

State of Alaska

Workforce Profile

Fiscal Year 2011



Introduction

Dear Colleagues:

The Division of Personnel and Labor Relations is pleased to provide the Fiscal Year 2011 Annual Workforce Profile for the State of Alaska Executive Branch. This publication is designed to assist you, our executives, managers and human resource professionals, in better understanding our current workforce. Included in the current profile are data and graphs representing demographics such as age and ethnicity distribution, average salaries, and retirement projections by department and job class. The data presented is as of June 30, 2011.

We are pleased to share with you that most of the reporting in this document was produced through ALDER, Alaska Data Enterprise Reporting. As always, the data in this report includes all executive branch employees with permanent, probationary and provisional status in the classified service as well as partially exempt and exempt employees. Excluded from this report are executive branch employees with nonpermanent, temporary and emergency status, and employees of the National Guard, Alaska Railroad Corporation and Alaska Housing Finance Corporation. Additionally, this report does not contain information about employees of the University of Alaska or the legislative and judicial branches of the State of Alaska.

We welcome your feedback and are ready to assist you with your workforce analysis needs. You may contact your agency human resource management consultant or the Employee Planning and Information Center team for assistance.

Nicki Neal
Director, Division of Personnel and Labor Relations

Table of Contents

Introduction	1
Employee Count by Department	4
Percentage of State Workforce by Department	4
Employee Count by Region	5
Percentage of Employees by Region.....	5
Employee Count and Percentage by Location.....	6
Employee Count by Department and Gender.....	8
Employee Count by Department and Gender Chart.....	8
Chart of Employee Count by Department and Gender	8
Minority Count and Percentage by Department.....	9
New Hire Data.....	10
Employee Count by Age Range	11
Average Age of Employees by Year	11
Average Age by Department and Gender	12
Average Age by Bargaining Unit.....	13
Average Age by Bargaining Unit Chart.....	13
Chart of Average Age by Bargaining Unit.....	13
Average Salary by Department.....	14
Average Base Monthly Salary by Bargaining Unit and Department.....	14
Average State Service.....	17
By Department and Gender.....	17
By Bargaining Unit	17
Retirement Projections by Department	18
Retirement Projections	18
Percentage of Employees by Retirement Projection Category.....	18
Retirement Projections by Department and Job Class	
Office of the Governor	19
Department of Administration.....	23

Retirement Projections by Department and Job Class (cont.)

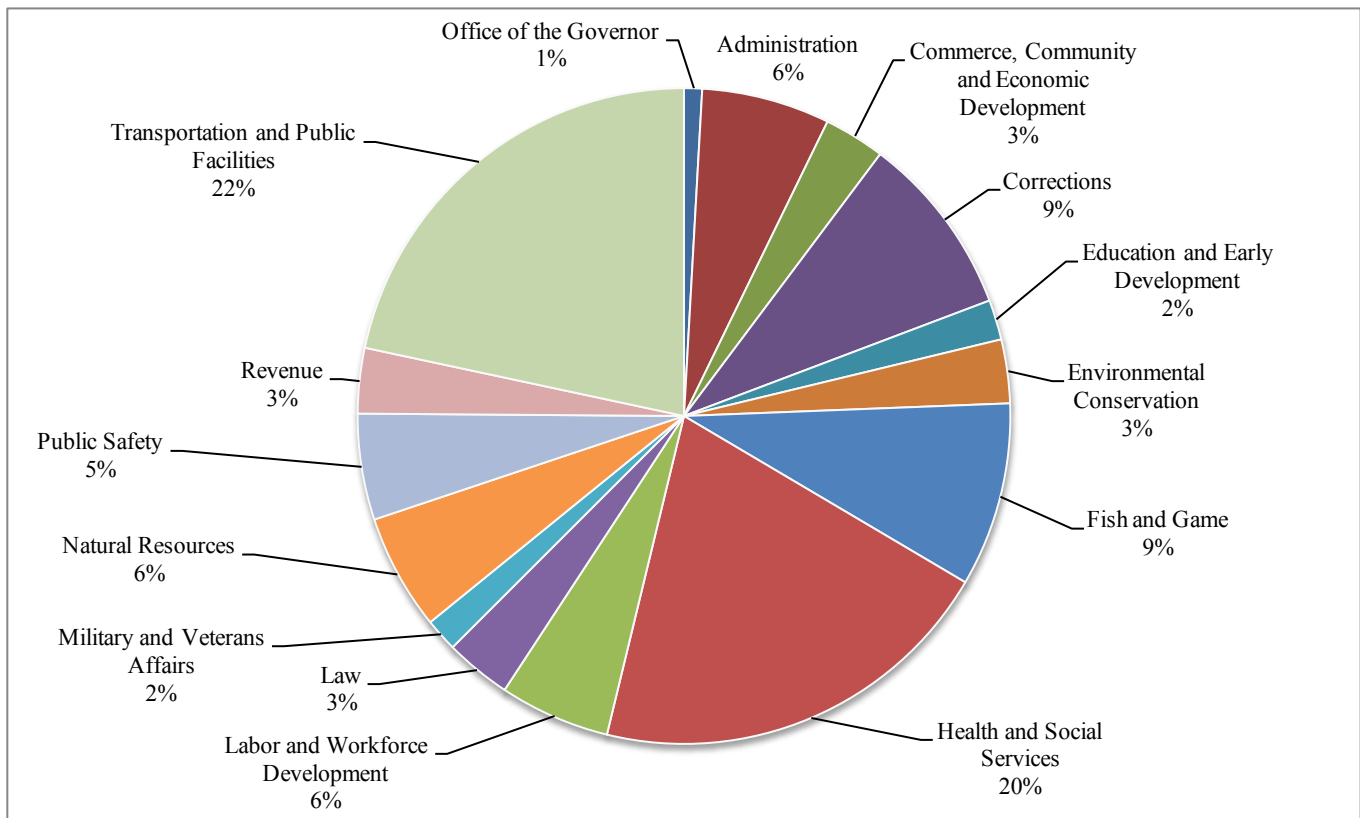
Department of Commerce, Community and Economic Development.....	29
Department of Corrections	38
Department of Education and Early Development.....	42
Department of Environmental Conservation.....	47
Department of Fish and Game.....	51
Department of Health and Social Services.....	57
Department of Labor and Workforce Development	68
Department of Law.....	75
Department of Military and Veterans Affairs	77
Department of Natural Resources	81
Department of Public Safety	89
Department of Revenue.....	94
Department of Transportation and Public Facilities.....	99
Credits and Contact Information	110



Employee Count by Department

Department Name	Employee Count
Office of the Governor	141
Administration	1004
Commerce, Community and Economic Development	478
Corrections	1427
Education and Early Development	313
Environmental Conservation	499
Fish and Game	1442
Health and Social Services	3215
Labor and Workforce Development	864
Law	519
Military and Veterans Affairs	259
Natural Resources	906
Public Safety	831
Revenue	512
Transportation and Public Facilities	3429
Statewide	15839

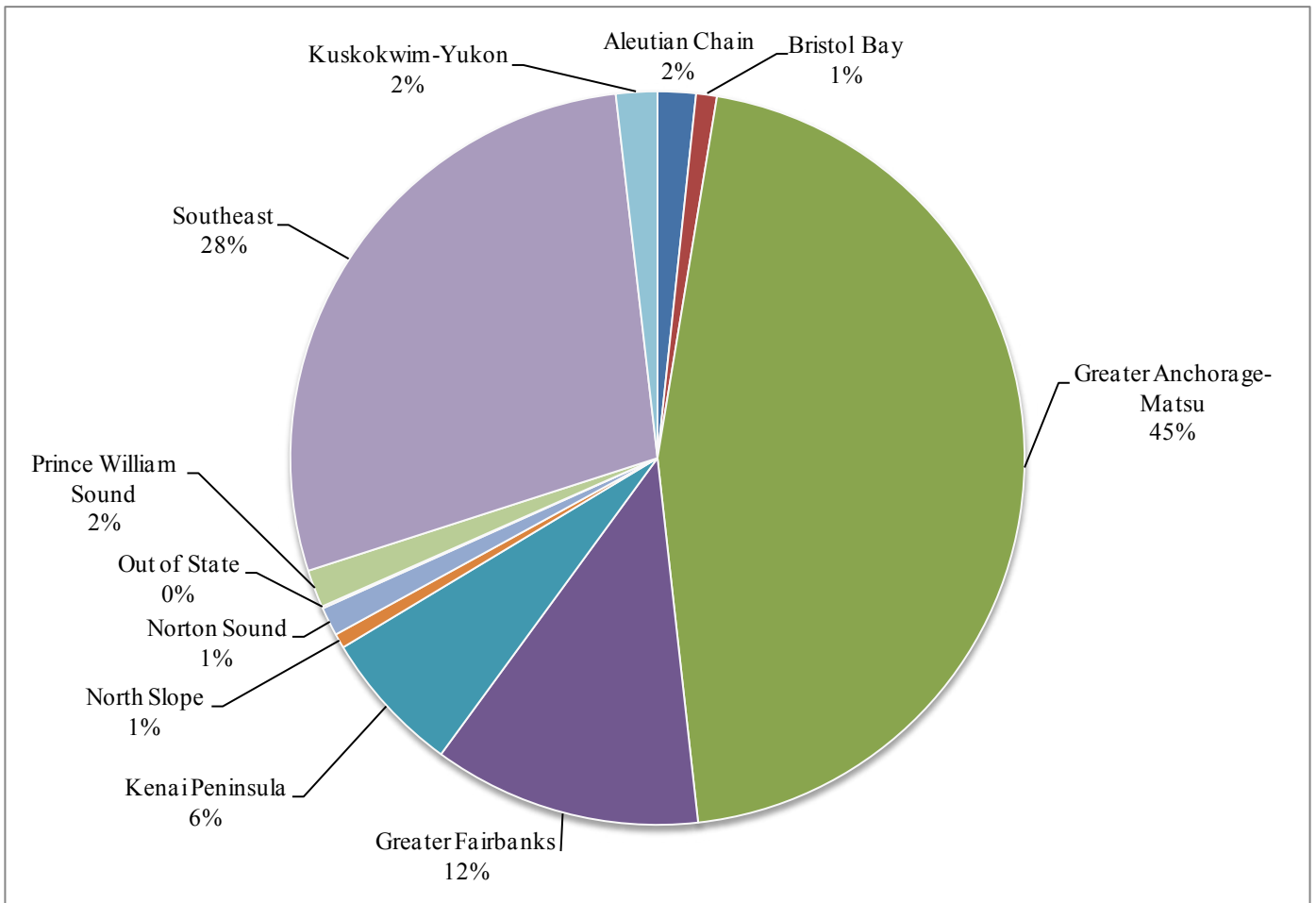
Percentage of State Workforce by Department



Employee Count by Region

Region	Employee Count
Aleutian Chain	267
Bristol Bay	145
Greater Anchorage-Mat-Su	7227
Greater Fairbanks	1874
Kenai Peninsula	1002
Kuskokwim-Yukon	289
North Slope	102
Norton Sound	200
Outside Alaska	14
Prince William Sound	263
Southeast	4456
Statewide	15839

Percentage of Employees by Region



Employee Count and Percentage by Location

City	Employee Count	Percentage
Adak	3	0.02%
Anchorage	5532	34.93%
Anchorage Intl. Airport	350	2.21%
Anchor Point	11	0.07%
Aniak	23	0.15%
Anvik	3	0.02%
Barrow	20	0.13%
Bear Creek	1	0.01%
Bellingham, WA	1	0.01%
Bethel	234	1.48%
Birch Lake	3	0.02%
Camp Carroll	126	0.80%
Cantwell	15	0.09%
Cascade	4	0.03%
Central	4	0.03%
Chandalar Camp	13	0.08%
Chena River	2	0.01%
Chignik	11	0.07%
Chitina	6	0.04%
Chulitna	6	0.04%
Cold Bay	6	0.04%
Coldfoot Camp	6	0.04%
Cooper Landing	2	0.01%
Cordova	102	0.64%
Cottonwood Camp	2	0.01%
Craig	13	0.08%
Crown Point	1	0.01%
Dalton Highway (Roving Crew)	11	0.07%
Deadhorse	14	0.09%
Delta Junction	49	0.31%
Denali	2	0.01%
Dillingham	86	0.54%
Douglas	1	0.01%
Dutch Harbor	27	0.17%
Eagle	5	0.03%

City	Employee Count	Percentage
Eagle River	124	0.78%
Eielson AFB	13	0.08%
Elfin Cove	1	0.01%
Emmonak	14	0.09%
Ernestine	4	0.03%
Fairbanks	1649	10.41%
Finger Lake	7	0.04%
Fort Wainwright	5	0.03%
Fort Yukon	2	0.01%
Gakona	2	0.01%
Galena	11	0.07%
Girdwood	19	0.12%
Glennallen	30	0.19%
Gustavus	2	0.01%
Haines	49	0.31%
Harding Lake	1	0.01%
Healy	8	0.05%
Hidden Inlet	1	0.01%
Homer	142	0.90%
Hoonah	6	0.04%
Iliamna	4	0.03%
Jim River	8	0.05%
Joint Base Elmendorf-Richardson	109	0.69%
Juneau	3370	21.28%
Kalsin Bay	2	0.01%
Kasilof	2	0.01%
Kenai	280	1.77%
Ketchikan	658	4.15%
King Salmon	55	0.35%
Klawock	11	0.07%
Kodiak	196	1.24%
Kotzebue	46	0.29%
Kulis Ang Base	15	0.09%
Livengood	9	0.06%
Mackenzie Point	30	0.19%

Executive Branch Employees: Classified (Permanent, Probationary, and Provisional), Partially Exempt, and Exempt

Employee Count and Percentage by Location (cont.)

City	Employee Count	Percentage
Manley Hot Springs	2	0.01%
Mcgrath	31	0.20%
Metlakatla	3	0.02%
Montana Creek	6	0.04%
Mount Edgecumbe	50	0.32%
Nelchina	5	0.03%
Nenana	8	0.05%
Nikiski	2	0.01%
Ninilchik	7	0.04%
Nome	189	1.19%
North Kenai Camp	4	0.03%
Northway	7	0.04%
O'Brian Creek	5	0.03%
Palmer	597	3.77%
Paxson	5	0.03%
Pelican	1	0.01%
Petersburg	45	0.28%
Port Moller	11	0.07%
Quartz Creek	4	0.03%
Sag River	9	0.06%
Saint Mary's	18	0.11%
Sand Point	7	0.04%
Seattle	7	0.04%
Seldovia	1	0.01%
Seven Mile Camp	8	0.05%
Seward	304	1.92%
Silvertip	7	0.04%
Sitka	189	1.19%
Skagway	14	0.09%
Slana	6	0.04%
Soldotna	228	1.44%
South Fork	2	0.01%
Sterling	1	0.01%
Sutton	1	0.01%
Talkeetna	9	0.06%

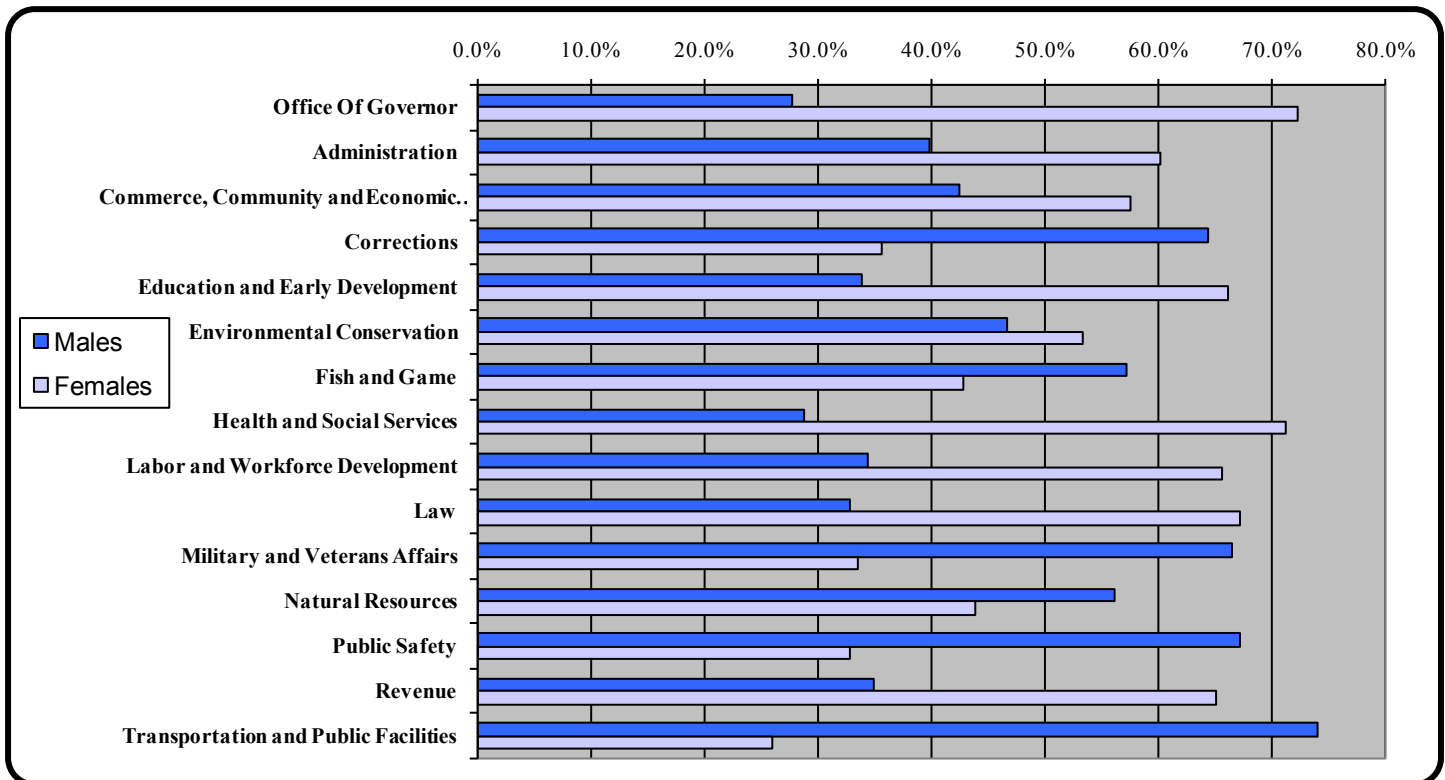
City	Employee Count	Percentage
Tazlina	27	0.17%
Teller	1	0.01%
Tenakee Springs	1	0.01%
Thompson Pass	11	0.07%
Tok	58	0.37%
Trapper Creek	1	0.01%
Trimms Camp	3	0.02%
Unalakleet	7	0.04%
Unalaska	4	0.03%
Valdez	75	0.47%
Washington, DC	6	0.04%
Wasilla	218	1.38%
Whittier	6	0.04%
Willow	7	0.04%
Wrangell	21	0.13%
Yakutat	20	0.13%



Employee Count by Department and Gender

Department Name	Males		Females	
	Count	Percentage	Count	Percentage
Office of the Governor	39	27.7%	102	72.3%
Administration	399	39.7%	605	60.3%
Commerce, Community and Economic Development	203	42.5%	275	57.5%
Corrections	920	64.5%	507	35.5%
Education and Early Development	106	33.9%	207	66.1%
Environmental Conservation	233	46.7%	266	53.3%
Fish and Game	824	57.1%	618	42.9%
Health and Social Services	927	28.8%	2288	71.2%
Labor and Workforce Development	297	34.4%	567	65.6%
Law	170	32.8%	349	67.2%
Military and Veterans Affairs	172	66.4%	87	33.6%
Natural Resources	509	56.2%	397	43.8%
Public Safety	558	67.1%	273	32.9%
Revenue	179	35.0%	333	65.0%
Transportation and Public Facilities	2538	74.0%	891	26.0%
Statewide	8074	51.0%	7765	49.0%

Chart of Employee Count by Department and Gender



Minority Count and Percentage by Department

Department	Minority Count	% of Minority Employees
Office of the Governor	25	17.7%
Administration	204	20.3%
Commerce, Community and Economic Development	83	17.4%
Corrections	303	21.2%
Education and Early Development	55	17.6%
Environmental Conservation	80	16.0%
Fish and Game	150	10.4%
Health and Social Services	985	30.6%
Labor and Workforce Development	184	21.3%
Law	89	17.1%
Military and Veterans Affairs	56	21.6%
Natural Resources	95	10.5%
Public Safety	125	15.0%
Revenue	133	26.0%
Transportation and Public Facilities	635	18.5%
Statewide	3202	20.2%

Top Three Departments	% of Minorities
Health and Social Services	30.6%
Revenue	26.0%
Military and Veterans Affairs	21.6%



New Hire Data

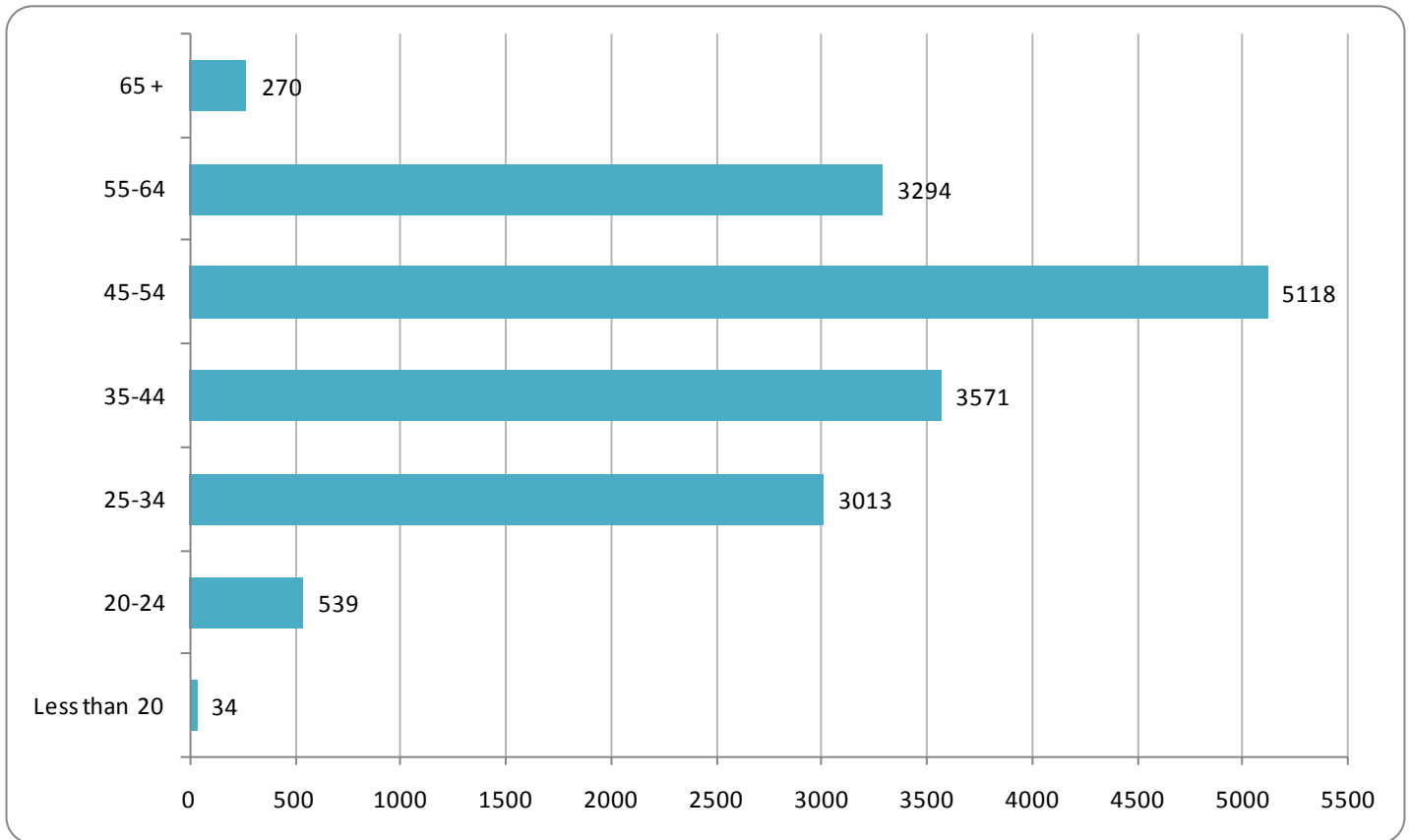
Department	New Hire Count	Average Age of New Hire	Average Age of New Hire	
			Male	Female
Office of the Governor	24	35.1	34.1	35.6
Administration	119	36.9	39.8	35.1
Commerce, Community and Economic Development	61	40.0	40.9	39.6
Corrections	120	37.1	36.4	37.9
Education and Early Development	36	36.6	37.6	36.1
Environmental Conservation	51	38.0	40.0	37.0
Fish and Game	179	33.0	33.7	32.2
Health and Social Services	355	38.8	38.6	38.9
Labor and Workforce Development	65	42.6	37.9	45.3
Law	54	36.3	34.5	37.1
Military and Veterans Affairs	36	40.1	42.6	36.3
Natural Resources	59	36.7	35.7	38.7
Public Safety	76	33.2	31.0	35.6
Revenue	49	36.6	34.6	38.0
Transportation and Public Facilities	339	38.4	38.9	37.2
Statewide	1623	37.4	37.4	37.5

New hire counts are permanent employees hired within Fiscal Year 2011 who are still employed.

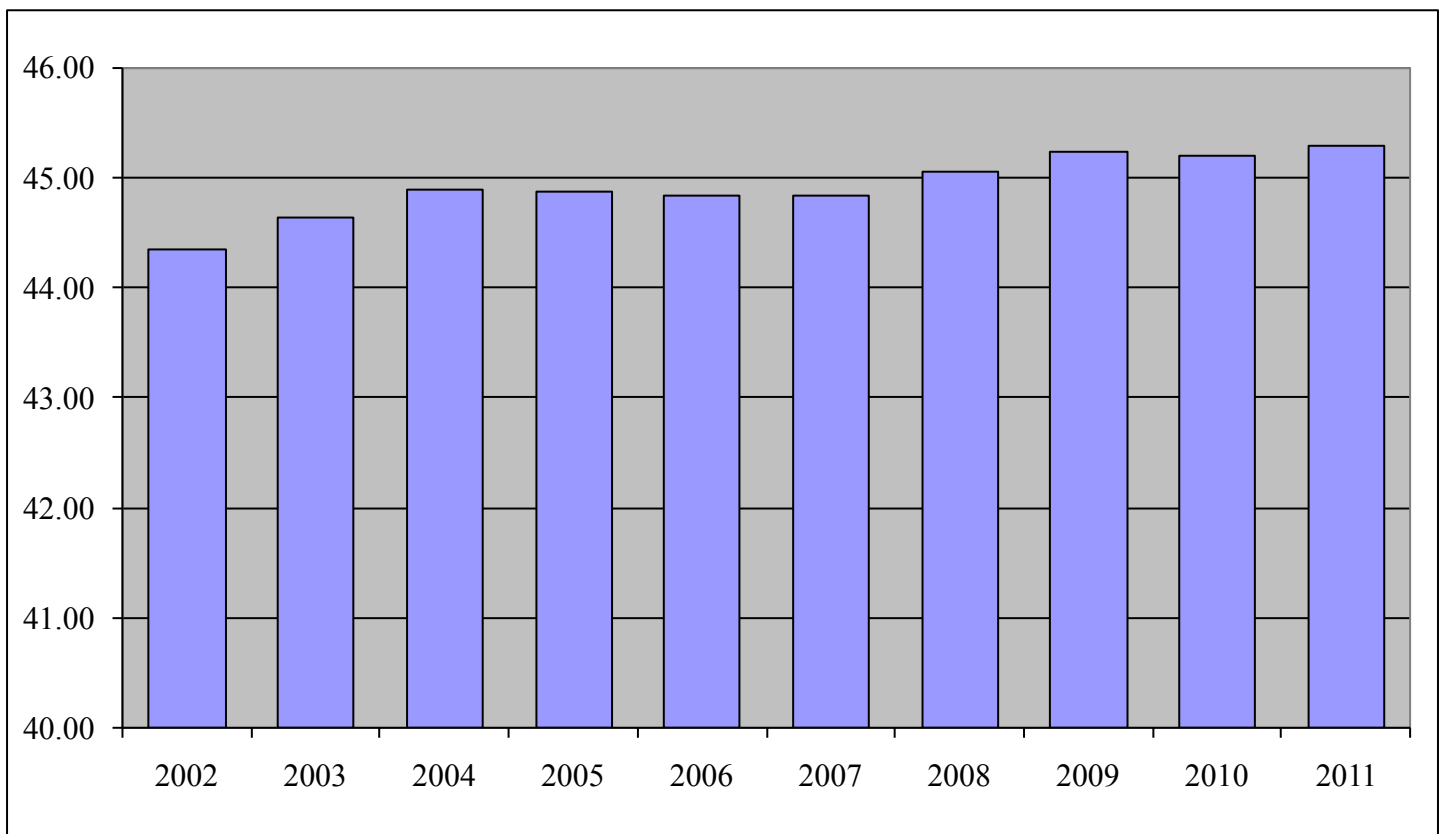
New Hire	Highest Average Age	Lowest Average Age
Overall Average	Labor and Workforce Development (42.6)	Fish and Game (33.0)
Male	Military and Veterans Affairs (42.6)	Public Safety (31.0)
Female	Labor and Workforce Development (45.3)	Fish and Game (32.2)



Employee Count by Age Range



Average Age of Employees by Year



Average Age by Department and Gender

Department	Average Age	Average Age	
		Male	Female
Office of the Governor	44.4	44.4	44.4
Administration	44.2	45.1	43.6
Commerce, Community and Economic Development	46.6	46.4	46.8
Corrections	44.9	44.7	45.3
Education and Early Development	45.8	46.1	45.6
Environmental Conservation	46.2	48.6	44.0
Fish and Game	42.0	42.7	40.9
Health and Social Services	45.9	45.8	45.9
Labor and Workforce Development	47.8	48.2	47.6
Law	44.3	45.2	43.8
Military and Veterans Affairs	46.0	47.7	42.5
Natural Resources	45.8	45.5	46.1
Public Safety	41.7	40.3	44.5
Revenue	45.0	45.3	44.9
Transportation and Public Facilities	46.4	46.5	46.1
Statewide	45.3	45.3	45.2

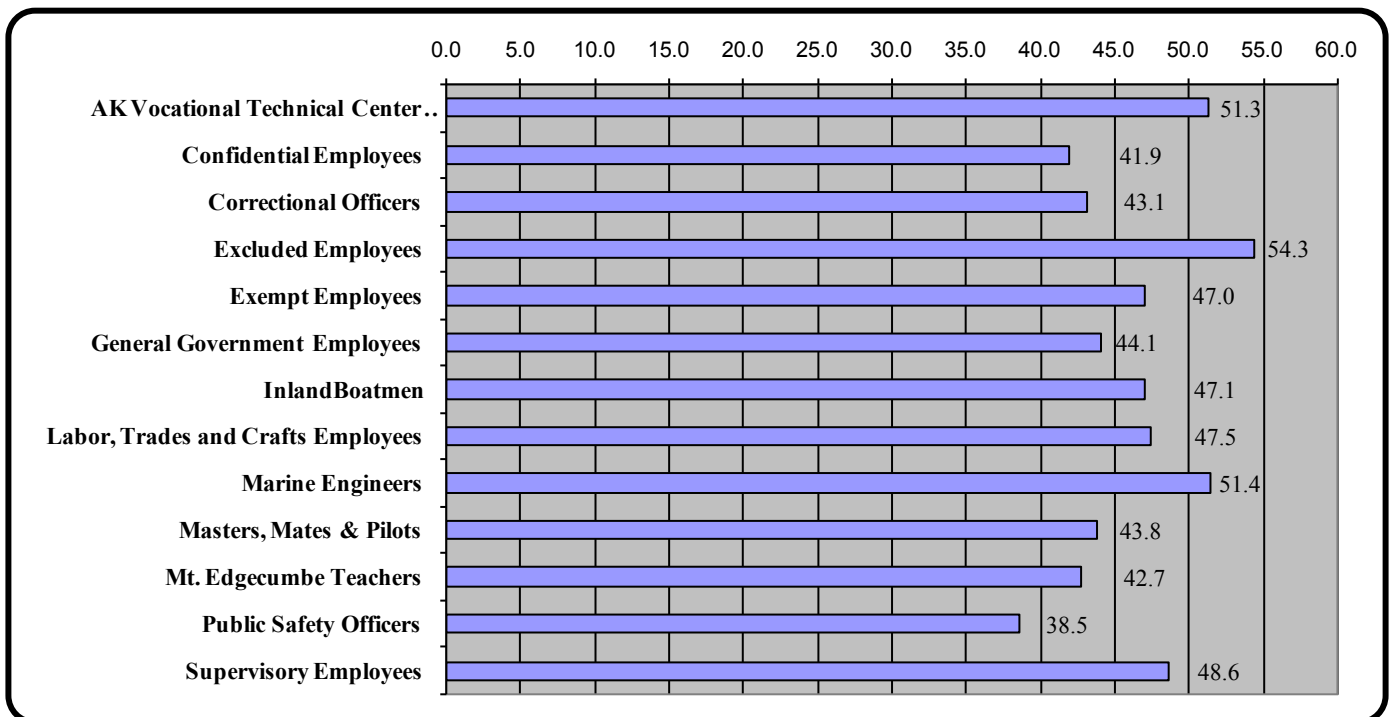
Employees	Highest Average Age	Lowest Average Age
Overall Average	Labor (47.8)	Public Safety (41.7)
Male Average	Environmental Conservation (48.6)	Public Safety (40.3)
Female Average	Labor (47.6)	Fish & Game (40.9)



Average Age by Bargaining Unit

Bargaining Unit	Average Age
AK Vocational Technical Center Teachers	51.3
Confidential Employees	41.9
Correctional Officers	43.1
Excluded Employees	54.3
Exempt Employees	47.0
General Government Employees	44.1
Inland Boatmen	47.1
Labor, Trades and Crafts Employees	47.5
Marine Engineers	51.4
Masters, Mates & Pilots	43.8
Mt. Edgecumbe Teachers	42.7
Public Safety Officers	38.5
Supervisory Employees	48.6

Chart of Average Age by Bargaining Unit



Average Salary by Department

Department	Statewide	
	Employee Count	Average Base Monthly Salary
Office of the Governor	141	\$6,096.99
Administration	1004	\$5,298.37
Commerce, Community and Economic Development	478	\$5,596.60
Corrections	1427	\$5,011.68
Education and Early Development	313	\$5,221.95
Environmental Conservation	499	\$5,516.99
Fish and Game	1442	\$4,529.01
Health and Social Services	3215	\$4,623.42
Labor and Workforce Development	864	\$4,783.01
Law	519	\$6,319.72
Military and Veterans Affairs	259	\$4,419.41
Natural Resources	906	\$5,152.54
Public Safety	831	\$5,562.04
Revenue	512	\$5,245.22
Transportation and Public Facilities	3429	\$4,973.21
Statewide	15839	\$5,011.34

Average Base Monthly Salary by Bargaining Unit and Department

Bargaining Unit	General Government		Supervisory		Confidential	
	Employee Count	Average Salary	Employee Count	Average Salary	Employee Count	Average Salary
Office of the Governor						
Administration	463	\$4,302.74	108	\$6,025.99	181	\$4,463.18
Commerce, Community and Economic Development	247	\$4,370.77	63	\$6,073.61		
Corrections	413	\$4,456.89	122	\$6,431.85		
Education and Early Development	139	\$4,393.38	35	\$6,547.02		
Environmental Conservation	346	\$4,827.02	135	\$7,044.27		
Fish and Game	1013	\$3,836.38	370	\$6,082.04		
Health and Social Services	2465	\$4,305.91	473	\$6,270.50	1	\$3,358.00
Labor and Workforce Development	622	\$4,257.44	130	\$6,119.96		
Law	189	\$3,758.54	39	\$4,512.46		
Military and Veterans Affairs	154	\$3,964.03	41	\$5,519.03		
Natural Resources	594	\$4,312.08	181	\$6,421.26		
Public Safety	322	\$3,912.35	79	\$7,203.09		
Revenue	351	\$4,152.49	75	\$6,025.24		
Transportation and Public Facilities	983	\$5,046.84	302	\$7,309.28	6	\$4,410.50
Statewide	8301	\$4,325.05	2153	\$6,411.06	188	\$4,455.62

Executive Branch Employees: Classified (Permanent, Probationary, and Provisional), Partially Exempt, and Exempt

Average Base Monthly Salary by Bargaining Unit and Department (cont.)

Bargaining Unit	Labor, Trades and Crafts		Correctional Officers		Public Safety Officers	
Department	Employee Count	Average Salary	Employee Count	Average Salary	Employee Count	Average Salary
Office of the Governor						
Administration	31	\$4,344.78				
Commerce, Community and Economic Development						
Corrections	98	\$4,366.69	778	\$5,047.84		
Education and Early Development	7	\$4,217.80				
Environmental Conservation	8	\$4,889.02				
Fish and Game	9	\$4,806.57				
Health and Social Services	210	\$3,187.69				
Labor and Workforce Development	39	\$4,846.88				
Law						
Military and Veterans Affairs	54	\$4,211.49				
Natural Resources	58	\$4,012.80				
Public Safety	14	\$4,303.35			403	\$6,504.19
Revenue						
Transportation and Public Facilities	1174	\$4,514.07			81	\$5,644.04
Statewide	1702	\$4,320.15	778	\$5,047.84	484	\$6,360.24

Bargaining Unit	Marine Engineers		Masters, Mates & Pilots		Inland Boatmen	
Department	Employee Count	Average Salary	Employee Count	Average Salary	Employee Count	Average Salary
Office of the Governor						
Administration						
Commerce, Community and Economic Development						
Corrections						
Education and Early Development						
Environmental Conservation						
Fish and Game						
Health and Social Services						
Labor and Workforce Development						
Law						
Military and Veterans Affairs						
Natural Resources						
Public Safety						
Revenue						
Transportation and Public Facilities	96	\$6,233.88	101	\$6,740.12	652	\$3,869.38
Statewide	96	\$6,233.88	101	\$6,740.12	652	\$3,869.38

Average Base Monthly Salary by Bargaining Unit and Department (cont.)

Bargaining Unit	AK Vocational Technical Teachers		Mt. Edgecumbe Teachers	
Department	Employee Count	Average Salary	Employee Count	Average Salary
Office of the Governor				
Administration				
Commerce, Community and Economic Development				
Corrections				
Education and Early Development			28	\$5,082.42
Environmental Conservation				
Fish and Game				
Health and Social Services				
Labor and Workforce Development	42	\$6,113.26		
Law				
Military and Veterans Affairs				
Natural Resources				
Public Safety				
Revenue				
Transportation and Public Facilities				
Statewide	42	\$6,113.26	28	\$5,082.42

Bargaining Unit	Excluded		Exempt & Partially Exempt	
Department	Employee Count	Average Salary	Employee Count	Average Salary
Office of the Governor			141	\$6,096.99
Administration			221	\$7,846.44
Commerce, Community and Economic Development			168	\$7,219.97
Corrections			16	\$10,696.29
Education and Early Development			104	\$5,988.60
Environmental Conservation			10	\$9,274.10
Fish and Game			50	\$7,019.18
Health and Social Services			66	\$9,265.46
Labor and Workforce Development	4	\$6,602.00	27	\$8,022.33
Law			291	\$8,225.38
Military and Veterans Affairs			10	\$8,046.50
Natural Resources			73	\$9,751.14
Public Safety			13	\$8,599.92
Revenue			86	\$9,024.83
Transportation and Public Facilities			34	\$8,808.68
Statewide	4	\$6,602.00	1310	\$7,821.21

Average State Service

By Department and Gender

Department	Average State Service	Male	Female
Office of the Governor	9.91	10.26	9.77
Administration	9.12	9.13	9.11
Commerce, Community and Economic Development	8.56	8.20	8.82
Corrections	8.89	9.12	8.47
Education and Early Development	9.37	8.92	9.60
Environmental Conservation	9.66	10.48	8.94
Fish and Game	8.30	9.12	7.22
Health and Social Services	8.47	9.09	8.22
Labor and Workforce Development	9.68	9.64	9.70
Law	9.16	9.38	9.06
Military and Veterans Affairs	7.66	8.03	6.94
Natural Resources	9.38	9.29	9.51
Public Safety	8.96	9.20	8.48
Revenue	9.35	9.59	9.21
Transportation and Public Facilities	9.22	9.35	8.86
Statewide	8.95	9.24	8.65

By Bargaining Unit

Bargaining Unit	Average State Service
AK Vocational Technical Center Teachers	8.71
Confidential Employees	8.66
Correctional Officers	8.36
Excluded Employees	23.25
Exempt Employees	9.66
General Government Employees	7.79
InlandBoatmen	6.83
Labor, Trades and Crafts Employees	9.20
Marine Engineers	Not Available
Masters, Mates & Pilots	11.36
Mt. Edgecumbe Teachers	6.73
Public Safety Officers	8.76
Supervisory Employees	13.61

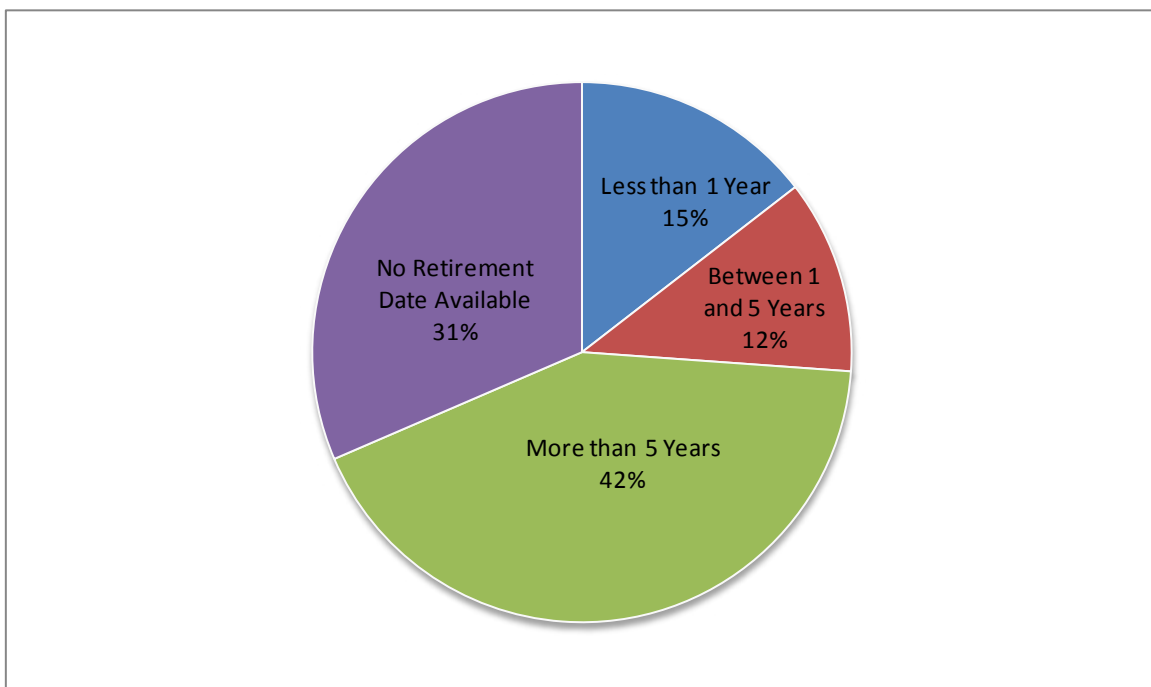
Retirement Projections by Department

Department	Total Employees in R&B System	Eligible to Retire					No Retirement Date Available
		Less than 1 Year	% Less than 1 Year	Between 1 and 5 Years	% Between 1 and 5 Years	More than 5 Years	
Office of the Governor	139	15	10.8%	24	17.3%	52	48
Administration	1000	143	14.3%	101	10.1%	439	317
Commerce, Community and Economic Development	477	87	18.2%	54	11.3%	168	168
Corrections	1422	193	13.6%	187	13.2%	600	442
Education and Early Development	308	51	16.6%	43	14.0%	137	77
Environmental Conservation	497	78	15.7%	57	11.5%	200	162
Fish and Game	1432	183	12.8%	140	9.8%	646	463
Health and Social Services	3198	431	13.5%	374	11.7%	1312	1081
Labor and Workforce Development	860	139	16.2%	122	14.2%	369	230
Law	518	73	14.1%	58	11.2%	218	169
Military and Veterans Affairs	255	28	11.0%	29	11.4%	100	98
Natural Resources	901	157	17.4%	97	10.8%	377	270
Public Safety	829	105	12.7%	84	10.1%	391	249
Revenue	509	65	12.8%	56	11.0%	227	161
Transportation and Public Facilities	3328	529	15.9%	393	11.8%	1409	997
Statewide	15673	2277	14.5%	1819	11.6%	6645	4932

Employees in the licensed engineers bargaining unit, some employees on approved leave without pay on June 30, 2011, and other records being audited by Retirement & Benefits at the time of this report are not included in these calculations.

Calculations are based on retirement dates projected by Division of Retirement & Benefits.

Percentage of Employees by Retirement Projection Category



Retirement Projections by Department & Job Class

Office of the Governor									
				Eligible to Retire					
Job Class	Job Class Code	Range	Employee Count	Less than 1 Year	% Less than 1 Year	Between 1 and 5 years	% Between 1 and 5 years	More than 5 years	No Retirement Date Available
ABSENTEE COORDINATOR,ELECTIONS	X1532	16	1	0	0.0%	1	100.0%	0	0
ABSENTEE & PETITION ASSISTANT	X1638	12	1	0	0.0%	0	0.0%	0	1
ABSENTEE & PETITION MANAGER	X1622	21	1	0	0.0%	0	0.0%	1	0
ACCOUNTANT	X0215	18	1	0	0.0%	0	0.0%	1	0
ADMIN CLERK III, ELECTIONS	X1506	10	5	1	20.0%	1	20.0%	1	2
ADMINISTRATIVE ASSISTANT	X0033	15	1	0	0.0%	0	0.0%	0	1
ADMINISTRATIVE ASST SUPERVISOR	X1401	17	1	0	0.0%	0	0.0%	1	0
ADMINISTRATIVE DIRECTOR	X1566	27	1	1	100.0%	0	0.0%	0	0
ADMINISTRATIVE OFFICER I	K0019	17	1	0	0.0%	1	100.0%	0	0
ADMINSTRATIVE SUPPORT TECH	X0075	13	1	0	0.0%	0	0.0%	1	0
ADMIN SUPPORT SPECIALIST	X0855	15	1	1	100.0%	0	0.0%	0	0
ADMIN SUPPORT SPECIALIST	X0857	15	1	0	0.0%	0	0.0%	0	1
ANALYST/PROGRAMMER III/IV	X1220	18	1	0	0.0%	0	0.0%	0	1
ANALYST/PROGRAMMER V	X1221	22	1	0	0.0%	0	0.0%	1	0
ANCHORAGE OFFICE MANAGER	X1733	17	1	0	0.0%	0	0.0%	1	0
ASSISTANT DIRECTOR	X0581	22	1	0	0.0%	0	0.0%	1	0
ASSOCIATE DIRECTOR	X1263	24	2	0	0.0%	0	0.0%	1	1
ATTORNEY III	P7144	22	1	0	0.0%	0	0.0%	1	0
ATTORNEY IV	P7145	24	1	0	0.0%	0	0.0%	1	0
AUDIO VISUAL COORDINATOR	X1731	20	1	0	0.0%	0	0.0%	1	0
BOARDS & COMMISSIONS ASSISTANT	X1922	18	1	0	0.0%	0	0.0%	0	1
CAPITAL COORDINATOR	X1753	23	1	0	0.0%	0	0.0%	1	0
CHIEF OF ENFORCEMENT,ASCHR	P7170	24	1	0	0.0%	1	100.0%	0	0
CHIEF OF STAFF FOR LT. GOV.	X0098	24	1	1	100.0%	0	0.0%	0	0
CONSTITUENT RELATIONS ASSIST.	X0027	15	1	0	0.0%	0	0.0%	0	1
CONSTITUENT RELATIONS ASST	X1935	14	2	0	0.0%	0	0.0%	0	2
CONSTITUENT RELATIONS COORD	X1021	18	1	0	0.0%	0	0.0%	0	1

Employees in the licensed engineers bargaining unit, some employees on approved leave without pay on June 30, 2011, and other records being audited by Retirement & Benefits at the time of this report are not included in these calculations.

Calculations are based on retirement dates projected by Division of Retirement & Benefits.

Retirement Projections by Department & Job Class

Office of the Governor									
				Eligible to Retire					
Job Class	Job Class Code	Range	Employee Count	Less than 1 Year	% Less than 1 Year	Between 1 and 5 years	% Between 1 and 5 years	More than 5 years	No Retirement Date Available
CONSTITUENT RELATIONS SPEC	X1751	18	5	0	0.0%	0	0.0%	1	4
DATA SYSTEMS SPECIALIST	X1929	18	2	0	0.0%	1	50.0%	1	0
DEP CHIEF OF STAFF TO LT GOV	X1591	23	1	0	0.0%	0	0.0%	1	0
DEP COS OPERATIONS & DIR OIT	X1764	27	1	0	0.0%	0	0.0%	0	1
DEPUTY CHIEF OF STAFF	X1156	27	1	0	0.0%	0	0.0%	1	0
DEPUTY DIRECTOR	X0826	24	1	0	0.0%	0	0.0%	1	0
DEPUTY LEGISLATIVE LIAISON	X1387	23	1	0	0.0%	0	0.0%	0	1
DIRECTOR	X1192	22	1	0	0.0%	0	0.0%	1	0
DIRECTOR OF OMB	X0107	28	1	1	100.0%	0	0.0%	0	0
DIR OF BOARDS & COMMISSIONS	X1190	23	1	0	0.0%	0	0.0%	1	0
DIR STATE AND FED RELATIONS	X0816	28	1	1	100.0%	0	0.0%	0	0
DIVISION DIRECTOR	P1901	27	1	1	100.0%	0	0.0%	0	0
DIVISION DIRECTOR	X1568	27	1	0	0.0%	0	0.0%	1	0
DVSA COORDINATOR	X1750	25	1	0	0.0%	0	0.0%	1	0
ELECTION ADMIN ASSISTANT I	X1955	12	1	0	0.0%	0	0.0%	1	0
ELECTION ADMIN ASSISTANT II	X1956	14	1	0	0.0%	0	0.0%	0	1
ELECTION ASSISTANT	X1644	12	1	0	0.0%	1	100.0%	0	0
ELECTION CLERK III	X1947	10	1	0	0.0%	0	0.0%	0	1
ELECTION COORDINATOR	X0074	17	1	0	0.0%	0	0.0%	1	0
ELECTION DATABASE/SYSTEM ADMIN	X1640	21	1	0	0.0%	1	100.0%	0	0
ELECTIONS LANG ASST PROG COORD	X1631	17	1	1	100.0%	0	0.0%	0	0
ELECTIONS PROGRAM MANAGER	X1504	21	1	0	0.0%	1	100.0%	0	0
ELECTIONS SYSTEMS MANAGER	X1623	22	1	0	0.0%	1	100.0%	0	0
ELECTION SUPERVISOR	X0824	21	4	0	0.0%	2	50.0%	1	1
ELECT OUTREACH/PROJECT COORD	X1674	17	1	0	0.0%	0	0.0%	1	0
EXEC DIR REDISTRICTING BOARD	X1755	26	1	0	0.0%	0	0.0%	0	1
EXEC. RESIDENCE HOUSEKEEPER	X1931	10	2	0	0.0%	0	0.0%	0	2

Employees in the licensed engineers bargaining unit, some employees on approved leave without pay on June 30, 2011, and other records being audited by Retirement & Benefits at the time of this report are not included in these calculations.

Calculations are based on retirement dates projected by Division of Retirement & Benefits.

Retirement Projections by Department & Job Class

Office of the Governor									
				Eligible to Retire					
Job Class	Job Class Code	Range	Employee Count	Less than 1 Year	% Less than 1 Year	Between 1 and 5 years	% Between 1 and 5 years	More than 5 years	No Retirement Date Available
EXECUTIVE OFFICE ASSISTANT	X1633	15	1	0	0.0%	0	0.0%	1	0
EXECUTIVE OFFICE ASSISTANT	X1744	18	1	0	0.0%	0	0.0%	1	0
EXECUTIVE RESIDENCE MANAGER	X1278	22	1	0	0.0%	0	0.0%	1	0
EXECUTIVE RESIDENCE STEWARD	X1290	15	1	1	100.0%	0	0.0%	0	0
EXECUTIVE SECRETARY	X0037	13	1	0	0.0%	0	0.0%	0	1
EXECUTIVE SECRETARY II	X0807	14	1	0	0.0%	0	0.0%	0	1
EXECUTIVE SECRETARY II	X0807	15	1	0	0.0%	0	0.0%	0	1
EXECUTIVE SECRETARY III	X0808	16	1	0	0.0%	0	0.0%	1	0
FINANCE OFFICER	X0505	22	1	0	0.0%	0	0.0%	1	0
FISCAL TECHNICIAN II	X0515	12	1	0	0.0%	1	100.0%	0	0
FISCAL TECHNICIAN III	X0516	14	1	0	0.0%	0	0.0%	1	0
GOVERNOR	X0001	0	1	0	0.0%	0	0.0%	1	0
GOVERNOR'S EXECUTIVE ASSISTANT	X1762	17	1	0	0.0%	0	0.0%	0	1
GOVERNORS SCHEDULER	X1635	21	1	0	0.0%	0	0.0%	1	0
GRAPHIC DESIGNER	X1732	17	1	0	0.0%	0	0.0%	0	1
HUMAN RIGHTS FLD REP III	P4207	18	5	0	0.0%	0	0.0%	0	5
HUMAN RIGHTS FLD REP IV	P4208	20	2	1	50.0%	0	0.0%	1	0
INTERNAL AUDITOR IV	X0832	23	1	0	0.0%	1	100.0%	0	0
LAN ADMINISTRATOR	X0318	23	1	0	0.0%	1	100.0%	0	0
LAW OFFICE ASSISTANT I	P7502	11	1	0	0.0%	0	0.0%	0	1
LEGISLATIVE DIRECTOR	X1919	24	1	0	0.0%	0	0.0%	1	0
LEGISLATIVE OFFICE ASSISTANT	X1626	17	1	0	0.0%	0	0.0%	0	1
LIEUTENANT GOVERNOR	X0002	0	1	0	0.0%	1	100.0%	0	0
MAIL ROOM CLERK	X1933	12	1	0	0.0%	1	100.0%	0	0
NETWORK SYSTEMS SPECIALIST	X1224	21	2	0	0.0%	0	0.0%	2	0
OFFICE ASSISTANT I	P1134	8	1	0	0.0%	0	0.0%	0	1
OFFICE ASSISTANT II	P1135	10	1	0	0.0%	1	100.0%	0	0

Employees in the licensed engineers bargaining unit, some employees on approved leave without pay on June 30, 2011, and other records being audited by Retirement & Benefits at the time of this report are not included in these calculations.

Calculations are based on retirement dates projected by Division of Retirement & Benefits.

Retirement Projections by Department & Job Class

Office of the Governor									
				Eligible to Retire					
Job Class	Job Class Code	Range	Employee Count	Less than 1 Year	% Less than 1 Year	Between 1 and 5 years	% Between 1 and 5 years	More than 5 years	No Retirement Date Available
OMB ADMINISTRATIVE ASSISTANT	X1456	15	1	0	0.0%	1	100.0%	0	0
OPERATING BUDGET COORDINATOR	X1716	23	1	1	100.0%	0	0.0%	0	0
PAYROLL/PERSONNEL ASSISTANT	X0715	16	1	1	100.0%	0	0.0%	0	0
PAYROLL/PERSONNEL OFFICER	X0144	23	1	0	0.0%	1	100.0%	0	0
POLICY ANALYST	X0305	23	2	0	0.0%	0	0.0%	2	0
PRESS OFFICE ASSISTANT	X0174	16	1	0	0.0%	0	0.0%	0	1
PRESS SECRETARY	X0811	24	1	0	0.0%	0	0.0%	1	0
PROCUREMENT AGENT	X0218	18	1	0	0.0%	1	100.0%	0	0
PROCUREMENT OFFICER	X1961	23	1	0	0.0%	1	100.0%	0	0
PROCUREMENT TECHNICIAN I	X0517	13	1	0	0.0%	0	0.0%	1	0
PROGRAM BUDGET ANALYST IV	X0836	21	2	0	0.0%	0	0.0%	1	1
PROGRAM BUDGET ANALYST V	X0837	22	2	1	50.0%	0	0.0%	1	0
RECEPTIONIST	X1928	13	1	0	0.0%	0	0.0%	0	1
REGIONAL ASST SUPERVISOR	X1614	16	5	0	0.0%	0	0.0%	2	3
RESIDENCE ADMIN ASSISTANT	X1738	14	1	0	0.0%	0	0.0%	0	1
SCHEDULER	X1593	14	1	0	0.0%	0	0.0%	0	1
SECRETARY	P1151	11	1	0	0.0%	0	0.0%	1	0
SENIOR BUDGET ANALYST	X1752	24	1	0	0.0%	0	0.0%	1	0
SENIOR ECONOMIST	X0485	23	1	1	100.0%	0	0.0%	0	0
SENIOR RURAL AFFAIRS ADVISOR	X1763	24	1	0	0.0%	0	0.0%	0	1
SPECIAL ASSISTANT	X1130	19	1	0	0.0%	0	0.0%	1	0
SPECIAL ASST DENALI COMMISSION	X1493	24	1	1	100.0%	0	0.0%	0	0
SPECIAL STAFF ASSISTANT	X0080	24	2	0	0.0%	0	0.0%	2	0
SPEECH WRITER	X1743	15	1	0	0.0%	0	0.0%	0	1
SPEECH WRITER	X1743	24	1	0	0.0%	1	100.0%	0	0
SR ADVISOR FOR MILITARY AFFAIR	X1739	24	1	0	0.0%	1	100.0%	0	0
TRADE SPECIALIST III	X1938	22	2	0	0.0%	1	50.0%	1	0
WEB DESIGN	X1730	19	1	0	0.0%	0	0.0%	0	1

Employees in the licensed engineers bargaining unit, some employees on approved leave without pay on June 30, 2011, and other records being audited by Retirement & Benefits at the time of this report are not included in these calculations.

Calculations are based on retirement dates projected by Division of Retirement & Benefits.

Executive Branch Employees: Classified (Permanent, Probationary, and Provisional), Partially Exempt, and Exempt

Retirement Projections by Department & Job Class

Department of Administration									
				Eligible to Retire					
Job Class	Job Class Code	Range	Employee Count	Less than 1 Year	% Less than 1 Year	Between 1 and 5 years	% Between 1 and 5 years	More than 5 years	No Retirement Date Available
ACCOUNTANT II	P1205	16	3	1	33.3%	1	33.3%	0	1
ACCOUNTANT III	P1206	18	11	2	18.2%	0	0.0%	6	3
ACCOUNTANT IV	P1207	20	20	3	15.0%	4	20.0%	11	2
ACCOUNTANT V	P1208	22	4	1	25.0%	1	25.0%	2	0
ACCOUNTING CLERK	P1203	10	5	1	20.0%	2	40.0%	1	1
ACCOUNTING TECH I	P1210	12	12	2	16.7%	2	16.7%	6	2
ACCOUNTING TECH II	P1211	14	9	0	0.0%	0	0.0%	6	3
ACCOUNTING TECH III	P1212	16	8	3	37.5%	1	12.5%	3	1
ADMINISTRATIVE ASSISTANT I	K0017	12	5	1	20.0%	0	0.0%	2	2
ADMINISTRATIVE ASSISTANT II	K0018	14	6	1	16.7%	0	0.0%	3	2
ADMINISTRATIVE LAW JUDGE I	P7232	22	2	1	50.0%	0	0.0%	1	0
ADMINISTRATIVE LAW JUDGE II	P7233	24	3	1	33.3%	0	0.0%	2	0
ADMINISTRATIVE OFFICER I	K0019	17	5	0	0.0%	0	0.0%	5	0
ADMINISTRATIVE OFFICER II	K0020	19	8	1	12.5%	2	25.0%	5	0
ADMINISTRATOR VCCB	P1958	20	1	0	0.0%	0	0.0%	0	1
ANALYST/PROGRAMMER II	P1622	16	3	0	0.0%	0	0.0%	1	2
ANALYST/PROGRAMMER III	P1623	18	3	0	0.0%	0	0.0%	1	2
ANALYST/PROGRAMMER III	X1282	18	1	0	0.0%	0	0.0%	1	0
ANALYST/PROGRAMMER IV	P1624	20	9	3	33.3%	1	11.1%	4	1
ANALYST/PROGRAMMER IV	X1283	20	1	1	100.0%	0	0.0%	0	0
ANALYST/PROGRAMMER V	P1625	22	10	2	20.0%	3	30.0%	5	0
AOGCC SPECIAL ASSISTANT	X1742	21	1	0	0.0%	0	0.0%	1	0
ASSOC ATTORNEY I	P7110	17	1	0	0.0%	1	100.0%	0	0
ASSOC ATTORNEY II	P7111	19	19	3	15.8%	0	0.0%	12	4
ASST DIR APOC	P1013	21	1	0	0.0%	0	0.0%	0	1
ATTORNEY II	P7143	20	20	0	0.0%	0	0.0%	0	20
ATTORNEY III	P7144	22	30	0	0.0%	1	3.3%	5	24

Employees in the licensed engineers bargaining unit, some employees on approved leave without pay on June 30, 2011, and other records being audited by Retirement & Benefits at the time of this report are not included in these calculations.

Calculations are based on retirement dates projected by Division of Retirement & Benefits.

Retirement Projections by Department & Job Class

Department of Administration									
				Eligible to Retire					
Job Class	Job Class Code	Range	Employee Count	Less than 1 Year	% Less than 1 Year	Between 1 and 5 years	% Between 1 and 5 years	More than 5 years	No Retirement Date Available
ATTORNEY IV	P7145	24	60	8	13.3%	1	1.7%	34	17
ATTORNEY V	P7146	25	28	5	17.9%	3	10.7%	18	2
ATTORNEY VI	P7147	26	4	0	0.0%	1	25.0%	1	2
BUDGET ANALYST IV	P1464	21	1	0	0.0%	0	0.0%	1	0
CHIEF ADMINISTRATIVE LAW JUDGE	P7231	27	1	0	0.0%	0	0.0%	1	0
CHIEF PROCUREMENT OFF	P1347	27	1	0	0.0%	1	100.0%	0	0
CLAIMS ADMINISTRATOR	P2390	19	2	0	0.0%	1	50.0%	0	1
COMM ENG ASSOC II	P8674	23	2	0	0.0%	1	50.0%	0	1
COMM ENG I	P8675	23	2	1	50.0%	0	0.0%	1	0
COMM ENG II	P8676	24	1	1	100.0%	0	0.0%	0	0
COMMISSIONER	X0003	0	1	0	0.0%	0	0.0%	1	0
COMMISSIONER,OIL AND GAS COMM	X0321	27	3	2	66.7%	1	33.3%	0	0
CONTRACTING OFFICER II	P1344	16	1	0	0.0%	0	0.0%	1	0
CONTRACTING OFFICER III	P1345	19	13	2	15.4%	1	7.7%	5	5
CONTRACTING OFFICER IV	P1346	22	1	0	0.0%	0	0.0%	1	0
CRIMINAL JUSTICE TECHNICIAN II	P7012	14	1	0	0.0%	0	0.0%	1	0
DATABASE SPECIALIST II	P1827	21	2	1	50.0%	1	50.0%	0	0
DATABASE SPECIALIST III	P1828	22	5	3	60.0%	0	0.0%	1	1
DATA COMMUNICATIONS SPEC I	P1661	19	2	0	0.0%	0	0.0%	2	0
DATA COMMUNICATIONS SPEC II	P1662	21	4	0	0.0%	1	25.0%	2	1
DATA PROCESSING MANAGER IV	P1644	25	1	0	0.0%	0	0.0%	1	0
DATA PROCESSING MGR I	P1641	22	6	0	0.0%	2	33.3%	3	1
DATA PROCESSING MGR II	P1642	23	2	0	0.0%	1	50.0%	1	0
DATA PROCESSING MGR III	P1643	24	6	2	33.3%	0	0.0%	3	1
DATA PROCESSING TECH II	P1612	15	12	3	25.0%	4	33.3%	2	3
DATA PROCESSING TECH III	P1613	17	4	0	0.0%	2	50.0%	1	1
DATA SECURITY SPEC	P1670	20	1	0	0.0%	0	0.0%	0	1

Employees in the licensed engineers bargaining unit, some employees on approved leave without pay on June 30, 2011, and other records being audited by Retirement & Benefits at the time of this report are not included in these calculations.

Calculations are based on retirement dates projected by Division of Retirement & Benefits.

Retirement Projections by Department & Job Class

Department of Administration									
				Eligible to Retire					
Job Class	Job Class Code	Range	Employee Count	Less than 1 Year	% Less than 1 Year	Between 1 and 5 years	% Between 1 and 5 years	More than 5 years	No Retirement Date Available
DEP CHIEF ADMIN LAW JUDGE	P7234	26	1	0	0.0%	0	0.0%	1	0
DEP COMMISSIONER	P1951	28	2	1	50.0%	0	0.0%	1	0
DEPUTY DIRECTOR	K0054	25	2	2	100.0%	0	0.0%	0	0
DIVISION DIRECTOR	P1901	27	8	0	0.0%	2	25.0%	5	1
DIVISION OPERATIONS MANAGER	K0051	24	2	0	0.0%	1	50.0%	1	0
DRIVER LICENSING MANAGER	P7761	21	1	0	0.0%	0	0.0%	1	0
ELECTRONIC MAINT SPVR	P8346	20	1	0	0.0%	0	0.0%	1	0
EXEC DIR APOC	P1012	24	1	0	0.0%	0	0.0%	0	1
EXEC SECRETARY II	P1154	14	1	0	0.0%	0	0.0%	1	0
FACILITIES MANAGER II	P2253	21	1	0	0.0%	0	0.0%	0	1
HR TECHNICAL SERVICES SUPV I	P1432	17	6	1	16.7%	1	16.7%	4	0
HUMAN RESOURCE MANAGER I	P1414	22	7	2	28.6%	1	14.3%	4	0
HUMAN RESOURCE MANAGER II	P1415	23	1	0	0.0%	0	0.0%	1	0
HUMAN RESOURCE SPECIALIST I	P1410	16	24	3	12.5%	3	12.5%	12	6
HUMAN RESOURCE SPECIALIST II	P1411	18	21	2	9.5%	2	9.5%	13	4
HUMAN RESOURCE SPECIALIST III	P1412	20	9	0	0.0%	2	22.2%	7	0
HUMAN RESOURCE TECHNICIAN I	P1406	12	12	0	0.0%	0	0.0%	4	8
HUMAN RESOURCE TECHNICIAN II	P1407	14	54	4	7.4%	2	3.7%	24	24
HUMAN RESOURCE TECHNICIAN III	P1408	15	11	2	18.2%	0	0.0%	8	1
INFORMATION TECHNOLOGY PLANNER	P2258	22	1	1	100.0%	0	0.0%	0	0
INTERNAL AUDITOR III	P1292	21	2	1	50.0%	1	50.0%	0	0
INTERNET SPECIALIST I	K0003	16	1	0	0.0%	1	100.0%	0	0
INTERNET SPECIALIST II	K0004	19	2	0	0.0%	1	50.0%	0	1
INVESTIGATOR II	P7767	16	4	2	50.0%	0	0.0%	2	0
INVESTIGATOR III	P7768	18	14	2	14.3%	5	35.7%	5	2
INVESTIGATOR IV	P7769	20	2	0	0.0%	1	50.0%	1	0
LABOR RELATIONS ANALYST II	P1422	20	2	0	0.0%	0	0.0%	2	0

Employees in the licensed engineers bargaining unit, some employees on approved leave without pay on June 30, 2011, and other records being audited by Retirement & Benefits at the time of this report are not included in these calculations.

Calculations are based on retirement dates projected by Division of Retirement & Benefits.

Retirement Projections by Department & Job Class

Department of Administration									
				Eligible to Retire					
Job Class	Job Class Code	Range	Employee Count	Less than 1 Year	% Less than 1 Year	Between 1 and 5 years	% Between 1 and 5 years	More than 5 years	No Retirement Date Available
LABOR RELATIONS ANALYST III	P1423	21	1	0	0.0%	1	100.0%	0	0
LABOR RELATIONS MGR	P1431	24	1	0	0.0%	0	0.0%	1	0
LAW OFFICE ASSISTANT I	P7502	11	27	2	7.4%	1	3.7%	6	18
LAW OFFICE ASSISTANT II	P7503	13	15	2	13.3%	2	13.3%	2	9
LAW OFFICE MANAGER II	P7506	16	1	0	0.0%	0	0.0%	1	0
MAIL SERVICES MANAGER	P1915	15	1	1	100.0%	0	0.0%	0	0
MAIL SVCS COURIER	P1132	9	4	0	0.0%	0	0.0%	2	2
MAIL SVCS LEAD COURIER	P1130	10	2	0	0.0%	0	0.0%	2	0
MAINT GEN (F/L/J/SJ)	P9311	54	6	3	50.0%	1	16.7%	0	2
MAINT GEN (F/L/J/SJ)	P9311	58	5	0	0.0%	0	0.0%	0	5
MAINT SPEC BFC (F/LJ/J)	P9323	50	1	0	0.0%	0	0.0%	1	0
MAINT SPEC BFC (F/LJ/J)	P9323	51	3	2	66.7%	0	0.0%	0	1
MAINT SPEC ETRONICS	P9324	50	1	0	0.0%	0	0.0%	1	0
MAINT SPEC ETRONICS	P9324	51	11	1	9.1%	1	9.1%	3	6
MAINT SPEC PLUMB	P9328	51	1	0	0.0%	0	0.0%	0	1
MICROFILM/IMAGING OPER I	P9811	10	6	1	16.7%	0	0.0%	1	4
MICROFILM/IMAGING OPER II	P9812	12	1	0	0.0%	1	100.0%	0	0
MICROFILM/IMAGING OPER III	P9813	14	1	0	0.0%	0	0.0%	1	0
MICRO/NETWORK SPEC I	P1633	18	3	0	0.0%	0	0.0%	3	0
MICRO/NETWORK SPEC II	P1634	20	5	0	0.0%	0	0.0%	4	1
MOTOR VEHICLE CUST SVC REP I	P7541	10	60	4	6.7%	4	6.7%	18	34
MOTOR VEHICLE CUST SVC REP II	P7542	12	27	5	18.5%	3	11.1%	13	6
MOTOR VEHICLE CUST SVC REP III	P7543	14	8	2	25.0%	1	12.5%	4	1
MOTOR VEHICLE HEARING OFFICER	P7210	18	3	0	0.0%	0	0.0%	2	1
MOTOR VEHICLE OFF MGR I	P7561	15	13	0	0.0%	3	23.1%	9	1
MOTOR VEHICLE OFF MGR II	P7562	17	3	1	33.3%	0	0.0%	2	0
MOTOR VEHICLE OFF MGR III	P7563	20	2	1	50.0%	0	0.0%	1	0

Employees in the licensed engineers bargaining unit, some employees on approved leave without pay on June 30, 2011, and other records being audited by Retirement & Benefits at the time of this report are not included in these calculations.

Calculations are based on retirement dates projected by Division of Retirement & Benefits.

Retirement Projections by Department & Job Class

Department of Administration									
Job Class	Job Class Code	Range	Employee Count	Eligible to Retire					No Retirement Date Available
				Less than 1 Year	% Less than 1 Year	Between 1 and 5 years	% Between 1 and 5 years	More than 5 years	
OFFICE ASSISTANT I	P1134	8	19	5	26.3%	1	5.3%	2	11
OFFICE ASSISTANT II	P1135	10	18	3	16.7%	1	5.6%	5	9
PARALEGAL I	P7105	14	17	5	29.4%	0	0.0%	8	4
PARALEGAL II	P7106	16	10	0	0.0%	0	0.0%	7	3
PAYROLL MANAGER	P1249	22	1	1	100.0%	0	0.0%	0	0
PAYROLL SPECIALIST I	P1244	16	2	0	0.0%	0	0.0%	2	0
PAYROLL SPECIALIST II	P1245	18	4	1	25.0%	1	25.0%	2	0
PAYROLL SPECIALIST III	P1246	20	1	1	100.0%	0	0.0%	0	0
PETROLEUM GEOLOGIST ASST	X0292	16	1	1	100.0%	0	0.0%	0	0
PETROLEUM INSPECTOR	X0336	21	6	0	0.0%	2	33.3%	2	2
PROCUREMENT SPEC II	P1332	16	3	2	66.7%	0	0.0%	1	0
PROCUREMENT SPEC III	P1333	18	2	0	0.0%	0	0.0%	2	0
PROCUREMENT SPEC IV	P1334	20	1	0	0.0%	0	0.0%	1	0
PROCUREMENT SPEC V	P1335	21	1	0	0.0%	1	100.0%	0	0
PROG COORDINATOR	P4678	20	1	0	0.0%	0	0.0%	1	0
PROGRAM COORDINATOR I	K0071	18	1	0	0.0%	0	0.0%	0	1
PROGRAM COORDINATOR II	K0072	20	1	0	0.0%	0	0.0%	0	1
PUBLICATIONS SPEC III	P3608	19	2	0	0.0%	0	0.0%	1	1
PUBLICATIONS TECH II	P3605	13	2	0	0.0%	0	0.0%	0	2
PUBLIC DEFENDER	P7160	27	1	0	0.0%	0	0.0%	1	0
PUBLIC GUARDIAN	P4260	18	18	4	22.2%	0	0.0%	11	3
RETIREMENT & BENEFITS SPEC I	P1442	16	6	3	50.0%	0	0.0%	1	2
RETIREMENT & BENEFITS TECH II	P1444	12	25	1	4.0%	3	12.0%	9	12
RETIREMENT & BENEFITS TECH III	P1445	14	10	1	10.0%	3	30.0%	5	1
RETIREMENT BEN MANAGER	P1447	23	2	1	50.0%	0	0.0%	1	0
RETIREMENT BEN SPEC II	P1449	18	14	2	14.3%	0	0.0%	10	2
RETIREMENT BEN SPEC III	P1450	20	3	0	0.0%	1	33.3%	1	1

Employees in the licensed engineers bargaining unit, some employees on approved leave without pay on June 30, 2011, and other records being audited by Retirement & Benefits at the time of this report are not included in these calculations.

Calculations are based on retirement dates projected by Division of Retirement & Benefits.

Executive Branch Employees: Classified (Permanent, Probationary, and Provisional), Partially Exempt, and Exempt

Retirement Projections by Department & Job Class

Department of Administration									
Job Class	Job Class Code	Range	Employee Count	Eligible to Retire					No Retirement Date Available
				Less than 1 Year	% Less than 1 Year	Between 1 and 5 years	% Between 1 and 5 years	More than 5 years	
RISK MANAGER	P2391	22	1	1	100.0%	0	0.0%	0	0
SENIOR PETROLEUM ENGINEER	X0334	26	3	0	0.0%	1	33.3%	1	1
SENIOR PETROLEUM GEOLOGIST	X0332	26	2	1	50.0%	1	50.0%	0	0
SENIOR RESERVOIR ENGINEER	X1552	26	2	1	50.0%	0	0.0%	1	0
SOCIAL SERVICES SPECIALIST II	P4117	16	1	0	0.0%	0	0.0%	0	1
SPEC ASST TO THE COMM II	P1918	23	2	0	0.0%	0	0.0%	1	1
STATE ACCOUNTANT	P1238	24	1	0	0.0%	1	100.0%	0	0
STATE LEASING & FACILITIES MGR	P2910	23	1	0	0.0%	0	0.0%	1	0
STATE TRAVEL MANAGER	P1350	20	1	1	100.0%	0	0.0%	0	0
STATISTICAL TECHNICIAN II	P1707	14	2	1	50.0%	0	0.0%	1	0
STOCK & PARTS SVCS (L/J/SJ)	P9911	54	1	0	0.0%	1	100.0%	0	0
STOCK & PARTS SVCS (L/J/SJ)	P9911	55	1	0	0.0%	0	0.0%	0	1
STOCK & PARTS SVCS (L/J/SJ)	P9911	57	1	0	0.0%	0	0.0%	1	0
SUPPLY TECHNICIAN II	P1311	12	2	0	0.0%	1	50.0%	0	1
SYSTEMS PROGRAMMER I	P1651	20	5	0	0.0%	0	0.0%	4	1
SYSTEMS PROGRAMMER II	P1652	22	16	1	6.3%	0	0.0%	11	4
SYSTEMS PROGRAMMER III	P1653	23	9	1	11.1%	2	22.2%	5	1
SYSTEMS PROGRAMMER IV	P1654	25	1	1	100.0%	0	0.0%	0	0
TRAINING SPECIALIST II	P1472	18	2	1	50.0%	0	0.0%	0	1
TRAINING SPECIALIST III	P1473	20	1	0	0.0%	0	0.0%	1	0
Employees in the licensed engineers bargaining unit, some employees on approved leave without pay on June 30, 2011, and other records being audited by Retirement & Benefits at the time of this report are not included in these calculations.									
Calculations are based on retirement dates projected by Division of Retirement & Benefits.									

Retirement Projections by Department & Job Class

Department of Commerce, Community and Economic Development									
				Eligible to Retire					
Job Class	Job Class Code	Range	Employee Count	Less than 1 Year	% Less than 1 Year	Between 1 and 5 years	% Between 1 and 5 years	More than 5 years	No Retirement Date Available
ACCOUNTANT	X0215	18	1	0	0.0%	1	100.0%	0	0
ACCOUNTANT II	X0657	16	1	0	0.0%	0	0.0%	0	1
ACCOUNTANT III	P1206	18	1	0	0.0%	1	100.0%	0	0
ACCOUNTANT IV	P1207	20	2	0	0.0%	2	100.0%	0	0
ACCOUNTANT V	P1208	22	1	0	0.0%	0	0.0%	1	0
ACCOUNTANT V	X1664	24	1	0	0.0%	0	0.0%	1	0
ACCOUNTING ANALYST	X1754	22	1	0	0.0%	0	0.0%	0	1
ACCOUNTING CLERK	P1203	10	2	0	0.0%	0	0.0%	0	2
ACCOUNTING TECH I	P1210	12	8	1	12.5%	0	0.0%	2	5
ACCOUNTING TECH II	P1211	14	2	1	50.0%	0	0.0%	0	1
ACCOUNTING TECH III	P1212	16	5	0	0.0%	1	20.0%	3	1
ACCOUNTING TECHNICIAN	X0661	12	1	0	0.0%	0	0.0%	0	1
ACCOUNTING TECHNICIAN	X0661	14	3	2	66.7%	0	0.0%	1	0
ACCOUNTING TECHNICIAN	X0662	12	1	0	0.0%	0	0.0%	0	1
ACCOUNTING TECHNICIAN II	X1341	14	1	0	0.0%	0	0.0%	0	1
ACCOUNTING TECHNICIAN IV	P1235	18	1	0	0.0%	1	100.0%	0	0
ACTUARY	X1026	25	2	0	0.0%	1	50.0%	1	0
ADMIN ASSISTANT	X1011	12	1	0	0.0%	1	100.0%	0	0
ADMINISTRATIVE ASSISTANT	X0033	12	2	0	0.0%	0	0.0%	0	2
ADMINISTRATIVE ASSISTANT	X0033	15	1	1	100.0%	0	0.0%	0	0
ADMINISTRATIVE ASSISTANT	X0751	13	1	1	100.0%	0	0.0%	0	0
ADMINISTRATIVE ASSISTANT	X1666	12	1	0	0.0%	0	0.0%	0	1
ADMINISTRATIVE ASSISTANT I	K0017	12	3	2	66.7%	0	0.0%	1	0
ADMINISTRATIVE ASSISTANT II	K0018	14	8	1	12.5%	0	0.0%	3	4
ADMINISTRATIVE FISCAL OFFICER	X1717	22	1	0	0.0%	1	100.0%	0	0
ADMINISTRATIVE LAW JUDGE	X0145	26	1	1	100.0%	0	0.0%	0	0
ADMINISTRATIVE MANAGER	X1266	12	1	1	100.0%	0	0.0%	0	0
ADMINISTRATIVE MANAGER	X1266	16	1	0	0.0%	0	0.0%	0	1

Employees in the licensed engineers bargaining unit, some employees on approved leave without pay on June 30, 2011, and other records being audited by Retirement & Benefits at the time of this report are not included in these calculations.

Calculations are based on retirement dates projected by Division of Retirement & Benefits.

Executive Branch Employees: Classified (Permanent, Probationary, and Provisional), Partially Exempt, and Exempt

Retirement Projections by Department & Job Class

Department of Commerce, Community and Economic Development									
				Eligible to Retire					
Job Class	Job Class Code	Range	Employee Count	Less than 1 Year	% Less than 1 Year	Between 1 and 5 years	% Between 1 and 5 years	More than 5 years	No Retirement Date Available
ADMINISTRATIVE OFFICER II	K0020	19	4	1	25.0%	0	0.0%	3	0
ADMINISTRATIVE SPECIALIST	X0553	14	1	0	0.0%	0	0.0%	0	1
ADMINISTRATIVE SPECIALIST	X0553	17	1	0	0.0%	0	0.0%	0	1
ADMINISTRATIVE SPECIALIST	X0553	18	1	0	0.0%	0	0.0%	1	0
ADMINISTRATIVE SUPPORT TECH	X0075	12	1	0	0.0%	0	0.0%	0	1
ADMINISTRATIVE SUPPORT TECH	X0075	13	1	0	0.0%	0	0.0%	0	1
ADVISORY SECTION MANAGER	X1471	25	1	0	0.0%	0	0.0%	1	0
AEROSPACE ENGINEER V	X1655	22	1	0	0.0%	0	0.0%	0	1
ANALYST/PROGRAMMER III	P1623	18	4	0	0.0%	0	0.0%	2	2
ANALYST/PROGRAMMER IV	P1624	20	9	1	11.1%	1	11.1%	4	3
ANALYST/PROGRAMMER V	P1625	22	4	2	50.0%	2	50.0%	0	0
ASSISTANT PROJECT MANAGER	X1439	22	1	0	0.0%	0	0.0%	0	1
ASSISTANT PROJECT MGR - HYDRO	X1692	22	1	0	0.0%	0	0.0%	1	0
ASSISTANT PROJECT MGR - WIND	X1691	22	1	0	0.0%	0	0.0%	0	1
ASST MARKETING DIRECTOR	X1926	18	1	0	0.0%	0	0.0%	1	0
ASST PRG MGR-ENERGY EFFICIENCY	X1747	20	1	0	0.0%	0	0.0%	0	1
ASST PRJ MGR-GEO/OCEAN RIVER	X1748	22	1	0	0.0%	0	0.0%	0	1
ASST STATE ASSESSOR	P2656	21	1	0	0.0%	0	0.0%	1	0
BUDGET MANAGER	P1465	22	1	1	100.0%	0	0.0%	0	0
BUDGET MANAGER	X1299	19	1	1	100.0%	0	0.0%	0	0
BUSINESS DEVELOPMENT OFFICER	X1724	22	1	0	0.0%	0	0.0%	1	0
BUSINESS DEVELOPMENT SPEC II	X1319	20	1	0	0.0%	1	100.0%	0	0
BUSINESS REG EXAMINER	P2320	13	6	3	50.0%	0	0.0%	1	2
CHIEF ENGR & DIR BUSINESS DEV	X1627	27	1	1	100.0%	0	0.0%	0	0
CHIEF EXECUTIVE OFFICER	X1576	30	1	0	0.0%	0	0.0%	0	1
CIRCUIT RIDER TECHNICIAN	X1488	20	1	0	0.0%	0	0.0%	0	1
COMMISSIONER	X0003	0	1	0	0.0%	0	0.0%	1	0
COMMISSIONER, RCA	X0004	27	5	4	80.0%	0	0.0%	1	0

Employees in the licensed engineers bargaining unit, some employees on approved leave without pay on June 30, 2011, and other records being audited by Retirement & Benefits at the time of this report are not included in these calculations.

Calculations are based on retirement dates projected by Division of Retirement & Benefits.

Executive Branch Employees: Classified (Permanent, Probationary, and Provisional), Partially Exempt, and Exempt

Retirement Projections by Department & Job Class

Department of Commerce, Community and Economic Development									
				Eligible to Retire					
Job Class	Job Class Code	Range	Employee Count	Less than 1 Year	% Less than 1 Year	Between 1 and 5 years	% Between 1 and 5 years	More than 5 years	No Retirement Date Available
COMMISSION SECTION MGR	X1476	23	1	1	100.0%	0	0.0%	0	0
COMMUNICATIONS COM CAR SP II	P2361	20	1	0	0.0%	0	0.0%	1	0
COMMUNICATIONS COM CAR SP III	P2362	22	2	0	0.0%	0	0.0%	1	1
COMMUNICATIONS COM CAR SP IV	P2363	24	1	0	0.0%	1	100.0%	0	0
COMMUNICATIONS COORDINATOR	X0933	23	1	0	0.0%	0	0.0%	0	1
COMMUNICATIONS DIRECTOR	X1426	23	1	0	0.0%	0	0.0%	1	0
COMMUNICATIONS & ELECT SUPRVR	X1415	18	1	0	0.0%	0	0.0%	1	0
CONSMR PROT-INFO OFF I	P2365	16	2	1	50.0%	0	0.0%	1	0
CONSMR SERVICE SPEC(INSURANCE)	P2319	16	3	0	0.0%	2	66.7%	1	0
CONSMR SERVICE SUPR(INSURANCE)	P2318	18	1	0	0.0%	1	100.0%	0	0
CONTRACT/GRANTS ADMINISTRATOR	X1460	15	1	0	0.0%	0	0.0%	0	1
CONTRACT/PROGRAM MANAGER	X1594	21	1	0	0.0%	1	100.0%	0	0
CONTROLLER	X0560	24	2	0	0.0%	0	0.0%	2	0
COORDINATOR-RURAL COM OUTREACH	X1570	24	1	1	100.0%	0	0.0%	0	0
CREDIT ADMINISTRATOR	X1446	16	1	0	0.0%	0	0.0%	1	0
DATA PROCESSING MGR III	P1643	24	1	0	0.0%	0	0.0%	1	0
DATA SYSTEMS SPECIALIST	X1175	22	1	0	0.0%	0	0.0%	1	0
DEP COMMISSIONER	P1951	28	1	0	0.0%	0	0.0%	0	1
DEP DIR ALT ENERG & ENERG EFF	X1758	27	1	1	100.0%	0	0.0%	0	0
DEP GEN MGR,KODIAK LAUNCH COMP	X1725	25	1	0	0.0%	0	0.0%	1	0
DEPUTY DIRECTOR CREDIT	X0349	27	1	1	100.0%	0	0.0%	0	0
DEPUTY DIRECTOR - DEVELOPMENT	X1708	27	1	0	0.0%	0	0.0%	0	1
DEPUTY DIRECTOR FINANCE	X0351	27	1	0	0.0%	1	100.0%	0	0
DEPUTY DIRECTOR, INSURANCE	P2307	24	1	0	0.0%	0	0.0%	1	0
DEPUTY DIRECTOR - OPERATIONS	X1709	27	1	1	100.0%	0	0.0%	0	0
DEPUTY DIRECTOR-RURAL ENERGY	X1571	27	1	0	0.0%	0	0.0%	0	1
DEVELOPMENT MANAGER	X1358	24	1	0	0.0%	0	0.0%	1	0
DEV SPEC II, OPTION A	P2288	20	4	0	0.0%	0	0.0%	3	1

Employees in the licensed engineers bargaining unit, some employees on approved leave without pay on June 30, 2011, and other records being audited by Retirement & Benefits at the time of this report are not included in these calculations.

Calculations are based on retirement dates projected by Division of Retirement & Benefits.

Executive Branch Employees: Classified (Permanent, Probationary, and Provisional), Partially Exempt, and Exempt

Retirement Projections by Department & Job Class

Department of Commerce, Community and Economic Development									
				Eligible to Retire					
Job Class	Job Class Code	Range	Employee Count	Less than 1 Year	% Less than 1 Year	Between 1 and 5 years	% Between 1 and 5 years	More than 5 years	No Retirement Date Available
DEV SPEC II, OPTION B	P2289	20	3	1	33.3%	0	0.0%	1	1
DIR CONTRACT & MATERIALS MGMT	X1436	25	1	1	100.0%	0	0.0%	0	0
DIR HEALTH, SAFETY & TRAINING	X1613	20	1	0	0.0%	1	100.0%	0	0
DIVISION DIRECTOR	P1901	27	5	2	40.0%	2	40.0%	0	1
DIVISION DIRECTOR	X1568	27	1	0	0.0%	1	100.0%	0	0
DIVISION OPERATIONS MANAGER	K0051	24	2	0	0.0%	1	50.0%	0	1
ECONOMIC DEVELOPMENT ADVISOR	X1609	21	1	0	0.0%	0	0.0%	1	0
ECONOMIC DEVELOPMENT OFFICER	X1723	24	1	1	100.0%	0	0.0%	0	0
ELECTRICAL TECHNICIAN	X1419	18	1	0	0.0%	0	0.0%	1	0
ENGINEER II	X1676	19	1	0	0.0%	0	0.0%	0	1
ENGINEER IV	X1689	21	1	0	0.0%	0	0.0%	0	1
EXEC ADMIN BOARD OF NURSING	P5130	23	1	1	100.0%	0	0.0%	0	0
EXEC ADMINISTRATOR REC	P2327	19	1	0	0.0%	0	0.0%	1	0
EXEC ADMIN STATE MEDICAL BOARD	P2329	18	1	0	0.0%	0	0.0%	1	0
EXEC SECRETARY III	P1156	16	1	0	0.0%	0	0.0%	0	1
EXECUTIVE ADMINISTRATOR AELS	P2328	18	1	1	100.0%	0	0.0%	0	0
EXECUTIVE ASSISTANT	X1741	16	1	0	0.0%	0	0.0%	1	0
EXECUTIVE DIRECTOR	X0288	26	1	1	100.0%	0	0.0%	0	0
EXECUTIVE DIRECTOR	X0289	28	2	0	0.0%	1	50.0%	1	0
EXECUTIVE DIRECTOR SAC	X1180	21	1	1	100.0%	0	0.0%	0	0
FINANCE ASSISTANT	X0328	12	1	0	0.0%	0	0.0%	0	1
FINANCE ASSISTANT	X0329	15	1	0	0.0%	0	0.0%	1	0
FINANCE MANAGER	X0454	22	1	0	0.0%	0	0.0%	1	0
FINANCIAL ANALYST	X1343	24	1	0	0.0%	0	0.0%	0	1
FINANCIAL INSTIT EXAM I	P2310	17	2	0	0.0%	0	0.0%	0	2
FINANCIAL INSTIT EXAM II	P2311	19	1	0	0.0%	0	0.0%	0	1
FINANCIAL INSTIT EXAM III	P2312	21	2	2	100.0%	0	0.0%	0	0
FINANCIAL INSTIT EXAM IV	P2313	22	1	0	0.0%	0	0.0%	1	0

Employees in the licensed engineers bargaining unit, some employees on approved leave without pay on June 30, 2011, and other records being audited by Retirement & Benefits at the time of this report are not included in these calculations.

Calculations are based on retirement dates projected by Division of Retirement & Benefits.

Executive Branch Employees: Classified (Permanent, Probationary, and Provisional), Partially Exempt, and Exempt

Retirement Projections by Department & Job Class

Department of Commerce, Community and Economic Development									
				Eligible to Retire					
Job Class	Job Class Code	Range	Employee Count	Less than 1 Year	% Less than 1 Year	Between 1 and 5 years	% Between 1 and 5 years	More than 5 years	No Retirement Date Available
FOODSERVICE DIRECTOR	X0992	24	1	0	0.0%	0	0.0%	1	0
GRANTS ADMINISTRATION MGR	K0045	21	1	0	0.0%	1	100.0%	0	0
GRANTS ADMINISTRATOR	X1645	22	1	1	100.0%	0	0.0%	0	0
GRANTS ADMINISTRATOR I	P2269	14	1	0	0.0%	1	100.0%	0	0
GRANTS ADMINISTRATOR II	P2270	17	8	2	25.0%	0	0.0%	4	2
GRANTS ADMINISTRATOR III	P2271	19	3	0	0.0%	2	66.7%	1	0
GRANTS ASSISTANT	X1721	15	1	0	0.0%	0	0.0%	0	1
HEARING EXAMINER I	P2380	24	3	1	33.3%	0	0.0%	2	0
HEARING EXAMINER II	K0076	26	1	0	0.0%	0	0.0%	1	0
HUMAN RESOURCE ADMINISTRATOR	X1769	18	1	0	0.0%	0	0.0%	0	1
INFORMATION SYSTEMS TECHNICIAN	X1661	17	1	0	0.0%	0	0.0%	1	0
INS FINANCIAL EXAM I	P2300	19	2	1	50.0%	0	0.0%	0	1
INS FINANCIAL EXAM II	P2301	21	2	1	50.0%	0	0.0%	1	0
INS FINANCIAL EXAM III	P2302	23	1	1	100.0%	0	0.0%	0	0
INSURANCE LICENSING EXAM I	P2344	12	1	0	0.0%	0	0.0%	0	1
INSURANCE LICENSING EXAM II	P2345	14	1	0	0.0%	0	0.0%	0	1
INSURANCE SPECIALIST I	P2358	17	4	0	0.0%	0	0.0%	1	3
INSURANCE SPECIALIST II	P2359	19	4	0	0.0%	1	25.0%	3	0
INSURANCE SPECIALIST III	P2354	21	1	0	0.0%	0	0.0%	0	1
INTERNAL AUDITOR III	P1292	21	1	1	100.0%	0	0.0%	0	0
INTERNATIONAL PROG COORDINATOR	X1595	18	2	0	0.0%	0	0.0%	0	2
INTERNATIONAL PROGRAM DIRECTOR	X0170	24	1	0	0.0%	0	0.0%	0	1
INTERNET SPECIALIST II	K0004	19	1	0	0.0%	1	100.0%	0	0
INVENTORY PROPERTY MGMT SPEC	X1634	15	1	0	0.0%	0	0.0%	0	1
INVESTIGATOR I	P7766	13	1	0	0.0%	0	0.0%	1	0
INVESTIGATOR II	P7767	16	2	1	50.0%	0	0.0%	1	0
INVESTIGATOR III	P7768	18	15	0	0.0%	4	26.7%	7	4
INVESTIGATOR IV	P7769	20	2	1	50.0%	1	50.0%	0	0
Employees in the licensed engineers bargaining unit, some employees on approved leave without pay on June 30, 2011, and other records being audited by Retirement & Benefits at the time of this report are not included in these calculations.									
Calculations are based on retirement dates projected by Division of Retirement & Benefits.									

Executive Branch Employees: Classified (Permanent, Probationary, and Provisional), Partially Exempt, and Exempt

Retirement Projections by Department & Job Class

Department of Commerce, Community and Economic Development									
				Eligible to Retire					
Job Class	Job Class Code	Range	Employee Count	Less than 1 Year	% Less than 1 Year	Between 1 and 5 years	% Between 1 and 5 years	More than 5 years	No Retirement Date Available
KLC FACILITY MANAGER	X1264	22	1	0	0.0%	0	0.0%	0	1
LAW OFFICE ASSISTANT I	P7502	11	3	0	0.0%	0	0.0%	0	3
LAW OFFICE ASSISTANT II	P7503	13	2	0	0.0%	0	0.0%	1	1
LOAN CLOSER/PROCESSOR I	P2116	10	3	0	0.0%	0	0.0%	2	1
LOAN CLOSER/PROCESSOR II	P2117	12	2	0	0.0%	0	0.0%	0	2
LOAN CLOSER/PROCESSOR III	P2118	14	1	0	0.0%	0	0.0%	1	0
LOAN/COLLECTION MANAGER	P2120	22	1	0	0.0%	0	0.0%	1	0
LOAN/COLLECTION OFF I	P2113	16	4	0	0.0%	0	0.0%	2	2
LOAN/COLLECTION OFFICER III	P2115	20	2	1	50.0%	0	0.0%	1	0
LOAN/COLLECTION OFF II	P2114	18	5	1	20.0%	1	20.0%	2	1
LOAN OFFICER II	X1226	24	2	0	0.0%	0	0.0%	1	1
LOAN SERVICES SUPERVISOR	X0636	18	1	0	0.0%	0	0.0%	1	0
LOAN SERVICING TECHNICIAN II	X0393	12	1	0	0.0%	0	0.0%	0	1
LOCAL GOVT SPEC II	P1872	15	3	0	0.0%	0	0.0%	1	2
LOCAL GOVT SPEC III	P1873	17	15	3	20.0%	1	6.7%	3	8
LOCAL GOVT SPEC IV	P1874	19	7	2	28.6%	0	0.0%	5	0
LOCAL GOVT SPEC V	P1875	21	3	1	33.3%	1	33.3%	0	1
MAINTENANCE TECHNICIAN	X1468	14	1	0	0.0%	0	0.0%	0	1
MAINTENANCE TECHNICIAN	X1468	16	1	0	0.0%	0	0.0%	1	0
MAINTENANCE TECHNICIAN	X1468	19	1	0	0.0%	0	0.0%	0	1
MAINTENANCE TECHNICIAN - HVAC	X1682	18	1	0	0.0%	0	0.0%	1	0
MAINTENANCE TECH (RF COMMS)	X1597	14	1	0	0.0%	0	0.0%	0	1
MAINTENANCE TECH (RF COMMS)	X1597	19	1	0	0.0%	0	0.0%	0	1
MAINT TECH (CORROSION CONTROL)	X1598	15	2	0	0.0%	0	0.0%	0	2
MAINT TECHNICIAN - FACILITIES	X1686	15	1	0	0.0%	0	0.0%	0	1
MARINE PILOT COORD	P1959	20	1	1	100.0%	0	0.0%	0	0
MARKETING SPECIALIST	X1925	18	2	1	50.0%	0	0.0%	1	0
MATERIALS MGMT SPECIALIST	X1438	15	1	0	0.0%	1	100.0%	0	0
Employees in the licensed engineers bargaining unit, some employees on approved leave without pay on June 30, 2011, and other records being audited by Retirement & Benefits at the time of this report are not included in these calculations.									
Calculations are based on retirement dates projected by Division of Retirement & Benefits.									

Executive Branch Employees: Classified (Permanent, Probationary, and Provisional), Partially Exempt, and Exempt

Retirement Projections by Department & Job Class

Department of Commerce, Community and Economic Development									
				Eligible to Retire					
Job Class	Job Class Code	Range	Employee Count	Less than 1 Year	% Less than 1 Year	Between 1 and 5 years	% Between 1 and 5 years	More than 5 years	No Retirement Date Available
MECHANICAL TECHNICIAN	X1418	14	1	0	0.0%	0	0.0%	0	1
MICRO/NETWORK SPEC I	P1633	18	4	1	25.0%	0	0.0%	2	1
MICRO/NETWORK SPEC II	P1634	20	1	0	0.0%	0	0.0%	1	0
MICRO/NETWORK TECH II	P1632	16	1	0	0.0%	0	0.0%	0	1
NATURAL RESOURCE SPEC II	P6642	16	1	0	0.0%	0	0.0%	1	0
NATURAL RESOURCE SPEC III	P6643	18	1	1	100.0%	0	0.0%	0	0
OCCUP LICENSING EXAMINER	P2325	13	22	1	4.5%	2	9.1%	9	10
OFFICE ASSISTANT I	P1134	8	18	3	16.7%	0	0.0%	4	11
OFFICE ASSISTANT II	P1135	10	14	2	14.3%	1	7.1%	3	8
OFFICE ASSISTANT III	K0077	11	1	1	100.0%	0	0.0%	0	0
OFFICE ASSISTANT IV	P1136	12	1	0	0.0%	1	100.0%	0	0
PARALEGAL I	P7105	14	1	0	0.0%	0	0.0%	1	0
PARALEGAL II	P7106	16	5	2	40.0%	0	0.0%	3	0
PAYROLL SUPERVISOR	X1774	16	1	0	0.0%	1	100.0%	0	0
PCE PROGRAM MANAGER	X1766	18	1	0	0.0%	0	0.0%	1	0
PLANNER II	P2292	17	1	0	0.0%	0	0.0%	1	0
PLANNER III	P2293	19	4	1	25.0%	1	25.0%	1	1
PRES & CHIEF OPERATING OFFICER	X1636	30	1	1	100.0%	0	0.0%	0	0
PREV MAINT OPER & MAINT SCHED	X1681	15	1	0	0.0%	0	0.0%	0	1
PROCESS COORDINATOR, RCA	P7103	18	1	0	0.0%	0	0.0%	0	1
PROCUREMENT ASSISTANT	X1656	12	1	0	0.0%	1	100.0%	0	0
PROCUREMENT MANAGER	X0217	20	2	0	0.0%	0	0.0%	1	1
PROCUREMENT SPEC I	P1331	14	1	0	0.0%	0	0.0%	1	0
PROCUREMENT SPEC II	P1332	16	1	1	100.0%	0	0.0%	0	0
PROCUREMENT SPEC IV	P1334	20	1	0	0.0%	0	0.0%	1	0
PROG COORDINATOR	P4678	20	2	0	0.0%	1	50.0%	1	0
PROGRAM COORDINATOR I	K0071	18	3	0	0.0%	0	0.0%	1	2
PROGRAM MANAGER	X0232	21	1	0	0.0%	1	100.0%	0	0

Employees in the licensed engineers bargaining unit, some employees on approved leave without pay on June 30, 2011, and other records being audited by Retirement & Benefits at the time of this report are not included in these calculations.

Calculations are based on retirement dates projected by Division of Retirement & Benefits.

Executive Branch Employees: Classified (Permanent, Probationary, and Provisional), Partially Exempt, and Exempt

Retirement Projections by Department & Job Class

Department of Commerce, Community and Economic Development									
				Eligible to Retire					
Job Class	Job Class Code	Range	Employee Count	Less than 1 Year	% Less than 1 Year	Between 1 and 5 years	% Between 1 and 5 years	More than 5 years	No Retirement Date Available
PROGRAM MANAGER, BF & RPSU	X1710	25	1	1	100.0%	0	0.0%	0	0
PROJECT ASSISTANT	K0070	16	1	0	0.0%	0	0.0%	1	0
PROJECT ASSISTANT	X0376	16	1	0	0.0%	0	0.0%	1	0
PROJECT ASSISTANT	X1136	15	1	0	0.0%	0	0.0%	0	1
PROJECT DEVELOPMENT MANAGER	X1138	25	1	0	0.0%	1	100.0%	0	0
PROJECT DEVELOPMENT SPECIALIST	X1448	20	1	0	0.0%	0	0.0%	1	0
PROJECT MANAGER	X0342	24	2	0	0.0%	0	0.0%	0	2
PROJECT MANAGER	X0342	25	2	1	50.0%	0	0.0%	1	0
PROJECT MANAGER	X0492	25	1	0	0.0%	0	0.0%	1	0
PROJECT MANAGER	X0494	22	2	0	0.0%	1	50.0%	0	1
PROJECT MANAGER	X0494	24	1	0	0.0%	0	0.0%	0	1
PROJECT MANAGER II	X1114	24	1	0	0.0%	0	0.0%	1	0
PROJ MGR-ENERGY DATA INVENTORY	X1720	22	1	0	0.0%	1	100.0%	0	0
PUBLICATIONS TECH I	P3604	11	2	0	0.0%	0	0.0%	1	1
PUBLICATIONS TECH II	P3605	13	1	0	0.0%	0	0.0%	1	0
QUALITY ASSURANCE COORDINATOR	X0563	24	1	1	100.0%	0	0.0%	0	0
RECORDS & LICENSING SPVR	P1905	16	5	1	20.0%	1	20.0%	3	0
REGULATIONS SPEC II	P2341	16	1	0	0.0%	0	0.0%	1	0
RESEARCH ANALYST II	P1793	16	1	0	0.0%	0	0.0%	0	1
RESEARCH ANALYST IV	P1795	21	1	1	100.0%	0	0.0%	0	0
RETAIL PROGRAM DIRECTOR	X1237	24	1	1	100.0%	0	0.0%	0	0
RSTS TECHNICIAN IV	X1663	23	1	0	0.0%	0	0.0%	0	1
RSTS TECHNICIAN (LEVEL I & II)	X1683	14	1	0	0.0%	0	0.0%	0	1
RURAL ELECTRIC UTILITY WORKER	X1440	20	3	1	33.3%	0	0.0%	2	0
SECRETARY	P1151	11	3	0	0.0%	0	0.0%	1	2
SECURITIES EXAMINER I	P2316	21	3	1	33.3%	0	0.0%	2	0
SECURITIES EXAMINER II	P2317	22	1	0	0.0%	1	100.0%	0	0
SECURITY MGR/INFO SYS SEC MGR	X1392	19	1	0	0.0%	0	0.0%	0	1

Employees in the licensed engineers bargaining unit, some employees on approved leave without pay on June 30, 2011, and other records being audited by Retirement & Benefits at the time of this report are not included in these calculations.

Calculations are based on retirement dates projected by Division of Retirement & Benefits.

Executive Branch Employees: Classified (Permanent, Probationary, and Provisional), Partially Exempt, and Exempt

Retirement Projections by Department & Job Class

Department of Commerce, Community and Economic Development									
				Eligible to Retire					
Job Class	Job Class Code	Range	Employee Count	Less than 1 Year	% Less than 1 Year	Between 1 and 5 years	% Between 1 and 5 years	More than 5 years	No Retirement Date Available
SPEC ASST TO THE COMM II	P1918	23	2	0	0.0%	0	0.0%	1	1
STATE ASSESSOR	P2655	23	1	1	100.0%	0	0.0%	0	0
SUPPLY TECHNICIAN II	P1311	12	1	0	0.0%	0	0.0%	1	0
SUPPORT MANAGER	X1466	19	1	0	0.0%	0	0.0%	0	1
SYSTEMS PROGRAMMER III	P1653	23	1	0	0.0%	0	0.0%	1	0
SYSTEMS SUPPORT MANAGER	X1393	19	1	0	0.0%	0	0.0%	1	0
TAX AUDITOR III	P1260	20	1	0	0.0%	0	0.0%	1	0
TECHNICAL ENGINEER II	X1110	25	2	0	0.0%	0	0.0%	2	0
USDA FOOD AID PROG COORDINATOR	X1596	21	1	0	0.0%	0	0.0%	0	1
UTILITY ENG ANALYST II	P8705	20	1	0	0.0%	0	0.0%	0	1
UTILITY ENG ANALYST III	P8706	22	1	1	100.0%	0	0.0%	0	0
UTILITY ENGINEERING ANALYST IV	P8707	24	1	0	0.0%	0	0.0%	1	0
UTILITY FIN ANALYST I	P2334	17	1	0	0.0%	0	0.0%	1	0
UTILITY FIN ANALYST III	P2336	21	3	0	0.0%	0	0.0%	2	1
UTILITY FIN ANALYST IV	P2337	23	1	0	0.0%	0	0.0%	1	0
UTILITY TARIFF ANALYST I	P2384	16	1	0	0.0%	0	0.0%	0	1
UTILITY TARIFF ANALYST II	P2385	18	2	0	0.0%	0	0.0%	0	2
UTILITY TARIFF ANALYST III	P2386	20	1	0	0.0%	0	0.0%	0	1
VP AND CHIEF FINANCIAL OFFICER	X1327	27	1	0	0.0%	0	0.0%	0	1
VP/GEN MGR-KODIAK LAUNCH COMPL	X1728	28	1	1	100.0%	0	0.0%	0	0
WAREHOUSE MANAGER	X1351	15	1	0	0.0%	0	0.0%	1	0

Employees in the licensed engineers bargaining unit, some employees on approved leave without pay on June 30, 2011, and other records being audited by Retirement & Benefits at the time of this report are not included in these calculations.

Calculations are based on retirement dates projected by Division of Retirement & Benefits.

Retirement Projections by Department & Job Class

Department of Corrections									
				Eligible to Retire					
Job Class	Job Class Code	Range	Employee Count	Less than 1 Year	% Less than 1 Year	Between 1 and 5 years	% Between 1 and 5 years	More than 5 years	No Retirement Date Available
ACCOUNTANT V	P1208	22	1	0	0.0%	0	0.0%	1	0
ACCOUNTING CLERK	P1203	10	15	1	6.7%	0	0.0%	2	12
ACCOUNTING TECH I	P1210	12	5	0	0.0%	0	0.0%	2	3
ACCOUNTING TECH II	P1211	14	1	0	0.0%	0	0.0%	1	0
ACCOUNTING TECH III	P1212	16	2	0	0.0%	1	50.0%	1	0
ACCOUNTING TECHNICIAN IV	P1235	18	1	0	0.0%	0	0.0%	1	0
ADMINISTRATIVE ASSISTANT I	K0017	12	1	0	0.0%	0	0.0%	1	0
ADMINISTRATIVE ASSISTANT II	K0018	14	5	1	20.0%	2	40.0%	2	0
ADMINISTRATIVE OFFICER I	K0019	17	13	2	15.4%	3	23.1%	7	1
ADMINISTRATIVE OFFICER II	K0020	19	1	0	0.0%	0	0.0%	1	0
ADULT PROBATION OFF I	P4342	14	15	0	0.0%	0	0.0%	5	10
ADULT PROBATION OFF II	P4343	16	111	9	8.1%	10	9.0%	64	28
ADULT PROBATION OFF III	P4344	18	35	7	20.0%	6	17.1%	21	1
ADULT PROBATION OFF IV	P4345	20	3	0	0.0%	1	33.3%	2	0
ADULT PROBATION OFF V	P4346	22	3	2	66.7%	1	33.3%	0	0
ANALYST/PROGRAMMER III	P1623	18	1	0	0.0%	0	0.0%	1	0
ANALYST/PROGRAMMER V	P1625	22	2	1	50.0%	0	0.0%	1	0
ASST CORRECTIONAL SUPT	P7655	19	11	7	63.6%	0	0.0%	4	0
BUDGET ANALYST II	P1462	16	2	0	0.0%	0	0.0%	2	0
BUDGET MANAGER	P1465	22	1	0	0.0%	0	0.0%	1	0
BUILDING MAINT SUPT	P8460	20	1	0	0.0%	1	100.0%	0	0
CHIEF TIME ACCOUNTING OFFICER	P1956	18	1	0	0.0%	1	100.0%	0	0
COMMISSIONER	X0003	0	1	0	0.0%	0	0.0%	1	0
CORRECTIONAL OFFICER I	P7646	11	71	0	0.0%	0	0.0%	6	65
CORRECTIONAL OFFICER II	P7653	13	577	44	7.6%	66	11.4%	274	193
CORRECTIONAL OFFICER III	P7654	15	127	31	24.4%	30	23.6%	63	3
CORRECTIONAL OFFICER IV	P7647	18	13	5	38.5%	3	23.1%	5	0
Employees in the licensed engineers bargaining unit, some employees on approved leave without pay on June 30, 2011, and other records being audited by Retirement & Benefits at the time of this report are not included in these calculations.									
Calculations are based on retirement dates projected by Division of Retirement & Benefits.									

Retirement Projections by Department & Job Class

Department of Corrections									
				Eligible to Retire					
Job Class	Job Class Code	Range	Employee Count	Less than 1 Year	% Less than 1 Year	Between 1 and 5 years	% Between 1 and 5 years	More than 5 years	No Retirement Date Available
CORRECTIONAL SUPERINTENDENT I	P7657	21	12	7	58.3%	4	33.3%	1	0
CORRECTIONAL SUPERINTENDENT II	P7658	22	1	1	100.0%	0	0.0%	0	0
CORR INDUS PROD MGR II	P7666	18	1	1	100.0%	0	0.0%	0	0
CRIMINAL JUSTICE PLANNER	P2221	21	5	1	20.0%	1	20.0%	2	1
CRIMINAL JUSTICE SPECIALIST	P7013	16	1	0	0.0%	1	100.0%	0	0
CRIMINAL JUSTICE TECHNICIAN I	P7011	12	7	0	0.0%	1	14.3%	2	4
CRIMINAL JUSTICE TECHNICIAN II	P7012	14	33	4	12.1%	4	12.1%	18	7
DATA PROCESSING MGR II	P1642	23	1	0	0.0%	0	0.0%	0	1
DENTAL HYGIENIST	P5470	16	1	0	0.0%	0	0.0%	1	0
DEP COMMISSIONER	P1951	28	2	2	100.0%	0	0.0%	0	0
DIVISION DIRECTOR	P1901	27	3	1	33.3%	1	33.3%	1	0
ED COORDINATOR (COR)	P3140	16	17	7	41.2%	1	5.9%	6	3
EDUCATION ASSOC II	P3158	15	1	0	0.0%	0	0.0%	1	0
ENVIRO SERVICES (F/L/J)	P9171	60	2	0	0.0%	0	0.0%	1	1
EXEC DIR AK BD PAROLE	P4355	23	1	0	0.0%	0	0.0%	1	0
EXEC SECRETARY III	P1156	16	1	0	0.0%	0	0.0%	0	1
FACILITIES MANAGER I	P2252	20	2	1	50.0%	0	0.0%	1	0
FACILITIES MANAGER II	P2253	21	1	0	0.0%	0	0.0%	1	0
FOOD SERVICE (F/L/J/SJ)	P9101	53	5	1	20.0%	0	0.0%	3	1
FOOD SERVICE (F/L/J/SJ)	P9101	56	33	4	12.1%	2	6.1%	13	14
FOOD SERVICE (F/L/J/SJ)	P9101	57	3	1	33.3%	0	0.0%	1	1
FOOD SERVICE SUPERVISOR	P9104	16	5	1	20.0%	2	40.0%	2	0
FORENSIC PSYCHIATRIST	X0679	28	2	1	50.0%	1	50.0%	0	0
HEALTH PRACTITIONER I	P5212	24	6	2	33.3%	2	33.3%	0	2
INTERNAL AUDITOR IV	P1293	23	1	0	0.0%	0	0.0%	1	0
LICENSED PRAC NURSE	P5116	17	19	2	10.5%	2	10.5%	9	6
MAIL SVCS COURIER	P1132	9	1	0	0.0%	0	0.0%	0	1

Employees in the licensed engineers bargaining unit, some employees on approved leave without pay on June 30, 2011, and other records being audited by Retirement & Benefits at the time of this report are not included in these calculations.

Calculations are based on retirement dates projected by Division of Retirement & Benefits.

Retirement Projections by Department & Job Class

Department of Corrections									
				Eligible to Retire					
Job Class	Job Class Code	Range	Employee Count	Less than 1 Year	% Less than 1 Year	Between 1 and 5 years	% Between 1 and 5 years	More than 5 years	No Retirement Date Available
MAINT GEN (F/L/J/SJ)	P9311	52	3	1	33.3%	0	0.0%	2	0
MAINT GEN (F/L/J/SJ)	P9311	53	2	0	0.0%	1	50.0%	1	0
MAINT GEN (F/L/J/SJ)	P9311	54	13	1	7.7%	5	38.5%	1	6
MAINT SPEC BFC (F/LJ/J)	P9323	50	5	3	60.0%	1	20.0%	1	0
MAINT SPEC BFC (F/LJ/J)	P9323	51	7	4	57.1%	0	0.0%	3	0
MAINT SPEC BFC (F/LJ/J)	P9323	53	5	0	0.0%	1	20.0%	2	2
MAINT SPEC ETRICIAN	P9325	51	4	0	0.0%	1	25.0%	2	1
MAINT SPEC ETRONICS	P9324	51	4	2	50.0%	1	25.0%	1	0
MAINT SPEC PLUMB	P9328	51	5	0	0.0%	1	20.0%	2	2
MECH AUTO	P9331	53	3	1	33.3%	0	0.0%	1	1
MEDICAL DIRECTOR	X0677	28	2	1	50.0%	0	0.0%	0	1
MEDICAL OFFICER	X0681	0	1	0	0.0%	1	100.0%	0	0
MEDICAL RECORD ADMIN	P5423	16	1	0	0.0%	0	0.0%	1	0
MEDICAL RECORDS ASST	P1140	10	7	1	14.3%	2	28.6%	2	2
MICROFILM/IMAGING OPER II	P9812	12	1	0	0.0%	1	100.0%	0	0
MICRO/NETWORK SPEC I	P1633	18	2	0	0.0%	0	0.0%	0	2
MICRO/NETWORK SPEC II	P1634	20	2	1	50.0%	0	0.0%	0	1
MICRO/NETWORK TECH I	P1631	14	2	0	0.0%	0	0.0%	0	2
MICRO/NETWORK TECH II	P1632	16	4	0	0.0%	0	0.0%	2	2
MNTL HLTH CLINICIAN II	P5337	19	12	3	25.0%	4	33.3%	2	3
MNTL HLTH CLINICIAN III	P5338	21	11	3	27.3%	0	0.0%	4	4
MNTL HLTH CLINICIAN IV	P5339	23	1	0	0.0%	0	0.0%	1	0
NURSE I	P5110	18	1	0	0.0%	0	0.0%	0	1
NURSE II	P5111	19	36	8	22.2%	5	13.9%	8	15
NURSE III	P5112	20	7	2	28.6%	0	0.0%	4	1
NURSE II (PSYCH)	P5117	19	4	2	50.0%	1	25.0%	0	1
NURSE IV	P5113	22	1	0	0.0%	0	0.0%	1	0

Employees in the licensed engineers bargaining unit, some employees on approved leave without pay on June 30, 2011, and other records being audited by Retirement & Benefits at the time of this report are not included in these calculations.

Calculations are based on retirement dates projected by Division of Retirement & Benefits.

Retirement Projections by Department & Job Class

Department of Corrections									
				Eligible to Retire					
Job Class	Job Class Code	Range	Employee Count	Less than 1 Year	% Less than 1 Year	Between 1 and 5 years	% Between 1 and 5 years	More than 5 years	No Retirement Date Available
NURSE IV (PSYCH)	P5119	22	1	0	0.0%	0	0.0%	1	0
OFFICE ASSISTANT I	P1134	8	29	4	13.8%	5	17.2%	3	17
OFFICE ASSISTANT II	P1135	10	19	3	15.8%	6	31.6%	6	4
OFFICE ASSISTANT III	K0077	11	6	2	33.3%	0	0.0%	2	2
PHARMACIST (LEAD W/ADV CERT)	X1700	29	1	0	0.0%	0	0.0%	0	1
PHARMACY TECHNICIAN	P5602	12	3	1	33.3%	0	0.0%	1	1
POLICY AND PROGRAM SPECIALIST	X0976	21	1	0	0.0%	1	100.0%	0	0
PROCUREMENT SPEC I	P1331	14	2	1	50.0%	1	50.0%	0	0
PROCUREMENT SPEC II	P1332	16	3	1	33.3%	0	0.0%	1	1
PROCUREMENT SPEC III	P1333	18	1	0	0.0%	0	0.0%	1	0
PROCUREMENT SPEC IV	P1334	20	1	0	0.0%	0	0.0%	1	0
PROGRAM COORDINATOR II	K0072	20	1	1	100.0%	0	0.0%	0	0
PSYCHOLOGICAL COUNSLR II	P5327	17	6	0	0.0%	2	33.3%	0	4
QA&UR NURSE	P5120	24	1	0	0.0%	0	0.0%	1	0
RESEARCH ANALYST IV	P1795	21	1	0	0.0%	0	0.0%	1	0
SECRETARY	P1151	11	1	0	0.0%	0	0.0%	1	0
SOCIAL WORKER II	P4113	16	1	0	0.0%	0	0.0%	1	0
SPEC ASST TO THE COMM II	P1918	23	1	0	0.0%	0	0.0%	1	0
STATISTICAL TECHNICIAN I	P1706	12	1	0	0.0%	0	0.0%	1	0
STOCK & PARTS SVCS (L/J/SJ)	P9911	54	2	0	0.0%	0	0.0%	1	1
STOCK & PARTS SVCS (L/J/SJ)	P9911	57	2	0	0.0%	0	0.0%	2	0
SUPPLY TECHNICIAN I	P1310	10	1	0	0.0%	0	0.0%	0	1
SUPPLY TECHNICIAN II	P1311	12	4	0	0.0%	0	0.0%	0	4

Employees in the licensed engineers bargaining unit, some employees on approved leave without pay on June 30, 2011, and other records being audited by Retirement & Benefits at the time of this report are not included in these calculations.

Calculations are based on retirement dates projected by Division of Retirement & Benefits.

Retirement Projections by Department & Job Class

Department of Education and Early Development									
				Eligible to Retire					
Job Class	Job Class Code	Range	Employee Count	Less than 1 Year	% Less than 1 Year	Between 1 and 5 years	% Between 1 and 5 years	More than 5 years	No Retirement Date Available
ACCOUNTANT	X0214	20	3	0	0.0%	0	0.0%	2	1
ACCOUNTANT	X0215	18	3	0	0.0%	1	33.3%	1	1
ACCOUNTANT	X0701	16	2	0	0.0%	0	0.0%	2	0
ACCOUNTANT	X1186	22	1	0	0.0%	1	100.0%	0	0
ACCOUNTING TECH I	P1210	12	1	0	0.0%	0	0.0%	1	0
ACCOUNTING TECH II	P1211	14	4	0	0.0%	0	0.0%	3	1
ACCOUNTING TECH III	P1212	16	2	0	0.0%	0	0.0%	2	0
ACCOUNTING TECHNICIAN (ACPE)	X0818	12	3	1	33.3%	1	33.3%	1	0
ACCOUNTING TECHNICIAN (ACPE)	X0818	14	2	0	0.0%	0	0.0%	0	2
ADMIN ASST III	K0053	15	1	0	0.0%	0	0.0%	1	0
ADMINISTRATIVE ASSISTANT	X0033	12	1	0	0.0%	0	0.0%	1	0
ADMINISTRATIVE ASSISTANT	X0751	13	2	1	50.0%	0	0.0%	0	1
ADMINISTRATIVE ASSISTANT I	K0017	12	2	0	0.0%	1	50.0%	0	1
ADMINISTRATIVE ASSISTANT II	K0018	14	3	1	33.3%	0	0.0%	2	0
ADMINISTRATIVE MANAGER	X1266	18	1	0	0.0%	0	0.0%	1	0
ADMINISTRATIVE MANAGER	X1266	20	1	0	0.0%	0	0.0%	1	0
ADMINISTRATIVE OFFICER	X0041	22	1	0	0.0%	0	0.0%	1	0
ADMINISTRATIVE OFFICER	X0043	21	1	0	0.0%	1	100.0%	0	0
ADMINISTRATIVE OFFICER	X0659	18	2	0	0.0%	2	100.0%	0	0
ADMINISTRATIVE OFFICER I	K0019	17	2	1	50.0%	0	0.0%	0	1
ADMIN OPERATIONS MGR I	K0021	22	1	0	0.0%	1	100.0%	0	0
ADMIN SUPPORT SPECIALIST	X0858	14	4	1	25.0%	1	25.0%	1	1
ANALYST/PROGRAMMER II	P1622	16	1	1	100.0%	0	0.0%	0	0
ANALYST/PROGRAMMER IV	P1624	20	2	0	0.0%	0	0.0%	0	2
ARCHITECTURAL ASST III	P8434	19	1	0	0.0%	1	100.0%	0	0
ARCHIVIST II	P3581	18	2	0	0.0%	1	50.0%	1	0
ARCHIVIST III	P3582	20	1	1	100.0%	0	0.0%	0	0

Employees in the licensed engineers bargaining unit, some employees on approved leave without pay on June 30, 2011, and other records being audited by Retirement & Benefits at the time of this report are not included in these calculations.

Calculations are based on retirement dates projected by Division of Retirement & Benefits.

Retirement Projections by Department & Job Class

Department of Education and Early Development									
				Eligible to Retire					
Job Class	Job Class Code	Range	Employee Count	Less than 1 Year	% Less than 1 Year	Between 1 and 5 years	% Between 1 and 5 years	More than 5 years	No Retirement Date Available
ASSISTANT DIRECTOR	X0581	22	1	0	0.0%	1	100.0%	0	0
ASST.DIR.INSTRUCTION & HOUSING	X0904	23	2	1	50.0%	0	0.0%	1	0
BUDGET ANALYST IV	P1464	21	1	0	0.0%	0	0.0%	1	0
BUILDING MAINT SUPT	P8460	20	1	0	0.0%	0	0.0%	0	1
BUILDING MGMT SPECIALIST	P8458	19	1	0	0.0%	0	0.0%	1	0
BUSINESS LEAD/ANALYST II	X2001	16	2	0	0.0%	0	0.0%	2	0
BUSINESS LEAD/ANALYST III	X2002	18	2	0	0.0%	0	0.0%	2	0
CHIEF CURATOR	P3526	22	1	1	100.0%	0	0.0%	0	0
CHIEF FINANCIAL OFFICER	X0428	25	1	0	0.0%	0	0.0%	1	0
COMMISSIONER	X0003	0	1	0	0.0%	0	0.0%	0	1
CUSTOMER SERVICE SPEC II	X0616	12	2	0	0.0%	0	0.0%	0	2
CUSTOMER SERVICE SPEC III	X0617	13	8	1	12.5%	1	12.5%	3	3
CUSTOMER SERVICE SPEC III	X0617	14	3	1	33.3%	0	0.0%	1	1
CUSTOMER SERVICE SPEC III	X0617	15	2	0	0.0%	0	0.0%	2	0
CUSTOMER SERVICE SUPERVISOR	X0994	17	1	0	0.0%	0	0.0%	1	0
DATA PROCESSING MGR I	P1641	22	1	0	0.0%	1	100.0%	0	0
DATA PROCESSING TECH I	P1611	13	1	0	0.0%	0	0.0%	1	0
DEP COMMISSIONER	P1951	28	1	1	100.0%	0	0.0%	0	0
DEP DIR LIBRARY,ARCHIVE,MUSEUM	P3576	24	1	0	0.0%	0	0.0%	0	1
DEPUTY DIRECTOR,DTLS	P3172	24	1	0	0.0%	0	0.0%	1	0
DIRECTOR	X0066	25	1	0	0.0%	0	0.0%	1	0
DIRECTOR	X1192	23	1	0	0.0%	0	0.0%	0	1
DIRECTOR/ISS	X1236	25	1	0	0.0%	0	0.0%	1	0
DIVISION DIRECTOR	P1901	27	5	3	60.0%	0	0.0%	2	0
DOCUMENTS PROCESSOR	X0753	10	1	0	0.0%	0	0.0%	1	0
DORMITORY ATTENDANT	P7805	11	2	0	0.0%	0	0.0%	0	2
DUE DILIGENCE SUPERVISOR	X0589	17	1	0	0.0%	0	0.0%	1	0

Employees in the licensed engineers bargaining unit, some employees on approved leave without pay on June 30, 2011, and other records being audited by Retirement & Benefits at the time of this report are not included in these calculations.

Calculations are based on retirement dates projected by Division of Retirement & Benefits.

Retirement Projections by Department & Job Class

Department of Education and Early Development									
				Eligible to Retire					
Job Class	Job Class Code	Range	Employee Count	Less than 1 Year	% Less than 1 Year	Between 1 and 5 years	% Between 1 and 5 years	More than 5 years	No Retirement Date Available
EDUCATION ADMIN II	P3171	22	5	3	60.0%	0	0.0%	2	0
EDUCATION ASSOC I	P3157	13	1	0	0.0%	0	0.0%	0	1
EDUCATION ASSOC II	P3158	15	7	0	0.0%	0	0.0%	4	3
EDUCATION ASSOC III	P3159	17	1	0	0.0%	0	0.0%	0	1
EDUCATION PROG ASSISTANT	P3156	12	13	0	0.0%	1	7.7%	5	7
EDUCATION SPECIALIST I	P3160	19	4	1	25.0%	1	25.0%	2	0
EDUCATION SPECIALIST II	P3161	21	20	2	10.0%	6	30.0%	7	5
EXEC DIR COUNCIL OF ARTS	P3510	22	1	1	100.0%	0	0.0%	0	0
EXEC SECRETARY III	P1156	16	1	1	100.0%	0	0.0%	0	0
EXEC SECRETARY PTPC	P3110	24	1	0	0.0%	0	0.0%	0	1
EXECUTIVE DIRECTOR	X0220	27	1	0	0.0%	1	100.0%	0	0
EXECUTIVE SECRETARY IV	X0804	18	1	1	100.0%	0	0.0%	0	0
EXHIBIT SPECIALIST	P3641	17	1	0	0.0%	0	0.0%	0	1
FINE ARTS ADMINISTRATOR II	P3661	18	2	0	0.0%	0	0.0%	2	0
GRANTS ADMINISTRATOR II	P2270	17	3	0	0.0%	1	33.3%	2	0
GRANTS ADMINISTRATOR III	P2271	19	1	0	0.0%	0	0.0%	1	0
HEALTH/SAFETY PROG COORDINATOR	X1756	21	1	1	100.0%	0	0.0%	0	0
INFORMATION OFFICER III	P3615	20	1	0	0.0%	1	100.0%	0	0
INTERNAL AUDITOR III	P1292	21	1	0	0.0%	0	0.0%	1	0
INTERNAL AUDITOR IV	X0831	22	1	0	0.0%	0	0.0%	1	0
INTERNET SPECIALIST (ACPE)	X1670	20	1	0	0.0%	0	0.0%	1	0
LAN ADMINISTRATOR	X0148	22	1	1	100.0%	0	0.0%	0	0
LIBRARIAN II	P3574	18	6	1	16.7%	2	40.0%	1	2
LIBRARIAN III	P3575	20	6	2	33.3%	2	33.3%	2	0
LIBRARIAN IV	P3577	22	1	1	100.0%	0	0.0%	0	0
LIBRARY ASSISTANT I	P3570	11	5	0	0.0%	1	20.0%	2	2
LIBRARY ASSISTANT II	P3571	13	5	1	20.0%	2	40.0%	1	1

Employees in the licensed engineers bargaining unit, some employees on approved leave without pay on June 30, 2011, and other records being audited by Retirement & Benefits at the time of this report are not included in these calculations.

Calculations are based on retirement dates projected by Division of Retirement & Benefits.

Retirement Projections by Department & Job Class

Department of Education and Early Development									
				Eligible to Retire					
Job Class	Job Class Code	Range	Employee Count	Less than 1 Year	% Less than 1 Year	Between 1 and 5 years	% Between 1 and 5 years	More than 5 years	No Retirement Date Available
LOAN SERVICES SUPERVISOR	X0636	18	1	0	0.0%	0	0.0%	1	0
LOAN SPECIALIST	X0930	12	4	0	0.0%	2	50.0%	2	0
LOAN SPECIALIST	X0930	14	3	1	33.3%	0	0.0%	1	1
MAINT GEN (F/L/J/SJ)	P9311	54	7	2	28.6%	0	0.0%	2	3
MICROFILM/IMAGING OPER I	P9811	10	1	1	100.0%	0	0.0%	0	0
MICROFILM/IMAGING OPER II	P9812	12	1	0	0.0%	0	0.0%	1	0
MICROGRAPHIC SERVICES MGR	P9814	17	1	0	0.0%	1	100.0%	0	0
MICRO/NETWORK SPEC I	P1633	18	1	0	0.0%	0	0.0%	0	1
MICRO/NETWORK SPEC II	P1634	20	1	0	0.0%	0	0.0%	1	0
MICRO/NETWORK TECH II	P1632	16	1	0	0.0%	0	0.0%	1	0
MUSEUM CONSERVATOR	P3521	19	1	0	0.0%	0	0.0%	1	0
MUSEUM CURATOR II	P3524	18	3	1	33.3%	0	0.0%	2	0
MUSEUM PROT & VISITOR SER ASST	P3531	11	6	0	0.0%	1	16.7%	1	4
MUSEUM PROT & VISITOR SER MGR	P3533	16	1	0	0.0%	1	100.0%	0	0
MUSEUM PROT & VISITOR SER SUP	P3532	14	2	1	50.0%	0	0.0%	1	0
MUSEUM REGISTRAR	P3520	16	1	0	0.0%	0	0.0%	1	0
OFFICE ASSISTANT I	P1134	8	4	2	50.0%	1	25.0%	0	1
OFFICE ASSISTANT II	P1135	10	4	1	25.0%	0	0.0%	1	2
POLICY ANALYST	X0303	20	1	1	100.0%	0	0.0%	0	0
PROCEDURES & TRAINING SPEC	X1643	16	1	0	0.0%	0	0.0%	0	1
PROCEDURES & TRAINING SPEC	X1643	18	1	0	0.0%	0	0.0%	1	0
PROCUREMENT SPEC III	P1333	18	1	0	0.0%	0	0.0%	1	0
PROGRAM ASSISTANT	X1248	14	1	0	0.0%	0	0.0%	1	0
PROGRAM COORDINATOR	X0193	17	2	1	50.0%	0	0.0%	0	1
PROGRAM COORDINATOR	X0193	18	2	0	0.0%	0	0.0%	2	0
PROGRAM COORDINATOR	X0248	15	1	0	0.0%	0	0.0%	1	0
PROGRAM COORDINATOR	X0248	16	1	0	0.0%	0	0.0%	0	1

Employees in the licensed engineers bargaining unit, some employees on approved leave without pay on June 30, 2011, and other records being audited by Retirement & Benefits at the time of this report are not included in these calculations.

Calculations are based on retirement dates projected by Division of Retirement & Benefits.

Retirement Projections by Department & Job Class

Department of Education and Early Development									
				Eligible to Retire					
Job Class	Job Class Code	Range	Employee Count	Less than 1 Year	% Less than 1 Year	Between 1 and 5 years	% Between 1 and 5 years	More than 5 years	No Retirement Date Available
PROGRAM COORDINATOR	X0280	17	2	0	0.0%	0	0.0%	0	2
PROGRAM COORDINATOR	X0877	18	1	0	0.0%	0	0.0%	1	0
PROGRAM COORDINATOR I	K0071	18	1	0	0.0%	1	100.0%	0	0
PROGRAMMER/ANALYST	X0707	18	1	1	100.0%	0	0.0%	0	0
PROGRAMMER/ANALYST	X0711	22	6	0	0.0%	1	16.7%	5	0
PROJECT ASSISTANT	K0070	16	2	0	0.0%	0	0.0%	1	1
PROJECT ASST	P4229	16	1	0	0.0%	0	0.0%	1	0
PROJECT COORDINATOR	X0856	24	2	1	50.0%	0	0.0%	1	0
PUBLICATIONS SPECIALIST	X0097	17	1	0	0.0%	0	0.0%	1	0
RECORDS ANALYST III	P3585	20	1	0	0.0%	0	0.0%	0	1
RECREATION ASSISTANT	P3220	11	2	0	0.0%	0	0.0%	1	1
RESEARCH ANALYST I	P1792	13	2	0	0.0%	0	0.0%	2	0
RESEARCH ANALYST II	P1793	16	1	0	0.0%	0	0.0%	1	0
RESEARCH ANALYST III	P1794	18	3	0	0.0%	1	33.3%	2	0
RESEARCH ANALYST IV	P1795	21	1	1	100.0%	0	0.0%	0	0
SCHOOL FINANCE MANAGER	P1243	23	1	0	0.0%	0	0.0%	1	0
SCHOOL FINANCE SPECIALIST I	P1240	16	1	0	0.0%	0	0.0%	1	0
SCHOOL FINANCE SPECIALIST II	P1241	18	3	1	33.3%	0	0.0%	2	0
SCHOOL FOOD COORDINATOR	P5463	20	1	0	0.0%	0	0.0%	1	0
SECRETARY	P1151	11	2	0	0.0%	1	50.0%	0	1
SOCIAL SERVICES ASSOCIATE II	P4106	12	1	0	0.0%	0	0.0%	0	1
SOCIAL SERVICES SPECIALIST II	P4117	16	1	0	0.0%	0	0.0%	0	1
SPEC ASST TO THE COMM II	P1918	23	1	0	0.0%	0	0.0%	1	0
STATE ARCHIVIST	P3580	22	1	1	100.0%	0	0.0%	0	0
TEACHER, MT. EDGE CUMBE HS	T0001	0	26	4	15.4%	1	3.9%	14	7
TECHNICAL ENG I/ARCHITECT I	P8920	24	1	0	0.0%	0	0.0%	1	0

Employees in the licensed engineers bargaining unit, some employees on approved leave without pay on June 30, 2011, and other records being audited by Retirement & Benefits at the time of this report are not included in these calculations.

Calculations are based on retirement dates projected by Division of Retirement & Benefits.

Retirement Projections by Department & Job Class

Department of Environmental Conservation									
				Eligible to Retire					
Job Class	Job Class Code	Range	Employee Count	Less than 1 Year	% Less than 1 Year	Between 1 and 5 years	% Between 1 and 5 years	More than 5 years	No Retirement Date Available
ACCOUNTANT I	P1204	14	1	0	0.0%	0	0.0%	1	0
ACCOUNTANT II	P1205	16	1	1	100.0%	0	0.0%	0	0
ACCOUNTANT III	P1206	18	5	2	40.0%	1	20.0%	2	0
ACCOUNTANT IV	P1207	20	2	0	0.0%	0	0.0%	1	1
ACCOUNTANT V	P1208	22	1	0	0.0%	0	0.0%	1	0
ACCOUNTING CLERK	P1203	10	1	0	0.0%	0	0.0%	0	1
ACCOUNTING TECH I	P1210	12	2	0	0.0%	0	0.0%	0	2
ACCOUNTING TECH II	P1211	14	6	1	16.7%	0	0.0%	4	1
ACCOUNTING TECH III	P1212	16	7	2	28.6%	1	14.3%	3	1
ADMIN ASST III	K0053	15	5	1	20.0%	1	20.0%	2	1
ADMINISTRATIVE ASSISTANT I	K0017	12	3	1	33.3%	0	0.0%	1	1
ADMINISTRATIVE ASSISTANT II	K0018	14	3	0	0.0%	1	33.3%	1	1
ADMINISTRATIVE OFFICER I	K0019	17	1	0	0.0%	0	0.0%	1	0
ADMINISTRATIVE OFFICER II	K0020	19	2	0	0.0%	2	100.0%	0	0
ADMIN OPERATIONS MGR I	K0021	22	3	1	33.3%	0	0.0%	2	0
ANALYST/PROGRAMMER II	P1622	16	1	0	0.0%	0	0.0%	1	0
ANALYST/PROGRAMMER III	P1623	18	5	0	0.0%	0	0.0%	1	4
ANALYST/PROGRAMMER IV	P1624	20	10	1	10.0%	2	20.0%	3	4
ANALYST/PROGRAMMER V	P1625	22	6	0	0.0%	1	16.7%	4	1
ASSISTANT STATE VETERINARIAN	P6463	22	1	0	0.0%	0	0.0%	1	0
BUDGET ANALYST II	P1462	16	1	0	0.0%	0	0.0%	1	0
BUDGET MANAGER	P1465	22	1	0	0.0%	0	0.0%	0	1
CHEMIST III	P8333	18	2	0	0.0%	0	0.0%	0	2
CHEMIST IV	P8334	20	3	1	33.3%	0	0.0%	2	0
CHIEF ENVIRONMENTAL HLTH LABS	P5625	23	1	0	0.0%	0	0.0%	0	1
COMMISSIONER	X0003	0	1	0	0.0%	0	0.0%	0	1
DATABASE SPECIALIST II	P1827	21	1	0	0.0%	0	0.0%	0	1

Employees in the licensed engineers bargaining unit, some employees on approved leave without pay on June 30, 2011, and other records being audited by Retirement & Benefits at the time of this report are not included in these calculations.

Calculations are based on retirement dates projected by Division of Retirement & Benefits.

Retirement Projections by Department & Job Class

Department of Environmental Conservation									
				Eligible to Retire					
Job Class	Job Class Code	Range	Employee Count	Less than 1 Year	% Less than 1 Year	Between 1 and 5 years	% Between 1 and 5 years	More than 5 years	No Retirement Date Available
DATA PROCESSING MGR I	P1641	22	2	0	0.0%	1	50.0%	1	0
DATA PROCESSING MGR II	P1642	23	1	0	0.0%	0	0.0%	1	0
DEP COMMISSIONER	P1951	28	1	1	100.0%	0	0.0%	0	0
DEPUTY DIRECTOR	K0054	25	1	0	0.0%	0	0.0%	1	0
DIVISION DIRECTOR	P1901	27	6	3	50.0%	0	0.0%	3	0
DIVISION OPERATIONS MANAGER	K0051	24	1	1	100.0%	0	0.0%	0	0
EH BIOLOGICAL ANALYSIS MANAGER	K0002	21	1	0	0.0%	0	0.0%	1	0
ENV ENG ASSOCIATE I	P8656	21	20	1	5.0%	1	5.0%	9	9
ENV ENG ASSOCIATE II	P8659	23	5	2	40.0%	1	20.0%	2	0
ENVIRON ENG ASST I	P8654	17	3	0	0.0%	0	0.0%	0	3
ENVIRON ENG ASST II	P8655	19	4	0	0.0%	0	0.0%	1	3
ENVIRON ENGINEER I	P8657	22	9	2	22.2%	2	22.2%	4	1
ENVIRON ENGINEER II	P8658	23	11	3	27.3%	3	27.3%	4	1
ENVIRON HEALTH OFF I	P8210	14	2	0	0.0%	0	0.0%	1	1
ENVIRON HEALTH OFF II	P8211	16	8	2	25.0%	0	0.0%	2	4
ENVIRON HEALTH OFF III	P8212	18	11	2	18.2%	1	9.1%	4	4
ENVIRON HEALTH OFF IV	P8213	20	2	0	0.0%	0	0.0%	1	1
ENVIRON HEALTH TECHNICIAN	P8205	13	4	0	0.0%	0	0.0%	3	1
ENVIRON PROGRAM MANAGER I	P8531	21	29	8	27.6%	6	20.7%	13	2
ENVIRON PROGRAM MANAGER II	P8532	22	12	3	25.0%	2	16.7%	6	1
ENVIRON PROGRAM MANAGER III	P8533	23	8	3	37.5%	1	12.5%	4	0
ENVIRON PROGRAM SPEC I	P8521	14	16	0	0.0%	0	0.0%	5	11
ENVIRON PROGRAM SPEC II	P8522	16	36	2	5.6%	2	5.6%	11	21
ENVIRON PROGRAM SPEC III	P8523	18	90	18	20.0%	12	13.3%	34	26
ENVIRON PROGRAM SPEC IV	P8524	20	30	3	10.0%	3	10.0%	17	7
ENVIRON PROGRAM TECHNICIAN	P8511	13	13	0	0.0%	1	7.7%	6	6
EXEC SECRETARY III	P1156	16	1	0	0.0%	0	0.0%	1	0

Employees in the licensed engineers bargaining unit, some employees on approved leave without pay on June 30, 2011, and other records being audited by Retirement & Benefits at the time of this report are not included in these calculations.

Calculations are based on retirement dates projected by Division of Retirement & Benefits.

Retirement Projections by Department & Job Class

Department of Environmental Conservation									
				Eligible to Retire					
Job Class	Job Class Code	Range	Employee Count	Less than 1 Year	% Less than 1 Year	Between 1 and 5 years	% Between 1 and 5 years	More than 5 years	No Retirement Date Available
GRANTS ADMINISTRATOR II	P2270	17	3	1	33.3%	0	0.0%	2	0
GRANTS ADMINISTRATOR III	P2271	19	1	0	0.0%	0	0.0%	1	0
HYDROLOGIST II	P8327	18	1	0	0.0%	0	0.0%	0	1
INFORMATION OFFICER III	P3615	20	1	0	0.0%	0	0.0%	0	1
INTERNAL AUDITOR III	P1292	21	1	0	0.0%	0	0.0%	0	1
INTERNAL AUDITOR IV	P1293	23	1	0	0.0%	0	0.0%	0	1
INTERNET SPECIALIST I	K0003	16	1	0	0.0%	0	0.0%	0	1
INVESTIGATOR III	P7768	18	1	0	0.0%	0	0.0%	1	0
INVESTIGATOR IV	P7769	20	1	1	100.0%	0	0.0%	0	0
LABORATORY QUALITY SYSTEMS MGR	K0088	20	1	0	0.0%	0	0.0%	1	0
MAINT GEN (F/L/J/SJ)	P9311	54	1	0	0.0%	0	0.0%	0	1
MAINT SPEC BFC (F/LJ/J)	P9323	50	1	0	0.0%	1	100.0%	0	0
MAINT SPEC BFC (F/LJ/J)	P9323	51	5	0	0.0%	1	20.0%	3	1
MICROBIOLOGIST I	P5610	14	3	0	0.0%	0	0.0%	1	2
MICROBIOLOGIST II	P5611	16	1	0	0.0%	0	0.0%	0	1
MICROBIOLOGIST III	P5612	18	2	0	0.0%	1	50.0%	0	1
MICRO/NETWORK SPEC I	P1633	18	1	0	0.0%	0	0.0%	1	0
MICRO/NETWORK SPEC II	P1634	20	3	0	0.0%	0	0.0%	2	1
MICRO/NETWORK TECH II	P1632	16	2	0	0.0%	1	50.0%	1	0
OFFICE ASSISTANT I	P1134	8	7	0	0.0%	0	0.0%	3	4
OFFICE ASSISTANT II	P1135	10	14	1	7.1%	1	7.1%	3	9
OFFICE ASSISTANT III	K0077	11	6	0	0.0%	1	16.7%	3	2
PLANNER III	P2293	19	1	0	0.0%	1	100.0%	0	0
PROCUREMENT SPEC I	P1331	14	1	0	0.0%	0	0.0%	0	1
PROCUREMENT SPEC II	P1332	16	3	1	33.3%	1	33.3%	0	1
PROCUREMENT SPEC III	P1333	18	1	0	0.0%	0	0.0%	1	0
PROCUREMENT SPEC V	P1335	21	1	0	0.0%	1	100.0%	0	0

Employees in the licensed engineers bargaining unit, some employees on approved leave without pay on June 30, 2011, and other records being audited by Retirement & Benefits at the time of this report are not included in these calculations.

Calculations are based on retirement dates projected by Division of Retirement & Benefits.

Retirement Projections by Department & Job Class

Department of Environmental Conservation									
				Eligible to Retire					
Job Class	Job Class Code	Range	Employee Count	Less than 1 Year	% Less than 1 Year	Between 1 and 5 years	% Between 1 and 5 years	More than 5 years	No Retirement Date Available
PROG COORDINATOR	P4678	20	1	1	100.0%	0	0.0%	0	0
PROGRAM COORDINATOR I	K0071	18	2	0	0.0%	0	0.0%	1	1
PUBLICATIONS SPEC III	P3608	19	1	0	0.0%	1	100.0%	0	0
REGULATIONS SPEC I	P2340	13	1	1	100.0%	0	0.0%	0	0
REGULATIONS SPEC II	P2341	16	1	1	100.0%	0	0.0%	0	0
RESEARCH ANALYST II	P1793	16	1	0	0.0%	0	0.0%	0	1
RESEARCH ANALYST III	P1794	18	1	1	100.0%	0	0.0%	0	0
SECRETARY	P1151	11	3	1	33.3%	0	0.0%	2	0
SPEC ASST TO THE COMM II	P1918	23	1	0	0.0%	0	0.0%	1	0
STATE VETERINARIAN	P6464	24	1	0	0.0%	1	100.0%	0	0
STOCK & PARTS SVCS (L/J/SJ)	P9911	54	1	1	100.0%	0	0.0%	0	0
TECH ENG / ARCHITECT II	P8921	25	3	0	0.0%	0	0.0%	3	0
VILLAGE SAFE WATER ENG ASST	P8660	17	1	0	0.0%	0	0.0%	0	1
VSW ENGINEER I	P8662	22	5	1	20.0%	0	0.0%	1	3
VSW ENGINEER II	P8663	23	4	1	25.0%	1	25.0%	2	0
VSW ENGINEER III	P8664	24	1	1	100.0%	0	0.0%	0	0
VSW ENGINEERING ASSOC	P8661	21	1	0	0.0%	0	0.0%	0	1
Employees in the licensed engineers bargaining unit, some employees on approved leave without pay on June 30, 2011, and other records being audited by Retirement & Benefits at the time of this report are not included in these calculations.									
Calculations are based on retirement dates projected by Division of Retirement & Benefits.									

Retirement Projections by Department & Job Class

Department of Fish and Game									
				Eligible to Retire					
Job Class	Job Class Code	Range	Employee Count	Less than 1 Year	% Less than 1 Year	Between 1 and 5 years	% Between 1 and 5 years	More than 5 years	No Retirement Date Available
ACCOUNTANT III	P1206	18	1	0	0.0%	0	0.0%	1	0
ACCOUNTANT IV	P1207	20	2	0	0.0%	1	50.0%	1	0
ACCOUNTANT V	P1208	22	1	1	100.0%	0	0.0%	0	0
ACCOUNTING CLERK	P1203	10	18	1	5.6%	0	0.0%	5	12
ACCOUNTING TECH I	P1210	12	13	2	15.4%	1	7.7%	6	4
ACCOUNTING TECH II	P1211	14	10	1	10.0%	2	20.0%	5	2
ACCOUNTING TECH III	P1212	16	5	0	0.0%	0	0.0%	5	0
ADMIN ASST III	K0053	15	5	1	20.0%	0	0.0%	2	2
ADMINISTRATIVE ASSISTANT I	K0017	12	2	0	0.0%	0	0.0%	1	1
ADMINISTRATIVE ASSISTANT II	K0018	14	20	1	5.0%	3	15.0%	10	6
ADMINISTRATIVE CLERK IV	X0137	12	1	0	0.0%	0	0.0%	1	0
ADMINISTRATIVE MANAGER	X1266	19	1	0	0.0%	0	0.0%	1	0
ADMINISTRATIVE OFFICER	X0044	20	1	1	100.0%	0	0.0%	0	0
ADMINISTRATIVE OFFICER I	K0019	17	16	2	12.5%	2	12.5%	11	1
ADMINISTRATIVE OFFICER II	K0020	19	5	2	40.0%	1	20.0%	2	0
ADMIN OPERATIONS MGR I	K0021	22	2	0	0.0%	1	50.0%	1	0
ADMIN OPERATIONS MGR II	K0022	23	1	1	100.0%	0	0.0%	0	0
AIRCRAFT PILOT I	P9631	16	2	1	50.0%	0	0.0%	1	0
ANALYST/PROGRAMMER II	P1622	16	1	0	0.0%	0	0.0%	1	0
ANALYST/PROGRAMMER III	P1623	18	10	0	0.0%	1	10.0%	4	5
ANALYST/PROGRAMMER IV	P1624	20	17	1	5.9%	1	5.9%	13	2
ANALYST/PROGRAMMER IV	X1283	20	2	0	0.0%	0	0.0%	2	0
ANALYST/PROGRAMMER V	P1625	22	6	0	0.0%	0	0.0%	5	1
ANALYST/PROGRAMMER V	X1284	22	1	1	100.0%	0	0.0%	0	0
ASSOCIATE COORDINATOR	X1372	18	1	1	100.0%	0	0.0%	0	0
ASST DIR DEPT FISH & GAME	P6170	22	6	1	16.7%	0	0.0%	5	0
BIOMETRICIAN II	P6136	19	7	0	0.0%	0	0.0%	2	5

Employees in the licensed engineers bargaining unit, some employees on approved leave without pay on June 30, 2011, and other records being audited by Retirement & Benefits at the time of this report are not included in these calculations.

Calculations are based on retirement dates projected by Division of Retirement & Benefits.

Retirement Projections by Department & Job Class

Department of Fish and Game									
				Eligible to Retire					
Job Class	Job Class Code	Range	Employee Count	Less than 1 Year	% Less than 1 Year	Between 1 and 5 years	% Between 1 and 5 years	More than 5 years	No Retirement Date Available
BIOMETRICIAN III	P6137	20	17	4	23.5%	2	11.8%	11	0
BIOMETRICIAN IV	P6138	21	2	2	100.0%	0	0.0%	0	0
BOAT OFFICER I	P9655	13	3	0	0.0%	0	0.0%	2	1
BOAT OFFICER II	P9656	15	3	1	33.3%	1	33.3%	0	1
BOAT OFFICER III	P9657	17	5	0	0.0%	0	0.0%	5	0
BOAT OFFICER IV	P9658	19	4	2	50.0%	0	0.0%	2	0
CARTOGRAPHER I	P8414	13	1	0	0.0%	1	100.0%	0	0
CARTOGRAPHER II	P8415	15	1	0	0.0%	0	0.0%	1	0
CARTOGRAPHER IV	P8417	17	2	2	100.0%	0	0.0%	0	0
CLERK	X0417	8	1	0	0.0%	0	0.0%	0	1
COMM FISH PERMIT CLERK IV	X0523	14	2	0	0.0%	0	0.0%	1	1
COMM FISH PERMIT CLERK V	X0522	16	1	0	0.0%	0	0.0%	1	0
COMM FISH PERMIT CLERK VI	X0521	17	1	0	0.0%	0	0.0%	1	0
COMM FISH - PERMITTING CK III	X0112	12	1	0	0.0%	0	0.0%	0	1
COMMISSIONER	X0003	0	1	0	0.0%	0	0.0%	0	1
COMMISSIONER, CFEC	X0005	27	3	2	66.7%	0	0.0%	1	0
DATA PROCESSING MGR I	P1641	22	1	0	0.0%	0	0.0%	1	0
DATA PROCESSING MGR II	P1642	23	1	0	0.0%	0	0.0%	1	0
DATA PROCESSING MGR III	P1643	24	1	1	100.0%	0	0.0%	0	0
DATA PROCESSING TECH I	P1611	13	1	0	0.0%	0	0.0%	1	0
DEP COMMISSIONER	P1951	28	2	1	50.0%	0	0.0%	0	1
DIVISION DIRECTOR	P1901	27	6	0	0.0%	2	33.3%	2	2
DIVISION OPERATIONS MANAGER	K0051	24	5	2	40.0%	0	0.0%	3	0
ECONOMIST III	P2208	20	1	0	0.0%	0	0.0%	0	1
EDUCATION ASSOC II	P3158	15	4	0	0.0%	0	0.0%	3	1
EDUCATION ASSOC III	P3159	17	7	0	0.0%	0	0.0%	6	1
EDUCATION SPECIALIST I	P3160	19	1	0	0.0%	0	0.0%	1	0

Employees in the licensed engineers bargaining unit, some employees on approved leave without pay on June 30, 2011, and other records being audited by Retirement & Benefits at the time of this report are not included in these calculations.

Calculations are based on retirement dates projected by Division of Retirement & Benefits.

Retirement Projections by Department & Job Class

Department of Fish and Game									
				Eligible to Retire					
Job Class	Job Class Code	Range	Employee Count	Less than 1 Year	% Less than 1 Year	Between 1 and 5 years	% Between 1 and 5 years	More than 5 years	No Retirement Date Available
ENVIRON ENGINEER II	P8658	23	1	0	0.0%	0	0.0%	1	0
EXEC DIR I, BRDS FISH & GAME	P6153	21	1	0	0.0%	0	0.0%	1	0
EXEC DIR II, BRDS FISH & GAME	P6154	23	1	0	0.0%	0	0.0%	1	0
EXEC DIR TRUSTEE COUNCIL	X0142	28	1	0	0.0%	0	0.0%	1	0
EXEC SECRETARY II	P1154	14	1	0	0.0%	1	100.0%	0	0
EXECUTIVE SECRETARY III	X0808	16	1	1	100.0%	0	0.0%	0	0
FACILITIES MANAGER I	P2252	20	1	0	0.0%	0	0.0%	0	1
FEDERAL FISHERIES COORDINATOR	X1772	23	1	0	0.0%	0	0.0%	1	0
F&G REGIONAL REG PGM ASST	P6150	14	3	1	33.3%	0	0.0%	1	1
F&G REGIONAL SPVR	P6164	22	16	5	31.3%	3	18.8%	8	0
FISH CULTURIST I	P6125	14	7	3	42.9%	0	0.0%	1	3
FISH CULTURIST II	P6126	16	6	1	16.7%	1	16.7%	4	0
FISH CULTURIST III	P6127	18	2	0	0.0%	0	0.0%	1	1
FISHERIES GENETICIST I	P6183	17	2	0	0.0%	0	0.0%	1	1
FISHERIES GENETICIST II	P6184	19	2	0	0.0%	0	0.0%	2	0
FISHERIES GENETICIST III	P6185	21	1	0	0.0%	0	0.0%	1	0
FISHERIES SCIENTIST I	P6156	22	8	2	25.0%	1	12.5%	4	1
FISHERIES SCIENTIST II	P6157	24	3	1	33.3%	1	33.3%	1	0
FISHERY BIOLOGIST I	P6160	14	77	7	9.1%	4	5.1%	41	25
FISHERY BIOLOGIST II	P6161	16	108	10	9.3%	7	6.5%	67	24
FISHERY BIOLOGIST III	P6162	18	95	16	16.8%	7	7.4%	66	6
FISHERY BIOLOGIST IV	P6163	20	31	10	32.3%	3	9.7%	15	3
FISH & GAME PROGRAM TECH	P6100	12	30	8	26.7%	6	20.0%	13	3
FISH PATHOLOGIST II	P6121	18	1	0	0.0%	0	0.0%	0	1
F&W TECHNICIAN I	P6112	7	1	0	0.0%	0	0.0%	1	0
F&W TECHNICIAN II	P6113	9	257	1	0.4%	11	4.3%	50	195
F&W TECHNICIAN III	P6114	11	164	19	11.6%	26	15.8%	70	49

Employees in the licensed engineers bargaining unit, some employees on approved leave without pay on June 30, 2011, and other records being audited by Retirement & Benefits at the time of this report are not included in these calculations.

Calculations are based on retirement dates projected by Division of Retirement & Benefits.

Retirement Projections by Department & Job Class

Department of Fish and Game									
				Eligible to Retire					
Job Class	Job Class Code	Range	Employee Count	Less than 1 Year	% Less than 1 Year	Between 1 and 5 years	% Between 1 and 5 years	More than 5 years	No Retirement Date Available
F&W TECHNICIAN IV	P6115	13	33	5	15.2%	6	18.2%	13	9
F&W TECHNICIAN V	P6116	14	14	5	35.7%	1	7.1%	6	2
GRANTS ADMINISTRATOR I	P2269	14	1	0	0.0%	1	100.0%	0	0
GRANTS ADMINISTRATOR II	P2270	17	1	0	0.0%	1	100.0%	0	0
GRANTS ADMINISTRATOR III	P2271	19	1	0	0.0%	0	0.0%	1	0
HABITAT BIOLOGIST I	P6165	14	2	0	0.0%	0	0.0%	2	0
HABITAT BIOLOGIST II	P6166	16	15	0	0.0%	1	6.7%	8	6
HABITAT BIOLOGIST III	P6167	18	17	1	5.9%	2	11.8%	11	3
HABITAT BIOLOGIST IV	P6168	20	10	4	40.0%	1	10.0%	5	0
INFORMATION OFFICER I	P3613	14	3	0	0.0%	0	0.0%	1	2
INFORMATION OFFICER II	P3614	17	3	0	0.0%	0	0.0%	3	0
INFORMATION OFFICER III	P3615	20	1	1	100.0%	0	0.0%	0	0
INTERNET SPECIALIST I	K0003	16	3	0	0.0%	0	0.0%	1	2
INTERNET SPECIALIST II	K0004	19	1	1	100.0%	0	0.0%	0	0
IT DATA PROCESSING SVCS LEADER	X1104	23	1	0	0.0%	0	0.0%	1	0
LABORATORY TECHNICIAN	P5630	13	1	0	0.0%	0	0.0%	0	1
LAW SPECIALIST III	X1616	22	1	1	100.0%	0	0.0%	0	0
LIBRARIAN III	P3575	20	1	1	100.0%	0	0.0%	0	0
LIBRARIAN III	X1162	19	1	1	100.0%	0	0.0%	0	0
LICENSING PROJECT LEADER	X1102	22	1	0	0.0%	0	0.0%	1	0
MAINT GEN (F/L/J/SJ)	P9311	54	1	0	0.0%	0	0.0%	1	0
MAINT SPEC BFC (F/LJ/J)	P9323	51	3	2	66.7%	0	0.0%	0	1
MAINT SPEC BFC (F/LJ/J)	P9323	53	5	1	20.0%	1	20.0%	1	2
MANAGING PARALEGAL	X1010	18	1	1	100.0%	0	0.0%	0	0
MICROBIOLOGIST I	P5610	14	1	0	0.0%	1	100.0%	0	0
MICROBIOLOGIST II	P5611	16	1	0	0.0%	1	100.0%	0	0
MICRO/NETWORK SPEC I	P1633	18	3	0	0.0%	1	33.3%	2	0

Employees in the licensed engineers bargaining unit, some employees on approved leave without pay on June 30, 2011, and other records being audited by Retirement & Benefits at the time of this report are not included in these calculations.

Calculations are based on retirement dates projected by Division of Retirement & Benefits.

Retirement Projections by Department & Job Class

Department of Fish and Game									
				Eligible to Retire					
Job Class	Job Class Code	Range	Employee Count	Less than 1 Year	% Less than 1 Year	Between 1 and 5 years	% Between 1 and 5 years	More than 5 years	No Retirement Date Available
MICRO/NETWORK SPEC II	P1634	20	3	1	33.3%	1	33.3%	1	0
MICRO/NETWORK TECH I	P1631	14	2	0	0.0%	0	0.0%	1	1
MICRO/NETWORK TECH II	P1632	16	4	0	0.0%	0	0.0%	2	2
NATURAL RESOURCE MGR II	P6655	20	1	0	0.0%	0	0.0%	0	1
NATURAL RESOURCE MGR III	P6656	22	1	1	100.0%	0	0.0%	0	0
NATURAL RESOURCE SPEC I	P6641	14	1	0	0.0%	0	0.0%	1	0
NATURAL RESOURCE SPEC III	P6643	18	1	0	0.0%	0	0.0%	1	0
NETWORK SPECIALIST II	X1199	19	1	0	0.0%	0	0.0%	1	0
OFFICE ASSISTANT I	P1134	8	19	4	21.1%	2	10.5%	2	11
OFFICE ASSISTANT II	P1135	10	25	2	8.0%	3	12.0%	9	11
OFFICE ASSISTANT III	K0077	11	3	0	0.0%	0	0.0%	0	3
OFFICE ASSISTANT IV	P1136	12	3	0	0.0%	1	33.3%	1	1
PLANNER I	P2291	15	1	1	100.0%	0	0.0%	0	0
PLANNER III	P2293	19	1	1	100.0%	0	0.0%	0	0
PROCUREMENT SPEC I	P1331	14	3	0	0.0%	1	33.3%	2	0
PROCUREMENT SPEC II	P1332	16	1	1	100.0%	0	0.0%	0	0
PROCUREMENT SPEC III	P1333	18	2	0	0.0%	1	50.0%	1	0
PROCUREMENT SPEC V	P1335	21	1	1	100.0%	0	0.0%	0	0
PROG COORDINATOR	P4678	20	4	1	25.0%	1	25.0%	1	1
PROGRAM COORDINATOR I	K0071	18	3	0	0.0%	0	0.0%	3	0
PROGRAM COORDINATOR II	K0072	20	7	2	28.6%	2	28.6%	3	0
PROJECT ASSISTANT	K0070	16	4	1	25.0%	1	25.0%	1	1
PUBLICATIONS SPEC II	P3607	16	7	2	28.6%	0	0.0%	2	3
PUBLICATIONS SPEC III	P3608	19	1	0	0.0%	0	0.0%	1	0
PUBLICATIONS TECH I	P3604	11	1	0	0.0%	0	0.0%	1	0
PUBLICATIONS TECH II	P3605	13	5	0	0.0%	2	40.0%	0	3
RESEARCH ANALYST I	P1792	13	2	0	0.0%	0	0.0%	0	2
Employees in the licensed engineers bargaining unit, some employees on approved leave without pay on June 30, 2011, and other records being audited by Retirement & Benefits at the time of this report are not included in these calculations.									
Calculations are based on retirement dates projected by Division of Retirement & Benefits.									

Retirement Projections by Department & Job Class

Department of Fish and Game									
				Eligible to Retire					
Job Class	Job Class Code	Range	Employee Count	Less than 1 Year	% Less than 1 Year	Between 1 and 5 years	% Between 1 and 5 years	More than 5 years	No Retirement Date Available
RESEARCH ANALYST II	P1793	16	6	1	16.7%	0	0.0%	5	0
RESEARCH ANALYST III	P1794	18	5	1	20.0%	1	20.0%	2	1
RESEARCH ANALYST III	X0121	18	3	1	33.3%	1	33.3%	1	0
RESEARCH ANALYST IV	P1795	21	2	0	0.0%	0	0.0%	1	1
RESEARCH&PLANNING PROJ. LEADER	X1105	23	1	0	0.0%	1	100.0%	0	0
SECRETARY	P1151	11	1	1	100.0%	0	0.0%	0	0
SPEC ASST TO THE COMM II	P1918	23	2	1	50.0%	0	0.0%	1	0
SPECIAL PROJECTS ASSISTANT	X1688	16	1	0	0.0%	0	0.0%	0	1
STATISTICAL TECHNICIAN I	P1706	12	1	0	0.0%	0	0.0%	0	1
STATISTICAL TECHNICIAN II	P1707	14	2	0	0.0%	0	0.0%	2	0
SUBSISTENCE PROGRAM MANAGER	P6198	22	3	1	33.3%	0	0.0%	2	0
SUBSIST RESOURCE SPEC I	P6193	14	4	0	0.0%	0	0.0%	0	4
SUBSIST RESOURCE SPEC II	P6194	16	7	0	0.0%	1	14.3%	2	4
SUBSIST RESOURCE SPEC III	P6197	18	5	1	20.0%	0	0.0%	2	2
SUPPLY TECHNICIAN II	P1311	12	1	0	0.0%	1	100.0%	0	0
TRANSFER OFFICER	X0123	16	1	0	0.0%	0	0.0%	1	0
VESSEL TECHNICIAN II	P9665	16	2	0	0.0%	0	0.0%	0	2
WILDLIFE BIOLOGIST I	P6141	14	7	0	0.0%	0	0.0%	5	2
WILDLIFE BIOLOGIST II	P6142	16	17	0	0.0%	3	17.7%	11	3
WILDLIFE BIOLOGIST III	P6143	18	53	9	17.0%	4	7.6%	33	7
WILDLIFE BIOLOGIST IV	P6144	20	11	5	45.5%	4	36.4%	2	0
WILDLIFE PHYSIOLOGIST I	P6172	17	1	0	0.0%	0	0.0%	1	0
WILDLIFE PHYSIOLOGIST II	P6173	19	2	0	0.0%	1	50.0%	1	0
WILDLIFE PHYSIOLOGIST III	P6174	21	1	0	0.0%	0	0.0%	1	0
WILDLIFE SCIENTIST I	P6145	22	1	0	0.0%	0	0.0%	1	0
WILDLIFE SCIENTIST II	P6146	24	1	0	0.0%	1	100.0%	0	0
WILDLIFE VETERINARIAN	P6149	22	1	0	0.0%	0	0.0%	1	0

Employees in the licensed engineers bargaining unit, some employees on approved leave without pay on June 30, 2011, and other records being audited by Retirement & Benefits at the time of this report are not included in these calculations.

Calculations are based on retirement dates projected by Division of Retirement & Benefits.

Retirement Projections by Department & Job Class

Department of Health and Social Services									
				Eligible to Retire					
Job Class	Job Class Code	Range	Employee Count	Less than 1 Year	% Less than 1 Year	Between 1 and 5 years	% Between 1 and 5 years	More than 5 years	No Retirement Date Available
ACCOUNTANT II	P1205	16	1	0	0.0%	1	100.0%	0	0
ACCOUNTANT III	P1206	18	11	1	9.1%	2	18.2%	7	1
ACCOUNTANT IV	P1207	20	4	2	50.0%	1	25.0%	1	0
ACCOUNTANT V	P1208	22	2	0	0.0%	1	50.0%	0	1
ACCOUNTING CLERK	P1203	10	20	3	15.0%	1	5.0%	8	8
ACCOUNTING TECH I	P1210	12	19	4	21.1%	2	10.5%	6	7
ACCOUNTING TECH II	P1211	14	12	0	0.0%	1	8.3%	6	5
ACCOUNTING TECH III	P1212	16	12	0	0.0%	1	8.3%	7	4
ACCOUNTING TECHNICIAN IV	P1235	18	1	0	0.0%	0	0.0%	0	1
ADMIN ASST III	K0053	15	5	1	20.0%	0	0.0%	4	0
ADMINISTRATIVE ASSISTANT I	K0017	12	11	3	27.3%	2	18.2%	4	2
ADMINISTRATIVE ASSISTANT II	K0018	14	54	8	14.8%	6	11.1%	27	13
ADMINISTRATIVE OFFICER I	K0019	17	17	1	5.9%	3	17.7%	12	1
ADMINISTRATIVE OFFICER II	K0020	19	9	1	11.1%	2	22.2%	5	1
ADMIN OPERATIONS MGR II	K0022	23	9	3	33.3%	3	33.3%	2	1
ANALYST/PROGRAMMER II	P1622	16	1	0	0.0%	0	0.0%	0	1
ANALYST/PROGRAMMER III	P1623	18	4	0	0.0%	1	25.0%	2	1
ANALYST/PROGRAMMER IV	P1624	20	27	7	25.9%	3	11.1%	11	6
ANALYST/PROGRAMMER V	P1625	22	4	1	25.0%	0	0.0%	3	0
A.P.O. II, ASAP	P4349	16	12	3	25.0%	1	8.3%	5	3
ASSISTED LIVING AIDE	P5181	9	19	3	15.8%	2	10.5%	12	2
ASSISTED LIVING CARE COORD	P5481	17	1	0	0.0%	1	100.0%	0	0
ASSOCIATE COORDINATOR	X1372	18	1	0	0.0%	1	100.0%	0	0
ASST ADM ANCH PIONEER HOME	P1982	21	1	0	0.0%	0	0.0%	1	0
ASST CHIEF PUB HEALTH NURSING	P5148	26	1	0	0.0%	0	0.0%	0	1
ASST COMMISSIONER	P1980	27	1	1	100.0%	0	0.0%	0	0
ASST NURSE DIRECTOR	P5114	23	1	0	0.0%	1	100.0%	0	0

Employees in the licensed engineers bargaining unit, some employees on approved leave without pay on June 30, 2011, and other records being audited by Retirement & Benefits at the time of this report are not included in these calculations.

Calculations are based on retirement dates projected by Division of Retirement & Benefits.

Retirement Projections by Department & Job Class

Department of Health and Social Services									
				Eligible to Retire					
Job Class	Job Class Code	Range	Employee Count	Less than 1 Year	% Less than 1 Year	Between 1 and 5 years	% Between 1 and 5 years	More than 5 years	No Retirement Date Available
AUTOPSY ASSISTANT	P5650	12	3	0	0.0%	1	33.3%	0	2
BUDGET ANALYST I	P1461	13	1	0	0.0%	0	0.0%	0	1
BUDGET ANALYST II	P1462	16	2	0	0.0%	0	0.0%	0	2
BUDGET ANALYST IV	P1464	21	4	0	0.0%	0	0.0%	2	2
BUDGET MANAGER	P1465	22	1	0	0.0%	0	0.0%	0	1
BUILDING MAINT SUPT	P8460	20	1	0	0.0%	0	0.0%	1	0
BUILDING MGMT SPECIALIST	P8458	19	3	0	0.0%	1	33.3%	2	0
BUSINESS ANALYST	X1615	22	1	0	0.0%	0	0.0%	1	0
BUSINESS MANAGER	X1586	23	1	0	0.0%	0	0.0%	1	0
CERTIFICATION/LICENSING ADMSTR	P5925	23	1	0	0.0%	0	0.0%	1	0
CERTIFICATION/LICENSING CONSLT	P5921	21	1	1	100.0%	0	0.0%	0	0
CERTIFIED NURSE AIDE I	P5182	10	254	17	6.7%	23	9.1%	95	119
CERTIFIED NURSE AIDE II	P5183	11	8	1	12.5%	2	25.0%	4	1
CHEMIST IV	P8334	20	3	1	33.3%	0	0.0%	1	1
CHEMIST V	P8335	22	1	0	0.0%	0	0.0%	1	0
CHF HEALTH RES & VITAL STAT	P1797	22	1	0	0.0%	1	100.0%	0	0
CHF PUB ASST FLD OP	P4124	22	1	1	100.0%	0	0.0%	0	0
CHIEF MEDICAL OFFICER/DIRECTOR	X1707	30	1	0	0.0%	0	0.0%	0	1
CHIEF PUBLIC HEALTH LAB	P5648	23	1	0	0.0%	1	100.0%	0	0
CHIEF, PUBLIC HEALTH NURSING	P5146	27	1	0	0.0%	1	100.0%	0	0
CHILDRENS SER SPECIALIST IV	K0090	19	16	1	6.3%	2	12.5%	9	4
CHILDRENS SER SPECIALIST V	K0091	21	5	0	0.0%	0	0.0%	4	1
CHILDREN'S SERVICES MANAGER	P4130	21	4	0	0.0%	0	0.0%	2	2
CHILDREN'S SERVICES SPEC I	P4156	15	51	0	0.0%	2	3.9%	6	43
CHILDREN'S SERVICES SPEC II	P4157	16	95	6	6.3%	6	6.3%	37	46
CHILDREN'S SERVICES SPEC III	P4158	17	5	0	0.0%	0	0.0%	3	2
COMMISSIONER	X0003	0	1	0	0.0%	0	0.0%	0	1

Employees in the licensed engineers bargaining unit, some employees on approved leave without pay on June 30, 2011, and other records being audited by Retirement & Benefits at the time of this report are not included in these calculations.

Calculations are based on retirement dates projected by Division of Retirement & Benefits.

Retirement Projections by Department & Job Class

Department of Health and Social Services									
				Eligible to Retire					
Job Class	Job Class Code	Range	Employee Count	Less than 1 Year	% Less than 1 Year	Between 1 and 5 years	% Between 1 and 5 years	More than 5 years	No Retirement Date Available
COMMUNITY CARE LIC SPC II	P4276	18	10	1	10.0%	2	20.0%	5	2
COMMUNITY CARE LIC SPEC I	P4275	16	44	6	13.6%	3	6.8%	26	9
COMMUNITY CARE LIC SPEC III	P4277	20	3	0	0.0%	1	33.3%	2	0
COMMUNITY MH SVC PROG ADM	P5369	23	1	1	100.0%	0	0.0%	0	0
CORRESPONDENCE SEC II	P1183	10	1	0	0.0%	0	0.0%	0	1
CORRESPONDENCE SEC III	P1184	12	1	0	0.0%	1	100.0%	0	0
CRIMINAL JUSTICE TECHNICIAN I	P7011	12	8	0	0.0%	3	37.5%	4	1
CRIMINAL JUSTICE TECHNICIAN II	P7012	14	3	0	0.0%	0	0.0%	3	0
DATABASE SPECIALIST III	P1828	22	1	0	0.0%	0	0.0%	0	1
DATA PROCESSING MANAGER IV	P1644	25	1	0	0.0%	0	0.0%	1	0
DATA PROCESSING MGR I	P1641	22	4	1	25.0%	0	0.0%	3	0
DATA PROCESSING MGR II	P1642	23	3	0	0.0%	0	0.0%	3	0
DATA PROCESSING MGR III	P1643	24	4	0	0.0%	2	50.0%	2	0
DATA PROCESSING TECH I	P1611	13	3	0	0.0%	1	33.3%	2	0
DEP COMMISSIONER	P1951	28	1	0	0.0%	0	0.0%	0	1
DEPT COMMUNICATIONS MANAGER	K0078	22	1	0	0.0%	0	0.0%	1	0
DEPUTY DIRECTOR	K0054	25	2	0	0.0%	1	50.0%	1	0
DIRECTOR OF API	X0452	25	1	1	100.0%	0	0.0%	0	0
DIVISION DIRECTOR	P1901	27	6	2	33.3%	2	33.3%	2	0
DIVISION OPERATIONS MANAGER	K0051	24	7	0	0.0%	2	28.6%	5	0
EDUCATION SPECIALIST I	P3160	19	2	1	50.0%	0	0.0%	0	1
ELIGIBILITY OFFICE MANAGER I	K0086	18	5	2	40.0%	2	40.0%	1	0
ELIGIBILITY OFFICE MANAGER II	K0087	19	4	0	0.0%	1	25.0%	3	0
ELIG QUAL CNTRL TECH I	P4121	16	12	1	8.3%	1	8.3%	9	1
ELIG QUAL CNTRL TECH II	P4122	18	2	0	0.0%	1	50.0%	1	0
ELIG TECHNICIAN I	P4171	13	12	4	33.3%	2	16.7%	5	1
ELIG TECHNICIAN II	P4172	14	220	24	10.9%	15	6.8%	82	99

Employees in the licensed engineers bargaining unit, some employees on approved leave without pay on June 30, 2011, and other records being audited by Retirement & Benefits at the time of this report are not included in these calculations.

Calculations are based on retirement dates projected by Division of Retirement & Benefits.

Retirement Projections by Department & Job Class

Department of Health and Social Services									
				Eligible to Retire					
Job Class	Job Class Code	Range	Employee Count	Less than 1 Year	% Less than 1 Year	Between 1 and 5 years	% Between 1 and 5 years	More than 5 years	No Retirement Date Available
ELIG TECHNICIAN III	P4173	16	38	4	10.5%	6	15.8%	27	1
ELIG TECHNICIAN IV	P4174	17	17	2	11.8%	2	11.8%	12	1
EMERGENCY PROGRAM MANAGER II	P1942	22	1	0	0.0%	0	0.0%	0	1
ENVIRO SERVICES (F/L/J)	P9171	57	5	1	20.0%	0	0.0%	4	0
ENVIRO SERVICES (F/L/J)	P9171	58	1	0	0.0%	1	100.0%	0	0
ENVIRO SERVICES (F/L/J)	P9171	60	26	6	23.1%	7	26.9%	7	6
ENVIRO SERVICES (F/L/J)	P9171	61	49	6	12.2%	9	18.4%	18	16
EPIDEMIOLOGIST/CHIEF	X1705	30	1	0	0.0%	0	0.0%	1	0
EX DIR GOV COUN DIS/SPEC ED	P5381	22	1	1	100.0%	0	0.0%	0	0
EXEC DIR AK COMM ON AGING	P1998	23	1	0	0.0%	1	100.0%	0	0
EXEC SECRETARY III	P1156	16	1	0	0.0%	1	100.0%	0	0
EXECUTIVE DIRECTOR	X0213	25	1	1	100.0%	0	0.0%	0	0
EXECUTIVE DIRECTOR	X1952	23	1	0	0.0%	1	100.0%	0	0
EXECUTIVE DIRECTOR,DHSS BOARDS	P1016	22	1	0	0.0%	0	0.0%	0	1
FACILITIES MANAGER I	P2252	20	2	0	0.0%	0	0.0%	2	0
FACILITIES MANAGER II	P2253	21	1	1	100.0%	0	0.0%	0	0
FOOD SERVICE (F/L/J/SJ)	P9101	53	1	0	0.0%	0	0.0%	0	1
FOOD SERVICE (F/L/J/SJ)	P9101	56	5	0	0.0%	1	20.0%	4	0
FOOD SERVICE (F/L/J/SJ)	P9101	57	23	1	4.3%	5	21.7%	13	4
FOOD SERVICE (F/L/J/SJ)	P9101	61	53	4	7.5%	2	3.8%	13	34
FOOD SERVICE SUPERVISOR	P9104	16	1	1	100.0%	0	0.0%	0	0
GRANTS ADMINISTRATION MGR	K0045	21	1	0	0.0%	1	100.0%	0	0
GRANTS ADMINISTRATOR I	P2269	14	3	0	0.0%	0	0.0%	1	2
GRANTS ADMINISTRATOR II	P2270	17	15	3	20.0%	1	6.7%	11	0
GRANTS ADMINISTRATOR III	P2271	19	5	1	20.0%	0	0.0%	4	0
GRANTS AND PROCUREMENT MGR	K0046	23	1	0	0.0%	0	0.0%	1	0
HEALTH FACILITIES SURVEY MGR	K0057	22	1	1	100.0%	0	0.0%	0	0
Employees in the licensed engineers bargaining unit, some employees on approved leave without pay on June 30, 2011, and other records being audited by Retirement & Benefits at the time of this report are not included in these calculations.									
Calculations are based on retirement dates projected by Division of Retirement & Benefits.									

Retirement Projections by Department & Job Class

Department of Health and Social Services									
				Eligible to Retire					
Job Class	Job Class Code	Range	Employee Count	Less than 1 Year	% Less than 1 Year	Between 1 and 5 years	% Between 1 and 5 years	More than 5 years	No Retirement Date Available
HEALTH PRACTITIONER I	P5212	24	7	4	57.1%	0	0.0%	2	1
HEALTH PRACTITIONER II	P5213	25	1	0	0.0%	0	0.0%	0	1
HEALTH PROGRAM ASSOCIATE	P5940	16	24	4	16.7%	3	12.5%	11	6
HEALTH PROGRAM MGR I	P5941	17	23	0	0.0%	6	26.1%	10	7
HEALTH PROGRAM MGR II	P5942	19	40	9	22.5%	8	20.0%	7	16
HEALTH PROGRAM MGR III	P5943	21	26	6	23.1%	6	23.1%	13	1
HEALTH PROGRAM MGR IV	P5944	23	8	4	50.0%	2	25.0%	2	0
HEARING EXAMINER I	P2380	24	3	1	33.3%	0	0.0%	1	1
HEARING EXAMINER II	K0076	26	1	1	100.0%	0	0.0%	0	0
HLTH FACIL SURV I	P5451	20	6	0	0.0%	1	16.7%	2	3
HLTH FACIL SURV II	P5452	21	2	1	50.0%	1	50.0%	0	0
HLTH & SOC SVCS PLNR I	P5980	17	1	0	0.0%	0	0.0%	1	0
HLTH & SOC SVCS PLNR II	P5981	19	6	2	33.3%	1	16.7%	1	2
HLTH & SOC SVCS PLNR III	P5982	21	2	0	0.0%	1	50.0%	0	1
HOSPITAL ADMINISTRATOR	P1928	24	1	0	0.0%	0	0.0%	0	1
HUMAN RESOURCE TECHNICIAN I	P1406	12	1	0	0.0%	1	100.0%	0	0
INFORMATION OFFICER II	P3614	17	3	1	33.3%	0	0.0%	0	2
INFORMATION OFFICER III	P3615	20	1	0	0.0%	1	100.0%	0	0
INFORMATION SYSTEM COORDINATOR	K0085	18	4	1	25.0%	0	0.0%	3	0
INTERNAL AUDITOR I	P1290	16	2	0	0.0%	0	0.0%	1	1
INTERNAL AUDITOR II	P1291	19	1	1	100.0%	0	0.0%	0	0
INTERNAL AUDITOR III	P1292	21	6	1	16.7%	0	0.0%	3	2
INTERNAL AUDITOR IV	P1293	23	3	0	0.0%	1	33.3%	1	1
INTERNAL AUDITOR V	P1294	25	1	0	0.0%	0	0.0%	1	0
INTERNET SPECIALIST II	K0004	19	1	0	0.0%	0	0.0%	0	1
INVESTIGATOR I	P7766	13	3	0	0.0%	0	0.0%	0	3
INVESTIGATOR II	P7767	16	16	1	6.3%	2	12.5%	10	3

Employees in the licensed engineers bargaining unit, some employees on approved leave without pay on June 30, 2011, and other records being audited by Retirement & Benefits at the time of this report are not included in these calculations.

Calculations are based on retirement dates projected by Division of Retirement & Benefits.

Retirement Projections by Department & Job Class

Department of Health and Social Services									
				Eligible to Retire					
Job Class	Job Class Code	Range	Employee Count	Less than 1 Year	% Less than 1 Year	Between 1 and 5 years	% Between 1 and 5 years	More than 5 years	No Retirement Date Available
INVESTIGATOR III	P7768	18	2	0	0.0%	0	0.0%	1	1
INVESTIGATOR IV	P7769	20	3	0	0.0%	0	0.0%	3	0
JUVENILE JUSTICE OFFICER I	P7611	11	5	0	0.0%	0	0.0%	2	3
JUVENILE JUSTICE OFFICER II	P7612	13	179	14	7.8%	11	6.2%	74	80
JUVENILE JUSTICE OFFICER III	P7613	15	45	1	2.2%	0	0.0%	40	4
JUVENILE JUSTICE SUPT I	P7631	20	8	3	37.5%	2	25.0%	2	1
JUVENILE JUSTICE SUPT II	P7632	21	2	0	0.0%	1	50.0%	1	0
JUVENILE JUSTICE SUPT III	P7633	22	1	1	100.0%	0	0.0%	0	0
JUVENILE JUSTICE UNIT SUPV	P7614	18	17	3	17.6%	3	17.7%	11	0
JUVENILE PROB OFFICER I	P4356	14	9	0	0.0%	0	0.0%	2	7
JUVENILE PROB OFFICER II	P4357	16	52	5	9.6%	3	5.8%	32	12
JUVENILE PROB OFFICER III	P4358	18	17	1	5.9%	4	23.5%	11	1
JUVENILE PROB OFFICER IV	P4359	20	4	0	0.0%	0	0.0%	4	0
LABORATORY TECHNICIAN	P5630	13	5	2	40.0%	1	20.0%	1	1
LAW OFFICE ASSISTANT I	P7502	11	1	0	0.0%	0	0.0%	0	1
LICENSED PRAC NURSE	P5116	17	28	5	17.9%	2	7.1%	9	12
MAIL SVCS COURIER	P1132	9	1	0	0.0%	0	0.0%	0	1
MAINT GEN (F/L/J/SJ)	P9311	52	6	1	16.7%	2	33.3%	3	0
MAINT GEN (F/L/J/SJ)	P9311	54	27	6	22.2%	3	11.1%	12	6
MAINT GEN (F/L/J/SJ)	P9311	56	3	1	33.3%	0	0.0%	1	1
MAINT GEN (F/L/J/SJ)	P9311	58	2	0	0.0%	1	50.0%	1	0
MAINT SPEC BFC (F/LJ/J)	P9323	51	3	2	66.7%	1	33.3%	0	0
MAINT SPEC BFC (F/LJ/J)	P9323	53	2	0	0.0%	1	50.0%	1	0
MAINT SPEC ETRONICS	P9324	53	1	0	0.0%	0	0.0%	1	0
MAINT SPEC PLUMB	P9328	51	1	1	100.0%	0	0.0%	0	0
MEDICAL ASSIST ADMIN I	P4180	16	9	1	11.1%	1	11.1%	4	3
MEDICAL ASSIST ADMIN II	P4181	18	9	1	11.1%	1	11.1%	5	2

Employees in the licensed engineers bargaining unit, some employees on approved leave without pay on June 30, 2011, and other records being audited by Retirement & Benefits at the time of this report are not included in these calculations.

Calculations are based on retirement dates projected by Division of Retirement & Benefits.

Retirement Projections by Department & Job Class

Department of Health and Social Services									
				Eligible to Retire					
Job Class	Job Class Code	Range	Employee Count	Less than 1 Year	% Less than 1 Year	Between 1 and 5 years	% Between 1 and 5 years	More than 5 years	No Retirement Date Available
MEDICAL ASSIST ADMIN III	P4182	20	17	6	35.3%	3	17.7%	4	4
MEDICAL ASSIST ADMIN IV	P4183	21	12	3	25.0%	1	8.3%	6	2
MEDICAL DIRECTOR	X0677	30	1	0	0.0%	0	0.0%	1	0
MEDICAL EXAMINER/ASSISTANT	X1702	28	1	0	0.0%	0	0.0%	0	1
MEDICAL OFFICER	X0680	29	1	0	0.0%	0	0.0%	0	1
MEDICAL RECORD ADMIN	P5423	16	2	1	50.0%	0	0.0%	0	1
MEDICAL RECORDS ASST	P1140	10	6	2	33.3%	0	0.0%	3	1
MICRO/NETWORK SPEC I	P1633	18	13	1	7.7%	1	7.7%	7	4
MICRO/NETWORK SPEC II	P1634	20	6	0	0.0%	2	33.3%	2	2
MICRO/NETWORK TECH I	P1631	14	3	0	0.0%	1	33.3%	0	2
MICRO/NETWORK TECH II	P1632	16	16	0	0.0%	2	12.5%	7	7
MNTL HLTH CLINICIAN II	P5337	19	17	3	17.6%	1	5.9%	5	8
MNTL HLTH CLINICIAN III	P5338	21	23	10	43.5%	4	17.4%	5	4
MNTL HLTH CLINICIAN IV	P5339	23	3	1	33.3%	1	33.3%	1	0
NURSE CONSULTANT I	P5142	22	4	0	0.0%	3	75.0%	0	1
NURSE CONSULTANT II	P5143	24	19	9	47.4%	3	15.8%	5	2
NURSE I	P5110	18	5	0	0.0%	0	0.0%	2	3
NURSE II	P5111	19	52	8	15.4%	7	13.5%	16	21
NURSE III	P5112	20	20	6	30.0%	4	20.0%	4	6
NURSE III (PSYCH)	P5118	20	11	1	9.1%	2	18.2%	5	3
NURSE II (PSYCH)	P5117	19	35	7	20.0%	2	5.7%	7	19
NURSE IV	P5113	22	4	4	100.0%	0	0.0%	0	0
NURSE IV (PSYCH)	P5119	22	7	1	14.3%	0	0.0%	4	2
NURSING DIRECTOR	P5126	25	1	0	0.0%	0	0.0%	1	0
OCC THERAPIST II	P5441	16	1	0	0.0%	0	0.0%	1	0
OFFICE ASSISTANT I	P1134	8	121	19	15.7%	11	9.1%	27	64
OFFICE ASSISTANT II	P1135	10	137	12	8.8%	15	11.0%	39	71

Employees in the licensed engineers bargaining unit, some employees on approved leave without pay on June 30, 2011, and other records being audited by Retirement & Benefits at the time of this report are not included in these calculations.

Calculations are based on retirement dates projected by Division of Retirement & Benefits.

Retirement Projections by Department & Job Class

Department of Health and Social Services									
				Eligible to Retire					
Job Class	Job Class Code	Range	Employee Count	Less than 1 Year	% Less than 1 Year	Between 1 and 5 years	% Between 1 and 5 years	More than 5 years	No Retirement Date Available
OFFICE ASSISTANT III	K0077	11	12	1	8.3%	1	8.3%	5	5
OFFICE ASSISTANT IV	P1136	12	16	3	18.8%	0	0.0%	6	7
PARALEGAL II	P7106	16	1	0	0.0%	0	0.0%	1	0
PHARMACIST	X1698	24	2	0	0.0%	0	0.0%	0	2
PHARMACIST (ADV CERT)	X1699	27	3	1	33.3%	0	0.0%	2	0
PHARMACIST (LEAD W/ADV CERT)	X1700	29	1	1	100.0%	0	0.0%	0	0
PHARMACIST(LEAD W/NO ADV CERT)	X1490	27	2	0	0.0%	0	0.0%	2	0
PHARMACY TECHNICIAN	P5602	12	5	0	0.0%	0	0.0%	4	1
PHYSICAL THERAPIST	P5446	18	1	0	0.0%	0	0.0%	1	0
PIONEERS' HOME ADMIN I	P1985	23	4	1	25.0%	2	50.0%	1	0
PIONEERS' HOME ADMIN II	P1986	24	2	1	50.0%	0	0.0%	1	0
PLANNER IV	P2294	22	1	1	100.0%	0	0.0%	0	0
PROCUREMENT SPEC I	P1331	14	2	0	0.0%	1	50.0%	0	1
PROCUREMENT SPEC II	P1332	16	2	1	50.0%	1	50.0%	0	0
PROCUREMENT SPEC III	P1333	18	1	0	0.0%	0	0.0%	1	0
PROCUREMENT SPEC IV	P1334	20	1	1	100.0%	0	0.0%	0	0
PROCUREMENT SPEC V	P1335	21	1	0	0.0%	0	0.0%	1	0
PROG COORDINATOR	P4678	20	1	1	100.0%	0	0.0%	0	0
PROGRAM COORDINATOR I	K0071	18	23	3	13.0%	1	4.4%	14	5
PROGRAM COORDINATOR II	K0072	20	10	4	40.0%	2	20.0%	3	1
PROJECT ANALYST	X0198	22	8	0	0.0%	1	12.5%	1	6
PROJECT ASSISTANT	K0070	16	15	1	6.7%	3	20.0%	5	6
PROJECT ASSISTANT	X0376	16	1	1	100.0%	0	0.0%	0	0
PROJECT ASST	P4229	16	5	1	20.0%	2	40.0%	2	0
PROJECT COORD	P4677	18	1	0	0.0%	0	0.0%	1	0
PROJECT COORDINATOR	X0538	21	1	0	0.0%	0	0.0%	1	0
PROJECT COORDINATOR	X0867	19	1	0	0.0%	1	100.0%	0	0

Employees in the licensed engineers bargaining unit, some employees on approved leave without pay on June 30, 2011, and other records being audited by Retirement & Benefits at the time of this report are not included in these calculations.

Calculations are based on retirement dates projected by Division of Retirement & Benefits.

Retirement Projections by Department & Job Class

Department of Health and Social Services									
				Eligible to Retire					
Job Class	Job Class Code	Range	Employee Count	Less than 1 Year	% Less than 1 Year	Between 1 and 5 years	% Between 1 and 5 years	More than 5 years	No Retirement Date Available
PROJECT COORDINATOR	X0868	23	1	0	0.0%	0	0.0%	1	0
PROJECT COORDINATOR	X1260	22	1	0	0.0%	0	0.0%	1	0
PROJECT DIRECTOR	X1163	23	1	0	0.0%	1	100.0%	0	0
PROJECT MANAGER	X0492	23	3	0	0.0%	1	33.3%	0	2
PROJECT MANAGER	X0494	22	1	1	100.0%	0	0.0%	0	0
PSYCH NURSE ASST I	P5170	9	2	0	0.0%	0	0.0%	0	2
PSYCH NURSE ASST II	P5171	10	5	0	0.0%	0	0.0%	0	5
PSYCH NURSE ASST III	P5172	12	55	10	18.2%	5	9.1%	20	20
PSYCH NURSE ASST IV	P5173	14	10	0	0.0%	1	10.0%	6	3
PUBLIC ASSIST ANALYST I	P4127	16	15	1	6.7%	4	26.7%	10	0
PUBLIC ASSIST ANALYST II	P4128	18	4	1	25.0%	2	50.0%	0	1
PUBLIC ASST FLD SVCS MGR II	P4163	21	4	2	50.0%	1	25.0%	1	0
PUBLIC ASST PROG OFF	P4125	21	6	3	50.0%	1	16.7%	2	0
PUBLICATIONS SPEC II	P3607	16	2	0	0.0%	0	0.0%	0	2
PUBLICATIONS SPEC III	P3608	19	4	0	0.0%	0	0.0%	4	0
PUBLIC HEALTH NURSE AIDE	P5160	12	4	0	0.0%	3	75.0%	1	0
PUBLIC HEALTH NURSE I	P5132	19	3	0	0.0%	0	0.0%	0	3
PUBLIC HEALTH NURSE II	P5133	21	39	7	17.9%	4	10.3%	15	13
PUBLIC HEALTH NURSE III	P5134	23	34	9	26.5%	7	20.6%	12	6
PUBLIC HEALTH NURSE IV	P5135	24	6	0	0.0%	2	33.3%	1	3
PUBLIC HEALTH NURSE V	P5136	25	6	1	16.7%	1	16.7%	3	1
PUBLIC HEALTH SPEC I	P5945	18	12	1	8.3%	1	8.3%	2	8
PUBLIC HEALTH SPEC II	P5946	20	35	6	17.1%	2	5.7%	18	9
PUBLIC HLTH MICROBIOLOGIST I	P5641	17	10	0	0.0%	1	10.0%	5	4
PUBLIC HLTH MICROBIOLOGIST II	P5642	19	6	0	0.0%	0	0.0%	6	0
PUBLIC HLTH MICROBIOLOGIST III	P5643	21	2	0	0.0%	2	100.0%	0	0
RADIOLOG HLTH SPEC II	P5416	20	1	1	100.0%	0	0.0%	0	0

Employees in the licensed engineers bargaining unit, some employees on approved leave without pay on June 30, 2011, and other records being audited by Retirement & Benefits at the time of this report are not included in these calculations.

Calculations are based on retirement dates projected by Division of Retirement & Benefits.

Retirement Projections by Department & Job Class

Department of Health and Social Services									
				Eligible to Retire					
Job Class	Job Class Code	Range	Employee Count	Less than 1 Year	% Less than 1 Year	Between 1 and 5 years	% Between 1 and 5 years	More than 5 years	No Retirement Date Available
RECORDS & LICENSING SPVR	P1905	16	2	0	0.0%	1	50.0%	1	0
RECREATIONAL THERAPIST I	P5431	14	3	1	33.3%	0	0.0%	0	2
RECREATIONAL THERAPIST II	P5432	16	7	0	0.0%	2	28.6%	4	1
RECREATION ASSISTANT	P3220	11	2	0	0.0%	1	50.0%	0	1
REGNL ALCHOL PROG COORD	P5367	21	1	1	100.0%	0	0.0%	0	0
RESEARCH ANALYST I	P1792	13	3	0	0.0%	0	0.0%	2	1
RESEARCH ANALYST II	P1793	16	4	1	25.0%	0	0.0%	1	2
RESEARCH ANALYST III	P1794	18	17	3	17.6%	2	11.8%	8	4
RESEARCH ANALYST IV	P1795	21	6	0	0.0%	1	16.7%	4	1
SECRETARY	P1151	11	2	0	0.0%	0	0.0%	2	0
SENIOR SERVICES TECHNICIAN	P4280	12	4	2	50.0%	0	0.0%	2	0
SOCIAL SERVICES ASSOCIATE I	P4105	10	13	0	0.0%	0	0.0%	2	11
SOCIAL SERVICES ASSOCIATE II	P4106	12	43	6	14.0%	8	18.6%	17	12
SOCIAL SERVICES PROG. ADMIN.	P4138	23	2	0	0.0%	0	0.0%	2	0
SOCIAL SERVICES SPECIALIST I	P4116	14	1	1	100.0%	0	0.0%	0	0
SOCIAL SERVICES SPECIALIST II	P4117	16	4	1	25.0%	0	0.0%	3	0
SOCIAL SERVICES SPECIALIST III	P4118	18	14	0	0.0%	0	0.0%	8	6
SOCIAL SVCS PROG COORD	P4135	20	27	5	18.5%	5	18.5%	15	2
SOCIAL SVCS PROG OFFICER	P4136	21	10	2	20.0%	1	10.0%	7	0
SOCIAL WORKER I (CS)	P4143	15	6	0	0.0%	0	0.0%	0	6
SOCIAL WORKER II	P4113	16	4	2	50.0%	0	0.0%	2	0
SOCIAL WORKER II (CS)	P4144	17	31	5	16.1%	3	9.7%	17	6
SOCIAL WORKER III	P4114	18	4	0	0.0%	2	50.0%	1	1
SOCIAL WORKER III (CS)	P4145	18	1	0	0.0%	1	100.0%	0	0
SOCIAL WORKER IV (CHILD SER)	P4146	19	30	6	20.0%	3	10.0%	16	5
SOCIAL WORKER V (CHILD SER)	P4147	21	1	0	0.0%	0	0.0%	1	0
SPEC ASST TO THE COMM II	P1918	23	2	0	0.0%	0	0.0%	2	0

Employees in the licensed engineers bargaining unit, some employees on approved leave without pay on June 30, 2011, and other records being audited by Retirement & Benefits at the time of this report are not included in these calculations.

Calculations are based on retirement dates projected by Division of Retirement & Benefits.

Retirement Projections by Department & Job Class

Department of Health and Social Services									
				Eligible to Retire					
Job Class	Job Class Code	Range	Employee Count	Less than 1 Year	% Less than 1 Year	Between 1 and 5 years	% Between 1 and 5 years	More than 5 years	No Retirement Date Available
STAFF PHYSICIAN	X0676	28	3	0	0.0%	0	0.0%	1	2
STAFF PSYCHIATRIST/BOARD CERT	X0675	29	1	0	0.0%	0	0.0%	1	0
STATE MEDICAL EXAMINER/CHIEF	X0685	30	1	0	0.0%	0	0.0%	0	1
STATISTICAL CLERK	P1703	10	1	0	0.0%	0	0.0%	0	1
STATISTICAL TECHNICIAN I	P1706	12	1	0	0.0%	0	0.0%	1	0
STOCK & PARTS SVCS (L/J/SJ)	P9911	57	1	1	100.0%	0	0.0%	0	0
SUPPLY TECHNICIAN I	P1310	10	2	0	0.0%	0	0.0%	0	2
SUPPLY TECHNICIAN II	P1311	12	6	0	0.0%	1	16.7%	3	2
SYSTEMS PROGRAMMER I	P1651	20	1	0	0.0%	0	0.0%	0	1
SYSTEMS PROGRAMMER II	P1652	22	7	2	28.6%	0	0.0%	4	1
SYSTEMS PROGRAMMER III	P1653	23	3	0	0.0%	0	0.0%	3	0
TRAINING SPECIALIST I	P1471	16	2	0	0.0%	0	0.0%	1	1
TRAINING SPECIALIST II	P1472	18	8	0	0.0%	1	12.5%	5	2
TRAINING SPECIALIST III	P1473	20	1	1	100.0%	0	0.0%	0	0
TRANSITION MANAGER	X1581	23	1	0	0.0%	0	0.0%	1	0
VETERINARY EPIDEMIOLOGIST	X1363	28	1	0	0.0%	0	0.0%	1	0
VISUAL INFO SPEC	P3612	17	1	0	0.0%	0	0.0%	0	1
Employees in the licensed engineers bargaining unit, some employees on approved leave without pay on June 30, 2011, and other records being audited by Retirement & Benefits at the time of this report are not included in these calculations.									
Calculations are based on retirement dates projected by Division of Retirement & Benefits.									

Retirement Projections by Department & Job Class

Department of Labor and Workforce Development									
Job Class	Job Class Code	Range	Employee Count	Eligible to Retire					No Retirement Date Available
				Less than 1 Year	% Less than 1 Year	Between 1 and 5 years	% Between 1 and 5 years	More than 5 years	
ACCOUNTANT II	P1205	16	2	0	0.0%	0	0.0%	0	2
ACCOUNTANT III	P1206	18	3	0	0.0%	1	33.3%	0	2
ACCOUNTANT IV	P1207	20	1	0	0.0%	0	0.0%	1	0
ACCOUNTANT V	P1208	22	1	0	0.0%	0	0.0%	1	0
ACCOUNTING CLERK	P1203	10	4	0	0.0%	2	50.0%	0	2
ACCOUNTING TECH I	P1210	12	16	0	0.0%	1	6.3%	7	8
ACCOUNTING TECH II	P1211	14	9	2	22.2%	0	0.0%	3	4
ACCOUNTING TECH III	P1212	16	10	1	10.0%	1	10.0%	3	5
ACCOUNTING TECHNICIAN IV	P1235	18	5	0	0.0%	1	20.0%	3	1
ADMIN ASST III	K0053	15	2	0	0.0%	1	50.0%	1	0
ADMINISTRATIVE ASSISTANT I	K0017	12	6	1	16.7%	2	33.3%	1	2
ADMINISTRATIVE ASSISTANT II	K0018	14	17	3	17.6%	2	11.8%	8	4
ADMINISTRATIVE OFFICER I	K0019	17	2	0	0.0%	0	0.0%	2	0
ADMINISTRATIVE OFFICER II	K0020	19	2	0	0.0%	0	0.0%	1	1
ADMIN OPERATIONS MGR I	K0021	22	2	0	0.0%	0	0.0%	2	0
ADMIN OPERATIONS MGR II	K0022	23	1	0	0.0%	0	0.0%	1	0
AMERICAN SIGN LANG INTERPRETER	P3602	16	1	0	0.0%	0	0.0%	1	0
ANALYST/PROGRAMMER I	P1621	14	1	0	0.0%	0	0.0%	0	1
ANALYST/PROGRAMMER IV	P1624	20	7	2	28.6%	1	14.3%	3	1
ANALYST/PROGRAMMER V	P1625	22	2	0	0.0%	0	0.0%	2	0
APPEALS REFEREE II	P4663	19	3	0	0.0%	0	0.0%	2	1
APPEALS REFEREE III	P4664	21	1	1	100.0%	0	0.0%	0	0
ASST CHIEF VOC REHAB SVCS	P3327	22	1	0	0.0%	1	100.0%	0	0
ASST DIR EMPLOY SECURITY	P4667	22	4	1	25.0%	2	50.0%	1	0
ASST.DIR.INSTRUCTION & HOUSING	X0904	23	1	0	0.0%	0	0.0%	1	0
AVTEC INSTRUCTOR	P3181	0	25	1	4.0%	3	12.0%	11	10
BOILER & PRESSURE VSSL INSP I	P9950	19	5	0	0.0%	0	0.0%	2	3
BOILER & PRESSURE VSSL INSP II	P9951	20	1	1	100.0%	0	0.0%	0	0
Employees in the licensed engineers bargaining unit, some employees on approved leave without pay on June 30, 2011, and other records being audited by Retirement & Benefits at the time of this report are not included in these calculations.									
Calculations are based on retirement dates projected by Division of Retirement & Benefits.									

Executive Branch Employees: Classified (Permanent, Probationary, and Provisional), Partially Exempt, and Exempt

Retirement Projections by Department & Job Class

Department of Labor and Workforce Development									
Job Class	Job Class Code	Range	Employee Count	Eligible to Retire					No Retirement Date Available
				Less than 1 Year	% Less than 1 Year	Between 1 and 5 years	% Between 1 and 5 years	More than 5 years	
BUDGET ANALYST II	P1462	16	1	0	0.0%	0	0.0%	0	1
BUDGET MANAGER	P1465	22	1	0	0.0%	0	0.0%	1	0
CHAIR, WKRS' COMP APPEALS COMM	X1510	27	1	0	0.0%	0	0.0%	0	1
CHF,DISABILITY DETERMIN SVCS	K0059	22	1	0	0.0%	0	0.0%	1	0
CHF LABOR RES & ANALYSIS	P2229	24	1	1	100.0%	0	0.0%	0	0
CHF OF WORKERS COMP ADJUD	P7230	24	1	0	0.0%	0	0.0%	1	0
CHF VOCATIONAL REHAB SVCS	P3328	23	1	0	0.0%	0	0.0%	1	0
COMMISSIONER	X0003	0	1	0	0.0%	0	0.0%	0	1
COMM REHAB PROG SPEC	P3330	20	1	0	0.0%	0	0.0%	1	0
COMMUNICATIONS COORDINATOR	X0933	23	1	0	0.0%	0	0.0%	1	0
COMMUNITY DEVEL SPEC I	P2266	13	3	0	0.0%	1	33.3%	1	1
COMMUNITY DEVEL SPEC II	P2267	16	21	3	14.3%	1	4.8%	16	1
COMMUNITY DEVEL SPEC III	P2268	18	5	1	20.0%	0	0.0%	4	0
DATABASE SPECIALIST III	P1828	22	2	0	0.0%	0	0.0%	1	1
DATA PROCESSING MGR II	P1642	23	2	0	0.0%	1	50.0%	1	0
DATA PROCESSING MGR III	P1643	24	1	0	0.0%	0	0.0%	1	0
DATA PROCESSING TECH III	P1613	17	1	0	0.0%	0	0.0%	1	0
DEPARTMENT HEAD - AVTEC	T0101	0	4	2	50.0%	1	25.0%	0	1
DEP COMMISSIONER	P1951	28	1	0	0.0%	1	100.0%	0	0
DISABILITY ADJUD ASSOC I	P4242	13	3	0	0.0%	0	0.0%	0	3
DISABILITY ADJUD ASSOC II	P4243	16	4	1	25.0%	0	0.0%	0	3
DISABILITY ADJUDICATOR I	P4240	18	5	0	0.0%	0	0.0%	3	2
DISABILITY ADJUDICATOR II	P4241	20	2	0	0.0%	1	50.0%	1	0
DISABILITY HEARING OFFICER	P7220	19	1	0	0.0%	0	0.0%	1	0
DIVISION DIRECTOR	P1901	27	7	1	14.3%	3	42.9%	3	0
DIVISION OPERATIONS MANAGER	K0051	24	1	0	0.0%	0	0.0%	1	0
DOL SAFETY LIAISON	P2422	22	1	1	100.0%	0	0.0%	0	0
DORMITORY ATTENDANT	P7805	11	3	1	33.3%	0	0.0%	2	0
Employees in the licensed engineers bargaining unit, some employees on approved leave without pay on June 30, 2011, and other records being audited by Retirement & Benefits at the time of this report are not included in these calculations.									
Calculations are based on retirement dates projected by Division of Retirement & Benefits.									

Executive Branch Employees: Classified (Permanent, Probationary, and Provisional), Partially Exempt, and Exempt

Retirement Projections by Department & Job Class

Department of Labor and Workforce Development									
Job Class	Job Class Code	Range	Employee Count	Eligible to Retire					No Retirement Date Available
				Less than 1 Year	% Less than 1 Year	Between 1 and 5 years	% Between 1 and 5 years	More than 5 years	
ECONOMIST I	P2206	16	1	0	0.0%	0	0.0%	1	0
ECONOMIST II	P2207	18	4	0	0.0%	0	0.0%	1	3
ECONOMIST III	P2208	20	4	2	50.0%	0	0.0%	2	0
ECONOMIST IV	P2209	22	3	1	33.3%	1	33.3%	1	0
EDUCATION ASSOC I	P3157	13	1	0	0.0%	0	0.0%	1	0
EDUCATION ASSOC III	P3159	17	1	0	0.0%	0	0.0%	1	0
EDUCATION PROG ASSISTANT	P3156	12	6	3	50.0%	0	0.0%	1	2
EDUCATION SPECIALIST II	P3161	21	2	0	0.0%	1	50.0%	0	1
EMPLOY COUNSELOR I	P4616	14	1	0	0.0%	0	0.0%	0	1
EMPLOY COUNSELOR II	P4617	16	8	4	50.0%	1	12.5%	2	1
EMPLOYMENT SERVICE MANAGER II	P4656	17	4	0	0.0%	1	25.0%	2	1
EMPLOYMENT SERVICE MGR I	P4655	16	7	1	14.3%	3	42.9%	3	0
EMPLOYMENT SERVICE MGR III	P4657	19	3	0	0.0%	1	33.3%	1	1
EMPLOYMENT SERVICE MGR IV	P4658	20	7	0	0.0%	3	42.9%	4	0
EMPLOY SEC ANALYST I	P4659	15	2	0	0.0%	0	0.0%	2	0
EMPLOY SEC ANALYST II	P4660	17	16	2	12.5%	3	18.8%	11	0
EMPLOY SEC ANALYST III	P4661	18	18	3	16.7%	4	22.2%	11	0
EMPLOY SEC SPEC IA	P4648	13	23	0	0.0%	0	0.0%	6	17
EMPLOY SEC SPEC IB	P4649	14	124	20	16.1%	13	10.5%	50	41
EMPLOY SEC SPEC II	P4650	15	39	4	10.3%	8	20.5%	16	11
EMPLOY SEC SPEC III	P4651	16	13	3	23.1%	0	0.0%	10	0
EMPLOY SEC SPEC IV	P4652	17	3	1	33.3%	0	0.0%	2	0
EMPLOY/UNEMPLOY INS TECH MGR	K0080	20	4	1	25.0%	1	25.0%	2	0
ENVIRO SERVICES (F/L/J)	P9171	58	1	1	100.0%	0	0.0%	0	0
ENVIRO SERVICES (F/L/J)	P9171	60	4	0	0.0%	1	25.0%	2	1
EXEC SECRETARY I	P1155	12	1	1	100.0%	0	0.0%	0	0
EXECUTIVE DIRECTOR	X0213	25	1	0	0.0%	0	0.0%	1	0
FIELD AUDITOR I	P4636	16	9	1	11.1%	2	22.2%	3	3
Employees in the licensed engineers bargaining unit, some employees on approved leave without pay on June 30, 2011, and other records being audited by Retirement & Benefits at the time of this report are not included in these calculations.									
Calculations are based on retirement dates projected by Division of Retirement & Benefits.									

Executive Branch Employees: Classified (Permanent, Probationary, and Provisional), Partially Exempt, and Exempt

Retirement Projections by Department & Job Class

Department of Labor and Workforce Development									
Job Class	Job Class Code	Range	Employee Count	Eligible to Retire					No Retirement Date Available
				Less than 1 Year	% Less than 1 Year	Between 1 and 5 years	% Between 1 and 5 years	More than 5 years	
FIELD AUDITOR II	P4635	17	3	1	33.3%	1	33.3%	1	0
FOOD SERVICE (F/L/J/SJ)	P9101	53	1	0	0.0%	0	0.0%	0	1
FOOD SERVICE (F/L/J/SJ)	P9101	57	3	0	0.0%	0	0.0%	3	0
FOOD SERVICE (F/L/J/SJ)	P9101	61	2	0	0.0%	1	50.0%	0	1
GASLINE TRAINING PROG ADMIN	X1746	24	1	0	0.0%	0	0.0%	0	1
GRANTS ADMINISTRATOR I	P2269	14	1	0	0.0%	0	0.0%	0	1
GRANTS ADMINISTRATOR II	P2270	17	4	0	0.0%	0	0.0%	1	3
GRANTS ADMINISTRATOR III	P2271	19	1	0	0.0%	0	0.0%	1	0
HEARING EXAMINER I	P2380	24	1	1	100.0%	0	0.0%	0	0
HEARING OFFICER	P1925	21	1	1	100.0%	0	0.0%	0	0
HUMAN RESOURCE SPECIALIST I	P1410	16	1	1	100.0%	0	0.0%	0	0
INDUSTRIAL HYGIENIST	P2425	19	4	0	0.0%	0	0.0%	2	2
INSTRUCTORS AIDE II	X1964	13	4	0	0.0%	0	0.0%	1	3
INVESTIGATOR II	P7767	16	9	1	11.1%	1	11.1%	7	0
INVESTIGATOR III	P7768	18	5	1	20.0%	0	0.0%	3	1
INVESTIGATOR IV	P7769	20	2	0	0.0%	1	50.0%	1	0
IT INSTRUCTIONAL AIDE II	X1770	15	1	0	0.0%	0	0.0%	1	0
LAW OFFICE ASSISTANT I	P7502	11	1	0	0.0%	0	0.0%	0	1
LAW OFFICE ASSISTANT II	P7503	13	1	1	100.0%	0	0.0%	0	0
MAIL SVCS COURIER	P1132	9	2	0	0.0%	0	0.0%	1	1
MAINT GEN (F/L/J/SJ)	P9311	54	1	0	0.0%	0	0.0%	0	1
MAINT SPEC BFC (F/LJ/J)	P9323	50	1	1	100.0%	0	0.0%	0	0
MAINT SPEC BFC (F/LJ/J)	P9323	51	2	0	0.0%	2	100.0%	0	0
MAINT SPEC EU	P9326	51	1	0	0.0%	1	100.0%	0	0
MAINT SPEC PLUMB	P9328	51	1	0	0.0%	0	0.0%	1	0
MARITIME INSTRUCTIONAL AIDE	X1767	15	1	0	0.0%	0	0.0%	0	1
MICROFILM/IMAGING OPER I	P9811	10	1	0	0.0%	1	100.0%	0	0
MICRO/NETWORK SPEC I	P1633	18	6	0	0.0%	1	16.7%	5	0

Employees in the licensed engineers bargaining unit, some employees on approved leave without pay on June 30, 2011, and other records being audited by Retirement & Benefits at the time of this report are not included in these calculations.

Calculations are based on retirement dates projected by Division of Retirement & Benefits.

Retirement Projections by Department & Job Class

Department of Labor and Workforce Development									
Job Class	Job Class Code	Range	Employee Count	Eligible to Retire					No Retirement Date Available
				Less than 1 Year	% Less than 1 Year	Between 1 and 5 years	% Between 1 and 5 years	More than 5 years	
MICRO/NETWORK SPEC II	P1634	20	1	0	0.0%	0	0.0%	1	0
MICRO/NETWORK TECH II	P1632	16	6	0	0.0%	0	0.0%	4	2
OFFICE ASSISTANT I	P1134	8	13	3	23.1%	1	7.7%	3	6
OFFICE ASSISTANT II	P1135	10	22	2	9.1%	2	9.1%	10	8
OFFICE ASSISTANT III	K0077	11	2	0	0.0%	0	0.0%	1	1
OFFICE ASSISTANT IV	P1136	12	1	1	100.0%	0	0.0%	0	0
PROCUREMENT SPEC I	P1331	14	1	0	0.0%	0	0.0%	0	1
PROCUREMENT SPEC II	P1332	16	1	0	0.0%	1	100.0%	0	0
PROCUREMENT SPEC III	P1333	18	1	0	0.0%	0	0.0%	1	0
PROCUREMENT SPEC IV	P1334	20	1	0	0.0%	0	0.0%	1	0
PROGRAM COORDINATOR I	K0071	18	11	1	9.1%	4	36.4%	5	1
PROGRAM COORDINATOR II	K0072	20	8	3	37.5%	1	12.5%	3	1
PROGRAM MANAGER, OSH	P2420	22	2	1	50.0%	0	0.0%	1	0
PROJECT ASSISTANT	K0070	16	5	1	20.0%	1	20.0%	3	0
PUBLICATIONS SPEC II	P3607	16	1	0	0.0%	0	0.0%	1	0
PUBLICATIONS SPEC III	P3608	19	2	0	0.0%	0	0.0%	2	0
RECREATION ASSISTANT	P3220	11	1	0	0.0%	0	0.0%	0	1
REEMPLOYMENT BENEFITS ADM	P4698	22	1	0	0.0%	0	0.0%	0	1
REGULATIONS SPEC II	P2341	16	2	0	0.0%	0	0.0%	2	0
RESEARCH ANALYST II	P1793	16	5	1	20.0%	2	40.0%	2	0
RESEARCH ANALYST III	P1794	18	6	4	66.7%	0	0.0%	1	1
SECRETARY	P1151	11	1	0	0.0%	0	0.0%	1	0
SIC ELECTRICAL INSPECTOR	P9962	49	3	2	66.7%	0	0.0%	1	0
SIC ELEVATOR INSPECTOR	P9964	49	3	1	33.3%	0	0.0%	0	2
SIC OCC SAFETY AND COMPL	P9961	49	13	3	23.1%	1	7.7%	4	5
SIC PLUMBING INSPECTOR	P9966	49	3	0	0.0%	2	66.7%	0	1
SPEC ASST TO THE COMM I	P1917	21	1	0	0.0%	0	0.0%	0	1
SPEC ASST TO THE COMM II	P1918	23	1	1	100.0%	0	0.0%	0	0
Employees in the licensed engineers bargaining unit, some employees on approved leave without pay on June 30, 2011, and other records being audited by Retirement & Benefits at the time of this report are not included in these calculations.									
Calculations are based on retirement dates projected by Division of Retirement & Benefits.									

Executive Branch Employees: Classified (Permanent, Probationary, and Provisional), Partially Exempt, and Exempt

Retirement Projections by Department & Job Class

Department of Labor and Workforce Development									
Job Class	Job Class Code	Range	Employee Count	Eligible to Retire					No Retirement Date Available
				Less than 1 Year	% Less than 1 Year	Between 1 and 5 years	% Between 1 and 5 years	More than 5 years	
SPVR AUDIT OPERATIONS	P4634	19	1	0	0.0%	1	100.0%	0	0
STATE ADA COORDINATOR	K0081	18	1	0	0.0%	0	0.0%	1	0
STATE DEMOGRAPHER	P2211	22	1	0	0.0%	0	0.0%	0	1
STATISTICAL CLERK	P1703	10	1	1	100.0%	0	0.0%	0	0
STATISTICAL TECHNICIAN I	P1706	12	4	0	0.0%	1	25.0%	2	1
STATISTICAL TECHNICIAN II	P1707	14	1	0	0.0%	0	0.0%	1	0
SUPPLY TECHNICIAN I	P1310	10	1	0	0.0%	1	100.0%	0	0
SUPPLY TECHNICIAN II	P1311	12	1	0	0.0%	0	0.0%	1	0
SUPVR, UNEMPL INS TAX	P4633	23	1	0	0.0%	1	100.0%	0	0
SYSTEMS PROGRAMMER II	P1652	22	4	0	0.0%	1	25.0%	2	1
SYSTEMS PROGRAMMER III	P1653	23	3	1	33.3%	0	0.0%	1	1
TEACHER - AVTEC	T0102	0	12	4	33.3%	5	41.7%	3	0
TRAINING SPECIALIST II	P1472	18	4	1	25.0%	1	25.0%	2	0
UNEM INS QTL CONTL AUDITOR	P4626	15	7	2	28.6%	1	14.3%	4	0
UNEMP INS SUPPORT SVCS MGR	P4627	21	1	0	0.0%	1	100.0%	0	0
UNEMPLOYMENT INS SPEC II	P4612	14	2	0	0.0%	0	0.0%	2	0
UNEMPLOYMENT INS SPEC III	P4613	15	2	1	50.0%	0	0.0%	1	0
UNEM QUALITY CONTL SUPERVISOR	P4625	19	1	0	0.0%	1	100.0%	0	0
VOCATIONAL REHAB COUNSELOR III	P3343	19	24	5	20.8%	3	12.5%	14	2
VOC REHAB ASSIST I	P3331	10	5	1	20.0%	0	0.0%	1	3
VOC REHAB ASSIST II	P3332	12	16	3	18.8%	3	18.8%	5	5
VOC REHAB ASSIST III	P3333	13	5	1	20.0%	1	20.0%	2	1
VOC REHAB COUNSELOR I	P3340	15	5	1	20.0%	0	0.0%	1	3
VOC REHAB COUNSELOR II	P3341	17	11	2	18.2%	1	9.1%	4	4
VOC REHAB EVALUATOR II	P3337	17	1	0	0.0%	0	0.0%	1	0
VOC REHAB MANAGER	P3342	21	5	2	40.0%	0	0.0%	3	0
WAGE HOUR INVEST I	P4672	16	11	1	9.1%	2	18.2%	3	5
WAGE HOUR INVEST II	P4673	18	2	1	50.0%	1	50.0%	0	0

Employees in the licensed engineers bargaining unit, some employees on approved leave without pay on June 30, 2011, and other records being audited by Retirement & Benefits at the time of this report are not included in these calculations.

Calculations are based on retirement dates projected by Division of Retirement & Benefits.

Executive Branch Employees: Classified (Permanent, Probationary, and Provisional), Partially Exempt, and Exempt

Retirement Projections by Department & Job Class

Department of Labor and Workforce Development									
Job Class	Job Class Code	Range	Employee Count	Eligible to Retire					No Retirement Date Available
				Less than 1 Year	% Less than 1 Year	Between 1 and 5 years	% Between 1 and 5 years	More than 5 years	
WAGE HOUR INVEST III	P4674	21	1	0	0.0%	1	100.0%	0	0
WORKER COMP OFF I	P4695	16	3	1	33.3%	0	0.0%	2	0
WORKER COMP OFF II	P4696	18	5	1	20.0%	1	20.0%	2	1
WORKER COMP TECHNICIAN	P4694	12	7	3	42.9%	1	14.3%	0	3
WORKERS' COMP HEARING OFF I	P7228	21	2	0	0.0%	0	0.0%	0	2
WORKERS' COMP HEARING OFF II	P7229	22	7	3	42.9%	0	0.0%	1	3
Employees in the licensed engineers bargaining unit, some employees on approved leave without pay on June 30, 2011, and other records being audited by Retirement & Benefits at the time of this report are not included in these calculations.									
Calculations are based on retirement dates projected by Division of Retirement & Benefits.									

Retirement Projections by Department & Job Class

Department of Law									
				Eligible to Retire					
Job Class	Job Class Code	Range	Employee Count	Less than 1 Year	% Less than 1 Year	Between 1 and 5 years	% Between 1 and 5 years	More than 5 years	No Retirement Date Available
ACCOUNTANT II	P1205	16	1	1	100.0%	0	0.0%	0	0
ACCOUNTING CLERK	P1203	10	2	0	0.0%	0	0.0%	0	2
ACCOUNTING TECH I	P1210	12	2	1	50.0%	0	0.0%	1	0
ACCOUNTING TECH II	P1211	14	1	0	0.0%	0	0.0%	0	1
ACCOUNTING TECH III	P1212	16	1	0	0.0%	0	0.0%	1	0
ADMINISTRATIVE ASSISTANT I	K0017	12	1	0	0.0%	0	0.0%	0	1
ADMINISTRATIVE ASSISTANT II	K0018	14	1	0	0.0%	0	0.0%	1	0
ADMINISTRATIVE OFFICER II	K0020	19	1	0	0.0%	0	0.0%	1	0
ANALYST/PROGRAMMER V	P1625	22	1	0	0.0%	0	0.0%	0	1
ASSOC ATTORNEY I	P7110	17	11	2	18.2%	4	36.4%	4	1
ASSOC ATTORNEY II	P7111	19	12	4	33.3%	2	16.7%	5	1
ATTORNEY I	P7142	18	3	0	0.0%	0	0.0%	1	2
ATTORNEY II	P7143	20	21	0	0.0%	0	0.0%	2	19
ATTORNEY III	P7144	22	50	0	0.0%	3	6.0%	17	30
ATTORNEY IV	P7145	24	112	15	13.4%	15	13.4%	59	23
ATTORNEY V	P7146	25	57	23	40.4%	6	10.5%	26	2
ATTORNEY VI	P7147	26	18	7	38.9%	6	33.3%	5	0
BUDGET ANALYST IV	P1464	21	1	1	100.0%	0	0.0%	0	0
COMMISSIONER	X0003	0	1	0	0.0%	0	0.0%	0	1
DATA PROCESSING MGR II	P1642	23	1	0	0.0%	0	0.0%	1	0
DEP ATTORNEY GENERAL	P7148	28	2	1	50.0%	1	50.0%	0	0
DIVISION DIRECTOR	P1901	27	3	1	33.3%	0	0.0%	2	0
DIVISION OPERATIONS MANAGER	K0051	24	1	0	0.0%	0	0.0%	1	0
EXEC SECRETARY III	P1156	16	1	1	100.0%	0	0.0%	0	0
INTERNAL AUDITOR IV	P1293	23	1	0	0.0%	1	100.0%	0	0
INTERNET SPECIALIST II	K0004	19	1	0	0.0%	0	0.0%	0	1
INVESTIGATOR III	P7768	18	3	2	66.7%	1	33.3%	0	0

Employees in the licensed engineers bargaining unit, some employees on approved leave without pay on June 30, 2011, and other records being audited by Retirement & Benefits at the time of this report are not included in these calculations.

Calculations are based on retirement dates projected by Division of Retirement & Benefits.

Retirement Projections by Department & Job Class

Department of Law									
				Eligible to Retire					
Job Class	Job Class Code	Range	Employee Count	Less than 1 Year	% Less than 1 Year	Between 1 and 5 years	% Between 1 and 5 years	More than 5 years	No Retirement Date Available
LAW OFFICE ASSISTANT I	P7502	11	80	2	2.5%	7	8.8%	25	46
LAW OFFICE ASSISTANT II	P7503	13	28	3	10.7%	1	3.6%	15	9
LAW OFFICE MANAGER I	P7505	15	4	1	25.0%	0	0.0%	3	0
LAW OFFICE MANAGER II	P7506	16	2	0	0.0%	0	0.0%	2	0
MAIL SVCS COURIER	P1132	9	1	0	0.0%	0	0.0%	0	1
MICRO/NETWORK SPEC I	P1633	18	3	0	0.0%	0	0.0%	2	1
MICRO/NETWORK SPEC II	P1634	20	1	0	0.0%	0	0.0%	1	0
MICRO/NETWORK TECH I	P1631	14	1	0	0.0%	0	0.0%	0	1
MICRO/NETWORK TECH II	P1632	16	2	0	0.0%	0	0.0%	0	2
OFFICE ASSISTANT I	P1134	8	14	0	0.0%	0	0.0%	4	10
OFFICE ASSISTANT II	P1135	10	8	2	25.0%	1	12.5%	2	3
PARALEGAL I	P7105	14	7	0	0.0%	2	28.6%	2	3
PARALEGAL II	P7106	16	21	2	9.5%	2	9.5%	12	5
PROCUREMENT SPEC III	P1333	18	1	0	0.0%	0	0.0%	1	0
PUB ADVOCATE UTIL ANALYST I	K0006	22	2	0	0.0%	1	50.0%	1	0
PUB ADVOCATE UTIL ANALYST II	K0007	24	1	0	0.0%	1	100.0%	0	0
SUPPLY TECHNICIAN II	P1311	12	1	0	0.0%	0	0.0%	1	0
VICTIM/WITNESS PARALEGAL I	P7108	14	3	0	0.0%	1	33.3%	2	0
VICTIM/WITNESS PARALEGAL II	P7109	16	28	4	14.3%	3	10.7%	18	3
Employees in the licensed engineers bargaining unit, some employees on approved leave without pay on June 30, 2011, and other records being audited by Retirement & Benefits at the time of this report are not included in these calculations.									
Calculations are based on retirement dates projected by Division of Retirement & Benefits.									

Retirement Projections by Department & Job Class

Department of Military and Veterans Affairs									
				Eligible to Retire					
Job Class	Job Class Code	Range	Employee Count	Less than 1 Year	% Less than 1 Year	Between 1 and 5 years	% Between 1 and 5 years	More than 5 years	No Retirement Date Available
ACCOUNTANT III	P1206	18	1	0	0.0%	0	0.0%	1	0
ACCOUNTANT IV	P1207	20	1	0	0.0%	0	0.0%	1	0
ACCOUNTING CLERK	P1203	10	3	0	0.0%	0	0.0%	2	1
ACCOUNTING TECH I	P1210	12	2	0	0.0%	0	0.0%	1	1
ACCOUNTING TECH II	P1211	14	4	1	25.0%	0	0.0%	3	0
ACCOUNTING TECH III	P1212	16	3	0	0.0%	1	33.3%	2	0
ADMIN ASST III	K0053	15	1	0	0.0%	0	0.0%	0	1
ADMINISTRATIVE ASSISTANT I	K0017	12	2	0	0.0%	0	0.0%	1	1
ADMINISTRATIVE ASSISTANT II	K0018	14	2	0	0.0%	0	0.0%	2	0
ADMINISTRATIVE OFFICER I	K0019	17	2	0	0.0%	0	0.0%	2	0
ADMINISTRATIVE OFFICER II	K0020	19	1	0	0.0%	1	100.0%	0	0
AMYA CHIEF EXAMINER	P3124	15	1	1	100.0%	0	0.0%	0	0
AMYA COORDINATOR	P3125	16	9	0	0.0%	0	0.0%	7	2
AMYA INSTRUCTOR	P3123	16	7	0	0.0%	1	14.3%	4	2
AMYA MANAGER	P3128	23	1	0	0.0%	1	100.0%	0	0
AMYA PLATOON LEADER	P3122	15	4	0	0.0%	0	0.0%	4	0
AMYA SUPERVISOR I	P3126	17	1	0	0.0%	1	100.0%	0	0
AMYA SUPERVISOR II	P3127	19	4	1	25.0%	0	0.0%	3	0
AMYA TEAM LEADER	P3121	13	34	2	5.9%	1	2.9%	12	19
ANALYST/PROGRAMMER IV	P1624	20	1	0	0.0%	0	0.0%	1	0
BUDGET ANALYST III	P1463	19	1	0	0.0%	0	0.0%	1	0
BUILDING MAINT MANAGER	P8461	22	1	1	100.0%	0	0.0%	0	0
BUILDING MGMT SPECIALIST	P8458	19	5	1	20.0%	0	0.0%	1	3
CARTOGRAPHER III	P8416	16	1	0	0.0%	0	0.0%	1	0
COMMISSIONER	X0003	0	1	0	0.0%	0	0.0%	0	1
CULT RES MGR & NATIVE LIAISON	P1920	19	1	0	0.0%	0	0.0%	0	1
DATA PROCESSING MGR II	P1642	23	1	0	0.0%	1	100.0%	0	0
Employees in the licensed engineers bargaining unit, some employees on approved leave without pay on June 30, 2011, and other records being audited by Retirement & Benefits at the time of this report are not included in these calculations.									
Calculations are based on retirement dates projected by Division of Retirement & Benefits.									

Retirement Projections by Department & Job Class

Department of Military and Veterans Affairs									
				Eligible to Retire					
Job Class	Job Class Code	Range	Employee Count	Less than 1 Year	% Less than 1 Year	Between 1 and 5 years	% Between 1 and 5 years	More than 5 years	No Retirement Date Available
DEP COMMISSIONER	P1951	28	1	0	0.0%	0	0.0%	1	0
DEPUTY DIRECTOR	K0054	25	1	0	0.0%	0	0.0%	1	0
DIVISION DIRECTOR	P1901	27	3	1	33.3%	0	0.0%	1	1
DIVISION OPERATIONS MANAGER	K0051	24	2	0	0.0%	2	100.0%	0	0
EMERGENCY MANAGEMENT SPEC I	P1937	14	2	0	0.0%	1	50.0%	1	0
EMERGENCY MANAGEMENT SPEC II	P1938	16	22	1	4.5%	2	9.1%	6	13
EMERGENCY MANAGEMENT SPEC III	P1939	18	10	0	0.0%	0	0.0%	4	6
EMERGENCY PROGRAM MANAGER I	P1941	20	4	0	0.0%	0	0.0%	4	0
ENGINEERING ASSISTANT II	P8911	19	2	0	0.0%	1	50.0%	0	1
ENVIRON PROGRAM MANAGER I	P8531	21	1	0	0.0%	0	0.0%	0	1
ENVIRON PROGRAM SPEC I	P8521	14	1	0	0.0%	0	0.0%	0	1
ENVIRON PROGRAM SPEC II	P8522	16	1	0	0.0%	0	0.0%	0	1
ENVIRON PROGRAM SPEC III	P8523	18	4	0	0.0%	1	25.0%	1	2
EQUIP OPERATOR (F/L/J/SJ)	P9511	53	2	1	50.0%	1	50.0%	0	0
EXEC SECRETARY I	P1155	12	1	0	0.0%	0	0.0%	0	1
FOOD SERVICE (F/L/J/SJ)	P9101	56	2	0	0.0%	1	50.0%	1	0
FOOD SERVICE (F/L/J/SJ)	P9101	57	4	1	25.0%	1	25.0%	0	2
FOOD SERVICE (F/L/J/SJ)	P9101	61	5	0	0.0%	2	40.0%	0	3
FOOD SERVICE SUPERVISOR	P9104	16	1	1	100.0%	0	0.0%	0	0
GRANTS ADMINISTRATOR I	P2269	14	1	0	0.0%	0	0.0%	0	1
GRANTS ADMINISTRATOR II	P2270	17	3	0	0.0%	1	33.3%	0	2
GRANTS ADMINISTRATOR III	P2271	19	1	0	0.0%	1	100.0%	0	0
HEALTH PRACTITIONER I	P5212	24	1	0	0.0%	0	0.0%	0	1
INFORMATION OFFICER II	P3614	17	1	0	0.0%	0	0.0%	0	1
INFORMATION OFFICER III	P3615	20	1	0	0.0%	0	0.0%	1	0
INTERNET SPECIALIST II	K0004	19	1	0	0.0%	0	0.0%	1	0
MAIL SVCS COURIER	P1132	9	1	0	0.0%	0	0.0%	1	0

Employees in the licensed engineers bargaining unit, some employees on approved leave without pay on June 30, 2011, and other records being audited by Retirement & Benefits at the time of this report are not included in these calculations.

Calculations are based on retirement dates projected by Division of Retirement & Benefits.

Retirement Projections by Department & Job Class

Department of Military and Veterans Affairs									
				Eligible to Retire					
Job Class	Job Class Code	Range	Employee Count	Less than 1 Year	% Less than 1 Year	Between 1 and 5 years	% Between 1 and 5 years	More than 5 years	No Retirement Date Available
MAINT GEN (F/L/J/SJ)	P9311	53	1	0	0.0%	0	0.0%	1	0
MAINT GEN (F/L/J/SJ)	P9311	54	13	3	23.1%	2	15.4%	5	3
MAINT GEN (F/L/J/SJ)	P9311	56	1	0	0.0%	0	0.0%	0	1
MAINT GEN (F/L/J/SJ)	P9311	58	3	0	0.0%	1	33.3%	0	2
MAINT SPEC BFC (F/LJ/J)	P9323	50	3	1	33.3%	1	33.3%	1	0
MAINT SPEC BFC (F/LJ/J)	P9323	51	3	1	33.3%	0	0.0%	2	0
MAINT SPEC BFC (F/LJ/J)	P9323	53	4	1	25.0%	0	0.0%	2	1
MAINT SPEC ETRICIAN	P9325	51	4	0	0.0%	2	50.0%	2	0
MAINT SPEC ETRONICS	P9324	51	3	0	0.0%	0	0.0%	2	1
MICRO/NETWORK SPEC I	P1633	18	1	0	0.0%	0	0.0%	1	0
MICRO/NETWORK SPEC II	P1634	20	1	0	0.0%	1	100.0%	0	0
MICRO/NETWORK TECH II	P1632	16	3	0	0.0%	0	0.0%	1	2
NURSE II	P5111	19	1	0	0.0%	0	0.0%	0	1
OFFICE ASSISTANT I	P1134	8	4	1	25.0%	0	0.0%	0	3
OFFICE ASSISTANT II	P1135	10	10	2	20.0%	0	0.0%	0	8
OFFICE ASSISTANT IV	P1136	12	1	0	0.0%	0	0.0%	0	1
PLANNER I	P2291	15	1	0	0.0%	0	0.0%	1	0
PROCUREMENT SPEC I	P1331	14	1	0	0.0%	0	0.0%	1	0
PROCUREMENT SPEC III	P1333	18	1	1	100.0%	0	0.0%	0	0
PROGRAM COORDINATOR I	K0071	18	1	0	0.0%	0	0.0%	1	0
PSYCHOLOGICAL COUNSLR II	P5327	17	2	0	0.0%	0	0.0%	1	1
SECURITY GUARD I	P7820	9	6	2	33.3%	0	0.0%	3	1
SECURITY GUARD II	P7821	12	1	1	100.0%	0	0.0%	0	0
SPEC ASST TO THE COMM I	P1917	21	1	0	0.0%	0	0.0%	1	0
SPEC ASST TO THE COMM II	P1918	23	1	0	0.0%	0	0.0%	1	0
STOCK & PARTS SVCS (L/J/SJ)	P9911	54	3	2	66.7%	1	33.3%	0	0
STOCK & PARTS SVCS (L/J/SJ)	P9911	55	1	0	0.0%	0	0.0%	1	0

Employees in the licensed engineers bargaining unit, some employees on approved leave without pay on June 30, 2011, and other records being audited by Retirement & Benefits at the time of this report are not included in these calculations.

Calculations are based on retirement dates projected by Division of Retirement & Benefits.

Retirement Projections by Department & Job Class

Department of Military and Veterans Affairs									
				Eligible to Retire					
Job Class	Job Class Code	Range	Employee Count	Less than 1 Year	% Less than 1 Year	Between 1 and 5 years	% Between 1 and 5 years	More than 5 years	No Retirement Date Available
STOCK & PARTS SVCS (L/J/SJ)	P9911	57	1	0	0.0%	0	0.0%	0	1
SUPPLY TECHNICIAN II	P1311	12	2	1	50.0%	0	0.0%	0	1
TRAINING SPECIALIST I	P1471	16	1	0	0.0%	0	0.0%	0	1
TRAINING SPECIALIST II	P1472	18	1	0	0.0%	0	0.0%	0	1
VETERANS AFFAIRS ADMINISTRATOR	P1919	21	1	0	0.0%	0	0.0%	1	0
Employees in the licensed engineers bargaining unit, some employees on approved leave without pay on June 30, 2011, and other records being audited by Retirement & Benefits at the time of this report are not included in these calculations.									
Calculations are based on retirement dates projected by Division of Retirement & Benefits.									

Retirement Projections by Department & Job Class

Department of Natural Resources									
				Eligible to Retire					
Job Class	Job Class Code	Range	Employee Count	Less than 1 Year	% Less than 1 Year	Between 1 and 5 years	% Between 1 and 5 years	More than 5 years	No Retirement Date Available
ACCOUNTANT II	P1205	16	1	0	0.0%	0	0.0%	1	0
ACCOUNTANT III	P1206	18	4	2	50.0%	0	0.0%	2	0
ACCOUNTANT IV	P1207	20	3	0	0.0%	1	33.3%	2	0
ACCOUNTANT V	P1208	22	1	0	0.0%	1	100.0%	0	0
ACCOUNTING CLERK	P1203	10	7	1	14.3%	0	0.0%	3	3
ACCOUNTING TECH I	P1210	12	12	4	33.3%	1	8.3%	4	3
ACCOUNTING TECH II	P1211	14	5	1	20.0%	1	20.0%	3	0
ACCOUNTING TECH III	P1212	16	5	1	20.0%	0	0.0%	3	1
ADMIN ASST III	K0053	15	3	1	33.3%	0	0.0%	1	1
ADMINISTRATIVE ASSISTANT I	K0017	12	5	1	20.0%	0	0.0%	3	1
ADMINISTRATIVE ASSISTANT II	K0018	14	21	4	19.0%	1	4.8%	9	7
ADMINISTRATIVE OFFICER I	K0019	17	8	1	12.5%	3	37.5%	2	2
ADMINISTRATIVE OFFICER II	K0020	19	4	1	25.0%	0	0.0%	3	0
ADMIN OPERATIONS MGR I	K0021	22	4	1	25.0%	0	0.0%	3	0
AGIA COORDINATOR	X1673	30	1	0	0.0%	0	0.0%	1	0
AGRICULTURAL INSPECT I	P6445	16	2	0	0.0%	0	0.0%	1	1
AGRONOMIST I	P6450	16	2	0	0.0%	0	0.0%	0	2
AGRONOMIST II	P6451	18	3	2	66.7%	0	0.0%	0	1
AGRONOMIST III	P6452	20	1	1	100.0%	0	0.0%	0	0
AIRCRAFT MAINT INSPECTOR	P9636	19	1	0	0.0%	1	100.0%	0	0
AIRCRAFT PILOT II	P9632	19	4	0	0.0%	0	0.0%	3	1
AIRCRAFT SUPERVISOR	P9638	20	1	0	0.0%	1	100.0%	0	0
ANALYST/PROGRAMMER I	P1621	14	1	0	0.0%	0	0.0%	0	1
ANALYST/PROGRAMMER II	P1622	16	3	0	0.0%	0	0.0%	0	3
ANALYST/PROGRAMMER III	P1623	18	5	1	20.0%	0	0.0%	1	3
ANALYST/PROGRAMMER IV	P1624	20	14	1	7.1%	5	35.7%	5	3
ANALYST/PROGRAMMER V	P1625	22	4	1	25.0%	1	25.0%	2	0

Employees in the licensed engineers bargaining unit, some employees on approved leave without pay on June 30, 2011, and other records being audited by Retirement & Benefits at the time of this report are not included in these calculations.

Calculations are based on retirement dates projected by Division of Retirement & Benefits.

Retirement Projections by Department & Job Class

Department of Natural Resources									
				Eligible to Retire					
Job Class	Job Class Code	Range	Employee Count	Less than 1 Year	% Less than 1 Year	Between 1 and 5 years	% Between 1 and 5 years	More than 5 years	No Retirement Date Available
ANILCA COORDINATOR	X1403	23	2	1	50.0%	0	0.0%	1	0
APPRAISER I	P2621	16	1	0	0.0%	0	0.0%	1	0
APPRAISER II	P2622	18	1	0	0.0%	0	0.0%	1	0
APPRAISER III	P2623	21	1	0	0.0%	0	0.0%	1	0
ARCHAEOLOGIST I	P6746	16	3	0	0.0%	0	0.0%	1	2
ARCHAEOLOGIST II	P6747	18	4	0	0.0%	2	50.0%	1	1
ARCHAEOLOGIST III	P6748	19	1	1	100.0%	0	0.0%	0	0
BUDGET ANALYST III	P1463	19	1	0	0.0%	0	0.0%	1	0
BUDGET ANALYST IV	P1464	21	1	0	0.0%	0	0.0%	1	0
CARTOGRAPHER II	P8415	15	5	0	0.0%	0	0.0%	2	3
CARTOGRAPHER III	P8416	16	4	0	0.0%	1	25.0%	2	1
CARTOGRAPHER IV	P8417	17	1	0	0.0%	0	0.0%	1	0
CHF OFF OF HIST & ARCHAEOLOGY	P6766	21	1	1	100.0%	0	0.0%	0	0
CHIEF PETROLEUM GEOLOGIST	X0528	26	1	0	0.0%	0	0.0%	1	0
COMMERCIAL ANALYST	X0338	26	6	1	16.7%	0	0.0%	3	2
COMMISSIONER	X0003	0	1	0	0.0%	0	0.0%	1	0
CORR INDUS PROD MGR I	P7665	16	2	0	0.0%	2	100.0%	0	0
CORR INDUS PROD MGR II	P7666	18	1	1	100.0%	0	0.0%	0	0
DATA PROCESSING MGR I	P1641	22	2	0	0.0%	0	0.0%	2	0
DATA PROCESSING MGR III	P1643	24	1	0	0.0%	0	0.0%	0	1
DEP COMMISSIONER	P1951	28	2	0	0.0%	0	0.0%	2	0
DEP DIR AK MH LANDS TRUST OFF	X2004	26	1	0	0.0%	1	100.0%	0	0
DEP. ST. PIPELINE COORD. ENGIN	X1008	24	1	1	100.0%	0	0.0%	0	0
DEPUTY DIRECTOR	X0826	26	1	0	0.0%	1	100.0%	0	0
DEV SPEC II, OPTION B	P2289	20	2	0	0.0%	1	50.0%	1	0
DEV SPEC I, OPTION B	P2287	18	2	0	0.0%	0	0.0%	1	1
DIVISION DIRECTOR	P1901	27	9	1	11.1%	1	11.1%	3	4

Employees in the licensed engineers bargaining unit, some employees on approved leave without pay on June 30, 2011, and other records being audited by Retirement & Benefits at the time of this report are not included in these calculations.

Calculations are based on retirement dates projected by Division of Retirement & Benefits.

Retirement Projections by Department & Job Class

Department of Natural Resources									
				Eligible to Retire					
Job Class	Job Class Code	Range	Employee Count	Less than 1 Year	% Less than 1 Year	Between 1 and 5 years	% Between 1 and 5 years	More than 5 years	No Retirement Date Available
DIVISION OPERATIONS MANAGER	K0051	24	6	3	50.0%	2	33.3%	1	0
ENGINEER/ARCHITECT I	P8913	22	2	1	50.0%	0	0.0%	1	0
ENGINEER/ARCHITECT II	P8914	23	2	0	0.0%	1	50.0%	1	0
ENGINEER/ARCHITECT III	P8915	25	1	0	0.0%	1	100.0%	0	0
ENGINEERING ASSISTANT I	P8910	17	1	0	0.0%	0	0.0%	0	1
ENGINEERING ASSISTANT II	P8911	19	5	0	0.0%	0	0.0%	0	5
ENGINEERING ASSISTANT III	P8912	21	2	0	0.0%	0	0.0%	2	0
ENGINEERING ASSOCIATE	P8925	21	1	0	0.0%	0	0.0%	1	0
ENVIRON IMPACT ANALYST II	P8542	17	1	0	0.0%	0	0.0%	0	1
ENVIRON IMPACT ANALYST III	P8543	19	1	0	0.0%	0	0.0%	1	0
EQUIP OPERATOR (F/LJ/J/SJ)	P9511	53	2	0	0.0%	0	0.0%	2	0
EXEC DIR AK MH LANDS TRUST OFF	X2003	28	1	1	100.0%	0	0.0%	0	0
EXEC SECRETARY III	P1156	16	1	0	0.0%	0	0.0%	1	0
EXECUTIVE DIRECTOR, CACFA	K0056	22	1	1	100.0%	0	0.0%	0	0
FOOD SERVICE (F/L/J/SJ)	P9101	56	1	0	0.0%	0	0.0%	1	0
FOOD SERVICE (F/L/J/SJ)	P9101	57	1	0	0.0%	0	0.0%	1	0
FOOD SERVICE (F/L/J/SJ)	P9101	61	2	1	50.0%	0	0.0%	0	1
FORESTER II	P6622	16	17	2	11.8%	2	11.8%	6	7
FORESTER III	P6623	18	12	3	25.0%	3	25.0%	4	2
FORESTER IV	P6624	20	9	2	22.2%	2	22.2%	4	1
FORESTER V	K0016	22	3	2	66.7%	0	0.0%	1	0
GEOLOGICAL SCIENTIST I	K0014	22	2	2	100.0%	0	0.0%	0	0
GEOLOGIST II	P8341	17	6	1	16.7%	0	0.0%	3	2
GEOLOGIST III	P8342	19	13	0	0.0%	0	0.0%	8	5
GEOLOGIST IV	P8343	21	11	1	9.1%	1	9.1%	5	4
GEOLOGIST V	P8344	22	6	2	33.3%	0	0.0%	4	0
GRANTS ADMINISTRATOR II	P2270	17	2	0	0.0%	1	50.0%	1	0
Employees in the licensed engineers bargaining unit, some employees on approved leave without pay on June 30, 2011, and other records being audited by Retirement & Benefits at the time of this report are not included in these calculations.									
Calculations are based on retirement dates projected by Division of Retirement & Benefits.									

Retirement Projections by Department & Job Class

Department of Natural Resources									
				Eligible to Retire					
Job Class	Job Class Code	Range	Employee Count	Less than 1 Year	% Less than 1 Year	Between 1 and 5 years	% Between 1 and 5 years	More than 5 years	No Retirement Date Available
HISTORIAN I	P6744	16	3	1	33.3%	0	0.0%	1	1
HISTORIAN II	P6745	18	3	1	33.3%	0	0.0%	1	1
HISTORIAN III	P6743	19	1	1	100.0%	0	0.0%	0	0
HYDROLOGIST I	P8326	16	1	1	100.0%	0	0.0%	0	0
HYDROLOGIST II	P8327	18	2	1	50.0%	0	0.0%	1	0
HYDROLOGIST III	P8328	20	1	0	0.0%	0	0.0%	1	0
INFORMATION OFFICER II	P3614	17	1	0	0.0%	0	0.0%	0	1
INFORMATION OFFICER III	P3615	20	1	0	0.0%	0	0.0%	0	1
INTER-GOVERNMENTAL COORDINATOR	X1619	26	1	0	0.0%	0	0.0%	0	1
LAND SURVEY ASST II	P8833	18	2	0	0.0%	0	0.0%	0	2
LAND SURVEY MANAGER I	K0062	23	1	1	100.0%	0	0.0%	0	0
LAND SURVEY MANAGER II	K0063	24	1	1	100.0%	0	0.0%	0	0
LAND SURVEYOR I	P8835	21	6	3	50.0%	1	16.7%	2	0
LAND SURVEYOR II	P8836	22	4	0	0.0%	0	0.0%	3	1
LARGE MINE PROJECT MANAGER	X1943	24	1	0	0.0%	1	100.0%	0	0
LARGE PROJECT COORDINATOR	X1406	23	4	0	0.0%	1	25.0%	2	1
LOAN/COLLECTION OFF I	P2113	16	1	1	100.0%	0	0.0%	0	0
MAIL SVCS COURIER	P1132	9	1	0	0.0%	0	0.0%	0	1
MAINT GEN (F/L/J/SJ)	P9311	52	1	1	100.0%	0	0.0%	0	0
MAINT GEN (F/L/J/SJ)	P9311	53	1	0	0.0%	0	0.0%	1	0
MAINT GEN (F/L/J/SJ)	P9311	54	9	3	33.3%	1	11.1%	4	1
MAINT GEN (F/L/J/SJ)	P9311	56	7	1	14.3%	0	0.0%	2	4
MAINT GEN (F/L/J/SJ)	P9311	58	11	0	0.0%	2	18.2%	3	6
MAINT SPEC BFC (F/LJ/J)	P9323	51	1	1	100.0%	0	0.0%	0	0
MECH AIRCRAFT	P9336	53	1	0	0.0%	0	0.0%	1	0
MECH AUTO	P9331	54	5	1	20.0%	0	0.0%	2	2
MICRO/NETWORK SPEC I	P1633	18	4	1	25.0%	0	0.0%	3	0

Employees in the licensed engineers bargaining unit, some employees on approved leave without pay on June 30, 2011, and other records being audited by Retirement & Benefits at the time of this report are not included in these calculations.

Calculations are based on retirement dates projected by Division of Retirement & Benefits.

Retirement Projections by Department & Job Class

Department of Natural Resources									
				Eligible to Retire					
Job Class	Job Class Code	Range	Employee Count	Less than 1 Year	% Less than 1 Year	Between 1 and 5 years	% Between 1 and 5 years	More than 5 years	No Retirement Date Available
MICRO/NETWORK SPEC II	P1634	20	2	0	0.0%	0	0.0%	2	0
MICRO/NETWORK TECH I	P1631	14	2	1	50.0%	0	0.0%	0	1
MICRO/NETWORK TECH II	P1632	16	4	0	0.0%	1	25.0%	2	1
NATURAL RESOURCE MGR I	P6654	18	24	6	25.0%	2	8.3%	11	5
NATURAL RESOURCE MGR II	P6655	20	19	6	31.6%	3	15.8%	8	2
NATURAL RESOURCE MGR III	P6656	22	10	7	70.0%	1	10.0%	1	1
NATURAL RESOURCE SPEC I	P6641	14	19	2	10.5%	1	5.3%	10	6
NATURAL RESOURCE SPEC II	P6642	16	54	6	11.1%	2	3.7%	22	24
NATURAL RESOURCE SPEC III	P6643	18	42	6	14.3%	5	11.9%	21	10
NATURAL RESOURCE SPEC IV	P6644	21	4	0	0.0%	0	0.0%	4	0
NATURAL RESOURCE SPEC V	P6645	23	4	0	0.0%	1	25.0%	3	0
NATURAL RESOURCE TECH I	P6631	10	1	0	0.0%	0	0.0%	0	1
NATURAL RESOURCE TECH II	P6632	12	28	3	10.7%	3	10.7%	8	14
NATURAL RESOURCE TECH III	P6633	14	6	1	16.7%	0	0.0%	4	1
OFFICE ASSISTANT I	P1134	8	7	0	0.0%	0	0.0%	1	6
OFFICE ASSISTANT II	P1135	10	16	2	12.5%	3	18.8%	4	7
OFFICE ASSISTANT III	K0077	11	1	0	0.0%	1	100.0%	0	0
OIL & GAS REVENUE AUDIT MASTER	X1630	26	2	0	0.0%	0	0.0%	1	1
OIL & GAS REVENUE AUDITOR I	P1273	18	1	0	0.0%	0	0.0%	0	1
OIL & GAS REVENUE AUDITOR II	P1274	20	1	0	0.0%	0	0.0%	1	0
OIL & GAS REVENUE AUDITOR III	P1275	22	2	0	0.0%	0	0.0%	2	0
OIL & GAS REVENUE AUDITOR IV	P1276	24	2	0	0.0%	1	50.0%	1	0
OIL & GAS REVENUE SPECIALIST	P1277	25	1	0	0.0%	1	100.0%	0	0
PARK RANGER I	P6705	16	18	4	22.2%	2	11.1%	8	4
PARK RANGER II	P6706	18	8	0	0.0%	2	25.0%	5	1
PARK SPECIALIST	P6708	14	8	0	0.0%	2	25.0%	4	2
PARK SUPERINTENDENT	P6707	20	5	2	40.0%	2	40.0%	1	0

Employees in the licensed engineers bargaining unit, some employees on approved leave without pay on June 30, 2011, and other records being audited by Retirement & Benefits at the time of this report are not included in these calculations.

Calculations are based on retirement dates projected by Division of Retirement & Benefits.

Retirement Projections by Department & Job Class

Department of Natural Resources									
				Eligible to Retire					
Job Class	Job Class Code	Range	Employee Count	Less than 1 Year	% Less than 1 Year	Between 1 and 5 years	% Between 1 and 5 years	More than 5 years	No Retirement Date Available
PETROLEUM ECONOMIST II	P2215	22	1	0	0.0%	0	0.0%	0	1
PETROLEUM ENGINEER	X1244	26	1	0	0.0%	0	0.0%	1	0
PETROLEUM FACIL INTEG/COMP MGR	X1574	26	1	0	0.0%	0	0.0%	1	0
PETROLEUM FACIL INTEGRITY ENG	X1572	26	1	0	0.0%	0	0.0%	0	1
PETROLEUM GEOLOGIST I	X0527	26	6	2	33.3%	1	16.7%	3	0
PETROLEUM GEOLOGIST II	X0524	26	3	0	0.0%	2	66.7%	0	1
PETROLEUM GEOPHYSICIST I	X1541	26	1	0	0.0%	0	0.0%	1	0
PETROLEUM LAND MANAGER	X0339	26	3	1	33.3%	2	66.7%	0	0
PETROLEUM MANAGER	X0531	26	1	1	100.0%	0	0.0%	0	0
PETROLEUM MARKET ANALYST	X0533	26	1	1	100.0%	0	0.0%	0	0
PETROLEUM RESERVOIR ENGINEER	X0529	26	4	0	0.0%	1	25.0%	1	2
PLANNER III	P2293	19	1	0	0.0%	1	100.0%	0	0
PROCUREMENT SPEC I	P1331	14	2	0	0.0%	1	50.0%	0	1
PROCUREMENT SPEC II	P1332	16	2	2	100.0%	0	0.0%	0	0
PROCUREMENT SPEC IV	P1334	20	1	0	0.0%	1	100.0%	0	0
PROGRAM COORDINATOR II	K0072	20	1	1	100.0%	0	0.0%	0	0
PROJECT ASSISTANT	K0070	16	1	0	0.0%	0	0.0%	0	1
PROJECT ASSISTANT	X0852	20	1	0	0.0%	0	0.0%	0	1
PROJECT ASSISTANT	X0852	23	1	0	0.0%	0	0.0%	0	1
PROJECT COORDINATOR	X0854	20	2	1	50.0%	0	0.0%	1	0
PROJECT MANAGER	X1223	26	1	0	0.0%	0	0.0%	1	0
PUBLICATIONS SPEC I	P3606	13	2	0	0.0%	1	50.0%	0	1
PUBLICATIONS SPEC II	P3607	16	3	0	0.0%	1	33.3%	1	1
PUBLICATIONS SPEC III	P3608	19	3	0	0.0%	0	0.0%	2	1
RADIO DISPATCHER II	P1115	12	1	0	0.0%	0	0.0%	1	0
RECORDER I	P7520	10	2	0	0.0%	0	0.0%	0	2
RECORDER II	P7521	11	26	7	26.9%	0	0.0%	7	12

Employees in the licensed engineers bargaining unit, some employees on approved leave without pay on June 30, 2011, and other records being audited by Retirement & Benefits at the time of this report are not included in these calculations.

Calculations are based on retirement dates projected by Division of Retirement & Benefits.

Retirement Projections by Department & Job Class

Department of Natural Resources									
				Eligible to Retire					
Job Class	Job Class Code	Range	Employee Count	Less than 1 Year	% Less than 1 Year	Between 1 and 5 years	% Between 1 and 5 years	More than 5 years	No Retirement Date Available
RECORDER III	P7522	13	4	0	0.0%	2	50.0%	1	1
RECORDER IV	P7523	15	3	1	33.3%	0	0.0%	2	0
RECORDER MGR	P7524	17	2	0	0.0%	0	0.0%	2	0
RECORDER TECHNICIAN	P7527	12	5	0	0.0%	2	40.0%	2	1
RECORDER TECHNICIAN SUPERVISOR	P7528	15	1	0	0.0%	0	0.0%	1	0
SAFETY OFFICER	P1947	18	1	0	0.0%	1	100.0%	0	0
SECRETARY	P1151	11	1	0	0.0%	0	0.0%	0	1
SPEC ASST TO THE COMM I	P1917	21	1	0	0.0%	0	0.0%	1	0
SPEC ASST TO THE COMM II	P1918	23	1	0	0.0%	0	0.0%	1	0
STATE LOGISTIC CTR COORDINATOR	K0013	16	1	1	100.0%	0	0.0%	0	0
STATE RECORDER	P7526	22	1	0	0.0%	1	100.0%	0	0
STOCK & PARTS SVCS (L/J/SJ)	P9911	53	1	0	0.0%	0	0.0%	1	0
STOCK & PARTS SVCS (L/J/SJ)	P9911	54	3	1	33.3%	0	0.0%	2	0
STOCK & PARTS SVCS (L/J/SJ)	P9911	55	4	0	0.0%	0	0.0%	3	1
STOCK & PARTS SVCS (L/J/SJ)	P9911	57	8	0	0.0%	1	12.5%	4	3
SUPPLY TECHNICIAN II	P1311	12	1	1	100.0%	0	0.0%	0	0
TECH ENG / ARCHITECT II	P8921	25	1	0	0.0%	0	0.0%	1	0
TECHNICAL ENG I/ARCHITECT I	P8920	24	2	0	0.0%	0	0.0%	2	0
TRAINING SPECIALIST I	P1471	16	1	1	100.0%	0	0.0%	0	0
TRUST RESOURCE MANAGER	X2005	17	1	0	0.0%	0	0.0%	1	0
TRUST RESOURCE MANAGER	X2005	19	1	0	0.0%	0	0.0%	1	0
TRUST RESOURCE MANAGER	X2005	20	1	1	100.0%	0	0.0%	0	0
TRUST RESOURCE MANAGER	X2005	22	1	0	0.0%	0	0.0%	0	1
TRUST RESOURCE MANAGER	X2005	23	2	1	50.0%	0	0.0%	1	0
TRUST RESOURCE TECHNICIAN	X2006	14	1	1	100.0%	0	0.0%	0	0
TRUST RESOURCE TECHNICIAN	X2006	16	1	0	0.0%	0	0.0%	1	0
WILDLAND FIRE DISPATCHER I	K0008	11	2	0	0.0%	0	0.0%	0	2

Employees in the licensed engineers bargaining unit, some employees on approved leave without pay on June 30, 2011, and other records being audited by Retirement & Benefits at the time of this report are not included in these calculations.

Calculations are based on retirement dates projected by Division of Retirement & Benefits.

Retirement Projections by Department & Job Class

Department of Natural Resources									
				Eligible to Retire					
Job Class	Job Class Code	Range	Employee Count	Less than 1 Year	% Less than 1 Year	Between 1 and 5 years	% Between 1 and 5 years	More than 5 years	No Retirement Date Available
WILDLAND FIRE DISPATCHER II	K0009	13	15	3	20.0%	1	6.7%	5	6
WILDLAND FIRE DISPATCHER III	K0010	15	6	3	50.0%	0	0.0%	3	0
WILDLAND FIRE/RESOURCE TECH I	P6605	8	6	0	0.0%	0	0.0%	0	6
WILDLAND FIRE/RESOURCE TECH II	P6606	10	24	0	0.0%	0	0.0%	4	20
WILDLAND FIRE/RESOURCE TECH IV	P6608	14	16	3	18.8%	0	0.0%	12	1
WILDLAND FIRE/RESOURCE TECH V	K0011	15	8	3	37.5%	1	12.5%	2	2
WILDLAND FIRE/RESOURC TECH III	P6607	12	40	3	7.5%	0	0.0%	26	11
Employees in the licensed engineers bargaining unit, some employees on approved leave without pay on June 30, 2011, and other records being audited by Retirement & Benefits at the time of this report are not included in these calculations.									
Calculations are based on retirement dates projected by Division of Retirement & Benefits.									

Retirement Projections by Department & Job Class

Department of Public Safety									
				Eligible to Retire					
Job Class	Job Class Code	Range	Employee Count	Less than 1 Year	% Less than 1 Year	Between 1 and 5 years	% Between 1 and 5 years	More than 5 years	No Retirement Date Available
ACCOUNTANT III	P1206	18	1	0	0.0%	0	0.0%	1	0
ACCOUNTANT V	P1208	22	1	0	0.0%	0	0.0%	1	0
ACCOUNTING CLERK	P1203	10	8	1	12.5%	0	0.0%	1	6
ACCOUNTING TECH I	P1210	12	3	0	0.0%	0	0.0%	1	2
ACCOUNTING TECH II	P1211	14	3	0	0.0%	0	0.0%	2	1
ACCOUNTING TECH III	P1212	16	2	0	0.0%	0	0.0%	1	1
ADMIN ASST III	K0053	15	5	1	20.0%	0	0.0%	4	0
ADMIN INVESTIGATOR I - DPS	K0074	21	1	0	0.0%	0	0.0%	1	0
ADMIN INVESTIGATOR II - DPS	K0075	22	1	0	0.0%	1	100.0%	0	0
ADMINISTRATIVE ASSISTANT I	K0017	12	11	1	9.1%	3	27.3%	4	3
ADMINISTRATIVE ASSISTANT II	K0018	14	10	1	10.0%	4	40.0%	4	1
ADMINISTRATIVE OFFICER I	K0019	17	1	0	0.0%	0	0.0%	0	1
ADMINISTRATIVE OFFICER II	K0020	19	1	1	100.0%	0	0.0%	0	0
ADMIN OPERATIONS MGR I	K0021	22	1	0	0.0%	1	100.0%	0	0
AIRCRAFT PILOT I	P9631	16	1	1	100.0%	0	0.0%	0	0
AIRCRAFT PILOT II	P9632	19	3	1	33.3%	0	0.0%	1	1
AIRCRAFT SUPERVISOR	P9638	20	1	0	0.0%	0	0.0%	1	0
AK AUTO FP ID SYS OP I	P7752	15	3	1	33.3%	0	0.0%	1	1
AK AUTO FP ID SYS OP II	P7753	17	1	0	0.0%	1	100.0%	0	0
ANALYST/PROGRAMMER II	P1622	16	1	0	0.0%	0	0.0%	0	1
ANALYST/PROGRAMMER III	P1623	18	1	0	0.0%	0	0.0%	0	1
ANALYST/PROGRAMMER IV	P1624	20	5	1	20.0%	1	20.0%	1	2
ANALYST/PROGRAMMER V	P1625	22	4	3	75.0%	0	0.0%	0	1
ASST ST FIRE MARSHAL	P7865	22	1	0	0.0%	0	0.0%	1	0
BOAT OFFICER I	P9655	13	3	0	0.0%	0	0.0%	2	1
BOAT OFFICER III	P9657	17	4	0	0.0%	0	0.0%	3	1
BOAT OFFICER IV	P9658	19	2	0	0.0%	1	50.0%	1	0

Employees in the licensed engineers bargaining unit, some employees on approved leave without pay on June 30, 2011, and other records being audited by Retirement & Benefits at the time of this report are not included in these calculations.

Calculations are based on retirement dates projected by Division of Retirement & Benefits.

Retirement Projections by Department & Job Class

Department of Public Safety									
				Eligible to Retire					
Job Class	Job Class Code	Range	Employee Count	Less than 1 Year	% Less than 1 Year	Between 1 and 5 years	% Between 1 and 5 years	More than 5 years	No Retirement Date Available
BUDGET ANALYST IV	P1464	21	1	1	100.0%	0	0.0%	0	0
BUILDING MGMT SPECIALIST	P8458	19	1	1	100.0%	0	0.0%	0	0
BUILDING PLANS EXAMINER	P7866	19	4	2	50.0%	0	0.0%	1	1
BUSINESS REG EXAMINER	P2320	13	1	0	0.0%	0	0.0%	1	0
CAPTAIN, AK STATE TROOPERS	P7708	24	11	10	90.9%	1	9.1%	0	0
CHIEF, CRIM REC & ID BUREAU	P7755	22	1	1	100.0%	0	0.0%	0	0
COMM CENTER SUPVR, PS	P1120	14	1	0	0.0%	1	100.0%	0	0
COMMISSIONER	X0003	0	1	1	100.0%	0	0.0%	0	0
CORPORAL PS	P7704	77	4	0	0.0%	0	0.0%	3	1
COURT SERVICES OFFICER	P7702	74	57	5	8.8%	5	8.8%	27	20
CRIMINAL JUSTICE PLANNER	P2221	21	2	1	50.0%	0	0.0%	1	0
CRIMINAL JUSTICE SPECIALIST	P7013	16	1	0	0.0%	1	100.0%	0	0
CRIMINAL JUSTICE TECHNICIAN I	P7011	12	30	4	13.3%	2	6.7%	21	3
CRIMINAL JUSTICE TECHNICIAN II	P7012	14	5	1	20.0%	0	0.0%	4	0
DATA COMMUNICATIONS SPEC II	P1662	21	1	0	0.0%	0	0.0%	1	0
DATA PROCESSING MGR I	P1641	22	1	0	0.0%	0	0.0%	0	1
DATA PROCESSING MGR III	P1643	24	1	0	0.0%	0	0.0%	1	0
DEP COMMISSIONER	P1951	28	1	1	100.0%	0	0.0%	0	0
DEP FIRE MARSHAL I	P7864	76	6	1	16.7%	1	16.7%	2	2
DEP FIRE MARSHAL II	P7862	21	1	0	0.0%	0	0.0%	1	0
DIVISION DIRECTOR	P1901	27	6	5	83.3%	1	16.7%	0	0
ENVIRO SERVICES (F/L/J)	P9171	60	2	1	50.0%	1	50.0%	0	0
EX DIR AK POLICE STD CNCL ADMI	P7780	23	1	1	100.0%	0	0.0%	0	0
EXEC SECRETARY II	P1154	14	1	0	0.0%	1	100.0%	0	0
EXECUTIVE DIRECTOR CDVSA	X1999	24	1	0	0.0%	0	0.0%	0	1
FIRE TRAINING ADMIN	P7861	21	2	0	0.0%	0	0.0%	1	1
FIRE TRAINING SPECIALIST	P7860	19	4	1	25.0%	0	0.0%	3	0

Employees in the licensed engineers bargaining unit, some employees on approved leave without pay on June 30, 2011, and other records being audited by Retirement & Benefits at the time of this report are not included in these calculations.

Calculations are based on retirement dates projected by Division of Retirement & Benefits.

Retirement Projections by Department & Job Class

Department of Public Safety									
				Eligible to Retire					
Job Class	Job Class Code	Range	Employee Count	Less than 1 Year	% Less than 1 Year	Between 1 and 5 years	% Between 1 and 5 years	More than 5 years	No Retirement Date Available
FORENSIC LABORATORY MANAGER	K0041	23	1	0	0.0%	0	0.0%	0	1
FORENSIC SCIENT/DNA TECH MGR	K0040	22	1	0	0.0%	1	100.0%	0	0
FORENSIC SCIENTIST II- DNA	K0037	17	4	0	0.0%	0	0.0%	1	3
FORENSIC SCIENTIST III-CHEMIST	K0030	19	3	0	0.0%	0	0.0%	2	1
FORENSIC SCIENTIST III - DNA	K0038	19	7	0	0.0%	0	0.0%	4	3
FORENSIC SCIENTIST III-PHYSIC	K0034	19	5	1	20.0%	0	0.0%	3	1
FORENSIC SCIENTIST IV-CHEMIST	K0031	21	2	2	100.0%	0	0.0%	0	0
FORENSIC SCIENTIST IV - DNA	K0039	21	1	0	0.0%	0	0.0%	0	1
FORENSIC SCIENTIST IV-PHYSICAL	K0035	21	3	0	0.0%	0	0.0%	2	1
FORENSIC TECH II	K0027	15	2	0	0.0%	0	0.0%	2	0
FORENSIC TECHNICIAN I	P5660	13	6	0	0.0%	1	16.7%	1	4
GRANTS ADMINISTRATOR I	P2269	14	1	1	100.0%	0	0.0%	0	0
GRANTS ADMINISTRATOR III	P2271	19	1	0	0.0%	0	0.0%	1	0
INFORMATION OFFICER II	P3614	17	2	0	0.0%	0	0.0%	0	2
INFORMATION OFFICER III	P3615	20	1	0	0.0%	0	0.0%	1	0
INVESTIGATOR III	P7768	18	3	1	33.3%	0	0.0%	2	0
INVESTIGATOR IV	P7769	20	1	0	0.0%	0	0.0%	1	0
LIEUTENANT, AK STATE TROOPERS	P7706	23	24	5	20.8%	15	62.5%	4	0
MAIL SVCS COURIER	P1132	9	1	0	0.0%	1	100.0%	0	0
MAINT GEN (F/L/J/SJ)	P9311	54	2	0	0.0%	0	0.0%	1	1
MAINT SPEC BFC (F/LJ/J)	P9323	51	1	0	0.0%	0	0.0%	1	0
MAJOR, AK STATE TROOPERS	P7709	25	2	2	100.0%	0	0.0%	0	0
MECH AIRCRAFT	P9336	51	1	0	0.0%	0	0.0%	1	0
MECH AIRCRAFT	P9336	53	5	1	20.0%	1	20.0%	1	2
MECH AUTO	P9331	53	1	0	0.0%	0	0.0%	1	0
MICRO/NETWORK SPEC I	P1633	18	3	0	0.0%	0	0.0%	0	3
MICRO/NETWORK SPEC II	P1634	20	2	0	0.0%	0	0.0%	1	1

Employees in the licensed engineers bargaining unit, some employees on approved leave without pay on June 30, 2011, and other records being audited by Retirement & Benefits at the time of this report are not included in these calculations.

Calculations are based on retirement dates projected by Division of Retirement & Benefits.

Retirement Projections by Department & Job Class

Department of Public Safety									
				Eligible to Retire					
Job Class	Job Class Code	Range	Employee Count	Less than 1 Year	% Less than 1 Year	Between 1 and 5 years	% Between 1 and 5 years	More than 5 years	No Retirement Date Available
MICRO/NETWORK TECH II	P1632	16	2	1	50.0%	0	0.0%	0	1
OFFICE ASSISTANT I	P1134	8	20	2	10.0%	2	10.0%	5	11
OFFICE ASSISTANT II	P1135	10	37	2	5.4%	5	13.5%	12	18
OFFICE ASSISTANT III	K0077	11	20	5	25.0%	2	10.0%	5	8
OFFICE ASSISTANT IV	P1136	12	1	0	0.0%	0	0.0%	1	0
PARALEGAL II	P7106	16	1	0	0.0%	0	0.0%	1	0
PROCUREMENT SPEC I	P1331	14	1	0	0.0%	0	0.0%	1	0
PROCUREMENT SPEC II	P1332	16	1	0	0.0%	0	0.0%	1	0
PROCUREMENT SPEC III	P1333	18	1	0	0.0%	0	0.0%	0	1
PROCUREMENT SPEC IV	P1334	20	1	0	0.0%	1	100.0%	0	0
PROGRAM COORDINATOR I	K0071	18	3	2	66.7%	1	33.3%	0	0
PROGRAM COORDINATOR II	K0072	20	3	0	0.0%	0	0.0%	3	0
PUBLIC SAFETY TECHNICIAN I	P7725	9	15	0	0.0%	0	0.0%	1	14
PUBLIC SAFETY TECHNICIAN II	P7726	11	18	1	5.6%	1	5.6%	4	12
RADIO DISPATCHER I	P1114	11	1	0	0.0%	0	0.0%	1	0
RADIO DISPATCHER II	P1115	12	28	2	7.1%	2	7.1%	12	12
RADIO DISPATCHER III	P1118	13	6	0	0.0%	0	0.0%	6	0
RECORDS & LICENSING SPVR	P1905	16	2	0	0.0%	0	0.0%	2	0
REGULATIONS SPEC I	P2340	13	1	0	0.0%	0	0.0%	1	0
RESEARCH ANALYST II	P1793	16	1	1	100.0%	0	0.0%	0	0
SECRETARY	P1151	11	5	1	20.0%	0	0.0%	3	1
SERGEANT PS	P7705	78	64	12	18.8%	11	17.2%	40	1
SPEC ASST TO THE COMM II	P1918	23	2	0	0.0%	1	50.0%	1	0
STATE TROOPER	P7703	76	255	13	5.1%	12	4.7%	154	76
STATE TROOPER RECRUIT	P7710	74	16	0	0.0%	0	0.0%	1	15
STATISTICAL TECHNICIAN II	P1707	14	1	0	0.0%	0	0.0%	1	0
STOCK & PARTS SVCS (L/J/SJ)	P9911	55	2	1	50.0%	1	50.0%	0	0

Employees in the licensed engineers bargaining unit, some employees on approved leave without pay on June 30, 2011, and other records being audited by Retirement & Benefits at the time of this report are not included in these calculations.

Calculations are based on retirement dates projected by Division of Retirement & Benefits.

Retirement Projections by Department & Job Class

Department of Public Safety									
				Eligible to Retire					
Job Class	Job Class Code	Range	Employee Count	Less than 1 Year	% Less than 1 Year	Between 1 and 5 years	% Between 1 and 5 years	More than 5 years	No Retirement Date Available
SUPPLY TECHNICIAN II	P1311	12	1	0	0.0%	0	0.0%	1	0
TAP FIRE SAFETY SPECIALIST	P7868	21	1	0	0.0%	0	0.0%	1	0
TRAINING SPECIALIST I	P1471	16	1	0	0.0%	0	0.0%	1	0
VESSEL TECHNICIAN II	P9665	16	4	0	0.0%	0	0.0%	3	1
VISUAL INFO SPEC	P3612	17	1	0	0.0%	0	0.0%	1	0
Employees in the licensed engineers bargaining unit, some employees on approved leave without pay on June 30, 2011, and other records being audited by Retirement & Benefits at the time of this report are not included in these calculations.									
Calculations are based on retirement dates projected by Division of Retirement & Benefits.									

Retirement Projections by Department & Job Class

Department of Revenue									
				Eligible to Retire					
Job Class	Job Class Code	Range	Employee Count	Less than 1 Year	% Less than 1 Year	Between 1 and 5 years	% Between 1 and 5 years	More than 5 years	No Retirement Date Available
ACCOUNTANT	X0225	19	2	0	0.0%	1	50.0%	1	0
ACCOUNTANT	X0701	16	3	0	0.0%	0	0.0%	2	1
ACCOUNTANT	X0701	18	1	0	0.0%	0	0.0%	1	0
ACCOUNTANT III	P1206	18	5	1	20.0%	0	0.0%	4	0
ACCOUNTANT IV	P1207	20	7	1	14.3%	1	14.3%	4	1
ACCOUNTING CLERK	P1203	10	7	1	14.3%	0	0.0%	1	5
ACCOUNTING TECH I	P1210	12	10	1	10.0%	2	20.0%	1	6
ACCOUNTING TECH II	P1211	14	18	2	11.1%	2	11.1%	12	2
ACCOUNTING TECH III	P1212	16	12	0	0.0%	2	16.7%	9	1
ACCOUNTING TECHNICIAN IV	P1235	18	1	0	0.0%	0	0.0%	1	0
ADMIN ASST III	K0053	15	1	0	0.0%	0	0.0%	0	1
ADMINISTRATIVE ASSISTANT	X0033	12	1	0	0.0%	0	0.0%	0	1
ADMINISTRATIVE ASSISTANT	X0751	13	1	0	0.0%	0	0.0%	0	1
ADMINISTRATIVE ASSISTANT	X0941	12	1	0	0.0%	0	0.0%	0	1
ADMINISTRATIVE ASSISTANT I	K0017	12	3	1	33.3%	0	0.0%	1	1
ADMINISTRATIVE ASSISTANT II	K0018	14	6	0	0.0%	1	16.7%	4	1
ADMINISTRATIVE MANAGER	X1266	20	1	0	0.0%	0	0.0%	1	0
ADMINISTRATIVE OFFICER	X0044	20	2	0	0.0%	1	50.0%	1	0
ADMINISTRATIVE OFFICER	X0659	18	1	0	0.0%	0	0.0%	1	0
ADMINISTRATIVE OFFICER I	K0019	17	4	1	25.0%	0	0.0%	2	1
ADMINISTRATIVE OFFICER II	K0020	19	2	0	0.0%	0	0.0%	1	1
ADMINISTRATIVE SPECIALIST	X0553	14	2	0	0.0%	1	50.0%	1	0
ADMINISTRATIVE SPECIALIST	X0553	16	1	0	0.0%	0	0.0%	0	1
ADMINISTRATIVE SPECIALIST	X0553	18	1	0	0.0%	0	0.0%	1	0
ADMIN OPERATIONS MGR I	K0021	22	1	1	100.0%	0	0.0%	0	0
ANALYST/PROGRAMMER I	P1621	14	2	0	0.0%	0	0.0%	0	2
ANALYST/PROGRAMMER II	P1622	16	1	0	0.0%	0	0.0%	0	1

Employees in the licensed engineers bargaining unit, some employees on approved leave without pay on June 30, 2011, and other records being audited by Retirement & Benefits at the time of this report are not included in these calculations.

Calculations are based on retirement dates projected by Division of Retirement & Benefits.

Retirement Projections by Department & Job Class

Department of Revenue									
Job Class	Job Class Code	Range	Employee Count	Eligible to Retire					No Retirement Date Available
				Less than 1 Year	% Less than 1 Year	Between 1 and 5 years	% Between 1 and 5 years	More than 5 years	
ANALYST/PROGRAMMER III	P1623	18	5	1	20.0%	1	20.0%	1	2
ANALYST/PROGRAMMER IV	P1624	20	10	1	10.0%	2	20.0%	4	3
ANALYST/PROGRAMMER V	P1625	22	3	1	33.3%	0	0.0%	2	0
ASSISTANT INVESTMENT OFFICER	X1182	16	1	0	0.0%	0	0.0%	0	1
ASSISTANT INVESTMENT OFFICER	X1182	20	2	1	50.0%	0	0.0%	0	1
ASST CHF,REVENUE ECON RESEARCH	K0064	25	1	0	0.0%	0	0.0%	1	0
ASST LONG TERM CARE OMBUDSMAN	X1458	18	1	0	0.0%	0	0.0%	1	0
ASST LTC OMB/VOL COORD	X1512	18	1	0	0.0%	1	100.0%	0	0
AUDIT MASTER	X1639	27	3	0	0.0%	0	0.0%	2	1
BUDGET COORDINATOR	X1485	19	1	0	0.0%	1	100.0%	0	0
BUDGET MANAGER	P1465	22	1	0	0.0%	1	100.0%	0	0
CEO AK NAT GAS DEV AUTH	X1383	28	1	1	100.0%	0	0.0%	0	0
CHIEF EXECUTIVE OFFICER	X1486	27	1	0	0.0%	1	100.0%	0	0
CHIEF FINANCIAL OFFICER	X0428	24	1	0	0.0%	0	0.0%	1	0
CHIEF FINANCIAL OFFICER	X0428	30	1	0	0.0%	0	0.0%	1	0
CHIEF INVESTMENT OFFICER	X0426	30	1	0	0.0%	0	0.0%	0	1
CHIEF OF REVENUE OPERATIONS	P1265	26	1	0	0.0%	0	0.0%	0	1
CHIEF OPERATING OFFICER	X1487	26	1	0	0.0%	1	100.0%	0	0
CHILD SUPPORT MANAGER	P4153	21	2	1	50.0%	1	50.0%	0	0
CHILD SUPPORT SPEC I	P4150	14	86	11	12.8%	14	16.3%	38	23
CHILD SUPPORT SPEC II	P4151	16	19	3	15.8%	4	21.1%	11	1
CHILD SUPPORT SPEC III	P4152	18	6	0	0.0%	2	33.3%	4	0
COMMISSIONER	X0003	0	1	0	0.0%	0	0.0%	1	0
COMMUNICATIONS MANAGER	X0285	21	1	1	100.0%	0	0.0%	0	0
CONTROLLER	X0560	24	1	0	0.0%	0	0.0%	1	0
CORPORATE INCOME TAX AUDIT I	P1282	18	3	0	0.0%	0	0.0%	0	3
CORPORATE INCOME TAX AUDIT II	P1283	20	1	0	0.0%	0	0.0%	0	1
Employees in the licensed engineers bargaining unit, some employees on approved leave without pay on June 30, 2011, and other records being audited by Retirement & Benefits at the time of this report are not included in these calculations.									
Calculations are based on retirement dates projected by Division of Retirement & Benefits.									

Retirement Projections by Department & Job Class

Department of Revenue									
Job Class	Job Class Code	Range	Employee Count	Eligible to Retire					No Retirement Date Available
				Less than 1 Year	% Less than 1 Year	Between 1 and 5 years	% Between 1 and 5 years	More than 5 years	
CORPORATE INCOME TAX AUDIT III	P1284	22	1	0	0.0%	0	0.0%	1	0
CORPORATE INCOME TAX AUDIT IV	P1285	24	2	0	0.0%	0	0.0%	1	1
DATABASE SPECIALIST III	P1828	22	1	0	0.0%	0	0.0%	1	0
DATA PROCESSING MGR I	P1641	22	1	0	0.0%	0	0.0%	1	0
DATA PROCESSING MGR II	P1642	23	3	1	33.3%	2	66.7%	0	0
DATA PROCESSING MGR III	P1643	24	1	0	0.0%	0	0.0%	1	0
DEP COMMISSIONER	P1951	28	2	1	50.0%	0	0.0%	1	0
DEPUTY DIRECTOR, TAX DIVISION	P1267	27	1	0	0.0%	0	0.0%	1	0
DEPUTY LONG TERM CARE OMBUDSMA	X1740	21	1	0	0.0%	0	0.0%	0	1
DIRECTOR OF COMMUNICATIONS-PFC	X0559	24	1	0	0.0%	0	0.0%	1	0
DIR OF INFORMATION TECHNOLOGY	X1314	24	1	0	0.0%	0	0.0%	1	0
DIVISION DIRECTOR	P1901	27	2	1	50.0%	0	0.0%	0	1
ECONOMIST III	P2208	20	1	0	0.0%	0	0.0%	0	1
EXECUTIVE DIRECTOR,PFC	X0467	30	1	1	100.0%	0	0.0%	0	0
EXECUTIVE SECRETARY I	X0806	12	1	0	0.0%	1	100.0%	0	0
GENERAL COUNSEL	X1651	25	1	0	0.0%	0	0.0%	0	1
GRANTS ACCOUNTABILITY MANAGER	X1654	19	1	0	0.0%	0	0.0%	0	1
GRANTS ADMINISTRATOR MANAGER	X1652	21	1	0	0.0%	0	0.0%	1	0
INCOME & EXCISE TAX SPECIALIST	P1286	25	1	1	100.0%	0	0.0%	0	0
INFORMATION TECHNOLOGY SPEC	X1312	20	1	0	0.0%	0	0.0%	1	0
INTERNAL AUDITOR I	P1290	16	1	0	0.0%	0	0.0%	1	0
INTERNAL AUDITOR II	P1291	19	1	0	0.0%	1	100.0%	0	0
INVESTIGATOR III	P7768	18	7	2	28.6%	0	0.0%	4	1
INVESTIGATOR IV	P7769	20	3	0	0.0%	1	33.3%	2	0
INVESTMENT ASSOCIATE	X0557	18	1	0	0.0%	0	0.0%	1	0
INVESTMENT ASSOCIATE	X0557	20	3	0	0.0%	1	33.3%	1	1
INVESTMENT OFFICER	X0554	25	5	0	0.0%	0	0.0%	3	2
Employees in the licensed engineers bargaining unit, some employees on approved leave without pay on June 30, 2011, and other records being audited by Retirement & Benefits at the time of this report are not included in these calculations.									
Calculations are based on retirement dates projected by Division of Retirement & Benefits.									

Retirement Projections by Department & Job Class

Department of Revenue									
				Eligible to Retire					
Job Class	Job Class Code	Range	Employee Count	Less than 1 Year	% Less than 1 Year	Between 1 and 5 years	% Between 1 and 5 years	More than 5 years	No Retirement Date Available
LONG-TERM CARE OMBUDSMAN	P5990	23	1	1	100.0%	0	0.0%	0	0
LONG TERM CARE SPECIALIST	X1649	16	1	0	0.0%	0	0.0%	1	0
MICROFILM/IMAGING OPER I	P9811	10	2	1	50.0%	1	50.0%	0	0
MICROFILM/IMAGING OPER II	P9812	12	2	1	50.0%	0	0.0%	1	0
MICRO/NETWORK SPEC I	P1633	18	4	0	0.0%	0	0.0%	3	1
MICRO/NETWORK SPEC II	P1634	20	1	0	0.0%	0	0.0%	1	0
MICRO/NETWORK TECH I	P1631	14	1	0	0.0%	0	0.0%	1	0
MICRO/NETWORK TECH II	P1632	16	4	0	0.0%	1	25.0%	1	2
OFFICE ASSISTANT I	P1134	8	11	1	9.1%	0	0.0%	0	10
OFFICE ASSISTANT II	P1135	10	43	1	2.3%	3	7.0%	14	25
OFFICE ASSISTANT III	K0077	11	1	0	0.0%	0	0.0%	0	1
OIL & GAS REVENUE AUDITOR I	P1273	18	1	0	0.0%	0	0.0%	1	0
OIL & GAS REVENUE AUDITOR II	P1274	20	5	1	20.0%	0	0.0%	2	2
OIL & GAS REVENUE AUDITOR III	P1275	22	4	1	25.0%	0	0.0%	1	2
OIL & GAS REVENUE AUDITOR IV	P1276	24	4	1	25.0%	0	0.0%	2	1
OPERATIONS RES ANL I	P1890	21	1	0	0.0%	0	0.0%	0	1
PARALEGAL I	P7105	14	1	0	0.0%	0	0.0%	0	1
PETROLEUM ECONOMIST II	P2215	22	3	1	33.3%	0	0.0%	1	1
PETROLEUM ECON POLICY ANALYST	K0065	24	1	0	0.0%	1	100.0%	0	0
PFD MANAGER	P1270	22	1	0	0.0%	0	0.0%	0	1
PFD SPECIALIST I	P1218	16	8	1	12.5%	0	0.0%	4	3
PFD SPECIALIST II	P1219	18	2	1	50.0%	0	0.0%	0	1
PFD TECHNICIAN I	P1215	10	6	0	0.0%	0	0.0%	0	6
PFD TECHNICIAN II	P1216	12	20	4	20.0%	2	10.0%	5	9
PFD TECHNICIAN III	P1217	14	4	0	0.0%	0	0.0%	2	2
PROCUREMENT SPEC III	P1333	18	1	0	0.0%	0	0.0%	1	0
PROGRAM COORDINATOR II	K0072	20	1	0	0.0%	0	0.0%	0	1

Employees in the licensed engineers bargaining unit, some employees on approved leave without pay on June 30, 2011, and other records being audited by Retirement & Benefits at the time of this report are not included in these calculations.

Calculations are based on retirement dates projected by Division of Retirement & Benefits.

Retirement Projections by Department & Job Class

Department of Revenue									
				Eligible to Retire					
Job Class	Job Class Code	Range	Employee Count	Less than 1 Year	% Less than 1 Year	Between 1 and 5 years	% Between 1 and 5 years	More than 5 years	No Retirement Date Available
PUBLICATIONS SPECIALIST II	X1671	16	1	0	0.0%	0	0.0%	0	1
REVENUE APPEALS OFFICER I	P7305	23	2	0	0.0%	0	0.0%	1	1
REVENUE APPEALS OFFICER II	P7306	25	3	1	33.3%	0	0.0%	1	1
REVENUE APPEALS SUPERVISOR	P7307	26	1	0	0.0%	0	0.0%	1	0
REVENUE AUDIT SUPVR I	P1263	24	2	1	50.0%	1	50.0%	0	0
REVENUE AUDIT SUPVR II	P1264	25	4	0	0.0%	0	0.0%	3	1
SECRETARY	P1151	11	1	0	0.0%	0	0.0%	1	0
SENIOR PROGRAM OFFICER	X1610	24	1	1	100.0%	0	0.0%	0	0
SPECIAL ASSISTANT	X0619	21	1	0	0.0%	0	0.0%	1	0
SPECIAL ASSISTANT	X1157	17	1	0	0.0%	0	0.0%	1	0
SR INFORMATION TECHNOLOGY SPEC	X1313	21	1	0	0.0%	0	0.0%	1	0
STATE COMPTROLLER	P1230	27	1	0	0.0%	0	0.0%	0	1
STATE INVESTMENT OFFICER I	X0879	18	1	0	0.0%	0	0.0%	1	0
STATE INVESTMENT OFFICER II	X0880	22	10	0	0.0%	0	0.0%	9	1
STATE INVESTMENT OFFICER III	X0881	24	4	0	0.0%	0	0.0%	4	0
STATE INVESTMENT OFFICER IV	X0882	30	1	1	100.0%	0	0.0%	0	0
STATE PETRO PROP ASSESS	P1266	26	1	0	0.0%	0	0.0%	1	0
SYSTEMS PROGRAMMER II	P1652	22	2	0	0.0%	0	0.0%	2	0
TAX AUDITOR II	P1259	18	1	0	0.0%	0	0.0%	0	1
TAX AUDITOR III	P1260	20	7	1	14.3%	0	0.0%	6	0
TAX AUDITOR IV	P1261	22	2	2	100.0%	0	0.0%	0	0
TAX TECHNICIAN I	P1254	10	4	0	0.0%	0	0.0%	1	3
TAX TECHNICIAN II	P1257	12	3	1	33.3%	0	0.0%	1	1
TAX TECHNICIAN III	P1255	14	14	3	21.4%	1	7.1%	7	3
TAX TECHNICIAN IV	P1256	16	2	1	50.0%	0	0.0%	1	0
TRUST PROGRAM OFFICER	X1650	22	4	1	25.0%	0	0.0%	2	1
UNCLAIMED PROPERTY MANAGER	P1271	18	1	0	0.0%	0	0.0%	1	0

Employees in the licensed engineers bargaining unit, some employees on approved leave without pay on June 30, 2011, and other records being audited by Retirement & Benefits at the time of this report are not included in these calculations.

Calculations are based on retirement dates projected by Division of Retirement & Benefits.

Retirement Projections by Department & Job Class

Department of Transportation and Public Facilities									
				Eligible to Retire					
Job Class	Job Class Code	Range	Employee Count	Less than 1 Year	% Less than 1 Year	Between 1 and 5 years	% Between 1 and 5 years	More than 5 years	No Retirement Date Available
A/B BOS'N	M0004	0	15	3	20.0%	4	26.7%	8	0
ABLE SEAMAN	M0011	0	63	7	11.1%	9	14.3%	36	11
ACCOUNTANT II	P1205	16	3	1	33.3%	0	0.0%	2	0
ACCOUNTANT III	P1206	18	5	0	0.0%	0	0.0%	4	1
ACCOUNTANT IV	P1207	20	3	0	0.0%	0	0.0%	3	0
ACCOUNTANT V	P1208	22	1	0	0.0%	0	0.0%	1	0
ACCOUNTING CLERK	P1203	10	15	1	6.7%	1	6.7%	3	10
ACCOUNTING TECH I	P1210	12	19	3	15.8%	1	5.3%	7	8
ACCOUNTING TECH II	P1211	14	20	2	10.0%	2	10.0%	11	5
ACCOUNTING TECH III	P1212	16	13	2	15.4%	3	23.1%	8	0
ACCOUNTING TECHNICIAN IV	P1235	18	3	1	33.3%	1	33.3%	1	0
ADMIN ASST III	K0053	15	14	1	7.1%	2	14.3%	11	0
ADMINISTRATIVE ASSISTANT I	K0017	12	12	4	33.3%	1	8.3%	4	3
ADMINISTRATIVE ASSISTANT II	K0018	14	18	4	22.2%	3	16.7%	9	2
ADMINISTRATIVE COORDINATOR	X0246	13	1	1	100.0%	0	0.0%	0	0
ADMINISTRATIVE MANAGER	X1266	21	1	0	0.0%	0	0.0%	1	0
ADMINISTRATIVE OFFICER I	K0019	17	12	2	16.7%	0	0.0%	10	0
ADMINISTRATIVE OFFICER II	K0020	19	5	1	20.0%	1	20.0%	3	0
ADMINISTRATOR,HWY SPA	P1944	21	1	0	0.0%	0	0.0%	1	0
ADMIN OPERATIONS MGR I	K0021	22	2	0	0.0%	1	50.0%	1	0
AIRPORT LEASING PROGRAM MGR	K0001	22	2	2	100.0%	0	0.0%	0	0
AIRPORT LEASING SPECIALIST I	P2964	14	3	1	33.3%	0	0.0%	2	0
AIRPORT LEASING SPECIALIST II	P2965	16	9	0	0.0%	2	22.2%	5	2
AIRPORT LEASING SPECIALIST III	P2966	18	7	1	14.3%	1	14.3%	3	2
AIRPORT LEASING SPECIALIST IV	P2967	20	5	2	40.0%	1	20.0%	1	1
AIRPORT MANAGER ANCH	P1975	25	1	0	0.0%	1	100.0%	0	0
AIRPORT MANAGER FAIRBANKS	P1974	24	1	0	0.0%	0	0.0%	1	0

Employees in the licensed engineers bargaining unit, some employees on approved leave without pay on June 30, 2011, and other records being audited by Retirement & Benefits at the time of this report are not included in these calculations.

Calculations are based on retirement dates projected by Division of Retirement & Benefits.

Retirement Projections by Department & Job Class

Department of Transportation and Public Facilities									
				Eligible to Retire					
Job Class	Job Class Code	Range	Employee Count	Less than 1 Year	% Less than 1 Year	Between 1 and 5 years	% Between 1 and 5 years	More than 5 years	No Retirement Date Available
AIRPORT OPERATIONS SPECIALIST	P1964	19	5	3	60.0%	0	0.0%	2	0
AIRPORT OPRS OFFICER	P1965	18	11	1	9.1%	0	0.0%	5	5
AIRPORT POLICE & FIRE OFF I	P7831	74	8	0	0.0%	0	0.0%	1	7
AIRPORT POLICE & FIRE OFF II	P7832	75	56	4	7.1%	3	5.4%	30	19
AIRPORT POLICE & FIRE OFF III	P7836	76	13	2	15.4%	3	23.1%	8	0
AIRPORT POLICE & FIRE OFF IV	P7837	77	4	2	50.0%	1	25.0%	1	0
AIRPORT POLICE & FIRE OFF V	P7838	20	1	1	100.0%	0	0.0%	0	0
AIRPORT POLICE & FIRE OFF VI	P7839	21	1	1	100.0%	0	0.0%	0	0
AMHS DISPATCHER	P1417	15	5	1	20.0%	0	0.0%	3	1
AMHS DISPATCH SUPERVISOR	P1418	16	1	0	0.0%	0	0.0%	1	0
AMHS SAFETY MGMT COORDINATOR	K0079	19	1	0	0.0%	0	0.0%	0	1
AMHS SECURITY OFFICER	P1960	19	1	1	100.0%	0	0.0%	0	0
ANALYST/PROGRAMMER II	P1622	16	1	0	0.0%	0	0.0%	0	1
ANALYST/PROGRAMMER III	P1623	18	5	1	20.0%	0	0.0%	4	0
ANALYST/PROGRAMMER IV	P1624	20	5	3	60.0%	0	0.0%	2	0
ANALYST/PROGRAMMER V	P1625	22	8	1	12.5%	2	25.0%	4	1
ASST COMMISSIONER	P1980	27	4	3	75.0%	1	25.0%	0	0
ASST MGR AIRFIELD MAINTENANCE	P9721	20	1	0	0.0%	0	0.0%	1	0
ASST PORT CAPTAIN	P8693	21	1	0	0.0%	0	0.0%	0	1
ASST SECOND COOK	M0016	0	10	3	30.0%	2	20.0%	4	1
BARTENDER	M0019	0	8	3	37.5%	3	37.5%	1	1
BUDGET ANALYST III	P1463	19	3	1	33.3%	0	0.0%	2	0
BUDGET ANALYST IV	P1464	21	4	1	25.0%	2	50.0%	1	0
BUDGET MANAGER	P1465	22	1	0	0.0%	0	0.0%	1	0
BUILDING MAINT MANAGER	P8461	22	4	1	25.0%	0	0.0%	3	0
BUILDING MAINT SUPT	P8460	20	1	1	100.0%	0	0.0%	0	0
BUILDING MGMT SPECIALIST	P8458	19	2	0	0.0%	0	0.0%	2	0

Employees in the licensed engineers bargaining unit, some employees on approved leave without pay on June 30, 2011, and other records being audited by Retirement & Benefits at the time of this report are not included in these calculations.

Calculations are based on retirement dates projected by Division of Retirement & Benefits.

Retirement Projections by Department & Job Class

Department of Transportation and Public Facilities									
				Eligible to Retire					
Job Class	Job Class Code	Range	Employee Count	Less than 1 Year	% Less than 1 Year	Between 1 and 5 years	% Between 1 and 5 years	More than 5 years	No Retirement Date Available
CASHIER/GIFT SHOP OPER	M0025	0	19	8	42.1%	1	5.3%	9	1
CHF COOK	M0014	0	14	2	14.3%	2	14.3%	10	0
CHF MATE	M0038	0	17	3	17.6%	3	17.7%	11	0
CHF PURSER	M0001	0	15	4	26.7%	4	26.7%	7	0
CHF STEWARD	M0012	0	14	4	28.6%	4	28.6%	6	0
CHF WGTS MEAS & PERMIT	P2476	22	2	1	50.0%	1	50.0%	0	0
CHIEF CONTRACTS OFFICER	P1349	23	1	1	100.0%	0	0.0%	0	0
CHIEF ENGINEERING GEOLOGIST	K0047	24	1	1	100.0%	0	0.0%	0	0
COMMISSIONER	X0003	0	1	0	0.0%	0	0.0%	0	1
COMM VEHICLE ENFORCEMENT OFF I	P2460	12	4	0	0.0%	0	0.0%	2	2
COMM VEHICLE ENFORCMENT OFF II	P2461	14	15	3	20.0%	1	6.7%	11	0
COMM VEHICLE ENFORCMNT OFF III	P2462	16	3	2	66.7%	0	0.0%	1	0
CONTRACTING OFFICER II	P1344	16	2	1	50.0%	0	0.0%	0	1
CONTRACTING OFFICER III	P1345	19	1	0	0.0%	0	0.0%	1	0
DATABASE SPECIALIST II	P1827	21	1	0	0.0%	1	100.0%	0	0
DATA PROCESSING MGR I	P1641	22	4	2	50.0%	0	0.0%	2	0
DATA PROCESSING MGR II	P1642	23	1	1	100.0%	0	0.0%	0	0
DATA PROCESSING MGR III	P1643	24	1	1	100.0%	0	0.0%	0	0
DATA PROCESSING TECH I	P1611	13	1	0	0.0%	1	100.0%	0	0
DECK/STEWARD UTILITY, LITUYA	X1431	0	2	2	100.0%	0	0.0%	0	0
DEP COMMISSIONER	P1951	28	3	1	33.3%	0	0.0%	0	2
DEP EXEC DIR PROJ DEVEL KABATA	X1462	25	1	0	0.0%	0	0.0%	1	0
DEV SPEC II, OPTION A	P2288	20	2	0	0.0%	0	0.0%	1	1
DIGITAL MAPPING PROJECT MGR	X1558	20	1	0	0.0%	0	0.0%	0	1
DIVISION DIRECTOR	P1901	27	7	6	85.7%	1	14.3%	0	0
DIVISION OPERATIONS MANAGER	K0051	24	3	1	33.3%	0	0.0%	2	0
DRAFTING TECHNICIAN III	P8425	15	19	7	36.8%	2	10.5%	8	2

Employees in the licensed engineers bargaining unit, some employees on approved leave without pay on June 30, 2011, and other records being audited by Retirement & Benefits at the time of this report are not included in these calculations.

Calculations are based on retirement dates projected by Division of Retirement & Benefits.

Retirement Projections by Department & Job Class

Department of Transportation and Public Facilities									
				Eligible to Retire					
Job Class	Job Class Code	Range	Employee Count	Less than 1 Year	% Less than 1 Year	Between 1 and 5 years	% Between 1 and 5 years	More than 5 years	No Retirement Date Available
DRILLER (J/SJ)	P9551	53	4	0	0.0%	0	0.0%	3	1
DRILLER (J/SJ)	P9551	54	2	0	0.0%	0	0.0%	0	2
DUPLICATION SUPERVISOR	P1171	15	1	0	0.0%	0	0.0%	1	0
ENGINEER/ARCHITECT I	P8913	22	37	6	16.2%	1	2.7%	20	10
ENGINEER/ARCHITECT II	P8914	23	23	4	17.4%	2	8.7%	16	1
ENGINEER/ARCHITECT III	P8915	25	42	6	14.3%	4	9.5%	30	2
ENGINEER/ARCHITECT IV	P8916	26	21	5	23.8%	1	4.8%	14	1
ENGINEER/ARCHITECT V	P8918	27	6	4	66.7%	1	16.7%	1	0
ENGINEERING ASSISTANT I	P8910	17	24	0	0.0%	1	4.2%	2	21
ENGINEERING ASSISTANT II	P8911	19	104	14	13.5%	6	5.8%	39	45
ENGINEERING ASSISTANT III	P8912	21	121	20	16.5%	16	13.2%	62	23
ENGINEERING ASSOCIATE	P8925	21	39	16	41.0%	10	25.6%	13	0
ENGINEERING GEOLOGIST I	P8386	16	1	0	0.0%	0	0.0%	0	1
ENGINEERING GEOLOGIST II	P8387	18	6	1	16.7%	0	0.0%	3	2
ENG TECH (J/SJ)	P9571	54	42	9	21.4%	4	9.5%	27	2
ENG TECH (J/SJ)	P9571	55	31	5	16.1%	2	6.5%	10	14
ENG TECH (J/SJ)	P9571	57	56	1	1.8%	0	0.0%	3	52
ENVIRON IMPACT ANALYST I	P8541	15	5	0	0.0%	0	0.0%	0	5
ENVIRON IMPACT ANALYST II	P8542	17	12	1	8.3%	2	16.7%	2	7
ENVIRON IMPACT ANALYST III	P8543	19	13	3	23.1%	0	0.0%	4	6
ENVIRON IMPC ANALYSIS MGR I	P8551	21	7	1	14.3%	3	42.9%	2	1
ENVIRON IMPC ANALYSIS MGR II	P8552	22	1	0	0.0%	0	0.0%	1	0
ENVIRONMENTAL/SEC 106 LIAISON	X1719	21	1	0	0.0%	0	0.0%	0	1
ENVIRON PROGRAM MANAGER I	P8531	21	1	0	0.0%	0	0.0%	1	0
ENVIRON PROGRAM SPEC III	P8523	18	3	0	0.0%	0	0.0%	2	1
ENVIRON PROGRAM SPEC IV	P8524	20	1	0	0.0%	0	0.0%	1	0
ENVIRO SERVICES (F/L/J)	P9171	57	4	2	50.0%	0	0.0%	2	0

Employees in the licensed engineers bargaining unit, some employees on approved leave without pay on June 30, 2011, and other records being audited by Retirement & Benefits at the time of this report are not included in these calculations.

Calculations are based on retirement dates projected by Division of Retirement & Benefits.

Retirement Projections by Department & Job Class

Department of Transportation and Public Facilities									
				Eligible to Retire					
Job Class	Job Class Code	Range	Employee Count	Less than 1 Year	% Less than 1 Year	Between 1 and 5 years	% Between 1 and 5 years	More than 5 years	No Retirement Date Available
ENVIRO SERVICES (F/L/J)	P9171	60	55	8	14.5%	13	23.6%	18	16
EQUAL EMPLOY OFFICER II	P1419	16	3	1	33.3%	1	33.3%	0	1
EQUAL EMPLOY OFFICER III	P1420	18	3	0	0.0%	1	33.3%	2	0
EQUIPMENT FLEET DIST MANAGER	P9711	20	5	1	20.0%	0	0.0%	3	1
EQUIPMENT FLEET PARTS MANAGER	P9712	20	1	0	0.0%	0	0.0%	1	0
EQUIPMENT OPERATOR FOREMAN I	P9516	51	26	9	34.6%	6	23.1%	11	0
EQUIPMENT OPERATOR FOREMAN II	P9517	50	4	0	0.0%	0	0.0%	4	0
EQUIP OPERATIONS ANALYST	P1790	18	2	1	50.0%	0	0.0%	1	0
EQUIP OPERATOR (F/LJ/J/SJ)	P9511	52	140	16	11.4%	21	15.0%	76	27
EQUIP OPERATOR (F/LJ/J/SJ)	P9511	53	317	36	11.4%	46	14.5%	153	82
EQUIP OPERATOR (F/LJ/J/SJ)	P9511	54	53	5	9.4%	2	3.8%	12	34
EQUIP OPERATOR (F/LJ/J/SJ)	P9511	56	10	1	10.0%	1	10.0%	2	6
EQUIP OPERATOR (F/LJ/J/SJ)	P9511	58	23	1	4.3%	3	13.0%	3	16
EX DIR KNIK ARM BRDG/TOLL AUTH	X1385	27	1	0	0.0%	1	100.0%	0	0
EXEC SECRETARY III	P1156	16	1	0	0.0%	0	0.0%	1	0
FACILITIES MANAGER I	P2252	20	2	1	50.0%	0	0.0%	1	0
FERRY RESERVATIONS AGENT	P2142	13	1	0	0.0%	0	0.0%	1	0
FERRY RESERVATIONS SUPERVISOR	P2143	15	1	0	0.0%	1	100.0%	0	0
FERRY TERMINAL ASSISTANT I	P2152	12	52	3	5.8%	3	5.7%	19	27
FERRY TERMINAL ASSISTANT II	P2149	14	4	1	25.0%	1	25.0%	2	0
FERRY TERMINAL MANAGER I	P2150	15	9	2	22.2%	2	22.2%	3	2
FERRY TERMINAL MANAGER II	P2151	16	4	1	25.0%	2	50.0%	0	1
FERRY TERMINAL OPERATIONS MGR	P2153	18	1	1	100.0%	0	0.0%	0	0
FVF CHIEF MATE	X1408	0	3	1	33.3%	0	0.0%	2	0
FVF DECK RATING	X1410	0	3	0	0.0%	0	0.0%	2	1
FVF MASTER	X1407	0	6	1	16.7%	0	0.0%	5	0
FVF PASSENGER SVC WKR-IN-CHG	X1413	0	4	0	0.0%	0	0.0%	4	0

Employees in the licensed engineers bargaining unit, some employees on approved leave without pay on June 30, 2011, and other records being audited by Retirement & Benefits at the time of this report are not included in these calculations.

Calculations are based on retirement dates projected by Division of Retirement & Benefits.

Retirement Projections by Department & Job Class

Department of Transportation and Public Facilities									
				Eligible to Retire					
Job Class	Job Class Code	Range	Employee Count	Less than 1 Year	% Less than 1 Year	Between 1 and 5 years	% Between 1 and 5 years	More than 5 years	No Retirement Date Available
FVF PASSENGER SVC WORKER	X1414	0	8	0	0.0%	2	25.0%	3	3
FVF SECOND MATE	X1409	0	8	0	0.0%	0	0.0%	5	3
GRANTS ADMINISTRATOR II	P2270	17	2	0	0.0%	0	0.0%	2	0
HEAD BEDROOM STEWARD	M0024	0	5	3	60.0%	1	20.0%	1	0
HEAD WAITER	M0020	0	1	0	0.0%	0	0.0%	1	0
INFORMATION OFFICER III	P3615	20	1	0	0.0%	0	0.0%	1	0
INTERNAL AUDITOR III	P1292	21	3	0	0.0%	1	33.3%	2	0
INTERNAL AUDITOR IV	P1293	23	1	1	100.0%	0	0.0%	0	0
INTERNAL AUDITOR V	P1294	25	1	1	100.0%	0	0.0%	0	0
INTERNATIONAL AIRPORT FOREMAN	P9519	49	3	0	0.0%	1	33.3%	2	0
INTERNET SPECIALIST II	K0004	19	1	0	0.0%	0	0.0%	1	0
INTL AIRPTS CONTROLLER	P1962	24	1	0	0.0%	0	0.0%	1	0
JUNIOR ASST PURSER	M0003	0	3	1	33.3%	0	0.0%	2	0
JUNIOR ENGINEER	M0010	0	23	4	17.4%	3	13.0%	6	10
KABATA CHIEF ENGINEER	X1563	24	1	0	0.0%	0	0.0%	0	1
KABATA CHIEF FINANCIAL OFFICER	X1562	24	1	0	0.0%	0	0.0%	0	1
LAND SURVEY MANAGER I	K0062	23	3	0	0.0%	1	33.3%	2	0
LAND SURVEYOR I	P8835	21	5	2	40.0%	0	0.0%	2	1
LAND SURVEYOR II	P8836	22	3	1	33.3%	0	0.0%	1	1
MAINT GEN (F/L/J/SJ)	P9311	53	4	0	0.0%	2	50.0%	2	0
MAINT GEN (F/L/J/SJ)	P9311	54	45	10	22.2%	3	6.7%	15	17
MAINT GEN (F/L/J/SJ)	P9311	56	6	2	33.3%	0	0.0%	1	3
MAINT GEN (F/L/J/SJ)	P9311	58	7	0	0.0%	2	28.6%	3	2
MAINT & OPERATIONS MANAGER	P9748	23	4	2	50.0%	0	0.0%	2	0
MAINT & OPERATIONS SPECIALIST	P9747	21	4	1	25.0%	0	0.0%	2	1
MAINT & OPERATIONS SUPER	P9441	21	12	2	16.7%	1	8.3%	7	2
MAINT SPEC BFC (F/LJ/J)	P9323	50	7	2	28.6%	1	14.3%	3	1

Employees in the licensed engineers bargaining unit, some employees on approved leave without pay on June 30, 2011, and other records being audited by Retirement & Benefits at the time of this report are not included in these calculations.

Calculations are based on retirement dates projected by Division of Retirement & Benefits.

Retirement Projections by Department & Job Class

Department of Transportation and Public Facilities									
				Eligible to Retire					
Job Class	Job Class Code	Range	Employee Count	Less than 1 Year	% Less than 1 Year	Between 1 and 5 years	% Between 1 and 5 years	More than 5 years	No Retirement Date Available
MAINT SPEC BFC (F/LJ/J)	P9323	51	22	4	18.2%	6	27.3%	12	0
MAINT SPEC BFC (F/LJ/J)	P9323	53	32	3	9.4%	3	9.4%	14	12
MAINT SPEC ETRICIAN	P9325	50	1	1	100.0%	0	0.0%	0	0
MAINT SPEC ETRICIAN	P9325	51	34	4	11.8%	6	17.7%	10	14
MAINT SPEC ETRONICS	P9324	51	11	3	27.3%	2	18.2%	2	4
MAINT SPEC PLUMB	P9328	51	10	1	10.0%	0	0.0%	5	4
MAINT SPEC TCES	P9329	51	3	0	0.0%	0	0.0%	2	1
MANAGER, AIRFIELD MAINTENANCE	P1972	22	1	0	0.0%	1	100.0%	0	0
MARINE TRAFFIC MANAGER	P2148	23	1	0	0.0%	0	0.0%	1	0
MARINE TRANS SRVS MGR	P1971	24	3	1	33.3%	0	0.0%	1	1
MASTER	M0036	0	18	9	50.0%	4	22.2%	5	0
MASTER, LITUYA CLASS	X1428	0	1	0	0.0%	0	0.0%	1	0
MATLAB TECH (F/L/S/J/SJ)	P9581	51	1	0	0.0%	0	0.0%	1	0
MATLAB TECH (F/L/S/J/SJ)	P9581	52	2	0	0.0%	0	0.0%	1	1
MATLAB TECH (F/L/S/J/SJ)	P9581	53	5	1	20.0%	0	0.0%	4	0
MATLAB TECH (F/L/S/J/SJ)	P9581	54	6	0	0.0%	1	16.7%	1	4
MATLAB TECH (F/L/S/J/SJ)	P9581	56	1	0	0.0%	0	0.0%	0	1
MATLAB TECH (F/L/S/J/SJ)	P9581	57	1	0	0.0%	0	0.0%	0	1
MEASURE STANDARDS SPVR	P2484	18	1	0	0.0%	1	100.0%	0	0
MECH AUTO	P9331	51	12	4	33.3%	2	16.7%	6	0
MECH AUTO	P9331	52	1	0	0.0%	1	100.0%	0	0
MECH AUTO	P9331	53	115	13	11.3%	11	9.6%	58	33
MECH AUTO	P9331	56	4	0	0.0%	0	0.0%	1	3
MESS STEWARD	M0023	0	14	7	50.0%	1	7.1%	3	3
MICRO/NETWORK SPEC I	P1633	18	11	1	9.1%	1	9.1%	7	2
MICRO/NETWORK SPEC II	P1634	20	5	1	20.0%	1	20.0%	3	0
MICRO/NETWORK TECH I	P1631	14	1	0	0.0%	0	0.0%	0	1

Employees in the licensed engineers bargaining unit, some employees on approved leave without pay on June 30, 2011, and other records being audited by Retirement & Benefits at the time of this report are not included in these calculations.

Calculations are based on retirement dates projected by Division of Retirement & Benefits.

Retirement Projections by Department & Job Class

Department of Transportation and Public Facilities									
				Eligible to Retire					
Job Class	Job Class Code	Range	Employee Count	Less than 1 Year	% Less than 1 Year	Between 1 and 5 years	% Between 1 and 5 years	More than 5 years	No Retirement Date Available
MICRO/NETWORK TECH II	P1632	16	10	0	0.0%	0	0.0%	2	8
OFFICE ASSISTANT I	P1134	8	9	3	33.3%	2	22.2%	1	3
OFFICE ASSISTANT II	P1135	10	85	12	14.1%	5	5.9%	21	47
OFFICE ASSISTANT III	K0077	11	4	1	25.0%	2	50.0%	1	0
OFFICE ASSISTANT IV	P1136	12	6	1	16.7%	2	33.3%	3	0
OFFICE ASST IV	X1718	12	1	0	0.0%	0	0.0%	1	0
OFFSET DUP MACH OP II	P1170	12	2	0	0.0%	0	0.0%	0	2
OILER	M0008	0	40	4	10.0%	4	10.0%	17	15
ORDINARY SEAMAN	M0005	0	71	7	9.9%	15	21.1%	26	23
ORDINARY SEAMAN PORTER	M0006	0	12	6	50.0%	4	33.3%	1	1
PASSENGER SERVICES INSP	P1969	17	2	0	0.0%	0	0.0%	2	0
PILOT	M0037	0	1	0	0.0%	0	0.0%	1	0
PLANNER I	P2291	15	2	0	0.0%	0	0.0%	0	2
PLANNER II	P2292	17	6	0	0.0%	1	16.7%	3	2
PLANNER III	P2293	19	18	4	22.2%	2	11.1%	6	6
PORT CAPTAIN	P8694	23	3	0	0.0%	1	33.3%	0	2
PROCUREMENT SPEC I	P1331	14	9	1	11.1%	1	11.1%	4	3
PROCUREMENT SPEC II	P1332	16	5	0	0.0%	2	40.0%	2	1
PROCUREMENT SPEC III	P1333	18	8	0	0.0%	1	11.1%	4	3
PROCUREMENT SPEC IV	P1334	20	2	0	0.0%	1	50.0%	1	0
PROCUREMENT SPEC V	P1335	21	3	0	0.0%	2	66.7%	1	0
PROGRAM COORDINATOR II	K0072	20	1	0	0.0%	0	0.0%	1	0
PROJECT ASSISTANT	K0070	16	1	1	100.0%	0	0.0%	0	0
PUBLICATIONS SPEC II	P3607	16	1	0	0.0%	0	0.0%	1	0
PUBLICATIONS SPEC III	P3608	19	1	0	0.0%	0	0.0%	0	1
RADIO DISPATCHER II	P1115	12	12	0	0.0%	0	0.0%	5	7
RADIO DISPATCHER III	P1118	13	3	1	33.3%	0	0.0%	2	0

Employees in the licensed engineers bargaining unit, some employees on approved leave without pay on June 30, 2011, and other records being audited by Retirement & Benefits at the time of this report are not included in these calculations.

Calculations are based on retirement dates projected by Division of Retirement & Benefits.

Retirement Projections by Department & Job Class

Department of Transportation and Public Facilities									
				Eligible to Retire					
Job Class	Job Class Code	Range	Employee Count	Less than 1 Year	% Less than 1 Year	Between 1 and 5 years	% Between 1 and 5 years	More than 5 years	No Retirement Date Available
REGIONAL ENGINEERING GEOLOGIST	K0042	22	3	0	0.0%	0	0.0%	3	0
REGNL SAF&ARPT SEC OFF	P7870	18	2	0	0.0%	0	0.0%	0	2
RESEARCH ANALYST II	P1793	16	4	1	25.0%	0	0.0%	2	1
RESEARCH ANALYST III	P1794	18	2	0	0.0%	0	0.0%	1	1
RESERVATIONS SPECIALIST	P2144	16	3	0	0.0%	1	33.3%	1	1
RIGHT OF WAY AGENT I	P2711	14	4	0	0.0%	1	25.0%	2	1
RIGHT OF WAY AGENT II	P2712	16	12	6	50.0%	0	0.0%	3	3
RIGHT OF WAY AGENT III	P2713	18	20	6	30.0%	4	20.0%	6	4
RIGHT OF WAY AGENT IV	P2714	20	6	2	33.3%	2	33.3%	1	1
RIGHT OF WAY AGENT VI	P2716	23	4	2	50.0%	2	50.0%	0	0
RIGHT OF WAY ASSISTANT	P2710	12	3	0	0.0%	0	0.0%	1	2
RIGHT-OF-WAY REVIEW AP/I	P2708	21	2	1	50.0%	0	0.0%	1	0
RURAL AIRPORT FOREMAN	P9518	49	16	3	18.8%	3	18.8%	8	2
SAFETY & EMERG SUPP SPEC	P7852	17	1	0	0.0%	0	0.0%	0	1
SAFETY OFFICER	P1947	18	2	1	50.0%	0	0.0%	0	1
SECOND COOK	M0015	0	25	2	8.0%	7	28.0%	13	3
SECOND MATE	M0039	0	15	2	13.3%	1	6.7%	10	2
SECOND STEWARD	M0030	0	8	0	0.0%	2	25.0%	5	1
SECRETARY	P1151	11	5	3	60.0%	0	0.0%	1	1
SENIOR ASST PURSER	M0002	0	8	2	25.0%	0	0.0%	6	0
SHIP SERVICES MGR/PORT STEWARD	P1970	21	1	1	100.0%	0	0.0%	0	0
SPEC ASST TO THE COMM II	P1918	23	1	0	0.0%	0	0.0%	0	1
STATE EQUIPMENT FLEET MANAGER	P9714	23	1	0	0.0%	0	0.0%	1	0
STATE METROLOGIST I	P2486	16	1	0	0.0%	0	0.0%	0	1
STATE METROLOGIST II	P2485	18	1	0	0.0%	0	0.0%	1	0
STATISTICAL TECHNICIAN I	P1706	12	4	1	25.0%	1	25.0%	0	2
STATISTICAL TECHNICIAN II	P1707	14	1	0	0.0%	0	0.0%	0	1

Employees in the licensed engineers bargaining unit, some employees on approved leave without pay on June 30, 2011, and other records being audited by Retirement & Benefits at the time of this report are not included in these calculations.

Calculations are based on retirement dates projected by Division of Retirement & Benefits.

Retirement Projections by Department & Job Class

Department of Transportation and Public Facilities									
				Eligible to Retire					
Job Class	Job Class Code	Range	Employee Count	Less than 1 Year	% Less than 1 Year	Between 1 and 5 years	% Between 1 and 5 years	More than 5 years	No Retirement Date Available
STEWARD	M0044	0	222	11	5.0%	11	5.0%	57	143
STOCK & PARTS SVCS (L/J/SJ)	P9911	53	11	4	36.4%	2	18.2%	4	1
STOCK & PARTS SVCS (L/J/SJ)	P9911	54	6	1	16.7%	0	0.0%	3	2
STOCK & PARTS SVCS (L/J/SJ)	P9911	55	8	2	25.0%	2	25.0%	2	2
STOCK & PARTS SVCS (L/J/SJ)	P9911	57	12	2	16.7%	0	0.0%	5	5
STOREKEEPER	M0013	0	4	0	0.0%	3	75.0%	1	0
SUPPLY TECHNICIAN I	P1310	10	1	0	0.0%	0	0.0%	0	1
SUPPLY TECHNICIAN II	P1311	12	6	3	50.0%	0	0.0%	2	1
SURVEY INSTRUM TECH II	P9463	17	1	1	100.0%	0	0.0%	0	0
SURVEY INSTRUM TECH TNE	P9461	14	1	0	0.0%	0	0.0%	0	1
SURVEY (L/J/SJ)	P9591	53	7	2	28.6%	0	0.0%	3	2
SURVEY (L/J/SJ)	P9591	54	7	0	0.0%	0	0.0%	3	4
SURVEY (L/J/SJ)	P9591	56	5	0	0.0%	0	0.0%	1	4
SURVEY (L/J/SJ)	P9591	58	1	0	0.0%	0	0.0%	0	1
SYSTEMS PROGRAMMER II	P1652	22	1	0	0.0%	0	0.0%	1	0
SYSTEMS PROGRAMMER III	P1653	23	1	1	100.0%	0	0.0%	0	0
TECH ENG / ARCHITECT II	P8921	25	11	4	36.4%	0	0.0%	7	0
TECHNICAL ENG I/ARCHITECT I	P8920	24	24	5	20.8%	2	8.3%	16	1
THIRD ASST ENGINEER	M0035	0	3	0	0.0%	1	33.3%	1	1
THIRD MATE	M0040	0	32	1	3.1%	3	9.4%	14	14
TRAINING SPECIALIST I	P1471	16	2	0	0.0%	0	0.0%	2	0
TRAINING SPECIALIST II	P1472	18	1	0	0.0%	0	0.0%	1	0
TRANS PLANNER I	P2296	21	21	9	42.9%	2	9.5%	5	5
TRANS PLANNER II	P2297	22	8	1	12.5%	2	25.0%	5	0
TRANS PLANNER III	P2298	24	5	3	60.0%	1	20.0%	1	0
VESSEL CONST MANAGER II	P8684	22	6	1	16.7%	0	0.0%	4	1
VESSEL CONST MANAGER III	P8685	24	2	1	50.0%	0	0.0%	1	0

Employees in the licensed engineers bargaining unit, some employees on approved leave without pay on June 30, 2011, and other records being audited by Retirement & Benefits at the time of this report are not included in these calculations.

Calculations are based on retirement dates projected by Division of Retirement & Benefits.

Retirement Projections by Department & Job Class

Department of Transportation and Public Facilities									
				Eligible to Retire					
Job Class	Job Class Code	Range	Employee Count	Less than 1 Year	% Less than 1 Year	Between 1 and 5 years	% Between 1 and 5 years	More than 5 years	No Retirement Date Available
VESSEL SCHEDULING COORDINATOR	P2140	17	1	0	0.0%	0	0.0%	0	1
WATCHMAN PORTER	M0007	0	22	5	22.7%	3	13.6%	11	3
WEIGHTS & MEAS INSP I	P2481	14	5	0	0.0%	1	20.0%	1	3
WEIGHTS & MEAS INSP II	P2482	16	4	0	0.0%	1	25.0%	3	0
WEIGHTS & MEAS INSP TRNE	P2480	12	1	0	0.0%	0	0.0%	0	1
WIPER	M0009	0	17	1	5.9%	2	11.8%	9	5
Employees in the licensed engineers bargaining unit, some employees on approved leave without pay on June 30, 2011, and other records being audited by Retirement & Benefits at the time of this report are not included in these calculations.									
Calculations are based on retirement dates projected by Division of Retirement & Benefits.									

The Division of Personnel & Labor Relations would like to offer special thanks to and acknowledge the photos of Kent Sundseth (USFWS), J. Logan (USFWS), and the [U.S. Fish & Wildlife Service Nation Digital Library](#).

State of Alaska
Department of Administration
Division of Personnel & Labor Relations

Becky L. Hultberg
Commissioner

Nicki Neal
Division Director

Contributors:
Nicki Neal, Connie Preecs, Rick Morrison, and Frank Hurt

The Workforce Profile is written by and produced for the employees and clients of the Department of Administration, Division of Personnel & Labor Relations. It is published once per year.

Reader comments are encouraged. Reprint permission is granted on all materials not under owner copyright. Please credit this publication, and provide a copy of the publication in which the material is used.

DOPLR Workforce Profile Editor
PO Box 110201
Juneau, AK 99811-0201

The Alaska Department of Administration complies with Title II of the 1990 Americans with Disabilities Act. This publication is available in alternative communication formats upon request. To make necessary arrangements, contact the Employee Planning and Information Center of the Division of Personnel and Labor Relations at (907) 465-4434 or the TDD for the hearing impaired at (800) 770-8973.

Division of Personnel & Labor Relations
State Office Building
333 Willoughby Avenue
10th Floor
PO Box 110201
Juneau, AK 99811-0201
Phone: 907-465-4430
www.dop.state.ak.us