

Office of Attorney General
Bureau of Criminal Investigation

Crime in North Dakota, 2016

Wayne Stenehjem
Attorney General

Prepared by
Colleen Weltz
NIBRS/UCR Program Manager
2017

INTRODUCTION

The North Dakota Incident-Based Reporting (IBR) program involves the collection, compilation, and analysis of crime and arrest statistics reported by the various local law enforcement agencies throughout the state. Fifty-three sheriff departments, 54 police departments, 10 Task Forces and the ND Highway Patrol reported to the ND IBR program in 2016.

Every effort is taken to include the homicide offenses/arrests that occur on the Tribal Law Enforcement jurisdictions. Tribal law enforcement agencies do not participate in the state ND IBR program.

INCIDENT-BASED REPORTING: North Dakota law enforcement agencies use a standard incident form or RMS software to collect data on each incident reported to their respective agencies. Data collected includes: type of incident, where and when the incident took place, victim characteristics, suspect/arrestee characteristics, property involved in the incident, etc.

To allow for comparison among several geographic or jurisdictional areas with differing populations or to allow comparisons across time in an area undergoing population fluctuations, the ND IBR program provides for the calculation of crime rates to remove any potential biases created by population differences. Because a rate relates the incidence of activity to population, it is possible to measure annual fluctuations in criminal activity by comparing rates of crime reported in any given year with those reported in other years. National publications report crime rates calculated based on the number of reported offenses per 100,000 population. This publication provides crime rate information calculated in the same manner.

Trends

The 2016 Crime in North Dakota is based solely upon incident data. Data submitted by ND IBR to the FBI is converted from incident based statistics to the summary system of reporting. In the FBI data, only the most serious of the eight Index crimes are reported. The number of victims is counted in the most serious offenses of homicide, assault, kidnapping or rape. We strongly discourage attempting to compare the ND IBR data to any previously UCR Summary data released by North Dakota or the FBI in the Crime in the United States publications. The data sets are not comparable due to the number of types of crimes reported and that all offenses in the incident are reported in ND IBR.

Differences between ND IBRS and FBI released data

The Crime in North Dakota 2016 is a crime statistic publication using the National Incident-Based Reporting System (NIBRS). There are important factors that must be considered when reading or using this report as well as crime statistic reports available from the FBI or other sources:

1. The data used to compile this report are based on a “snapshot” of the ND state repository database as of April 25th, 2017. In NIBRS, there are no ‘fixed’ statistics because law enforcement agencies update their incidents as new information becomes available
2. The data used in this report are based on the NIBRS method of submitting crime statistics. It is more comprehensive and detailed than the Summary Reporting System used in the past so the statistics in NIBRS and Summary Reporting should not be compared.
3. The data displayed in this report should not be compared to the FBI Crime in the US 2016 report which will be published later this year. Even though North Dakota forwards the crime data submitted via NIBRS to the FBI, the FBI converts that data to the Summary Reporting System and the offenses are counted differently.
4. The data displayed per agency in this report should not be used to compare to other agencies or compile “ranking” of cities and counties. There are several variables which contribute to crime in a particular jurisdiction, including the demographics/economics/cultural make-up of the population, the local industrial/economic base, its dependence upon neighboring jurisdictions, the transportation system, its economic dependence on non-residents (such as tourists, shoppers, or other day-time visitors), and its proximity to military installations, correctional facilities, universities/colleges, or state hospitals.

Classification of Offenses

All offenses are classified on the basis of law enforcement investigation in accordance with national IBRS offense definitions and are not necessarily identical to the NDCC definitions. Because NIBRS identifies and tallies law enforcement contact, offense classifications are not based on filings of the prosecutor, court, medical examiner, jury, or other judicial or subsequent findings.

National Incident-Based Reporting System (NIBRS)

NIBRS divides offenses into two (2) categories of offenses designated as Group A - Incident and Group B -Arrest.

1. The Group A offenses collected in the NIBRS program are: Animal Cruelty; Arson; Assaults; Bribery; Burglary; Counterfeiting/Forgery; Destruction/Damage/Vandalism of Property; Drug/Narcotic Offenses; Embezzlement; Extortion/Blackmail; Frauds; Gambling Offenses; Homicide Offenses; Human Trafficking; Kidnapping/Abduction; Larceny/Theft Offenses; Motor Vehicle Theft; Pornography/Obscene Material Offenses; Prostitution Offenses; Robbery; Sex Offenses; Non-Forcible Sex Offenses; Stolen Property Offense and; Weapon Law Violations. Group A offenses include statistical data on the incident, all offenses committed, property involved, weapons involved, victim and offender demographics, arrest information, and clearance status.
2. Group B offenses, for which only arrest data are collected, include: Bad Checks; Curfew/Vagrancy Violations; Disorderly Conduct; Driving Under the Influence; Non-Violent Family Offenses; Liquor Law Violations; Peeping Tom; Trespass of Real Property; and All Other Non-Traffic Offenses.

Counting Offenses

For counting purposes, agencies should count one offense for each victim of a Crimes Against Persons, one offense for each distinct operation of a Crimes Against Property (with the exception of motor vehicle theft, where one offense is counted for each stolen vehicle), and one offense for each Crimes Against Society. All crimes committed within the same incident by the same person or group of persons, without a significant time or space interval separating them, are reported in NIBRS - a hierarchy rule does not exist as it does in Summary Reporting. For example, if a rape case involves crimes of motor vehicle theft and kidnapping, all crimes are reported. However, if a crime is an inherent part of another crime, only one crime may be appropriately reported. For example, larceny is inherent in the crime of burglary and would not be reported as a separate crime in the incident; however, if the suspect, upon leaving the residence, takes items outside the structure, larceny would be reported as a second crime. As another example, assault is an element in robbery and would not be reported as a crime separately from the robbery; however, if the suspect forces the victim to engage in a sexual act, both a robbery and sex offense would be reported because a sexual act is not an element of robbery.

Arrests

In NIBRS, the law enforcement agencies collect detailed data elements related to incidents and arrests. The Group A - Incident Reports are comprised of segments (Administrative, Offense, Property, Victim, Offender, and Arrestee) and within the segments are multiple data elements identifying the incident, such as originating agency identifier (ORI), incident number, date, location, offense, demographics, and other relevant segment categories. Therefore, unlike Summary Reporting, NIBRS arrests and clearances can be submitted as updates to the Group A - Incidents reported.

Clearances

In NIBRS, clearances are based on the incident-level rather than the offense-level. If one offense within an incident is cleared, all offenses in that incident are cleared. Likewise, the arrest of one offender in an incident will clear it even if other offenders have not been arrested yet. Clearances by arrest are automatically created when an Arrest Segment is submitted with a Group A - Incident. An incident cannot be cleared exceptionally if there has been an arrest. Not all crimes are cleared within the calendar year in which the offense occurs.

Clearances by Exceptional Means allow an agency to clear an incident without an arrest. The criteria include: 1) the identity of at least one offender must be known; 2) sufficient probable cause must have been developed to support the arrest and prosecution of the offender; 3) the offender's exact location must be known, and; 4) there must be a reason, outside of law enforcement's control, which prevents the arrest. For example, the death of the offender or the offender is in the custody of another jurisdiction.

TABLE OF CONTENTS

| | |
|--|-----|
| Introduction | 1 |
| Table of Contents..... | 4 |
| North Dakota Crime Summary, 2016 | 5 |
| Statewide Analysis..... | 6 |
| Group A Offenses | 9 |
| Crimes Against Persons | 16 |
| Crimes Against Property | 21 |
| Crimes Against Society | 23 |
| Group B Offenses | 25 |
| Arrests in 2016 | 28 |
| Arrests 2012-2016 | 37 |
| Drug/Narcotics Analysis | 45 |
| DUI Arrest Analysis | 49 |
| Crime Summary by Reporting County Sheriff’s Office | 51 |
| Crime Summary by Reporting Police Department | 105 |
| NIBRS Offense Definitions | 162 |
| Full-Time Law Enforcement Employees | 174 |

NORTH DAKOTA CRIME SUMMARY, 2016

In 2016, 48,115 Group A offenses were reported by local law enforcement agencies. This is a decrease of 0.4 percent from the total of 48,288 reported in 2015.

The Census Bureau estimate of North Dakota's population for 2016 is 757,952. The crime rate per 100,000 population for 2016 is 6348.0. The crime rate for 2015 was 6379.5 per 100,000 population. This is a 0.5 percent decrease in the crime rate of the Group A offenses.

The total number of reported Crimes Against Persons (e.g. murder, rape, and assaults) was 9,606. This represents an increase of 1.5 percent from the total of 9,469 reported in 2015. In 2014, 8,645 Crimes Against Persons were reported.

Crimes Against Persons offenses comprised 20 percent of reported Group A crime offenses in North Dakota in 2016.

Collectively, Crimes Against Property (e.g. burglary, robbery, larceny/theft and motor vehicle theft) decreased by 3.5 percent from 27,032 reported in 2015 to 26,082 reported in 2016.

Crimes Against Property accounted for 54 percent of total Group A crime offenses reported in 2016.

In 2016, the total number of Crimes Against Society (e.g. drug/narcotics violations, drug equipment violations, and weapon violations) reported 12,427. This is an increase of 5.4 percent from 2015 total of 11,787. In 2014, 10,611 Crimes Against Society were reported.

North Dakota law enforcement agencies reported 32,345 arrests in 2016. A total of 31,648 arrests was reported in 2015.

In 2016, juvenile arrests accounted for 11.5 percent of the total arrests.

The number of reported arrests in 2016 for DUI decreased to 5,406 from 6,229 reported in 2015.

Arrests for Drug/Narcotics Violations increased 11 percent from a 2015 total of 4,382 to 4,866 in 2016.

STATEWIDE CRIME ANALYSIS

North Dakota Statewide - 2016

| Overview | |
|---------------------------------------|----------------|
| 2016 Population Estimate | 757,952 |
| Offense Overview | |
| Offense Total | 48,115 |
| Number Cleared | 21,043 |
| Percent Cleared | 43.7% |
| Group A Crimes per 100,000 population | 6,348.0 |
| Arrest Overview | |
| Total Arrests | 32,345 |
| Adult Arrests | 28,635 |
| Juvenile Arrests | 3,710 |
| Unknown Age | 0 |
| Arrests per 100,000 population | 4,267.4 |
| Average number offenses/incident | 1.22 |

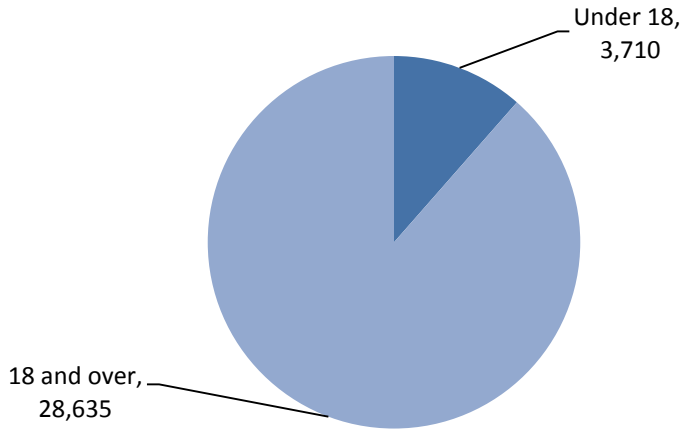
| Domestic Incident Victims | | |
|---------------------------|--------------|--------------|
| Offense | Reported | Cleared |
| Murder | 2 | 2 |
| Aggravated Assault | 509 | 367 |
| Simple Assault | 3,283 | 2,035 |
| Intimidation | 233 | 141 |
| Stalking | 93 | 11 |
| Rape | 58 | 23 |
| Sodomy | 12 | 3 |
| Sexual Assault W/Object | 4 | 0 |
| Fondling | 100 | 35 |
| Incest | 6 | 3 |
| Statutory Rape | 25 | 8 |
| Kidnapping/Abduction | 46 | 31 |
| Total | 4,371 | 2,659 |

| Group B Arrests | | |
|------------------------------|---------------|--------------|
| Offense | Adult | Juvenile |
| Bad Checks | 43 | 0 |
| Curfew/Loitering/Vagrancy | 5 | 109 |
| Disorderly Conduct | 1,099 | 644 |
| DUI | 5,383 | 23 |
| Family-Non Violent | 115 | 128 |
| Liquor Law Violations | 2,431 | 467 |
| Peeping Tom | 4 | 1 |
| Trespass | 957 | 42 |
| All Other Offenses | 4,759 | 404 |
| Total Group B Arrests | 14,796 | 1,818 |

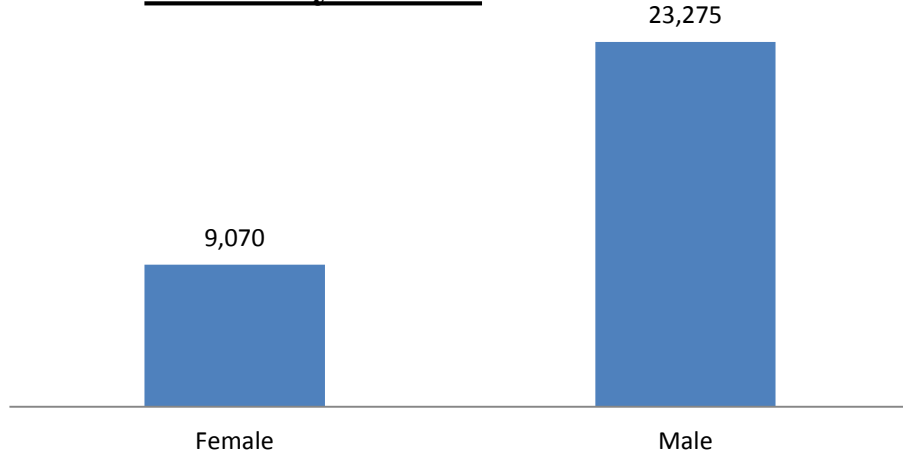
| Group A Offenses | Offenses | | Arrests | |
|----------------------------------|---------------|---------------|---------------|--------------|
| | Reported | Cleared | Adult | Juvenile |
| Crimes Against Persons | | | | |
| Murder | 17 | 15 | 15 | 0 |
| Negligent Manslaughter | 5 | 5 | 3 | 0 |
| Kidnapping/Abduction | 99 | 55 | 25 | 0 |
| Rape | 260 | 51 | 29 | 2 |
| Sodomy | 43 | 9 | 5 | 4 |
| Sexual Assault w/Object | 7 | 0 | 1 | 0 |
| Fondling | 482 | 124 | 41 | 19 |
| Incest | 9 | 4 | 0 | 1 |
| Statutory Rape | 105 | 26 | 16 | 2 |
| Aggravated Assault | 1,132 | 649 | 489 | 37 |
| Simple Assault | 5,726 | 3,249 | 1,976 | 324 |
| Intimidation | 1,282 | 663 | 320 | 53 |
| Stalking | 434 | 55 | 19 | 1 |
| Commercial Sex Acts | 4 | 0 | 1 | 0 |
| Involuntary Servitude | 1 | 1 | 0 | 0 |
| Crimes Against Property | | | | |
| Arson | 80 | 21 | 147 | 7 |
| Bribery | 2 | 1 | 1 | 0 |
| Burglary | 3,051 | 392 | 247 | 25 |
| Counterfeiting/Forgery | 755 | 158 | 120 | 3 |
| Destruction/Damage/Vandalism | 4,956 | 814 | 348 | 156 |
| Embezzlement | 144 | 68 | 51 | 8 |
| Extortion/Blackmail | 23 | 0 | 0 | 0 |
| False Pretenses | 948 | 263 | 219 | 2 |
| Credit Card/ATM Fraud | 487 | 65 | 24 | 1 |
| Impersonation | 438 | 79 | 44 | 4 |
| Welfare Fraud | 6 | 0 | 1 | 0 |
| Wire Fraud | 108 | 2 | 2 | 0 |
| Identity Fraud | 189 | 25 | 11 | 0 |
| Hacking/Computer Invasion | 1 | 0 | 0 | 0 |
| Motor Vehicle Theft | 1,887 | 421 | 173 | 48 |
| Robbery | 181 | 69 | 70 | 6 |
| Stolen Property Offenses | 541 | 381 | 270 | 43 |
| Pocket-picking | 6 | 1 | 0 | 0 |
| Purse-snatching | 8 | 0 | 0 | 0 |
| Shoplifting | 2,723 | 1,791 | 1,566 | 339 |
| Theft From Building | 1,066 | 204 | 108 | 28 |
| Theft From Coin Machine | 16 | 2 | 3 | 0 |
| Theft From Motor Vehicle | 2,023 | 185 | 98 | 30 |
| Theft of Motor Vehicle Parts | 286 | 14 | 9 | 0 |
| All Other Larceny | 6,157 | 843 | 565 | 141 |
| Crimes Against Society | | | | |
| Animal Cruelty | 7 | 2 | 3 | 0 |
| Drug/Narcotic Violations | 6,086 | 4,936 | 4,441 | 425 |
| Drug Equipment Violations | 5,467 | 4,784 | 2,029 | 150 |
| Betting/Wagering | 0 | 0 | 0 | 0 |
| Operating/Promoting Gambling | 2 | 0 | 0 | 0 |
| Gambling Equipment Violations | 0 | 0 | 0 | 0 |
| Sports Tampering | 0 | 0 | 0 | 0 |
| Pornography/Obscene Material | 107 | 34 | 13 | 11 |
| Prostitution | 51 | 14 | 6 | 0 |
| Prostitution Assisting/Promoting | 12 | 4 | 1 | 0 |
| Purchasing Prostitution | 14 | 14 | 13 | 0 |
| Weapon Law Violations | 681 | 550 | 316 | 22 |
| Total Group A Offenses | 48,115 | 21,043 | 13,839 | 1,892 |

Statewide Total Arrests Reported, 2016

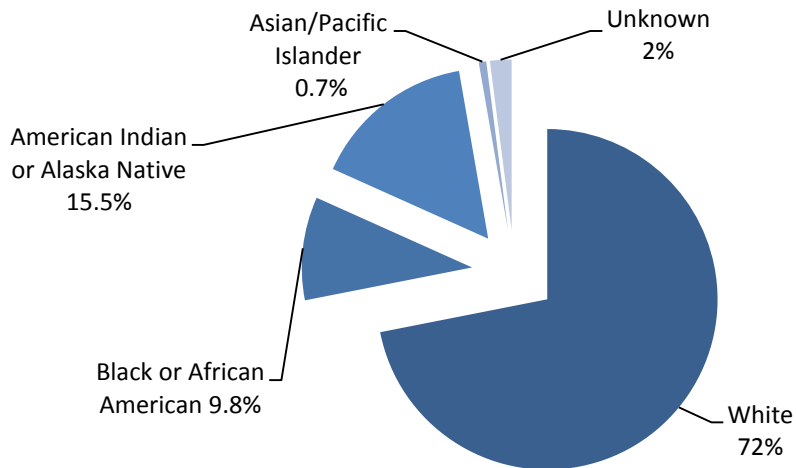
Total Arrests by Age Group



Arrests by Gender



Total Arrests by Race



Group A Offenses

Group A offenses includes the crimes of Animal Cruelty; Arson; Assaults; Bribery; Burglary; Counterfeiting/Forgery; Homicide Offenses; Destruction/Damage/Vandalism of Property; Drug/Narcotic Offenses; Embezzlement; Extortion/Blackmail; Fraud; Gambling Offenses; Robbery; Kidnapping/Abduction; Larceny/Theft Offenses; Motor Vehicle Theft; Pornography/Obscene Material Offenses; Human Trafficking Offenses; Prostitution Offenses; Sex Offenses; Non-Forcible Sex Offenses; Stolen Property Offenses and; Weapon Law Violations.

In 2016, 48,115 Group A offenses were reported by local law enforcement agencies. This is a decrease of 0.4 percent from the total of 48,288 reported in 2015.

The Census Bureau estimate of North Dakota’s population for 2016 is 757,952. Based on that total, the crime rate per 100,000 population for 2016 was 6348.0, as compared to 6379.5 for 2015.

More than 43 percent of Group A crime offenses were reported as cleared by arrest or exceptional means. The NIBRS program defines an offense as “cleared” by law enforcement when at least one person is arrested, charged with the commission of the offense, and turned over to the court for prosecution. Several crimes may be cleared by the arrest of one person, while the arrests of many persons may clear only one offense. Law enforcement agencies may clear a crime by exceptional means when some element beyond law enforcement control precludes the placing of formal charges against the offender. Examples of circumstances that allow such clearances are the death of the offender (suicide, justifiably killed by police or private citizen, etc.); the victim’s refusal to cooperate with prosecution after the offender has been identified; or the denial of extradition.

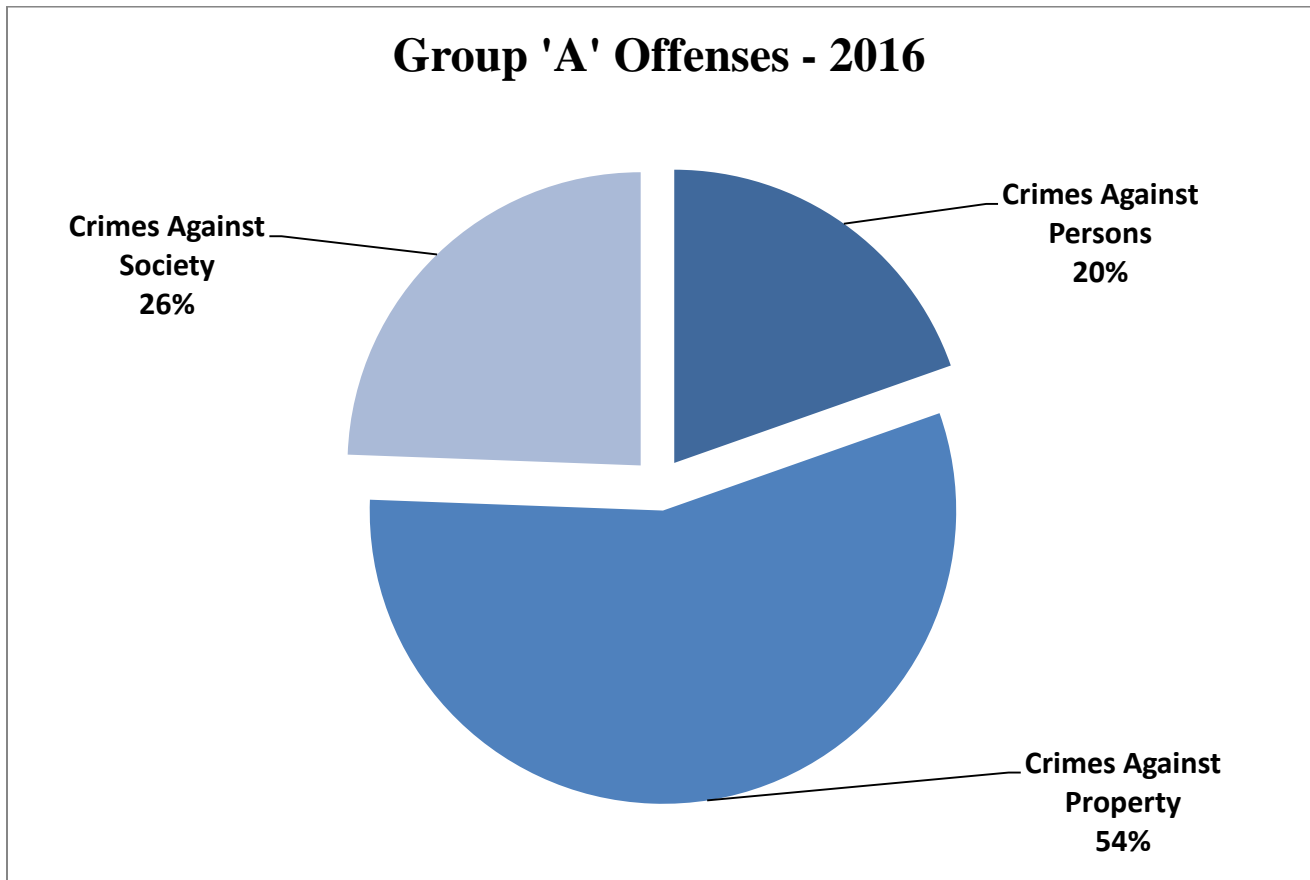
In 2016, 15,731 arrests were reported for Group A crime offenses. Of that total, 12 percent were arrests of juveniles.

More than \$40.1 million worth of property was reported stolen in 2016, with 31.5 percent of that amount reported as recovered by law enforcement officials.

Group A Offense Summary

| Year | Population | Group A Offense Total | % Change in Number from Previous Year | Crime Rate per 100,000 Population | % Change in Rate from Previous Year | Percent Cleared |
|------|------------|-----------------------|---------------------------------------|-----------------------------------|-------------------------------------|-----------------|
| 2012 | 699,628 | 39,031 | 10.8% | 5578.8 | 8.4% | 40.3% |
| 2013 | 723,393 | 40,245 | 3.1 | 5563.4 | -0.3 | 41.8 |
| 2014 | 739,482 | 42,968 | 6.8 | 5810.6 | 4.4 | 42.6 |
| 2015 | 756,927 | 48,288 | 12.4 | 6379.5 | 9.8 | 42.5 |
| 2016 | 757,952 | 48,115 | -0.4 | 6348.0 | -0.5 | 43.7 |

Group 'A' Offenses - 2016



| Crimes Against Persons | Crimes Against Property | Crimes Against Society |
|-----------------------------|------------------------------|---------------------------|
| Murder | Robbery | Animal Cruelty |
| Negligent Manslaughter | Burglary/Breaking & Entering | Drug/Narcotic Violations |
| Rape | Larceny/Theft Offenses* | Drug Equipment Violations |
| Sodomy | Motor Vehicle Theft | Gambling Offenses* |
| Sexual Assault w/Object | Arson | Pornography |
| Fondling | Destruction of Property | Prostitution Offenses* |
| Aggravated Assault | Counterfeiting/Forgery | Weapon Law Violations |
| Simple Assault | Fraud Offenses* | |
| Intimidation | Embezzlement | |
| Stalking | Extortion/Blackmail | |
| Kidnapping/Abduction | Bribery | |
| Human Trafficking Offenses* | Stolen Property Offense | |
| Incest | | |
| Statutory Rape | | |

*Specific offenses exist within the crime category.

**Comparison of Group A Offenses Reported,
2015-2016**

| Group A Offenses | 2015 | 2016 | Percent Change |
|--------------------------------|-------|-------|----------------|
| Crimes Against Persons | | | |
| Murder | 21 | 17 | -19.0% |
| Negligent Manslaughter | 8 | 5 | -37.5 |
| Kidnapping/Abduction | 91 | 99 | 8.8 |
| Rape | 287 | 260 | -9.4 |
| Sodomy | 38 | 43 | 13.2 |
| Fondling | 26 | 7 | -73.1 |
| Sexual Assault W/Object | 332 | 482 | 45.2 |
| Incest | 10 | 9 | -10.0 |
| Statutory Rape | 141 | 105 | -25.5 |
| Aggravated Assault | 1,185 | 1,132 | -4.5 |
| Simple Assault | 5,812 | 5,726 | -1.5 |
| Intimidation | 1,321 | 1,282 | -3.0 |
| Stalking | 197 | 434 | 120.3 |
| Commercial Sex Acts | | 4 | |
| Involuntary Servitude | | 1 | |
| Crimes Against Property | | | |
| Arson | 66 | 80 | 21.2 |
| Bribery | 1 | 2 | 100.0 |
| Burglary | 3,212 | 3,051 | -5.0 |
| Counterfeiting/Forgery | 922 | 755 | -18.1 |
| Destruction/Damage/Vandalism | 5,053 | 4,956 | -1.9 |
| Embezzlement | 132 | 144 | 9.1 |
| Extortion/Blackmail | 20 | 23 | 15.0 |
| False Pretenses | 1,009 | 948 | -6.0 |
| Credit Card/ATM Fraud | 565 | 487 | -13.8 |
| Impersonation | 714 | 438 | -38.7 |
| Welfare Fraud | 4 | 6 | 50.0 |
| Wire Fraud | 123 | 108 | -12.2 |
| Identity Theft | | 189 | |
| Hacking/Computer Invasion | | 1 | |
| Motor Vehicle Theft | 1,725 | 1,887 | 9.4 |
| Robbery | 157 | 181 | 15.3 |
| Stolen Property Offenses | 515 | 541 | 5.0 |
| Pocket-picking | 10 | 6 | -40.0 |
| Purse-snatching | 13 | 8 | -38.5 |
| Shoplifting | 2,834 | 2,723 | -3.9 |
| Theft From Building | 1,222 | 1,066 | -12.8 |
| Theft From Coin Machine | 26 | 16 | -38.5 |
| Theft From Motor Vehicle | 2,266 | 2,023 | -10.7 |
| Theft of Motor Vehicle Parts | 262 | 286 | 9.2 |
| All Other Larceny/Theft | 6,181 | 6,157 | -0.4 |

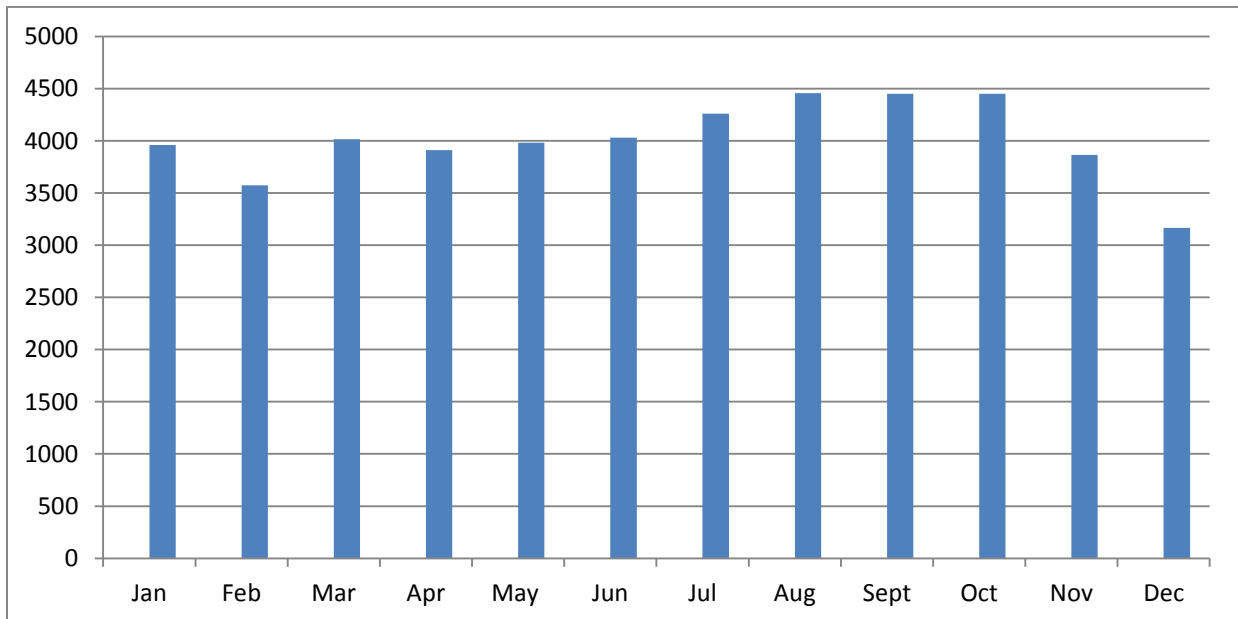
**Comparison of Group A Offenses Reported,
2015-2016
Continued**

| Group A Offenses | 2015 | 2016 | Percent Change |
|------------------------------------|--------|--------|----------------|
| Crimes Against Society | | | |
| Animal Cruelty | | 7 | |
| Drug/Narcotic Violations | 5,648 | 6,086 | 7.8% |
| Drug Equipment Violations | 5,120 | 5,467 | 6.8 |
| Betting/Wagering | | | |
| Gambling Equipment Violations | | 2 | |
| Operating/Promoting Gambling | 2 | | -100.0 |
| Sports Tampering | | | |
| Pornography/Obscene Material | 124 | 107 | -13.7 |
| Prostitution | 87 | 51 | -41.4 |
| Prostitution - Assisting/Promoting | 34 | 12 | -64.7 |
| Purchasing Prostitution | | 14 | |
| Weapon Law Violations | 772 | 681 | -11.8 |
| Total Group A Offenses | 48,288 | 48,115 | -0.4 |

**“Top Five” Locations for
Group A Offenses to Occur:**

1. Residence/Home
2. Highway/Road Alley/Street
3. Parking Lots/Parking Garages
4. Department/Discount Stores
5. Schools

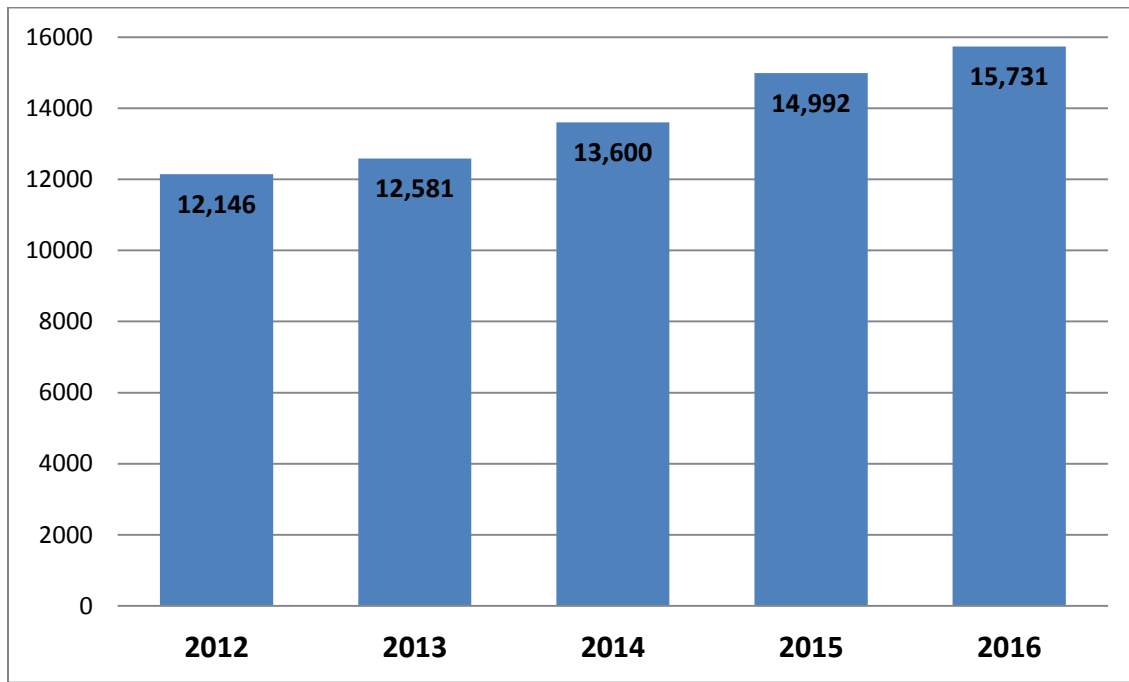
*The most frequent months of crime occurrence
were **August, September & October**;
the least frequent was **December**.*



**Arrest Totals for Group A Offenses
2012-2016**

| Year | Juvenile | Adult | Age Not Reported | Total |
|-------------|-----------------|--------------|-------------------------|--------------|
| 2012 | 2,274 | 9,872 | | 12,146 |
| 2013 | 1,881 | 10,699 | 1 | 12,581 |
| 2014 | 1,828 | 11,772 | | 13,600 |
| 2015 | 1,881 | 13,111 | | 14,992 |
| 2016 | 1,892 | 13,839 | | 15,731 |

**Arrest Totals for Group A Offenses
2012-2016**



Reported Group A Incidents where Offender is Suspected of Using

| Crimes Against Persons | Alcohol | Drugs/ Narcotics | Computer Equipment | Not Applicable |
|------------------------------------|---------|---------------------|-----------------------|-------------------|
| Murder | 5 | 2 | | 7 |
| Negligent Manslaughter | | | | 3 |
| Aggravated Assault | 412 | 69 | | 605 |
| Simple Assault | 1,562 | 193 | 2 | 3,136 |
| Intimidation | 210 | 59 | 16 | 675 |
| Stalking | 14 | 2 | 33 | 330 |
| Kidnapping/Abduction | 26 | 7 | | 58 |
| Rape | 73 | 17 | 1 | 169 |
| Sodomy | 6 | | | 33 |
| Sexual Assault W/Object | 1 | 1 | | 4 |
| Fondling | 64 | 20 | 2 | 370 |
| Incest | | | | 6 |
| Statutory Rape | 5 | 4 | 3 | 89 |
| Commercial Sex Acts | 1 | 2 | | 2 |
| Involuntary Servitude | | | | 1 |
| Crimes Against Property | | | | |
| Arson | 10 | | | 70 |
| Bribery | 1 | | | 1 |
| Burglary | 79 | 61 | 2 | 2,739 |
| Counterfeiting/Forgery | 16 | 22 | 28 | 691 |
| Destruction/Damage/Vandalism | 337 | 73 | | 4,578 |
| Embezzlement | | | 8 | 136 |
| Extortion/Blackmail | | 1 | 8 | 14 |
| False Pretenses | 64 | 23 | 66 | 797 |
| Credit Card/ATM Fraud | 3 | 4 | 43 | 437 |
| Impersonation | 7 | 8 | 41 | 382 |
| Welfare Fraud | | | | 6 |
| Wire Fraud | | | 23 | 85 |
| Identity Theft | 2 | 1 | 16 | 170 |
| Hacking/Computer Invasion | | | 1 | |
| Robbery | 30 | 10 | | 142 |
| Motor Vehicle Theft | 67 | 46 | | 1,717 |
| Stolen Property Offenses | 40 | 76 | 3 | 437 |
| Pocket-picking | | 1 | | 5 |
| Purse-snatching | 2 | | | 6 |
| Shoplifting | 149 | 64 | | 2,518 |
| Theft From Building | 26 | 13 | 1 | 1,029 |
| Theft From Coin Machine | 1 | | | 15 |
| Theft From Motor Vehicle | 38 | 16 | 1 | 1,970 |
| Theft of Motor Vehicle Parts | 1 | | | 285 |
| All Other Larceny/Theft | 164 | 109 | 24 | 5,883 |
| Crimes Against Society | | | | |
| Animal Cruelty | | | | 7 |
| Drug/Narcotic Violations | 551 | 3,863 | 5 | 2,091 |
| Drug Equipment Violations | 518 | 3,509 | 6 | 1,823 |
| Betting/Wagering | | | | |
| Operating/Promoting Gambling | | | | 2 |
| Gambling Equipment Violations | | | | |
| Sports Tampering | | | | |
| Pornography/Obscene Material | | 1 | 41 | 66 |
| Prostitution | 5 | 2 | 4 | 40 |
| Prostitution - Assisting/Promoting | 4 | 3 | 2 | 6 |
| Purchasing Prostitution | | 1 | 10 | 3 |
| Weapon Law Violations | 102 | 145 | | 447 |

* More than one category may be chosen for each offense so number will not equal the total offense counts.

Crimes Against Persons

Crimes Against Persons offenses are classified according to victim type which includes the offenses of murder/non-negligent manslaughter, rape, and assaults. For counting purposes, agencies should count one offense for each victim of a Crimes Against Persons (See the NIBRS offense definitions section beginning on page 161 of this publication for definitions of these and other offenses.)

In 2016, 9,606 Crimes Against Persons were reported in North Dakota. This is a 1.5 percent increase from the 2015 total of 9,469 crimes reported. In 2014, 8,645 crimes were reported.

Crimes Against Persons offenses comprised 20 percent of reported Group A crime offenses in North Dakota in 2016.

The Crimes Against Persons crime rate for 2016 is 1267.4 per 100,000, as compared to 1251.0 per 100,000 in 2015. This is a 1.3 percent increase in the Crimes Against Persons crime rate. In 2014, the Crimes Against Persons crime rate was 1169.1 per 100,000 population.

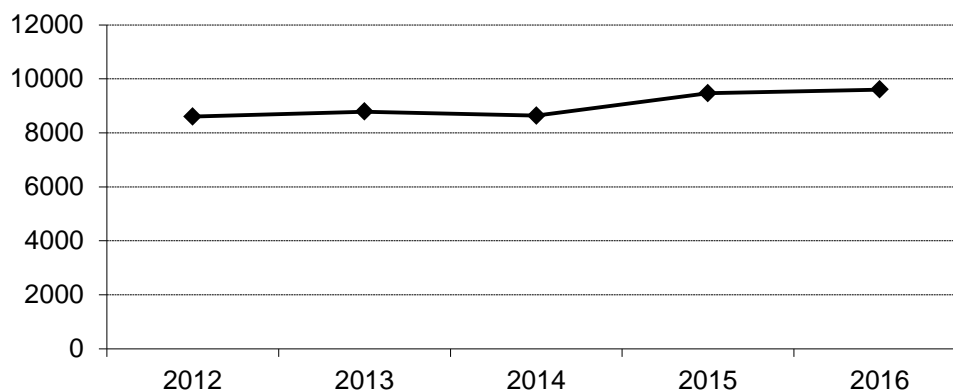
Over 51 percent of Crimes Against Persons offenses in 2016 were reported as cleared by arrest or exceptional means.

Of the 3,383 total arrests reported for Crimes Against Persons offenses, 13.1 percent were arrests of juveniles.

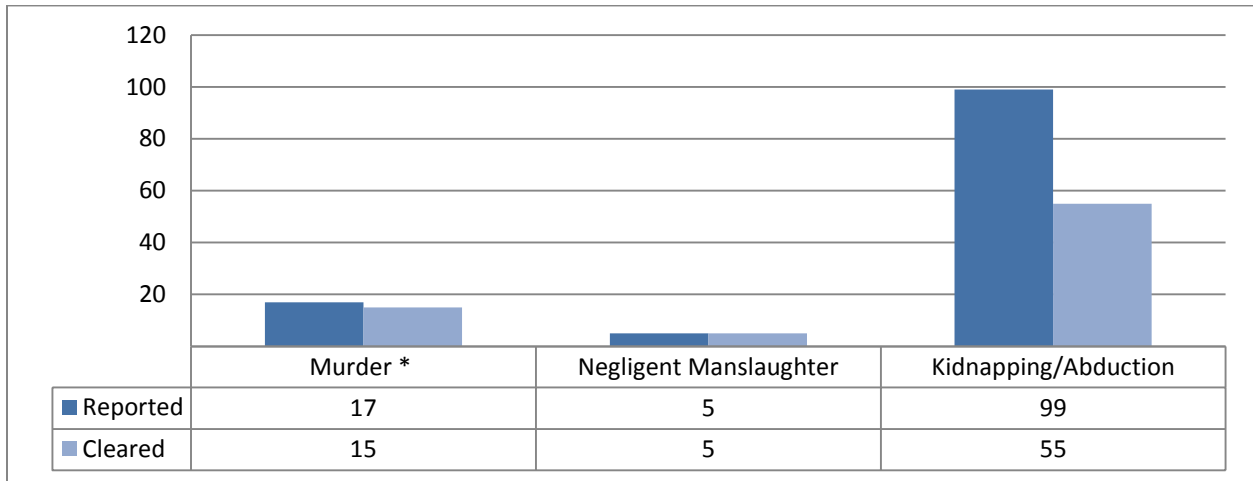
Crimes Against Persons Summary

| Year | Population | Offenses | % Change in Number from Previous Year | Rate per 100,000 Population | % Change in Rate from Previous Year | Percent Cleared |
|------|------------|----------|---------------------------------------|-----------------------------|-------------------------------------|-----------------|
| 2012 | 699,628 | 8,602 | 11.2% | 1229.5 | 8.7% | 52.2% |
| 2013 | 723,393 | 8,788 | 2.2 | 1214.8 | -1.2 | 52.4 |
| 2014 | 739,482 | 8,645 | -1.6 | 1169.1 | -3.8 | 51.4 |
| 2015 | 756,927 | 9,469 | 9.5 | 1251.0 | 7.0 | 50.1 |
| 2016 | 757,952 | 9,606 | 1.5 | 1267.4 | 1.3 | 51.1 |

Crimes Against Persons Total Offenses, 2012-2016

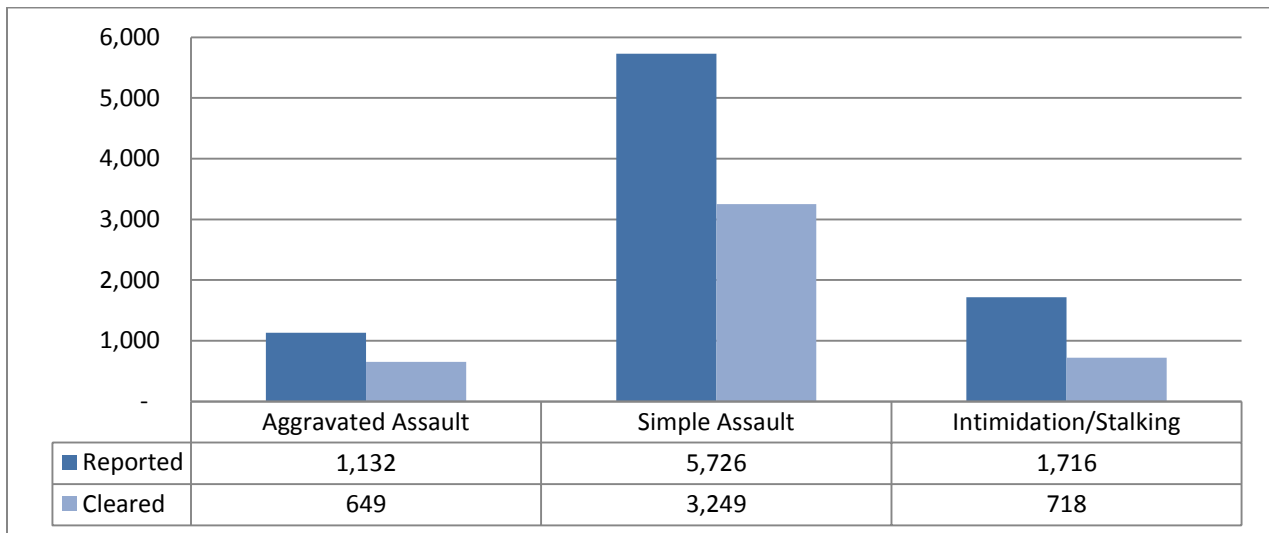


Crimes Against Persons Homicides & Kidnapping

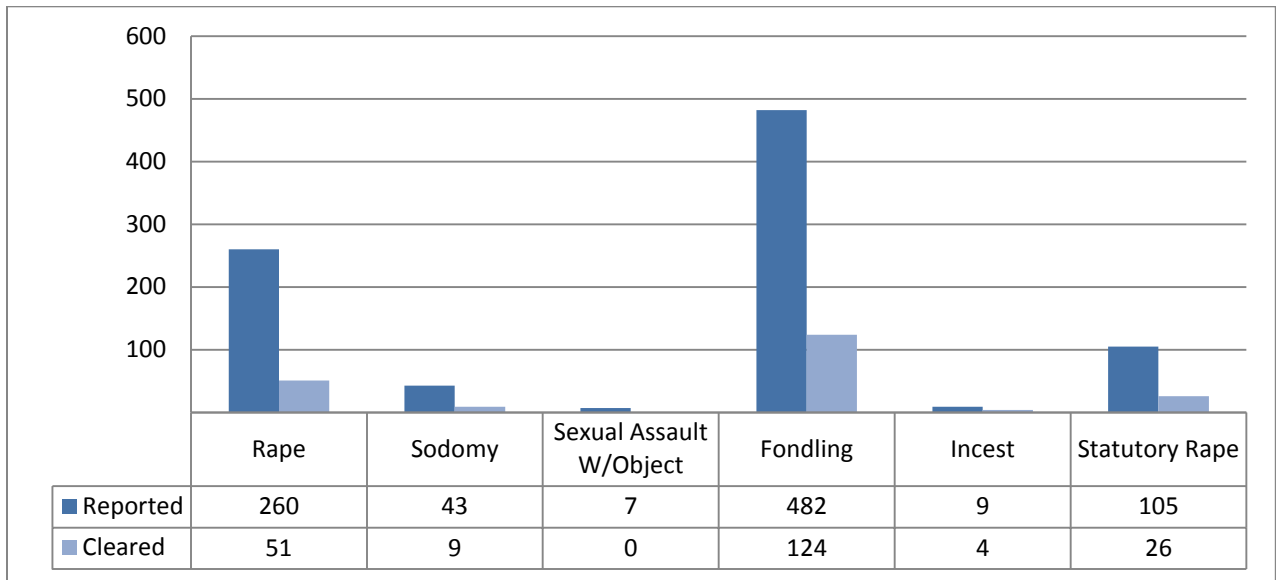


*Tribal law enforcement murders included in this chart. For a full report see Homicide in ND, 2016.

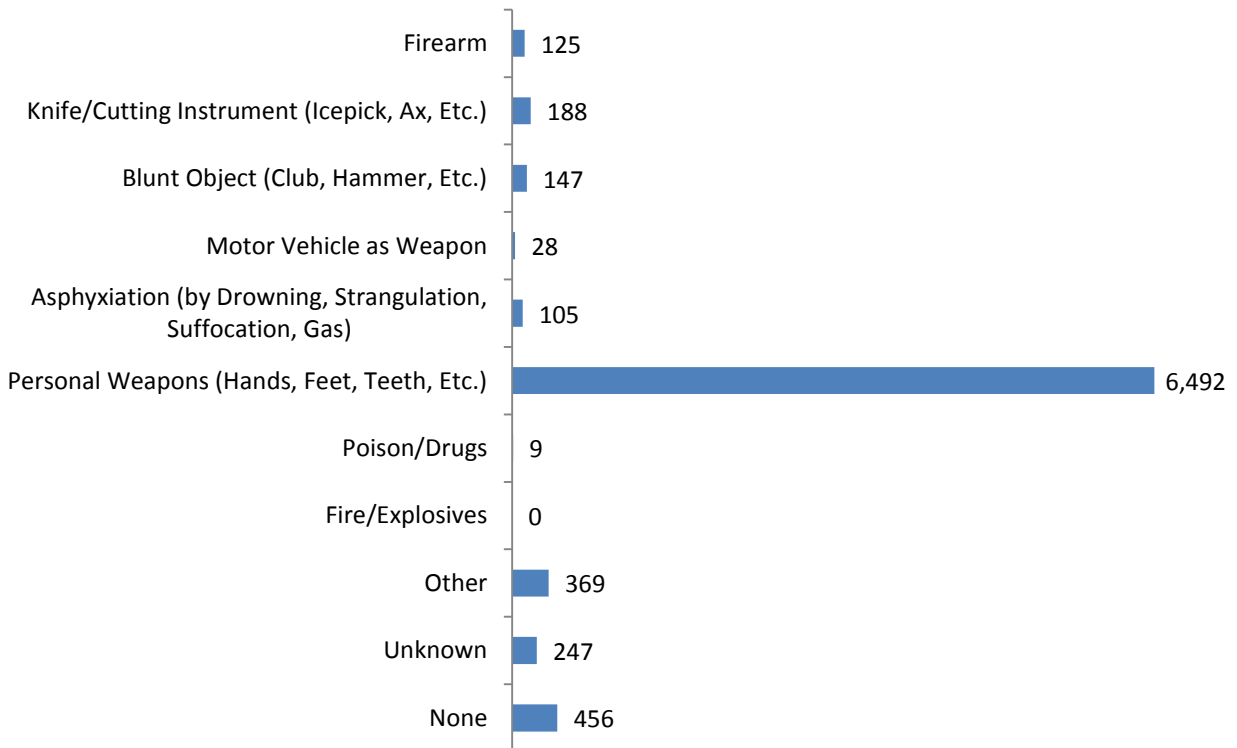
Crimes Against Persons Assault Offenses



Crimes Against Persons Sex Offenses



Crimes Against Persons Weapon Type, 2016



*Up to 3 weapon types may be selected for each incident.

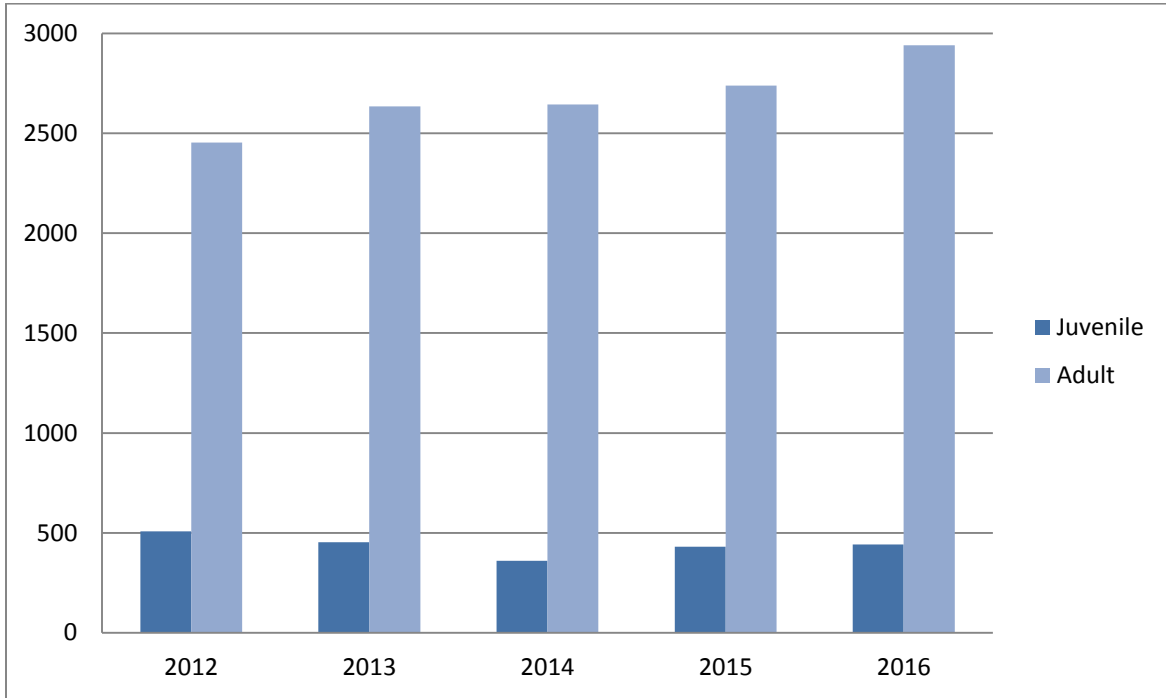
Victim Relationships 2016

| Victim to Offender Relationship | Total # of Victims | % of Total Victims |
|---------------------------------|--------------------|--------------------|
| Boyfriend/Girlfriend | 1,789 | 18.7% |
| Acquaintance | 1,642 | 17.2 |
| Otherwise Known | 1,121 | 11.8 |
| Victim was Offender | 898 | 9.4 |
| Stranger | 723 | 7.6 |
| Former Boyfriend/Girlfriend | 668 | 7.0 |
| Spouse | 664 | 7.0 |
| Child | 475 | 5.0 |
| Friend | 381 | 4.0 |
| Unknown | 337 | 3.5 |
| Sibling | 317 | 3.3 |
| On-duty Peace Officer | 317 | 3.3 |
| Parent | 281 | 2.9 |
| Other Family Member | 249 | 2.6 |
| Neighbor | 131 | 1.4 |
| Ex-Spouse | 96 | 1.0 |
| Child of Boyfriend/Girlfriend | 67 | 0.7 |
| Homosexual Relationship | 66 | 0.7 |
| Stepchild | 64 | 0.7 |
| In-Law | 57 | 0.6 |
| Stepparent | 49 | 0.5 |
| Grandchild | 34 | 0.4 |
| Stepsibling | 25 | 0.3 |
| Grandparent | 21 | 0.2 |
| Employer | 20 | 0.2 |
| Babysitree (the baby/child) | 15 | 0.2 |
| Employee | 13 | 0.1 |

Arrests for Crimes Against Persons 2012-2016

| Year | Juvenile | Adult | Total |
|------|----------|-------|-------|
| 2012 | 508 | 2,454 | 2,962 |
| 2013 | 453 | 2,634 | 3,087 |
| 2014 | 360 | 2,643 | 3,003 |
| 2015 | 431 | 2,738 | 3,169 |
| 2016 | 443 | 2,940 | 3,383 |

Arrests for Crimes Against Persons By Age Group 2012-2016



Crimes Against Property

Crimes Against Property includes the offenses of Burglary, Robbery, Fraud, Destruction/Damage/Vandalism, Larceny/Theft, Motor Vehicle Theft, Arson, Counterfeit/Forgery, Embezzlement, Extortion/Blackmail, Bribery and Stolen Property Offense.

In 2016, the total number of property crimes reported was 26,082. This is a decrease of 3.5 percent from the 2015 total of 27,032.

Crimes Against Property accounted for 54 percent of the Group A offenses reported in North Dakota. The property crime rate decreased 3.6 percent from 3571.3 per 100,000 population in 2015, to 3441.1 per 100,000 in 2016.

More than \$40.1 million worth of property was reported stolen in 2016, with 31.5 percent of that amount reported as recovered by law enforcement officials.

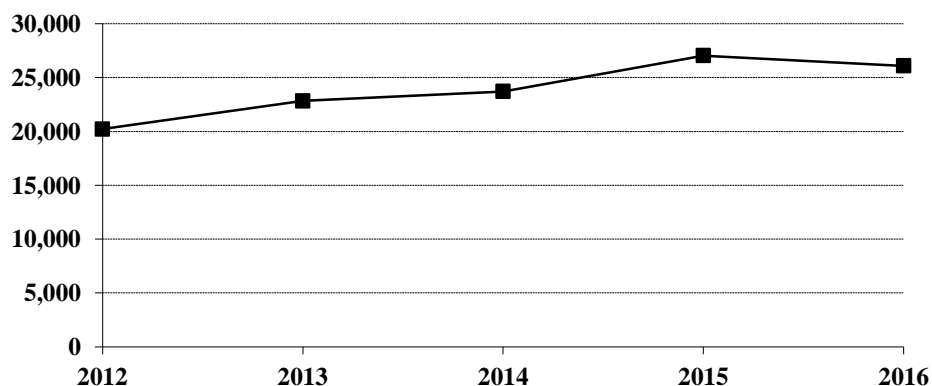
More than 22 percent of property crimes were cleared by arrest or exceptional means in 2016.

A total of 4,918 arrests was reported for property crimes. Of those, 17.1 percent were arrests of juveniles.

Crimes Against Property Summary

| Year | Population | Property Offenses | % Change in Number from Previous Year | Rate per 100,000 Population | % Change in Rate from Previous Year | Percent Cleared |
|------|------------|-------------------|---------------------------------------|-----------------------------|-------------------------------------|-----------------|
| 2012 | 699,628 | 20,223 | 9.8% | 2890.5 | 7.3% | 21.2% |
| 2013 | 723,393 | 22,835 | 12.9 | 3156.7 | 9.2 | 20.8 |
| 2014 | 739,482 | 23,712 | 3.8 | 3206.6 | 1.6 | 20.5 |
| 2015 | 756,927 | 27,032 | 14.0 | 3571.3 | 11.4 | 21.5 |
| 2016 | 757,952 | 26,082 | -3.5 | 3441.1 | -3.6 | 22.2 |

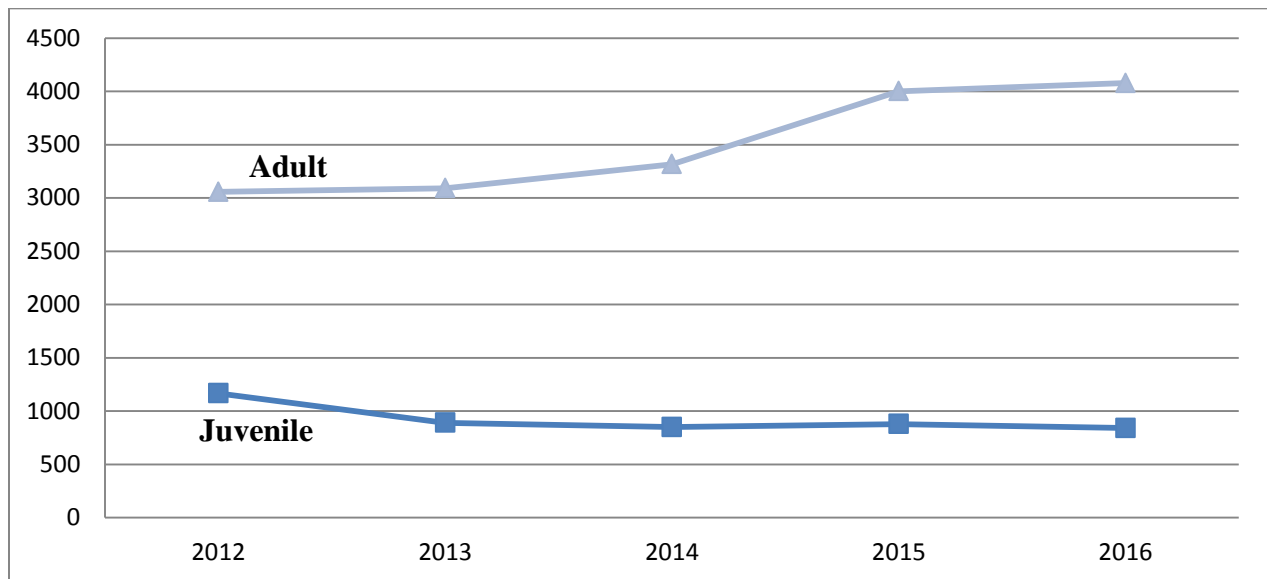
Crimes Against Property Totals, 2012-2016



Arrests for Crimes Against Property, 2012-2016

| Year | Juvenile | Adult | Total |
|------|----------|-------|-------|
| 2012 | 1,166 | 3,057 | 4,223 |
| 2013 | 890 | 3,091 | 3,981 |
| 2014 | 850 | 3,316 | 4,166 |
| 2015 | 878 | 4,001 | 4,879 |
| 2016 | 841 | 4,077 | 4,918 |

Arrests for Crimes Against Property 2012-2016



Stolen Property Loss Due to Property Crime Offenses, 2012-2016

| Year | Population | Total Stolen Property Loss | % Change from Previous Year | Property Loss per Capita | Percent Recovered |
|------|------------|----------------------------|-----------------------------|--------------------------|-------------------|
| 2012 | 699,628 | \$29,068,039 | 30.9% | \$41.55 | 22.3% |
| 2013 | 723,393 | 37,567,557 | 29.2 | 51.93 | 26.9 |
| 2014 | 739,482 | 38,605,788 | 2.9 | 52.25 | 24.3 |
| 2015 | 756,927 | 44,607,207 | 15.5 | 58.93 | 33.9 |
| 2016 | 757,952 | 40,167,740 | -9.9 | 53.00 | 31.5 |

Crimes Against Society

Crimes Against Society includes the offenses of Drug/Narcotic Violations, Drug Equipment Violations, Prostitution Offenses, Weapon Violations, Gambling Offenses and Pornography/Obscene Material.

In 2016, the total number of Crimes Against Society reported was 12,427. This is an increase of 5.4 percent from the 2015 total of 11,787.

Crimes Against Society accounted for 26 percent of the Group A offenses reported in North Dakota. The Crimes Against Society rate increased 5.3 percent from 1557.2 per 100,000 population in 2015, to 1639.5 per 100,000 in 2016.

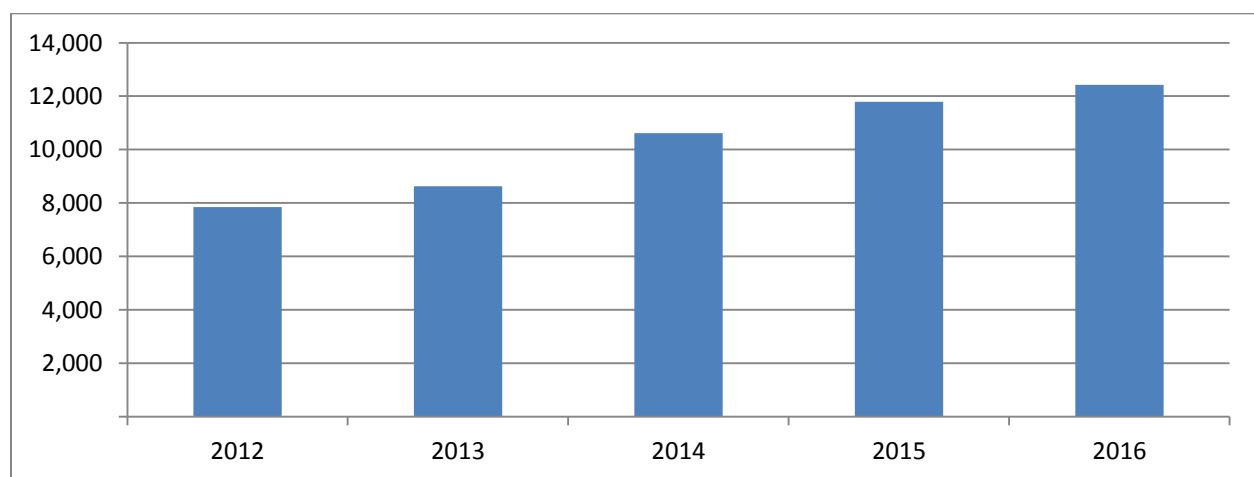
More than 83 percent of Crimes Against Society were cleared by arrest or exceptional means in 2016.

A total of 7,430 arrests were reported for Crimes Against Society. Of those, 8.2 percent were arrests of juveniles.

Crimes Against Society Summary

| Year | Population | Crimes Against Society Offenses | % Change in Number from Previous Year | Rate per 100,000 Population | % Change in Rate from Previous Year | Percent Cleared |
|------|------------|---------------------------------|---------------------------------------|-----------------------------|-------------------------------------|-----------------|
| 2012 | 699,628 | 7,850 | 16.9% | 1122.0 | 14.2% | 84.5% |
| 2013 | 723,393 | 8,622 | 9.8 | 1191.9 | 6.2 | 86.7 |
| 2014 | 739,482 | 10,611 | 23.1 | 1434.9 | 20.4 | 84.7 |
| 2015 | 756,927 | 11,787 | 11.1 | 1557.2 | 8.5 | 84.5 |
| 2016 | 757,952 | 12,427 | 5.4 | 1639.5 | 5.4 | 83.2 |

Crimes Against Society, 2012-2016



**Crimes Against Society
By Offense Type
2012-2016**

| Offense Type | 2012 | 2013 | 2014 | 2015 | 2016 |
|----------------------------------|-------|-------|-------|-------|-------|
| Animal Cruelty | | | | | 7 |
| Drug/Narcotic Violations | 3,698 | 4,064 | 5,154 | 5,648 | 6,086 |
| Drug Equipment Violations | 3,553 | 3,838 | 4,650 | 5,120 | 5,467 |
| Betting/Wagering | | | | | |
| Operating/Promoting Gambling | 4 | | 1 | 2 | 2 |
| Gambling Equipment Violations | | 1 | 1 | | |
| Sports Tampering | | | | | |
| Pornography/Obscene Material | 67 | 77 | 105 | 124 | 107 |
| Prostitution | 30 | 33 | 54 | 87 | 51 |
| Prostitution Assisting/Promoting | 19 | 38 | 17 | 34 | 12 |
| Purchasing Prostitution | | | | | 14 |
| Weapon Law Violations | 479 | 571 | 629 | 772 | 681 |

**Crimes Against Society
Arrest By Gender 2010 – 2016**

| Year | Female | Male | Total |
|------|--------|-------|-------|
| 2012 | 1,102 | 3,859 | 4,961 |
| 2013 | 1,329 | 4,184 | 5,513 |
| 2014 | 1,593 | 4,838 | 6,431 |
| 2015 | 1,794 | 5,150 | 6,944 |
| 2016 | 1,976 | 5,454 | 7,430 |

**Crimes Against Society
Arrest By Age Group 2010 – 2016**

| Year | Juvenile | Adult | Unknown Age | Total |
|------|----------|-------|-------------|-------|
| 2012 | 600 | 4,361 | | 4,961 |
| 2013 | 538 | 4,974 | 1 | 5,513 |
| 2014 | 618 | 5,813 | | 6,431 |
| 2015 | 572 | 6,372 | | 6,944 |
| 2016 | 608 | 6,822 | | 7,430 |

Group B Offenses

Group B arrests include the offenses of Bad Checks, Curfew/Loitering/Vagrancy, Disorderly Conduct, Driving Under the Influence (DUI), Non-Violent Family Offenses, Liquor Law Violations, Peeping Tom, and Trespassing. The offense Runaway is no longer reported since 2014.

In 2016, the total number of Group B arrests reported was 16,614. This is a decrease of 0.3 percent from the 2015 total of 16,656.

Group B arrests accounted for 51.4 percent of all arrests reported in North Dakota.

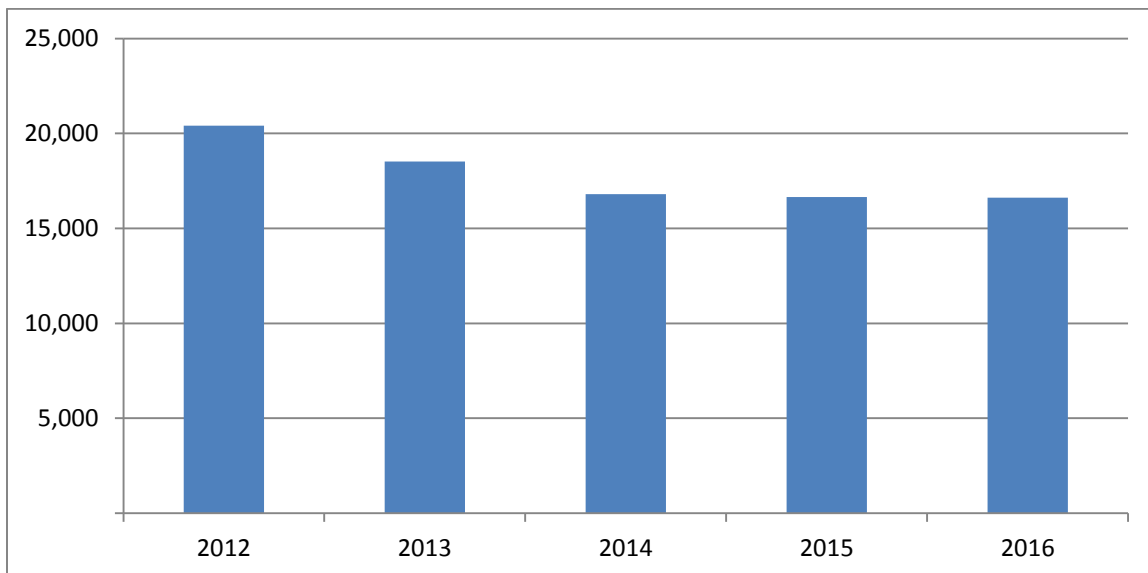
More than 72 percent of the total Group B arrests were of male in 2016.

In 2016, juvenile arrests accounted for 10.9 percent of Group B arrests.

Group B Arrests Summary

| Year | Population | Group B Offenses | % Change in Number from Previous Year | Rate per 100,000 Population | % Change in Rate from Previous Year |
|------|------------|------------------|---------------------------------------|-----------------------------|-------------------------------------|
| 2012 | 699,628 | 20,401 | 8.5% | 2916.0 | 6.1% |
| 2013 | 723,393 | 18,526 | -9.2 | 2561.0 | -11.1 |
| 2014 | 739,482 | 16,806 | -9.3 | 2272.7 | -11.3 |
| 2015 | 756,927 | 16,656 | -0.9 | 2200.5 | -3.2 |
| 2016 | 757,952 | 16,614 | -0.3 | 2192.0 | -0.4 |

Group B Arrests Summary 2012-2016



**Group B Arrests
By Offense Type
2012-2016**

| Offense Type | 2012 | 2013 | 2014 | 2015 | 2016 |
|---------------------------|-------|-------|-------|-------|-------|
| Bad Checks | 261 | 208 | 160 | 94 | 43 |
| Curfew/Loitering/Vagrancy | 149 | 88 | 88 | 104 | 114 |
| Disorderly Conduct | 2,026 | 1,865 | 1,637 | 1,800 | 1,743 |
| DUI | 7,382 | 7,117 | 6,705 | 6,229 | 5,406 |
| Family-Non Violent | 134 | 134 | 104 | 243 | 243 |
| Liquor Law Violations | 4,577 | 4,004 | 3,531 | 3,125 | 2,898 |
| Peeping Tom | 4 | | 6 | 4 | 5 |
| Runaway * | 535 | 419 | | | |
| Trespass | 529 | 544 | 477 | 642 | 999 |
| All Other Offenses | 4,804 | 4,147 | 4,098 | 4,415 | 5,163 |

*Runaway offense no longer published after 2013

**Group B Arrests
By Gender 2012 – 2016**

| Year | Female | Male | Total |
|------|--------|--------|--------|
| 2012 | 5,384 | 15,017 | 20,401 |
| 2013 | 4,851 | 13,675 | 18,526 |
| 2014 | 4,172 | 12,634 | 16,806 |
| 2015 | 4,155 | 12,501 | 16,656 |
| 2016 | 4,572 | 12,042 | 16,614 |

**Group B Arrests
By Age Group 2012 – 2016**

| Year | Juvenile | Adult | Unknown Age | Total |
|------|----------|--------|-------------|--------|
| 2012 | 3,164 | 17,236 | 1 | 20,401 |
| 2013 | 2,569 | 15,957 | | 18,526 |
| 2014 | 1,829 | 14,977 | | 16,806 |
| 2015 | 1,915 | 14,741 | | 16,656 |
| 2016 | 1,818 | 14,796 | | 16,614 |

ARREST ANALYSIS

Arrests in 2016

Although primarily an indication of law enforcement activity, the number of arrests reported does provide a limited profile of the perpetrators of crime, especially for those crimes that have high clearance rates. Differing arrest practices, policies, and enforcement emphasis among agencies influence the volume of arrests for various offenses, particularly those against public order such as vagrancy, disorderly conduct, and related violations. However, arrests for serious crimes, e.g., robbery or burglary, are more likely to be uniform throughout all jurisdictions across the state.

The NIBRS program requires that an arrest be counted for each separate occasion an individual is taken into custody. Although several charges may be lodged against a person at the time of the arrest, only one arrest is counted for each time the person is taken into custody.

North Dakota law enforcement agencies reported 32,345 arrests in 2016. A total of 31,648 arrests was reported in 2015.

In 2016, over 11 percent of total arrests were arrests of juveniles. Seventy-two percent of the total was arrests of males.

The total of 8,304 reported arrests for DUI and liquor law violations represents 25.7 percent of the total arrests reported in the state of North Dakota in 2016. Arrests for DUI decreased from 6,229 in 2015 to 5,406 in 2016. Liquor law violation arrests decreased 7.3 percent from 3,125 in 2015 to 2,898 reported in 2016.

Seventy-two percent of total arrests were white; over 15 percent were Native American.

These statistics are provided by local law enforcement agencies that contribute to the North Dakota IBR program. When available, only homicide arrest figures for reservations in the state are included in these totals. Tribal law enforcement agencies do not participate in the ND IBR program.

**Annual Comparison of Reported Arrests,
2015-2016**

| Number of Arrestees | 2015 | 2016 | % Change |
|--------------------------------|-------|-------|----------|
| Crimes Against Persons | | | |
| Murder | 15 | 15 | 0.0% |
| Negligent Manslaughter | 4 | 3 | -25.0 |
| Kidnapping/Abduction | 22 | 25 | 13.6 |
| Rape | 35 | 31 | -11.4 |
| Sodomy | 4 | 9 | 125.0 |
| Fondling | 52 | 60 | 15.4 |
| Sexual Assault W/Object | 4 | 1 | -75.0 |
| Incest | 4 | 1 | -75.0 |
| Statutory Rape | 49 | 18 | -63.3 |
| Aggravated Assault | 505 | 526 | 4.2 |
| Simple Assault | 2,146 | 2,300 | 7.2 |
| Intimidation | 320 | 373 | 16.6 |
| Stalking | 9 | 20 | 122.2 |
| Commercial Sex Acts | | 1 | |
| Involuntary Servitude | | | |
| Crimes Against Property | | | |
| Arson | 16 | 154 | 862.5 |
| Bribery | | 1 | |
| Burglary | 282 | 272 | -3.5 |
| Counterfeiting/Forgery | 125 | 123 | -1.6 |
| Destruction/Damage/Vandalism | 476 | 504 | 5.9 |
| Embezzlement | 47 | 59 | 25.5 |
| Extortion/Blackmail | 1 | | -100.0 |
| False Pretenses | 169 | 221 | 30.8 |
| Credit Card/ATM Fraud | 31 | 25 | -19.4 |
| Impersonation | 38 | 48 | 26.3 |
| Welfare Fraud | | 1 | |
| Wire Fraud | | 2 | |
| Identity Theft | | 11 | |
| Hacking / Computer Invasion | | | |
| Motor Vehicle Theft | 224 | 221 | -1.3 |
| Robbery | 44 | 76 | 72.7 |
| Stolen Property Offenses | 290 | 313 | 7.9 |
| Pocket-picking | 3 | | -100.0 |
| Purse-snatching | | | |
| Shoplifting | 2,162 | 1,905 | -11.9 |
| Theft From Building | 136 | 136 | 0.0 |
| Theft From Coin Machine | | 3 | |
| Theft From Motor Vehicle | 122 | 128 | 4.9 |
| Theft of Motor Vehicle Parts | 2 | 9 | 350.0 |
| All Other Larceny/Theft | 711 | 706 | -0.7 |

**Annual Comparison of Reported Arrests,
2015-2016
Continued**

| Number of Arrestees | 2015 | 2016 | % Change |
|------------------------------------|---------------|---------------|-----------------|
| Crimes Against Society | | | |
| Animal Cruelty | | 3 | |
| Drug/Narcotic Violations | 4,382 | 4,866 | 11.0% |
| Drug Equipment Violations | 2,080 | 2,179 | 4.8 |
| Betting/Wagering | | | |
| Gambling Equipment Violations | | | |
| Operating/Promoting Gambling | 3 | | -100.0 |
| Sports Tampering | | | |
| Pornography/Obscene Material | 27 | 24 | -11.1 |
| Prostitution | 27 | 6 | -77.8 |
| Prostitution - Assisting/Promoting | 20 | 1 | -95.0 |
| Purchasing Prostitution | | 13 | |
| Weapon Law Violations | 405 | 338 | -16.5 |
| Group B Offenses | | | |
| Bad Checks | 94 | 43 | -54.3 |
| Curfew/Loitering/Vagrancy | 104 | 114 | 9.6 |
| Disorderly Conduct | 1,800 | 1,743 | -3.2 |
| Driving Under the Influence | 6,229 | 5,406 | -13.2 |
| Family-Non Violent | 243 | 243 | 0.0 |
| Liquor Law Violations | 3,125 | 2,898 | -7.3 |
| Peeping Tom | 4 | 5 | 25.0 |
| Trespass | 642 | 999 | 55.6 |
| All Other Offenses | 4,415 | 5,163 | 16.9 |
| Total Arrests | 31,648 | 32,345 | 2.2 |

Juvenile and Adult Arrests, 2016

| Number of Arrestees | Juvenile | Adult | Total |
|--------------------------------|----------|-------|-------|
| Crimes Against Persons | | | |
| Murder | | 15 | 15 |
| Negligent Manslaughter | | 3 | 3 |
| Kidnapping/Abduction | | 25 | 25 |
| Rape | 2 | 29 | 31 |
| Sodomy | 4 | 5 | 9 |
| Fondling | 19 | 41 | 60 |
| Sexual Assault W/Object | | 1 | 1 |
| Incest | 1 | | 1 |
| Statutory Rape | 2 | 16 | 18 |
| Aggravated Assault | 37 | 489 | 526 |
| Simple Assault | 324 | 1,976 | 2,300 |
| Intimidation | 53 | 320 | 373 |
| Stalking | 1 | 19 | 20 |
| Commercial Sex Acts | | 1 | 1 |
| Involuntary Servitude | | | |
| Crimes Against Property | | | |
| Arson | 7 | 147 | 154 |
| Bribery | | 1 | 1 |
| Burglary | 25 | 247 | 272 |
| Counterfeiting/Forgery | 3 | 120 | 123 |
| Destruction/Damage/Vandalism | 156 | 348 | 504 |
| Embezzlement | 8 | 51 | 59 |
| Extortion/Blackmail | | | |
| False Pretenses | 2 | 219 | 221 |
| Credit Card/ATM Fraud | 1 | 24 | 25 |
| Impersonation | 4 | 44 | 48 |
| Welfare Fraud | | 1 | 1 |
| Wire Fraud | | 2 | 2 |
| Identity Theft | | 11 | 11 |
| Hacking / Computer Invasion | | | |
| Motor Vehicle Theft | 48 | 173 | 221 |
| Robbery | 6 | 70 | 76 |
| Stolen Property Offenses | 43 | 270 | 313 |
| Pocket-picking | | | |
| Purse-snatching | | | |
| Shoplifting | 339 | 1,566 | 1,905 |
| Theft From Building | 28 | 108 | 136 |
| Theft From Coin Machine | | 3 | 3 |
| Theft From Motor Vehicle | 30 | 98 | 128 |
| Theft of Motor Vehicle Parts | | 9 | 9 |
| All Other Larceny/Theft | 141 | 565 | 706 |

**Juvenile and Adult Arrests
By Offense, 2016
Continued**

| Number of Arrestees | Juvenile | Adult | Total |
|------------------------------------|--------------|---------------|---------------|
| Crimes Against Society | | | |
| Animal Cruelty | | 3 | 3 |
| Drug/Narcotic Violations | 425 | 4,441 | 4,866 |
| Drug Equipment Violations | 150 | 2,029 | 2,179 |
| Betting/Wagering | | | |
| Gambling Equipment Violations | | | |
| Operating/Promoting Gambling | | | |
| Sports Tampering | | | |
| Pornography/Obscene Material | 11 | 13 | 24 |
| Prostitution | | 6 | 6 |
| Prostitution - Assisting/Promoting | | 1 | 1 |
| Purchasing Prostitution | | 13 | 13 |
| Weapon Law Violations | 22 | 316 | 338 |
| Group B Offenses | | | |
| Bad Checks | | 43 | 43 |
| Curfew/Loitering/Vagrancy | 109 | 5 | 114 |
| Disorderly Conduct | 644 | 1,099 | 1,743 |
| Driving Under the Influence | 23 | 5,383 | 5,406 |
| Family-Non Violent | 128 | 115 | 243 |
| Liquor Law Violations | 467 | 2,431 | 2,898 |
| Peeping Tom | 1 | 4 | 5 |
| Trespass | 42 | 957 | 999 |
| All Other Offenses | 404 | 4,759 | 5,163 |
| Total Arrests | 3,710 | 28,635 | 32,345 |

Arrests by Gender, 2016

| Number of Arrestees | Female | Male | Total |
|--------------------------------|--------|-------|-------|
| Crimes Against Persons | | | |
| Murder | 2 | 13 | 15 |
| Negligent Manslaughter | | 3 | 3 |
| Kidnapping/Abduction | 3 | 22 | 25 |
| Rape | | 31 | 31 |
| Sodomy | 1 | 8 | 9 |
| Fondling | 2 | 58 | 60 |
| Sexual Assault W/Object | | 1 | 1 |
| Incest | | 1 | 1 |
| Statutory Rape | | 18 | 18 |
| Aggravated Assault | 78 | 448 | 526 |
| Simple Assault | 700 | 1,600 | 2,300 |
| Intimidation | 36 | 337 | 373 |
| Stalking | 2 | 18 | 20 |
| Commercial Sex Acts | | 1 | 1 |
| Involuntary Servitude | | | |
| Crimes Against Property | | | |
| Arson | 63 | 91 | 154 |
| Bribery | | 1 | 1 |
| Burglary | 39 | 233 | 272 |
| Counterfeiting/Forgery | 41 | 82 | 123 |
| Destruction/Damage/Vandalism | 82 | 422 | 504 |
| Embezzlement | 31 | 28 | 59 |
| Extortion/Blackmail | | | |
| False Pretenses | 87 | 134 | 221 |
| Credit Card/ATM Fraud | 13 | 12 | 25 |
| Impersonation | 21 | 27 | 48 |
| Welfare Fraud | | 1 | 1 |
| Wire Fraud | 1 | 1 | 2 |
| Identity Theft | 5 | 6 | 11 |
| Hacking / Computer Invasion | | | |
| Motor Vehicle Theft | 57 | 164 | 221 |
| Robbery | 6 | 70 | 76 |
| Stolen Property Offenses | 70 | 243 | 313 |
| Pocket-picking | | | |
| Purse-snatching | | | |
| Shoplifting | 931 | 974 | 1,905 |
| Theft From Building | 51 | 85 | 136 |
| Theft From Coin Machine | | 3 | 3 |
| Theft From Motor Vehicle | 15 | 113 | 128 |
| Theft of Motor Vehicle Parts | 2 | 7 | 9 |
| All Other Larceny/Theft | 183 | 523 | 706 |

Arrests by Gender, 2016
Continued

| Number of Arrestees | Female | Male | Total |
|------------------------------------|---------------|---------------|---------------|
| Crimes Against Society | | | |
| Animal Cruelty | 2 | 1 | 3 |
| Drug/Narcotic Violations | 1,309 | 3,557 | 4,866 |
| Drug Equipment Violations | 627 | 1,552 | 2,179 |
| Betting/Wagering | | | |
| Gambling Equipment Violations | | | |
| Operating/Promoting Gambling | | | |
| Sports Tampering | | | |
| Pornography/Obscene Material | 6 | 18 | 24 |
| Prostitution | 6 | | 6 |
| Prostitution - Assisting/Promoting | | 1 | 1 |
| Purchasing Prostitution | | 13 | 13 |
| Weapon Law Violations | 26 | 312 | 338 |
| Group B Offenses | | | |
| Bad Checks | 16 | 27 | 43 |
| Curfew/Loitering/Vagrancy | 44 | 70 | 114 |
| Disorderly Conduct | 459 | 1,284 | 1,743 |
| Driving Under the Influence | 1,191 | 4,215 | 5,406 |
| Family-Non Violent | 129 | 114 | 243 |
| Liquor Law Violations | 1,001 | 1,897 | 2,898 |
| Peeping Tom | | 5 | 5 |
| Trespass | 268 | 731 | 999 |
| All Other Offenses | 1,464 | 3,699 | 5,163 |
| Total Arrests | 9,070 | 23,275 | 32,345 |

Arrests by Race, 2016

| Number of Arrestees | White | African American | Amer. Indian/ Alaskan Native | Asian/ Pacific Islander | Unknown | Total |
|--------------------------------|-------|------------------|---------------------------------|----------------------------|---------|-------|
| Crimes Against Persons | | | | | | |
| Murder | 8 | 5 | 1 | | 1 | 15 |
| Negligent Manslaughter | 3 | | | | | 3 |
| Kidnapping/Abduction | 20 | 3 | 1 | | 1 | 25 |
| Rape | 22 | 6 | | 1 | 2 | 31 |
| Sodomy | 6 | 2 | 1 | | | 9 |
| Fondling | 50 | 3 | 4 | 1 | 2 | 60 |
| Sexual Assault W/Object | 1 | | | | | 1 |
| Incest | 1 | | | | | 1 |
| Statutory Rape | 16 | 2 | | | | 18 |
| Aggravated Assault | 344 | 87 | 85 | 3 | 7 | 526 |
| Simple Assault | 1,538 | 308 | 399 | 19 | 36 | 2,300 |
| Intimidation | 260 | 54 | 49 | 3 | 7 | 373 |
| Stalking | 18 | 1 | | | 1 | 20 |
| Commercial Sex Acts | 1 | | | | | 1 |
| Involuntary Servitude | | | | | | |
| Crimes Against Property | | | | | | |
| Arson | 63 | | 73 | 2 | 16 | 154 |
| Bribery | 1 | | | | | 1 |
| Burglary | 213 | 27 | 24 | 1 | 7 | 272 |
| Counterfeiting/Forgery | 82 | 19 | 17 | 1 | 4 | 123 |
| Destruction/Damage/Vandalism | 385 | 46 | 61 | 7 | 5 | 504 |
| Embezzlement | 41 | 10 | 7 | | 1 | 59 |
| Extortion/Blackmail | | | | | | |
| False Pretenses | 143 | 24 | 46 | 5 | 3 | 221 |
| Credit Card/ATM Fraud | 14 | 5 | 4 | | 2 | 25 |
| Impersonation | 29 | 13 | 5 | | 1 | 48 |
| Welfare Fraud | | 1 | | | | 1 |
| Wire Fraud | 1 | | | | 1 | 2 |
| Identity Theft | 6 | 2 | 2 | 1 | | 11 |
| Hacking / Computer Invasion | | | | | | |
| Motor Vehicle Theft | 146 | 15 | 50 | 1 | 9 | 221 |
| Robbery | 27 | 29 | 20 | | | 76 |
| Stolen Property Offenses | 200 | 39 | 67 | 3 | 4 | 313 |
| Pocket-picking | | | | | | |
| Purse-snatching | | | | | | |
| Shoplifting | 1,221 | 179 | 475 | 17 | 13 | 1,905 |
| Theft From Building | 94 | 8 | 33 | | 1 | 136 |
| Theft From Coin Machine | 2 | 1 | | | | 3 |
| Theft From Motor Vehicle | 95 | 12 | 21 | | | 128 |
| Theft of Motor Vehicle Parts | 7 | | 2 | | | 9 |
| All Other Larceny/Theft | 484 | 88 | 117 | 3 | 14 | 706 |

Arrests by Race, 2016
Continued

| Number of Arrestees | White | African American | Amer. Indian/Alaskan Native | Asian/Pacific Islander | Unknown | Total |
|------------------------------------|---------------|------------------|-----------------------------|------------------------|------------|---------------|
| Crimes Against Society | | | | | | |
| Animal Cruelty | 2 | 1 | | | | 3 |
| Drug/Narcotic Violations | 3,550 | 553 | 627 | 30 | 106 | 4,866 |
| Drug Equipment Violations | 1,666 | 142 | 324 | 10 | 37 | 2,179 |
| Betting/Wagering | | | | | | |
| Gambling Equipment Violations | | | | | | |
| Operating/Promoting Gambling | | | | | | |
| Sports Tampering | | | | | | |
| Pornography/Obscene Material | 19 | 5 | | | | 24 |
| Prostitution | 5 | | | 1 | | 6 |
| Prostitution - Assisting/Promoting | | 1 | | | | 1 |
| Purchasing Prostitution | 11 | 1 | | 1 | | 13 |
| Weapon Law Violations | 248 | 37 | 43 | 3 | 7 | 338 |
| Group B Offenses | | | | | | |
| Bad Checks | 36 | 1 | | | 6 | 43 |
| Curfew/Loitering/Vagrancy | 71 | 4 | 36 | | 3 | 114 |
| Disorderly Conduct | 1,187 | 212 | 290 | 17 | 37 | 1,743 |
| Driving Under the Influence | 4,340 | 374 | 536 | 36 | 120 | 5,406 |
| Family-Non Violent | 164 | 12 | 60 | 2 | 5 | 243 |
| Liquor Law Violations | 2,331 | 138 | 324 | 18 | 87 | 2,898 |
| Peeping Tom | 4 | 1 | | | | 5 |
| Trespass | 552 | 102 | 290 | 10 | 45 | 999 |
| All Other Offenses | 3,529 | 598 | 933 | 33 | 70 | 5,163 |
| Total Arrests | 23,257 | 3,171 | 5,027 | 229 | 661 | 32,345 |

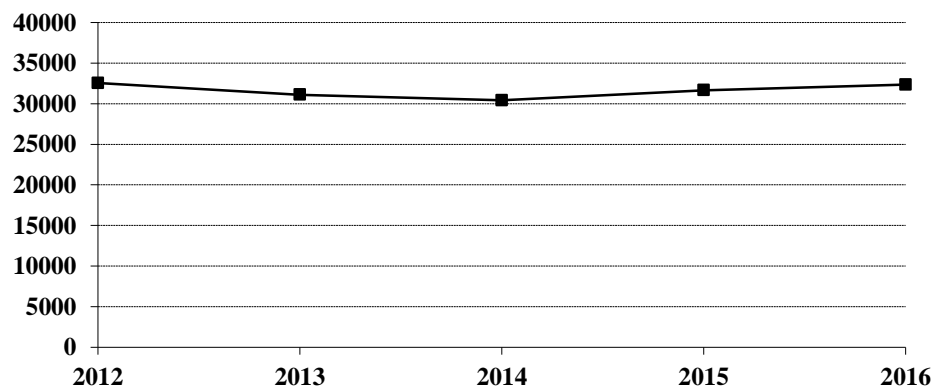
Arrests 2012-2016

Arrest Summary

| Year | Population | Arrest Total | % Change from Previous Year | Rate per 100,000 Pop. |
|------|------------|--------------|-----------------------------|-----------------------|
| 2012 | 699,628 | 32,547 | 9.7% | 4652.0 |
| 2013 | 723,393 | 31,107 | -4.4 | 4300.2 |
| 2014 | 739,482 | 30,406 | -2.3 | 4111.8 |
| 2015 | 756,927 | 31,648 | 4.1 | 4181.1 |
| 2016 | 757,952 | 32,345 | 2.2 | 4267.4 |

*Runaway offense no longer published after 2013.

Arrest Totals, 2012-2016



Arrests By Age Group 2012-2016

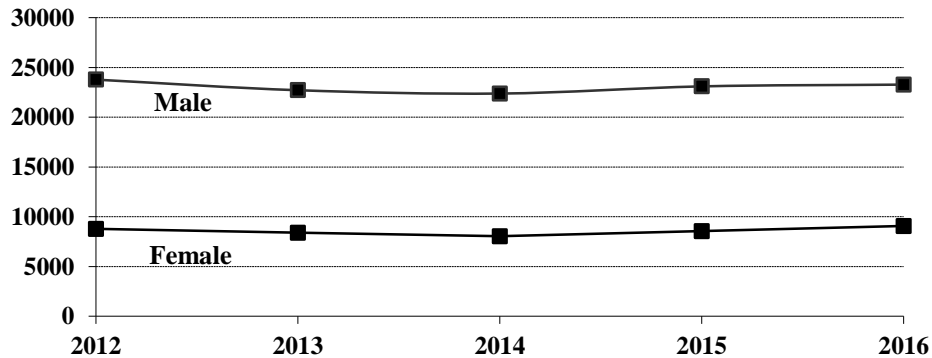
| Age Group | 2012 | 2013 | 2014 | 2015 | 2016 |
|------------------|--------|--------|-------|-------|-------|
| Under 10 | 80 | 84 | 78 | 89 | 74 |
| 10 - 17 | 5,358 | 4,366 | 3,579 | 3,707 | 3,636 |
| 18 - 24 | 11,211 | 10,365 | 9,985 | 9,447 | 9,193 |
| 25 - 34 | 7,851 | 8,103 | 8,313 | 9,207 | 9,887 |
| 35 - 44 | 4,111 | 4,251 | 4,392 | 4,751 | 4,986 |
| 45 - 54 | 2,857 | 2,828 | 2,862 | 3,121 | 3,072 |
| 55 - 64 | 880 | 933 | 1,028 | 1,103 | 1,243 |
| 65 and over | 198 | 176 | 169 | 223 | 254 |
| Age Not Reported | 1 | 1 | | | |

Arrests By Gender, 2012-2016

| Year | Male | % of Total | Female | % of Total | Total |
|------|--------|------------|--------|------------|--------|
| 2012 | 23,775 | 73.0% | 8,772 | 27.0% | 32,547 |
| 2013 | 22,712 | 73.0 | 8,395 | 27.0 | 31,107 |
| 2014 | 22,376 | 73.6 | 8,030 | 26.4 | 30,406 |
| 2015 | 23,098 | 73.0 | 8,550 | 27.0 | 31,648 |
| 2016 | 23,275 | 72.0 | 9,070 | 28.0 | 32,345 |

*Runaway offense no longer reported after 2013.

Arrests By Gender, 2012-2016

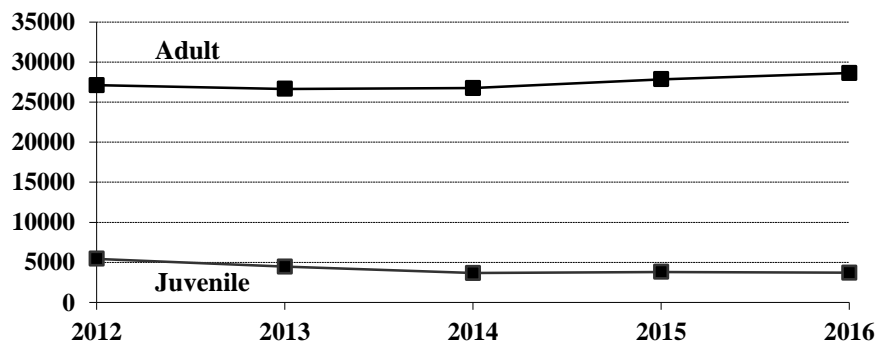


Juvenile and Adult Arrests 2012-2016

| Year | Juvenile | Percent of Total | Adult | Percent of Total | Age Not Reported | Percent of Total | Total |
|------|----------|------------------|--------|------------------|------------------|------------------|--------|
| 2012 | 5,438 | 16.7% | 27,108 | 83.3% | 1 | * | 32,547 |
| 2013 | 4,450 | 14.3 | 26,656 | 85.7 | 1 | * | 31,107 |
| 2014 | 3,657 | 12.0 | 26,749 | 88.0 | | | 30,406 |
| 2015 | 3,796 | 12.0 | 27,852 | 88.0 | | | 31,648 |
| 2016 | 3,710 | 11.5 | 28,635 | 88.5 | | | 32,345 |

* Less than 0.1 percent of total arrests.

Juvenile and Adult Arrests 2012-2016



Arrests by Offense, 2012-2016

| Number of Arrestees | 2012 | 2013 | 2014 | 2015 | 2016 |
|--------------------------------|-------|-------|-------|-------|-------|
| Crimes Against Persons | | | | | |
| Murder | 8 | 9 | 16 | 15 | 15 |
| Negligent Manslaughter | 5 | 1 | 6 | 4 | 3 |
| Kidnapping/Abduction | 16 | 17 | 17 | 22 | 25 |
| Rape | 47 | 34 | 50 | 35 | 31 |
| Sodomy | 4 | 2 | 3 | 4 | 9 |
| Fondling | 40 | 38 | 39 | 52 | 60 |
| Sexual Assault W/Object | 1 | 2 | 3 | 4 | 1 |
| Incest | 2 | 1 | | 4 | 1 |
| Statutory Rape | 41 | 38 | 28 | 49 | 18 |
| Aggravated Assault | 453 | 514 | 492 | 505 | 526 |
| Simple Assault | 2,050 | 2,094 | 1,986 | 2,146 | 2,300 |
| Intimidation | 289 | 330 | 355 | 320 | 373 |
| Stalking | 6 | 7 | 8 | 9 | 20 |
| Commercial Sex Acts | | | | | 1 |
| Involuntary Servitude | | | | | |
| Crimes Against Property | | | | | |
| Arson | 19 | 16 | 15 | 16 | 154 |
| Bribery | 1 | | 1 | | 1 |
| Burglary | 239 | 231 | 230 | 282 | 272 |
| Counterfeiting/Forgery | 64 | 76 | 96 | 125 | 123 |
| Destruction/Damage/Vandalism | 529 | 466 | 437 | 476 | 504 |
| Embezzlement | 49 | 39 | 61 | 47 | 59 |
| Extortion/Blackmail | | | 2 | 1 | |
| False Pretenses | 128 | 133 | 135 | 169 | 221 |
| Credit Card/ATM Fraud | 38 | 26 | 34 | 31 | 25 |
| Impersonation | 27 | 26 | 44 | 38 | 48 |
| Welfare Fraud | 2 | 1 | | | 1 |
| Wire Fraud | 2 | | 1 | | 2 |
| Identity Theft | | | | | 11 |
| Hacking / Computer Invasion | | | | | |
| Motor Vehicle Theft | 163 | 164 | 193 | 224 | 221 |
| Robbery | 46 | 44 | 57 | 44 | 76 |
| Stolen Property Offenses | 141 | 147 | 152 | 290 | 313 |
| Pocket-picking | 1 | 2 | 1 | 3 | |
| Purse-snatching | 1 | 4 | 1 | | |
| Shoplifting | 1,950 | 1,778 | 1,845 | 2,162 | 1,905 |
| Theft From Building | 171 | 180 | 151 | 136 | 136 |
| Theft From Coin Machine | 2 | 2 | 2 | | 3 |
| Theft From Motor Vehicle | 146 | 145 | 94 | 122 | 128 |
| Theft of Motor Vehicle Parts | 12 | 4 | 9 | 2 | 9 |
| All Other Larceny/Theft | 492 | 497 | 605 | 711 | 706 |

Arrests by Offense, 2012-2016
Continued

| Number of Arrestees | 2012 | 2013 | 2014 | 2015 | 2016 |
|------------------------------------|---------------|---------------|---------------|---------------|---------------|
| Crimes Against Society | | | | | |
| Animal Cruelty | | | | | 3 |
| Drug/Narcotic Violations | 2,906 | 3,399 | 4,000 | 4,382 | 4,866 |
| Drug Equipment Violations | 1,680 | 1,711 | 1,996 | 2,080 | 2,179 |
| Betting/Wagering | | | | | |
| Gambling Equipment Violations | | | | | |
| Operating/Promoting Gambling | | 2 | | 3 | |
| Sports Tampering | | | | | |
| Pornography/Obscene Material | 32 | 18 | 30 | 27 | 24 |
| Prostitution | 21 | 17 | 40 | 27 | 6 |
| Prostitution - Assisting/Promoting | 14 | 26 | 7 | 20 | 1 |
| Purchasing Prostitution | | | | | 13 |
| Weapon Law Violations | 308 | 340 | 358 | 405 | 338 |
| Group B Offenses | | | | | |
| Bad Checks | 261 | 208 | 160 | 94 | 43 |
| Curfew/Loitering/Vagrancy | 149 | 88 | 88 | 104 | 114 |
| Disorderly Conduct | 2,026 | 1,865 | 1,637 | 1,800 | 1,743 |
| Driving Under the Influence | 7,382 | 7,117 | 6,705 | 6,229 | 5,406 |
| Family-Non Violent | 134 | 134 | 104 | 243 | 243 |
| Liquor Law Violations | 4,577 | 4,004 | 3,531 | 3,125 | 2,898 |
| Peeping Tom | 4 | | 6 | 4 | 5 |
| Trespass | 529 | 544 | 477 | 642 | 999 |
| Runaway* | 535 | 419 | | | |
| All Other Offenses | 4,804 | 4,147 | 4,098 | 4,415 | 5,163 |
| Total Arrests | 32,547 | 31,107 | 30,406 | 31,648 | 32,345 |

*Runaway no longer reported after 2013.

Juvenile Arrests by Offense, 2012-2016

| Number of Arrestees | 2012 | 2013 | 2014 | 2015 | 2016 |
|--------------------------------|------|------|------|------|------|
| Crimes Against Persons | | | | | |
| Murder | | | | | |
| Negligent Manslaughter | | | | | |
| Kidnapping/Abduction | | | 1 | | |
| Rape | 18 | 7 | 18 | 7 | 2 |
| Sodomy | 1 | 1 | 2 | 4 | 4 |
| Fondling | 13 | 16 | 12 | 12 | 19 |
| Sexual Assault W/Object | | | 2 | | |
| Incest | 1 | | | 1 | 1 |
| Statutory Rape | 11 | 10 | 2 | 6 | 2 |
| Aggravated Assault | 29 | 29 | 21 | 40 | 37 |
| Simple Assault | 383 | 346 | 256 | 322 | 324 |
| Intimidation | 52 | 42 | 44 | 39 | 53 |
| Stalking | | 2 | 2 | | 1 |
| Commercial Sex Acts | | | | | |
| Involuntary Servitude | | | | | |
| Crimes Against Property | | | | | |
| Arson | 9 | 9 | 5 | 4 | 7 |
| Bribery | | | | | |
| Burglary | 58 | 50 | 37 | 47 | 25 |
| Counterfeiting/Forgery | 4 | 1 | 1 | 2 | 3 |
| Destruction/Damage/Vandalism | 214 | 165 | 149 | 137 | 156 |
| Embezzlement | 8 | 7 | 7 | 4 | 8 |
| Extortion/Blackmail | | | | | |
| False Pretenses | 7 | 2 | 3 | 5 | 2 |
| Credit Card/ATM Fraud | 8 | 4 | 4 | 5 | 1 |
| Impersonation | | 2 | 8 | 5 | 4 |
| Welfare Fraud | | | | | |
| Wire Fraud | | | | | |
| Identity Theft | | | | | |
| Hacking / Computer Invasion | | | | | |
| Motor Vehicle Theft | 56 | 34 | 32 | 36 | 48 |
| Robbery | 12 | 2 | 5 | 9 | 6 |
| Stolen Property Offenses | 39 | 32 | 17 | 28 | 43 |
| Pocket-picking | | 1 | | | |
| Purse-snatching | | | | | |
| Shoplifting | 482 | 380 | 365 | 428 | 339 |
| Theft From Building | 66 | 45 | 49 | 28 | 28 |
| Theft From Coin Machine | | 2 | | | |
| Theft From Motor Vehicle | 67 | 38 | 23 | 26 | 30 |
| Theft of Motor Vehicle Parts | 6 | 2 | 5 | | |
| All Other Larceny/Theft | 130 | 114 | 140 | 114 | 141 |

Juvenile Arrests by Offense, 2012-2016
Continued

| Number of Arrestees | 2012 | 2013 | 2014 | 2015 | 2016 |
|------------------------------------|--------------|--------------|--------------|--------------|--------------|
| Crimes Against Society | | | | | |
| Animal Cruelty | | | | | |
| Drug/Narcotic Violations | 352 | 348 | 395 | 372 | 425 |
| Drug Equipment Violations | 216 | 167 | 195 | 166 | 150 |
| Betting/Wagering | | | | | |
| Gambling Equipment Violations | | | | | |
| Operating/Promoting Gambling | | | | | |
| Sports Tampering | | | | | |
| Pornography/Obscene Material | 5 | 6 | 7 | 8 | 11 |
| Prostitution | | | | | |
| Prostitution - Assisting/Promoting | 1 | | | 1 | |
| Purchasing Prostitution | | | | | |
| Weapon Law Violations | 26 | 17 | 21 | 25 | 22 |
| Group B Offenses | | | | | |
| Bad Checks | | 3 | | 1 | |
| Curfew/Loitering/Vagrancy | 145 | 88 | 86 | 104 | 109 |
| Disorderly Conduct | 761 | 657 | 525 | 703 | 644 |
| Driving Under the Influence | 47 | 38 | 33 | 40 | 23 |
| Family-Non Violent | 63 | 53 | 51 | 127 | 128 |
| Liquor Law Violations | 882 | 668 | 586 | 478 | 467 |
| Peeping Tom | | | | 1 | 1 |
| Trespass | 81 | 60 | 44 | 54 | 42 |
| Runaway* | 535 | 419 | | | |
| All Other Offenses | 650 | 583 | 504 | 407 | 404 |
| Total Arrests | 5,438 | 4,450 | 3,657 | 3,796 | 3,710 |

*Runaway no longer reported after 2013.

Juvenile Arrests
By Gender 2012-2016

| Year | Male | % of Total | Female | % of Total | Total |
|------|-------|------------|--------|------------|-------|
| 2012 | 3,246 | 59.7% | 2,192 | 40.3% | 5,438 |
| 2013 | 2,720 | 61.1 | 1,730 | 38.9 | 4,450 |
| 2014 | 2,374 | 64.9 | 1,283 | 35.1 | 3,657 |
| 2015 | 2,456 | 64.7 | 1,340 | 35.3 | 3,796 |
| 2016 | 2,410 | 65.0 | 1,300 | 35.0 | 3,710 |

Adult Arrests by Offense, 2012-2016

| Number of Arrestees | 2012 | 2013 | 2014 | 2015 | 2016 |
|--------------------------------|-------|-------|-------|-------|-------|
| Crimes Against Persons | | | | | |
| Murder | 8 | 9 | 16 | 15 | 15 |
| Negligent Manslaughter | 5 | 1 | 6 | 4 | 3 |
| Kidnapping/Abduction | 16 | 17 | 16 | 22 | 25 |
| Rape | 29 | 27 | 32 | 28 | 29 |
| Sodomy | 3 | 1 | 1 | | 5 |
| Fondling | 27 | 22 | 26 | 40 | 41 |
| Sexual Assault W/Object | 1 | 2 | 1 | 4 | 1 |
| Incest | 1 | 1 | | 3 | |
| Statutory Rape | 30 | 28 | 26 | 43 | 16 |
| Aggravated Assault | 424 | 485 | 471 | 465 | 489 |
| Simple Assault | 1,667 | 1,748 | 1,730 | 1,824 | 1,976 |
| Intimidation | 237 | 288 | 311 | 281 | 320 |
| Stalking | 6 | 5 | 6 | 9 | 19 |
| Commercial Sex Acts | | | | | 1 |
| Involuntary Servitude | | | | | |
| Crimes Against Property | | | | | |
| Arson | 10 | 7 | 10 | 12 | 147 |
| Bribery | 1 | | 1 | | 1 |
| Burglary | 181 | 181 | 193 | 235 | 247 |
| Counterfeiting/Forgery | 60 | 75 | 95 | 123 | 120 |
| Destruction/Damage/Vandalism | 315 | 301 | 288 | 339 | 348 |
| Embezzlement | 41 | 32 | 54 | 43 | 51 |
| Extortion/Blackmail | | | 2 | 1 | |
| False Pretenses | 121 | 131 | 132 | 164 | 219 |
| Credit Card/ATM Fraud | 30 | 22 | 30 | 26 | 24 |
| Impersonation | 27 | 24 | 36 | 33 | 44 |
| Welfare Fraud | 2 | 1 | | | 1 |
| Wire Fraud | 2 | | 1 | | 2 |
| Identity Theft | | | | | 11 |
| Hacking/Computer Invasion | | | | | |
| Motor Vehicle Theft | 107 | 130 | 161 | 188 | 173 |
| Robbery | 34 | 42 | 52 | 35 | 70 |
| Stolen Property Offenses | 102 | 115 | 135 | 262 | 270 |
| Pocket-picking | 1 | 1 | 1 | 3 | |
| Purse-snatching | 1 | 4 | 1 | | |
| Shoplifting | 1,468 | 1,398 | 1,480 | 1,734 | 1,566 |
| Theft From Building | 105 | 135 | 102 | 108 | 108 |
| Theft From Coin Machine | 2 | | 2 | | 3 |
| Theft From Motor Vehicle | 79 | 107 | 71 | 96 | 98 |
| Theft of Motor Vehicle Parts | 6 | 2 | 4 | 2 | 9 |
| All Other Larceny/Theft | 362 | 383 | 465 | 597 | 565 |

Adult Arrests by Offense, 2012-2016
Continued

| Number of Arrestees | 2012 | 2013 | 2014 | 2015 | 2016 |
|------------------------------------|---------------|---------------|---------------|---------------|---------------|
| Crimes Against Society | | | | | |
| Animal Cruelty | | | | | 3 |
| Drug/Narcotic Violations | 2,554 | 3,051 | 3,605 | 4,010 | 4,441 |
| Drug Equipment Violations | 1,464 | 1,543 | 1,801 | 1,914 | 2,029 |
| Betting/Wagering | | | | | |
| Gambling Equipment Violations | | | | | |
| Operating/Promoting Gambling | | 2 | | 3 | |
| Sports Tampering | | | | | |
| Pornography/Obscene Material | 27 | 12 | 23 | 19 | 13 |
| Prostitution | 21 | 17 | 40 | 27 | 6 |
| Prostitution - Assisting/Promoting | 13 | 26 | 7 | 19 | 1 |
| Purchasing Prostitution | | | | | 13 |
| Weapon Law Violations | 282 | 323 | 337 | 380 | 316 |
| Group B Offenses | | | | | |
| Bad Checks | 260 | 205 | 160 | 93 | 43 |
| Curfew/Loitering/Vagrancy | 4 | | 2 | | 5 |
| Disorderly Conduct | 1,265 | 1,208 | 1,112 | 1,097 | 1,099 |
| Driving Under the Influence | 7,335 | 7,079 | 6,672 | 6,189 | 5,383 |
| Family-Non Violent | 71 | 81 | 53 | 116 | 115 |
| Liquor Law Violations | 3,695 | 3,336 | 2,945 | 2,647 | 2,431 |
| Peeping Tom | 4 | | 6 | 3 | 4 |
| Trespass | 448 | 484 | 433 | 588 | 957 |
| All Other Offenses | 4,154 | 3,564 | 3,594 | 4,008 | 4,759 |
| Total Arrests | 27,108 | 26,656 | 26,749 | 27,852 | 28,635 |

Adult Arrests
By Gender, 2012-2016

| Year | Male | % of Total | Female | % of Total | Total |
|------|--------|------------|--------|------------|--------|
| 2012 | 20,529 | 75.7% | 6,579 | 24.3% | 27,108 |
| 2013 | 19,991 | 75.0 | 6,665 | 25.0 | 26,656 |
| 2014 | 20,002 | 74.8 | 6,747 | 25.2 | 26,749 |
| 2015 | 20,642 | 74.1 | 7,210 | 25.9 | 27,852 |
| 2016 | 20,865 | 72.9 | 7,770 | 27.1 | 28,635 |

Drug/Narcotics Violation Analysis

Drug/Narcotic Violations offenses increased by 7.8 percent from a total of 5,648 in 2015 to 6,086 in 2016.

More than 50 percent of the drug types for 2016 involved marijuana.

Drug/Narcotic Violations arrests increased by 11 percent from a total of 4,382 in 2015 to 4,866 in 2016. The arrest totals shown should not be interpreted as the number of individuals arrested for drug offenses because it is possible that some individuals may have been arrested on more than one occasion for this offense.

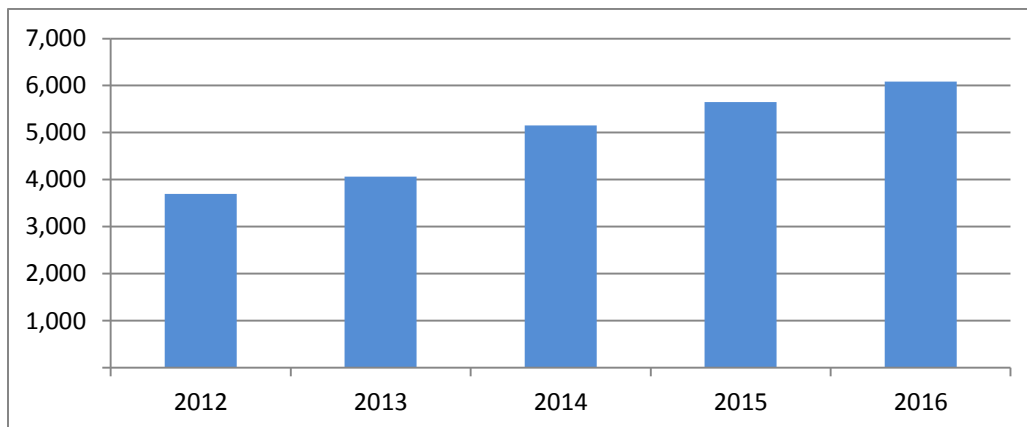
More than 73 percent of drug arrests in 2016 were arrests of males.

Juveniles (persons under the age of 18) comprised 8.7 percent of the total in 2016.

Drug/Narcotic Violations Offense Totals 2012-2016

| Year | Total | % Change from Previous Year |
|------|-------|-----------------------------|
| 2012 | 3,698 | 10.6% |
| 2013 | 4,064 | 9.9 |
| 2014 | 5,154 | 26.8 |
| 2015 | 5,648 | 9.6 |
| 2016 | 6,086 | 7.8 |

Drug/Narcotic Violations Offense Totals 2012-2016



**Drug Types Seized in
Drug/Narcotic Violations*
2012-2016**

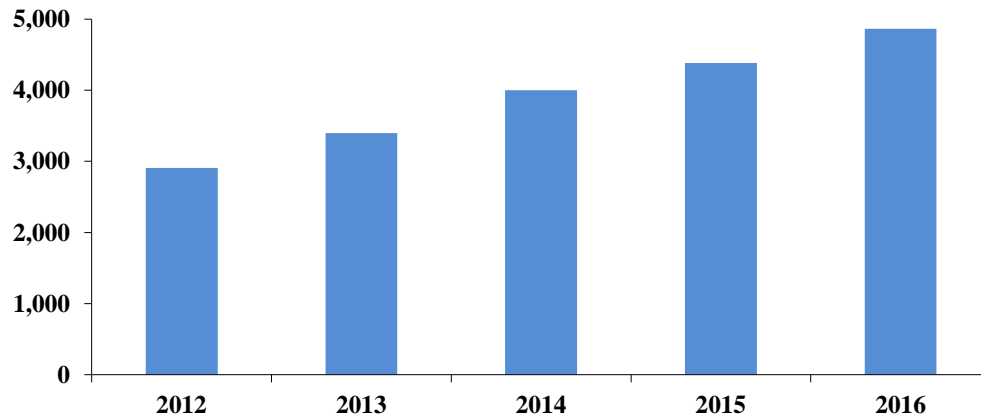
| Drug Type | 2012 | 2013 | 2014 | 2015 | 2016 |
|-------------------------------|-------|-------|-------|-------|-------|
| Hashish | 13 | 24 | 30 | 45 | 66 |
| Marijuana | 2,557 | 2,776 | 3,380 | 3,519 | 3,632 |
| Crack Cocaine | 15 | 9 | 4 | 14 | 20 |
| Cocaine | 58 | 49 | 75 | 100 | 112 |
| Heroin | 17 | 26 | 90 | 177 | 299 |
| Morphine | 20 | 21 | 32 | 29 | 32 |
| Opium | 24 | 8 | 28 | 34 | 43 |
| Other Narcotics | 259 | 254 | 302 | 361 | 361 |
| Barbiturates | 5 | 6 | 5 | 8 | 5 |
| Other Depressants | 49 | 47 | 71 | 78 | 110 |
| Amphetamines/Methamphetamines | 434 | 812 | 1,230 | 1,633 | 1,952 |
| Other Stimulants | 31 | 33 | 56 | 64 | 55 |
| LSD | 12 | 11 | 11 | 23 | 39 |
| PCP | | 1 | 1 | 1 | |
| Other Hallucinogens | 103 | 51 | 50 | 56 | 52 |
| Other Drugs | 262 | 230 | 238 | 282 | 301 |
| Unknown Type Drug | 191 | 215 | 236 | 283 | 158 |

*Up to 3 drug types may be selected for each incident.

**Arrests for Drug/Narcotic Violations Offense
2012-2016**

| Year | Total | % Change from Previous Year |
|------|-------|-----------------------------|
| 2012 | 2,906 | 6.0% |
| 2013 | 3,399 | 17.0 |
| 2014 | 4,000 | 17.7 |
| 2015 | 4,382 | 9.6 |
| 2016 | 4,866 | 11.0 |

**Arrests for Drug/Narcotic Violations Offense
2012-2016**



**Drug/Narcotic Violations Arrests
By Gender, 2012-2016**

| Year | Male | Percent of Total | Female | Percent of Total | Total |
|------|-------|------------------|--------|------------------|-------|
| 2012 | 2,207 | 75.9% | 699 | 24.1% | 2,906 |
| 2013 | 2,537 | 74.6 | 862 | 25.4 | 3,399 |
| 2014 | 2,976 | 74.4 | 1,024 | 25.6 | 4,000 |
| 2015 | 3,200 | 73.0 | 1,182 | 27.0 | 4,382 |
| 2016 | 3,557 | 73.1 | 1,309 | 26.9 | 4,866 |

**Drug/Narcotic Violations Arrests
By Age Category, 2012-2016**

| Year | Juvenile | Percent of Total | Adult | Percent of Total | Total |
|------|----------|------------------|-------|------------------|-------|
| 2012 | 352 | 12.1% | 2,554 | 87.9% | 2,906 |
| 2013 | 348 | 10.2 | 3,051 | 89.8 | 3,399 |
| 2014 | 395 | 9.9 | 3,605 | 90.1 | 4,000 |
| 2015 | 372 | 8.5 | 4,010 | 91.5 | 4,382 |
| 2016 | 425 | 8.7 | 4,441 | 91.3 | 4,866 |

**Drug/Narcotic Violations Arrests
By Age Group, 2012-2016**

| Age Group | 2012 | 2013 | 2014 | 2015 | 2016 |
|-------------|-------|-------|-------|-------|-------|
| Under 10 | | | | | |
| 10 - 17 | 352 | 348 | 395 | 372 | 425 |
| 18 - 24 | 1,212 | 1,348 | 1,581 | 1,613 | 1,605 |
| 25 - 34 | 753 | 960 | 1,154 | 1,358 | 1,577 |
| 35 - 44 | 323 | 394 | 483 | 611 | 743 |
| 45 - 54 | 207 | 273 | 301 | 312 | 355 |
| 55 - 64 | 55 | 74 | 79 | 105 | 150 |
| 65 and over | 4 | 2 | 7 | 11 | 11 |

DUI Analysis

Reported DUI arrests decreased 13.2 percent from 6,229 in 2015 to 5,406 in 2016. The arrest totals should not be interpreted as the number of individuals arrested for DUI offenses because it is possible that some individuals may have been arrested on more than one occasion.

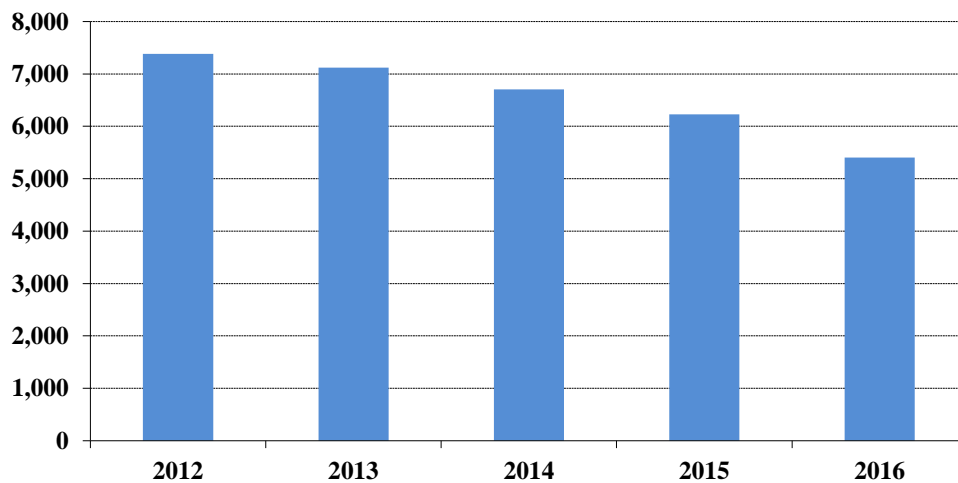
Seventy-eight percent of the DUI arrests in 2016 were arrests of males.

Juveniles, persons under the age of 18, made up 0.4 percent of the total in 2016.

DUI Arrests 2012-2016

| Year | DUI Arrests Reported | Percent Change from Previous Year |
|------|----------------------|-----------------------------------|
| 2012 | 7,382 | 10.6% |
| 2013 | 7,117 | -3.6 |
| 2014 | 6,705 | -5.8 |
| 2015 | 6,229 | -7.1 |
| 2016 | 5,406 | -13.2 |

DUI Arrests 2012-2016



**DUI Arrests
By Gender, 2012-2016**

| Year | Male | Percent of Total | Female | Percent of Total | Total |
|------|-------|------------------|--------|------------------|-------|
| 2012 | 5,900 | 79.9% | 1,482 | 20.1% | 7,382 |
| 2013 | 5,657 | 79.5 | 1,460 | 20.5 | 7,117 |
| 2014 | 5,361 | 80.0 | 1,344 | 20.0 | 6,705 |
| 2015 | 4,974 | 79.9 | 1,255 | 20.1 | 6,229 |
| 2016 | 4,215 | 78.0 | 1,191 | 22.0 | 5,406 |

**DUI Arrests
By Age Category, 2012-2016**

| Year | Juvenile | Percent of Total | Adult | Percent of Total | Total |
|------|----------|------------------|-------|------------------|-------|
| 2012 | 47 | 0.6% | 7,335 | 99.4% | 7,382 |
| 2013 | 38 | 0.5 | 7,079 | 99.5 | 7,117 |
| 2014 | 33 | 0.5 | 6,672 | 99.5 | 6,705 |
| 2015 | 40 | 0.6 | 6,189 | 99.4 | 6,229 |
| 2016 | 23 | 0.4 | 5,383 | 99.6 | 5,406 |

**DUI Arrests
By Age Group, 2012-2016**

| Age Group | 2012 | 2013 | 2014 | 2015 | 2016 |
|-------------|-------|-------|-------|-------|-------|
| Under 10 | | | | | |
| 10 - 17 | 47 | 38 | 32 | 40 | 23 |
| 18 - 24 | 1,907 | 1,713 | 1,644 | 1,438 | 1,203 |
| 25 - 34 | 2,397 | 2,300 | 2,268 | 2,095 | 1,920 |
| 35 - 44 | 1,428 | 1,458 | 1,270 | 1,193 | 1,021 |
| 45 - 54 | 1,113 | 1,114 | 985 | 943 | 784 |
| 55 - 64 | 403 | 409 | 433 | 429 | 374 |
| 65 and over | 87 | 85 | 72 | 91 | 81 |
| Unknown | | | 1 | | |

REPORTING SHERIFFS' OFFICES

Adams County Sheriff's Office – 2016

2016 Population Estimate **2,306**

Offense Overview

Offense Total 59
 Number Cleared 21
 Percent Cleared 35.59 %
 Group A Crimes per 100,000 population 2,558.5

Arrest Overview

Total Arrests 28
 Adult Arrests 28
 Juvenile Arrests 0
 Unknown Age 0
 Arrests per 100,000 population 1,214.2
 Average number offenses/incident 1.26

Domestic Incident Victims

| Offense | Reported | Cleared |
|-------------------------|-----------|----------|
| Murder | 0 | 0 |
| Aggravated Assault | 1 | 1 |
| Simple Assault | 8 | 3 |
| Intimidation | 5 | 4 |
| Stalking | 1 | 0 |
| Rape | 0 | 0 |
| Sodomy | 0 | 0 |
| Sexual Assault W/Object | 0 | 0 |
| Fondling | 0 | 0 |
| Incest | 0 | 0 |
| Statutory Rape | 1 | 0 |
| Kidnapping/Abduction | 1 | 0 |
| Total | 17 | 8 |

Group B Arrests

| Offense | Adult | Juvenile |
|---------------------------|-----------|----------|
| Bad Checks | 0 | 0 |
| Curfew/Loitering/Vagrancy | 0 | 0 |
| Disorderly Conduct | 1 | 0 |
| DUI | 9 | 0 |
| Family-Non Violent | 0 | 0 |
| Liquor Law Violations | 2 | 0 |
| Peeping Tom | 0 | 0 |
| Trespass | 0 | 0 |
| All Other Offenses | 1 | 0 |
| Total Group B | 13 | 0 |

| | Offenses | | Arrests | |
|----------------------------------|-----------|-----------|-----------|----------|
| | Reported | Cleared | Adult | Juvenile |
| Group A Offenses | | | | |
| Crimes Against Persons | | | | |
| Murder | 0 | 0 | 0 | 0 |
| Negligent Manslaughter | 0 | 0 | 0 | 0 |
| Kidnapping/Abduction | 1 | 0 | 0 | 0 |
| Rape | 0 | 0 | 0 | 0 |
| Sodomy | 0 | 0 | 0 | 0 |
| Sexual Assault W/Object | 0 | 0 | 0 | 0 |
| Fondling | 2 | 0 | 0 | 0 |
| Incest | 0 | 0 | 0 | 0 |
| Statutory Rape | 1 | 0 | 0 | 0 |
| Aggravated Assault | 1 | 1 | 1 | 0 |
| Simple Assault | 10 | 3 | 3 | 0 |
| Intimidation | 6 | 4 | 2 | 0 |
| Stalking | 4 | 1 | 1 | 0 |
| Commercial Sex Acts | 0 | 0 | 0 | 0 |
| Involuntary Servitude | 0 | 0 | 0 | 0 |
| Crimes Against Property | | | | |
| Arson | 0 | 0 | 0 | 0 |
| Bribery | 0 | 0 | 0 | 0 |
| Burglary | 1 | 0 | 0 | 0 |
| Counterfeiting/Forgery | 1 | 0 | 0 | 0 |
| Destruction/Damage/Vandalism | 7 | 1 | 0 | 0 |
| Embezzlement | 0 | 0 | 0 | 0 |
| Extortion/Blackmail | 0 | 0 | 0 | 0 |
| False Pretenses | 0 | 0 | 0 | 0 |
| Credit Card/ATM Fraud | 0 | 0 | 0 | 0 |
| Impersonation | 0 | 0 | 0 | 0 |
| Welfare Fraud | 0 | 0 | 0 | 0 |
| Wire Fraud | 0 | 0 | 0 | 0 |
| Identity Theft | 0 | 0 | 0 | 0 |
| Hacking/Computer Invasion | 0 | 0 | 0 | 0 |
| Motor Vehicle Theft | 0 | 0 | 0 | 0 |
| Robbery | 0 | 0 | 0 | 0 |
| Stolen Property Offenses | 2 | 0 | 0 | 0 |
| Pocket-picking | 0 | 0 | 0 | 0 |
| Purse-snatching | 0 | 0 | 0 | 0 |
| Shoplifting | 1 | 0 | 0 | 0 |
| Theft From Building | 1 | 0 | 0 | 0 |
| Theft From Coin Machine | 0 | 0 | 0 | 0 |
| Theft From Motor Vehicle | 2 | 0 | 0 | 0 |
| Theft of Motor Vehicle Parts | 0 | 0 | 0 | 0 |
| All Other Larceny | 2 | 0 | 0 | 0 |
| Crimes Against Society | | | | |
| Animal Cruelty | 0 | 0 | 0 | 0 |
| Drug/Narcotic Violations | 5 | 4 | 3 | 0 |
| Drug Equipment Violations | 7 | 4 | 3 | 0 |
| Betting/Wagering | 0 | 0 | 0 | 0 |
| Operating/Promoting Gambling | 0 | 0 | 0 | 0 |
| Gambling Equipment Violations | 0 | 0 | 0 | 0 |
| Sports Tampering | 0 | 0 | 0 | 0 |
| Pornography/Obscene Material | 1 | 0 | 0 | 0 |
| Prostitution | 0 | 0 | 0 | 0 |
| Prostitution Assisting/Promoting | 0 | 0 | 0 | 0 |
| Purchasing Prostitution | 0 | 0 | 0 | 0 |
| Weapon Law Violations | 4 | 3 | 2 | 0 |
| Total Group A Offenses | 59 | 21 | 15 | 0 |

Barnes County Sheriff's Office – 2016

2016 Population Estimate 4,167

Offense Overview

Offense Total 97
 Number Cleared 21
 Percent Cleared 21.65 %
 Group A Crimes per 100,000 population 2,327.8

Arrest Overview

Total Arrests 41
 Adult Arrests 39
 Juvenile Arrests 2
 Unknown Age 0
 Arrests per 100,000 population 983.9
 Average number offenses/incident 1.07

| | Offenses | | Arrests | |
|----------------------------------|-----------|-----------|-----------|----------|
| | Reported | Cleared | Adult | Juvenile |
| Group A Offenses | | | | |
| Crimes Against Persons | | | | |
| Murder | 0 | 0 | 0 | 0 |
| Negligent Manslaughter | 0 | 0 | 0 | 0 |
| Kidnapping/Abduction | 0 | 0 | 0 | 0 |
| Rape | 0 | 0 | 0 | 0 |
| Sodomy | 0 | 0 | 0 | 0 |
| Sexual Assault W/Object | 0 | 0 | 0 | 0 |
| Fondling | 2 | 0 | 0 | 0 |
| Incest | 0 | 0 | 0 | 0 |
| Statutory Rape | 0 | 0 | 0 | 0 |
| Aggravated Assault | 0 | 0 | 0 | 0 |
| Simple Assault | 8 | 3 | 3 | 0 |
| Intimidation | 5 | 0 | 0 | 0 |
| Stalking | 0 | 0 | 0 | 0 |
| Commercial Sex Acts | 0 | 0 | 0 | 0 |
| Involuntary Servitude | 0 | 0 | 0 | 0 |
| Crimes Against Property | | | | |
| Arson | 0 | 0 | 0 | 0 |
| Bribery | 0 | 0 | 0 | 0 |
| Burglary | 29 | 8 | 3 | 2 |
| Counterfeiting/Forgery | 0 | 0 | 0 | 0 |
| Destruction/Damage/Vandalism | 8 | 0 | 0 | 0 |
| Embezzlement | 0 | 0 | 0 | 0 |
| Extortion/Blackmail | 0 | 0 | 0 | 0 |
| False Pretenses | 4 | 0 | 0 | 0 |
| Credit Card/ATM Fraud | 0 | 0 | 0 | 0 |
| Impersonation | 0 | 0 | 0 | 0 |
| Welfare Fraud | 0 | 0 | 0 | 0 |
| Wire Fraud | 1 | 0 | 0 | 0 |
| Identity Theft | 0 | 0 | 0 | 0 |
| Hacking/Computer Invasion | 0 | 0 | 0 | 0 |
| Motor Vehicle Theft | 6 | 1 | 0 | 0 |
| Robbery | 0 | 0 | 0 | 0 |
| Stolen Property Offenses | 2 | 1 | 0 | 0 |
| Pocket-picking | 0 | 0 | 0 | 0 |
| Purse-snatching | 0 | 0 | 0 | 0 |
| Shoplifting | 0 | 0 | 0 | 0 |
| Theft From Building | 12 | 0 | 0 | 0 |
| Theft From Coin Machine | 0 | 0 | 0 | 0 |
| Theft From Motor Vehicle | 0 | 0 | 0 | 0 |
| Theft of Motor Vehicle Parts | 2 | 0 | 0 | 0 |
| All Other Larceny | 7 | 0 | 0 | 0 |
| Crimes Against Society | | | | |
| Animal Cruelty | 0 | 0 | 0 | 0 |
| Drug/Narcotic Violations | 3 | 2 | 0 | 0 |
| Drug Equipment Violations | 7 | 5 | 3 | 0 |
| Betting/Wagering | 0 | 0 | 0 | 0 |
| Operating/Promoting Gambling | 0 | 0 | 0 | 0 |
| Gambling Equipment Violations | 0 | 0 | 0 | 0 |
| Sports Tampering | 0 | 0 | 0 | 0 |
| Pornography/Obscene Material | 0 | 0 | 0 | 0 |
| Prostitution | 0 | 0 | 0 | 0 |
| Prostitution Assisting/Promoting | 0 | 0 | 0 | 0 |
| Purchasing Prostitution | 0 | 0 | 0 | 0 |
| Weapon Law Violations | 1 | 1 | 1 | 0 |
| Total Group A Offenses | 97 | 21 | 10 | 2 |

| Domestic Incident Victims | | |
|----------------------------------|----------|----------|
| Offense | Reported | Cleared |
| Murder | 0 | 0 |
| Aggravated Assault | 0 | 0 |
| Simple Assault | 2 | 0 |
| Intimidation | 0 | 0 |
| Stalking | 0 | 0 |
| Rape | 0 | 0 |
| Sodomy | 0 | 0 |
| Sexual Assault W/Object | 0 | 0 |
| Fondling | 0 | 0 |
| Incest | 0 | 0 |
| Statutory Rape | 0 | 0 |
| Kidnapping/Abduction | 0 | 0 |
| Total | 2 | 0 |

| Group B Arrests | | |
|---------------------------|-----------|----------|
| Offense | Adult | Juvenile |
| Bad Checks | 0 | 0 |
| Curfew/Loitering/Vagrancy | 0 | 0 |
| Disorderly Conduct | 0 | 0 |
| DUI | 7 | 0 |
| Family-Non Violent | 0 | 0 |
| Liquor Law Violations | 2 | 0 |
| Peeping Tom | 0 | 0 |
| Trespass | 0 | 0 |
| All Other Offenses | 20 | 0 |
| Total Group B | 29 | 0 |

Benson County Sheriff's Office - 2016

2016 Population Estimate 6,611

Offense Overview

Offense Total 83
 Number Cleared 25
 Percent Cleared 30.12 %
 Group A Crimes per 100,000 population 1,255.5

Arrest Overview

Total Arrests 32
 Adult Arrests 31
 Juvenile Arrests 1
 Unknown Age 0
 Arrests per 100,000 population 499.2
 Average number offenses/incident 1.14

| | Offenses | | Arrests | |
|----------------------------------|-----------|-----------|-----------|----------|
| | Reported | Cleared | Adult | Juvenile |
| Group A Offenses | | | | |
| Crimes Against Persons | | | | |
| Murder | 0 | 0 | 0 | 0 |
| Negligent Manslaughter | 0 | 0 | 0 | 0 |
| Kidnapping/Abduction | 0 | 0 | 0 | 0 |
| Rape | 0 | 0 | 0 | 0 |
| Sodomy | 0 | 0 | 0 | 0 |
| Sexual Assault W/Object | 0 | 0 | 0 | 0 |
| Fondling | 1 | 1 | 1 | 0 |
| Incest | 0 | 0 | 0 | 0 |
| Statutory Rape | 0 | 0 | 0 | 0 |
| Aggravated Assault | 3 | 0 | 0 | 0 |
| Simple Assault | 7 | 4 | 4 | 0 |
| Intimidation | 3 | 1 | 0 | 1 |
| Stalking | 0 | 0 | 0 | 0 |
| Commercial Sex Acts | 0 | 0 | 0 | 0 |
| Involuntary Servitude | 0 | 0 | 0 | 0 |
| Crimes Against Property | | | | |
| Arson | 1 | 0 | 0 | 0 |
| Bribery | 0 | 0 | 0 | 0 |
| Burglary | 4 | 0 | 0 | 0 |
| Counterfeiting/Forgery | 1 | 0 | 0 | 0 |
| Destruction/Damage/Vandalism | 8 | 0 | 0 | 0 |
| Embezzlement | 0 | 0 | 0 | 0 |
| Extortion/Blackmail | 0 | 0 | 0 | 0 |
| False Pretenses | 0 | 0 | 0 | 0 |
| Credit Card/ATM Fraud | 0 | 0 | 0 | 0 |
| Impersonation | 0 | 0 | 0 | 0 |
| Welfare Fraud | 0 | 0 | 0 | 0 |
| Wire Fraud | 0 | 0 | 0 | 0 |
| Identity Theft | 0 | 0 | 0 | 0 |
| Hacking/Computer Invasion | 0 | 0 | 0 | 0 |
| Motor Vehicle Theft | 6 | 0 | 0 | 0 |
| Robbery | 0 | 0 | 0 | 0 |
| Stolen Property Offenses | 1 | 0 | 0 | 0 |
| Pocket-picking | 0 | 0 | 0 | 0 |
| Purse-snatching | 0 | 0 | 0 | 0 |
| Shoplifting | 0 | 0 | 0 | 0 |
| Theft From Building | 2 | 0 | 0 | 0 |
| Theft From Coin Machine | 0 | 0 | 0 | 0 |
| Theft From Motor Vehicle | 2 | 0 | 0 | 0 |
| Theft of Motor Vehicle Parts | 1 | 0 | 0 | 0 |
| All Other Larceny | 26 | 2 | 2 | 0 |
| Crimes Against Society | | | | |
| Animal Cruelty | 0 | 0 | 0 | 0 |
| Drug/Narcotic Violations | 9 | 9 | 5 | 0 |
| Drug Equipment Violations | 7 | 7 | 5 | 0 |
| Betting/Wagering | 0 | 0 | 0 | 0 |
| Operating/Promoting Gambling | 0 | 0 | 0 | 0 |
| Gambling Equipment Violations | 0 | 0 | 0 | 0 |
| Sports Tampering | 0 | 0 | 0 | 0 |
| Pornography/Obscene Material | 0 | 0 | 0 | 0 |
| Prostitution | 0 | 0 | 0 | 0 |
| Prostitution Assisting/Promoting | 0 | 0 | 0 | 0 |
| Purchasing Prostitution | 0 | 0 | 0 | 0 |
| Weapon Law Violations | 1 | 1 | 0 | 0 |
| Total Group A Offenses | 83 | 25 | 17 | 1 |

| Domestic Incident Victims | | |
|----------------------------------|----------|----------|
| Offense | Reported | Cleared |
| Murder | 0 | 0 |
| Aggravated Assault | 1 | 0 |
| Simple Assault | 4 | 3 |
| Intimidation | 0 | 0 |
| Stalking | 0 | 0 |
| Rape | 0 | 0 |
| Sodomy | 0 | 0 |
| Sexual Assault W/Object | 0 | 0 |
| Fondling | 0 | 0 |
| Incest | 0 | 0 |
| Statutory Rape | 0 | 0 |
| Kidnapping/Abduction | 0 | 0 |
| Total | 5 | 3 |

| Group B Arrests | | |
|---------------------------|-----------|----------|
| Offense | Adult | Juvenile |
| Bad Checks | 0 | 0 |
| Curfew/Loitering/Vagrancy | 0 | 0 |
| Disorderly Conduct | 3 | 0 |
| DUI | 6 | 0 |
| Family-Non Violent | 1 | 0 |
| Liquor Law Violations | 1 | 0 |
| Peeping Tom | 0 | 0 |
| Trespass | 0 | 0 |
| All Other Offenses | 3 | 0 |
| Total Group B | 14 | 0 |

Billings County Sheriff's Office – 2016

2016 Population Estimate 813

Offense Overview

Offense Total 43
 Number Cleared 24
 Percent Cleared 55.81 %
 Group A Crimes per 100,000 population 5,289.1

Arrest Overview

Total Arrests 28
 Adult Arrests 28
 Juvenile Arrests 0
 Unknown Age 0
 Arrests per 100,000 population 3,444.0
 Average number offenses/incident 1.54

| | Offenses | | Arrests | |
|----------------------------------|-----------|-----------|-----------|----------|
| | Reported | Cleared | Adult | Juvenile |
| Group A Offenses | | | | |
| Crimes Against Persons | | | | |
| Murder | 0 | 0 | 0 | 0 |
| Negligent Manslaughter | 0 | 0 | 0 | 0 |
| Kidnapping/Abduction | 0 | 0 | 0 | 0 |
| Rape | 0 | 0 | 0 | 0 |
| Sodomy | 0 | 0 | 0 | 0 |
| Sexual Assault W/Object | 0 | 0 | 0 | 0 |
| Fondling | 1 | 0 | 0 | 0 |
| Incest | 0 | 0 | 0 | 0 |
| Statutory Rape | 0 | 0 | 0 | 0 |
| Aggravated Assault | 1 | 0 | 0 | 0 |
| Simple Assault | 2 | 1 | 1 | 0 |
| Intimidation | 0 | 0 | 0 | 0 |
| Stalking | 0 | 0 | 0 | 0 |
| Commercial Sex Acts | 0 | 0 | 0 | 0 |
| Involuntary Servitude | 0 | 0 | 0 | 0 |
| Crimes Against Property | | | | |
| Arson | 0 | 0 | 0 | 0 |
| Bribery | 0 | 0 | 0 | 0 |
| Burglary | 3 | 1 | 1 | 0 |
| Counterfeiting/Forgery | 0 | 0 | 0 | 0 |
| Destruction/Damage/Vandalism | 10 | 4 | 2 | 0 |
| Embezzlement | 0 | 0 | 0 | 0 |
| Extortion/Blackmail | 0 | 0 | 0 | 0 |
| False Pretenses | 0 | 0 | 0 | 0 |
| Credit Card/ATM Fraud | 0 | 0 | 0 | 0 |
| Impersonation | 0 | 0 | 0 | 0 |
| Welfare Fraud | 0 | 0 | 0 | 0 |
| Wire Fraud | 0 | 0 | 0 | 0 |
| Identity Theft | 0 | 0 | 0 | 0 |
| Hacking/Computer Invasion | 0 | 0 | 0 | 0 |
| Motor Vehicle Theft | 0 | 0 | 0 | 0 |
| Robbery | 0 | 0 | 0 | 0 |
| Stolen Property Offenses | 0 | 0 | 0 | 0 |
| Pocket-picking | 0 | 0 | 0 | 0 |
| Purse-snatching | 0 | 0 | 0 | 0 |
| Shoplifting | 0 | 0 | 0 | 0 |
| Theft From Building | 1 | 0 | 0 | 0 |
| Theft From Coin Machine | 0 | 0 | 0 | 0 |
| Theft From Motor Vehicle | 1 | 1 | 0 | 0 |
| Theft of Motor Vehicle Parts | 0 | 0 | 0 | 0 |
| All Other Larceny | 7 | 0 | 0 | 0 |
| Crimes Against Society | | | | |
| Animal Cruelty | 0 | 0 | 0 | 0 |
| Drug/Narcotic Violations | 5 | 5 | 4 | 0 |
| Drug Equipment Violations | 8 | 8 | 2 | 0 |
| Betting/Wagering | 0 | 0 | 0 | 0 |
| Operating/Promoting Gambling | 0 | 0 | 0 | 0 |
| Gambling Equipment Violations | 0 | 0 | 0 | 0 |
| Sports Tampering | 0 | 0 | 0 | 0 |
| Pornography/Obscene Material | 0 | 0 | 0 | 0 |
| Prostitution | 0 | 0 | 0 | 0 |
| Prostitution Assisting/Promoting | 0 | 0 | 0 | 0 |
| Purchasing Prostitution | 0 | 0 | 0 | 0 |
| Weapon Law Violations | 4 | 4 | 4 | 0 |
| Total Group A Offenses | 43 | 24 | 14 | 0 |

| Domestic Incident Victims | | |
|----------------------------------|----------|----------|
| Offense | Reported | Cleared |
| Murder | 0 | 0 |
| Aggravated Assault | 0 | 0 |
| Simple Assault | 2 | 1 |
| Intimidation | 0 | 0 |
| Stalking | 0 | 0 |
| Rape | 0 | 0 |
| Sodomy | 0 | 0 |
| Sexual Assault W/Object | 0 | 0 |
| Fondling | 1 | 0 |
| Incest | 0 | 0 |
| Statutory Rape | 0 | 0 |
| Kidnapping/Abduction | 0 | 0 |
| Total | 3 | 1 |

| Group B Arrests | | |
|---------------------------|-----------|----------|
| Offense | Adult | Juvenile |
| Bad Checks | 0 | 0 |
| Curfew/Loitering/Vagrancy | 0 | 0 |
| Disorderly Conduct | 1 | 0 |
| DUI | 7 | 0 |
| Family-Non Violent | 0 | 0 |
| Liquor Law Violations | 1 | 0 |
| Peeping Tom | 0 | 0 |
| Trespass | 2 | 0 |
| All Other Offenses | 3 | 0 |
| Total Group B | 14 | 0 |

Bottineau County Sheriff's Office – 2016

2016 Population Estimate **6,618**

Offense Overview

Offense Total **165**
 Number Cleared **58**
 Percent Cleared **35.15 %**
 Group A Crimes per 100,000 population **2,493.2**

Arrest Overview

Total Arrests **113**
 Adult Arrests **103**
 Juvenile Arrests **10**
 Unknown Age **0**
 Arrests per 100,000 population **1,707.5**
 Average number offenses/incident **1.18**

| | Offenses | | Arrests | |
|----------------------------------|------------|-----------|-----------|----------|
| | Reported | Cleared | Adult | Juvenile |
| Group A Offenses | | | | |
| Crimes Against Persons | | | | |
| Murder | 0 | 0 | 0 | 0 |
| Negligent Manslaughter | 0 | 0 | 0 | 0 |
| Kidnapping/Abduction | 0 | 0 | 0 | 0 |
| Rape | 0 | 0 | 0 | 0 |
| Sodomy | 0 | 0 | 0 | 0 |
| Sexual Assault W/Object | 0 | 0 | 0 | 0 |
| Fondling | 5 | 1 | 0 | 1 |
| Incest | 0 | 0 | 0 | 0 |
| Statutory Rape | 0 | 0 | 0 | 0 |
| Aggravated Assault | 4 | 4 | 3 | 0 |
| Simple Assault | 12 | 4 | 3 | 0 |
| Intimidation | 0 | 0 | 0 | 0 |
| Stalking | 2 | 0 | 0 | 0 |
| Commercial Sex Acts | 0 | 0 | 0 | 0 |
| Involuntary Servitude | 0 | 0 | 0 | 0 |
| Crimes Against Property | | | | |
| Arson | 0 | 0 | 0 | 0 |
| Bribery | 0 | 0 | 0 | 0 |
| Burglary | 19 | 4 | 3 | 0 |
| Counterfeiting/Forgery | 7 | 1 | 3 | 0 |
| Destruction/Damage/Vandalism | 13 | 0 | 0 | 0 |
| Embezzlement | 0 | 0 | 0 | 0 |
| Extortion/Blackmail | 0 | 0 | 0 | 0 |
| False Pretenses | 0 | 0 | 0 | 0 |
| Credit Card/ATM Fraud | 2 | 0 | 0 | 0 |
| Impersonation | 1 | 0 | 0 | 0 |
| Welfare Fraud | 0 | 0 | 0 | 0 |
| Wire Fraud | 2 | 0 | 0 | 0 |
| Identity Theft | 0 | 0 | 0 | 0 |
| Hacking/Computer Invasion | 0 | 0 | 0 | 0 |
| Motor Vehicle Theft | 14 | 2 | 2 | 0 |
| Robbery | 0 | 0 | 0 | 0 |
| Stolen Property Offenses | 2 | 0 | 0 | 0 |
| Pocket-picking | 0 | 0 | 0 | 0 |
| Purse-snatching | 0 | 0 | 0 | 0 |
| Shoplifting | 7 | 2 | 2 | 0 |
| Theft From Building | 3 | 0 | 0 | 0 |
| Theft From Coin Machine | 0 | 0 | 0 | 0 |
| Theft From Motor Vehicle | 4 | 0 | 0 | 0 |
| Theft of Motor Vehicle Parts | 1 | 0 | 0 | 0 |
| All Other Larceny | 26 | 5 | 7 | 0 |
| Crimes Against Society | | | | |
| Animal Cruelty | 0 | 0 | 0 | 0 |
| Drug/Narcotic Violations | 18 | 16 | 12 | 2 |
| Drug Equipment Violations | 19 | 17 | 9 | 0 |
| Betting/Wagering | 0 | 0 | 0 | 0 |
| Operating/Promoting Gambling | 0 | 0 | 0 | 0 |
| Gambling Equipment Violations | 0 | 0 | 0 | 0 |
| Sports Tampering | 0 | 0 | 0 | 0 |
| Pornography/Obscene Material | 1 | 0 | 0 | 0 |
| Prostitution | 0 | 0 | 0 | 0 |
| Prostitution Assisting/Promoting | 0 | 0 | 0 | 0 |
| Purchasing Prostitution | 0 | 0 | 0 | 0 |
| Weapon Law Violations | 3 | 2 | 1 | 0 |
| Total Group A Offenses | 165 | 58 | 45 | 3 |

| Domestic Incident Victims | | |
|----------------------------------|-----------|----------|
| Offense | Reported | Cleared |
| Murder | 0 | 0 |
| Aggravated Assault | 2 | 2 |
| Simple Assault | 8 | 4 |
| Intimidation | 0 | 0 |
| Stalking | 1 | 0 |
| Rape | 0 | 0 |
| Sodomy | 0 | 0 |
| Sexual Assault W/Object | 0 | 0 |
| Fondling | 1 | 0 |
| Incest | 0 | 0 |
| Statutory Rape | 0 | 0 |
| Kidnapping/Abduction | 0 | 0 |
| Total | 12 | 6 |

| Group B Arrests | | |
|---------------------------|-----------|----------|
| Offense | Adult | Juvenile |
| Bad Checks | 0 | 0 |
| Curfew/Loitering/Vagrancy | 0 | 0 |
| Disorderly Conduct | 4 | 1 |
| DUI | 26 | 0 |
| Family-Non Violent | 5 | 0 |
| Liquor Law Violations | 11 | 4 |
| Peeping Tom | 0 | 0 |
| Trespass | 1 | 0 |
| All Other Offenses | 11 | 2 |
| Total Group B | 58 | 7 |

Bowman County Sheriff's Office - 2016

2016 Population Estimate 1,484

Offense Overview

Offense Total 14
 Number Cleared 4
 Percent Cleared 28.57 %
 Group A Crimes per 100,000 population 943.4

Arrest Overview

Total Arrests 6
 Adult Arrests 6
 Juvenile Arrests 0
 Unknown Age 0
 Arrests per 100,000 population 404.3
 Average number offenses/incident 1.17

| | Offenses | | Arrests | |
|----------------------------------|-----------|----------|----------|----------|
| | Reported | Cleared | Adult | Juvenile |
| Group A Offenses | | | | |
| Crimes Against Persons | | | | |
| Murder | 0 | 0 | 0 | 0 |
| Negligent Manslaughter | 0 | 0 | 0 | 0 |
| Kidnapping/Abduction | 0 | 0 | 0 | 0 |
| Rape | 0 | 0 | 0 | 0 |
| Sodomy | 0 | 0 | 0 | 0 |
| Sexual Assault W/Object | 0 | 0 | 0 | 0 |
| Fondling | 0 | 0 | 0 | 0 |
| Incest | 0 | 0 | 0 | 0 |
| Statutory Rape | 0 | 0 | 0 | 0 |
| Aggravated Assault | 0 | 0 | 0 | 0 |
| Simple Assault | 2 | 1 | 1 | 0 |
| Intimidation | 1 | 0 | 0 | 0 |
| Stalking | 0 | 0 | 0 | 0 |
| Commercial Sex Acts | 0 | 0 | 0 | 0 |
| Involuntary Servitude | 0 | 0 | 0 | 0 |
| Crimes Against Property | | | | |
| Arson | 0 | 0 | 0 | 0 |
| Bribery | 0 | 0 | 0 | 0 |
| Burglary | 1 | 0 | 0 | 0 |
| Counterfeiting/Forgery | 0 | 0 | 0 | 0 |
| Destruction/Damage/Vandalism | 1 | 1 | 1 | 0 |
| Embezzlement | 0 | 0 | 0 | 0 |
| Extortion/Blackmail | 0 | 0 | 0 | 0 |
| False Pretenses | 0 | 0 | 0 | 0 |
| Credit Card/ATM Fraud | 1 | 0 | 0 | 0 |
| Impersonation | 0 | 0 | 0 | 0 |
| Welfare Fraud | 0 | 0 | 0 | 0 |
| Wire Fraud | 0 | 0 | 0 | 0 |
| Identity Theft | 0 | 0 | 0 | 0 |
| Hacking/Computer Invasion | 0 | 0 | 0 | 0 |
| Motor Vehicle Theft | 5 | 0 | 0 | 0 |
| Robbery | 0 | 0 | 0 | 0 |
| Stolen Property Offenses | 0 | 0 | 0 | 0 |
| Pocket-picking | 0 | 0 | 0 | 0 |
| Purse-snatching | 0 | 0 | 0 | 0 |
| Shoplifting | 0 | 0 | 0 | 0 |
| Theft From Building | 0 | 0 | 0 | 0 |
| Theft From Coin Machine | 0 | 0 | 0 | 0 |
| Theft From Motor Vehicle | 1 | 0 | 0 | 0 |
| Theft of Motor Vehicle Parts | 0 | 0 | 0 | 0 |
| All Other Larceny | 0 | 0 | 0 | 0 |
| Crimes Against Society | | | | |
| Animal Cruelty | 0 | 0 | 0 | 0 |
| Drug/Narcotic Violations | 0 | 0 | 0 | 0 |
| Drug Equipment Violations | 2 | 2 | 3 | 0 |
| Betting/Wagering | 0 | 0 | 0 | 0 |
| Operating/Promoting Gambling | 0 | 0 | 0 | 0 |
| Gambling Equipment Violations | 0 | 0 | 0 | 0 |
| Sports Tampering | 0 | 0 | 0 | 0 |
| Pornography/Obscene Material | 0 | 0 | 0 | 0 |
| Prostitution | 0 | 0 | 0 | 0 |
| Prostitution Assisting/Promoting | 0 | 0 | 0 | 0 |
| Purchasing Prostitution | 0 | 0 | 0 | 0 |
| Weapon Law Violations | 0 | 0 | 0 | 0 |
| Total Group A Offenses | 14 | 4 | 5 | 0 |

| Domestic Incident Victims | | |
|----------------------------------|----------|----------|
| Offense | Reported | Cleared |
| Murder | 0 | 0 |
| Aggravated Assault | 0 | 0 |
| Simple Assault | 2 | 1 |
| Intimidation | 0 | 0 |
| Stalking | 0 | 0 |
| Rape | 0 | 0 |
| Sodomy | 0 | 0 |
| Sexual Assault W/Object | 0 | 0 |
| Fondling | 0 | 0 |
| Incest | 0 | 0 |
| Statutory Rape | 0 | 0 |
| Kidnapping/Abduction | 0 | 0 |
| Total | 2 | 1 |

| Group B Arrests | | |
|---------------------------|----------|----------|
| Offense | Adult | Juvenile |
| Bad Checks | 0 | 0 |
| Curfew/Loitering/Vagrancy | 0 | 0 |
| Disorderly Conduct | 0 | 0 |
| DUI | 1 | 0 |
| Family-Non Violent | 0 | 0 |
| Liquor Law Violations | 0 | 0 |
| Peeping Tom | 0 | 0 |
| Trespass | 0 | 0 |
| All Other Offenses | 0 | 0 |
| Total Group B | 1 | 0 |

Burke County Sheriff's Office – 2016

2016 Population Estimate 2,017

Offense Overview

Offense Total 27
 Number Cleared 11
 Percent Cleared 40.74 %
 Group A Crimes per 100,000 population 1,338.6

Arrest Overview

Total Arrests 24
 Adult Arrests 18
 Juvenile Arrests 6
 Unknown Age 0
 Arrests per 100,000 population 1,189.9
 Average number offenses/incident 1.23

| | Offenses | | Arrests | |
|----------------------------------|-----------|-----------|----------|----------|
| | Reported | Cleared | Adult | Juvenile |
| Group A Offenses | | | | |
| Crimes Against Persons | | | | |
| Murder | 0 | 0 | 0 | 0 |
| Negligent Manslaughter | 0 | 0 | 0 | 0 |
| Kidnapping/Abduction | 0 | 0 | 0 | 0 |
| Rape | 0 | 0 | 0 | 0 |
| Sodomy | 0 | 0 | 0 | 0 |
| Sexual Assault W/Object | 0 | 0 | 0 | 0 |
| Fondling | 0 | 0 | 0 | 0 |
| Incest | 0 | 0 | 0 | 0 |
| Statutory Rape | 0 | 0 | 0 | 0 |
| Aggravated Assault | 0 | 0 | 0 | 0 |
| Simple Assault | 5 | 4 | 2 | 1 |
| Intimidation | 1 | 1 | 1 | 0 |
| Stalking | 0 | 0 | 0 | 0 |
| Commercial Sex Acts | 0 | 0 | 0 | 0 |
| Involuntary Servitude | 0 | 0 | 0 | 0 |
| Crimes Against Property | | | | |
| Arson | 0 | 0 | 0 | 0 |
| Bribery | 0 | 0 | 0 | 0 |
| Burglary | 1 | 0 | 0 | 0 |
| Counterfeiting/Forgery | 0 | 0 | 0 | 0 |
| Destruction/Damage/Vandalism | 2 | 0 | 0 | 0 |
| Embezzlement | 0 | 0 | 0 | 0 |
| Extortion/Blackmail | 0 | 0 | 0 | 0 |
| False Pretenses | 0 | 0 | 0 | 0 |
| Credit Card/ATM Fraud | 1 | 0 | 0 | 0 |
| Impersonation | 0 | 0 | 0 | 0 |
| Welfare Fraud | 0 | 0 | 0 | 0 |
| Wire Fraud | 0 | 0 | 0 | 0 |
| Identity Theft | 0 | 0 | 0 | 0 |
| Hacking/Computer Invasion | 0 | 0 | 0 | 0 |
| Motor Vehicle Theft | 0 | 0 | 0 | 0 |
| Robbery | 0 | 0 | 0 | 0 |
| Stolen Property Offenses | 0 | 0 | 0 | 0 |
| Pocket-picking | 0 | 0 | 0 | 0 |
| Purse-snatching | 0 | 0 | 0 | 0 |
| Shoplifting | 0 | 0 | 0 | 0 |
| Theft From Building | 2 | 0 | 0 | 0 |
| Theft From Coin Machine | 0 | 0 | 0 | 0 |
| Theft From Motor Vehicle | 0 | 0 | 0 | 0 |
| Theft of Motor Vehicle Parts | 1 | 0 | 0 | 0 |
| All Other Larceny | 1 | 0 | 0 | 0 |
| Crimes Against Society | | | | |
| Animal Cruelty | 0 | 0 | 0 | 0 |
| Drug/Narcotic Violations | 6 | 2 | 2 | 0 |
| Drug Equipment Violations | 7 | 4 | 2 | 0 |
| Betting/Wagering | 0 | 0 | 0 | 0 |
| Operating/Promoting Gambling | 0 | 0 | 0 | 0 |
| Gambling Equipment Violations | 0 | 0 | 0 | 0 |
| Sports Tampering | 0 | 0 | 0 | 0 |
| Pornography/Obscene Material | 0 | 0 | 0 | 0 |
| Prostitution | 0 | 0 | 0 | 0 |
| Prostitution Assisting/Promoting | 0 | 0 | 0 | 0 |
| Purchasing Prostitution | 0 | 0 | 0 | 0 |
| Weapon Law Violations | 0 | 0 | 0 | 0 |
| Total Group A Offenses | 27 | 11 | 7 | 1 |

| Domestic Incident Victims | | |
|---------------------------|----------|----------|
| Offense | Reported | Cleared |
| Murder | 0 | 0 |
| Aggravated Assault | 0 | 0 |
| Simple Assault | 4 | 4 |
| Intimidation | 1 | 1 |
| Stalking | 0 | 0 |
| Rape | 0 | 0 |
| Sodomy | 0 | 0 |
| Sexual Assault W/Object | 0 | 0 |
| Fondling | 0 | 0 |
| Incest | 0 | 0 |
| Statutory Rape | 0 | 0 |
| Kidnapping/Abduction | 0 | 0 |
| Total | 5 | 5 |

| Group B Arrests | | |
|---------------------------|-----------|----------|
| Offense | Adult | Juvenile |
| Bad Checks | 0 | 0 |
| Curfew/Loitering/Vagrancy | 0 | 0 |
| Disorderly Conduct | 1 | 2 |
| DUI | 4 | 0 |
| Family-Non Violent | 0 | 0 |
| Liquor Law Violations | 4 | 3 |
| Peeping Tom | 0 | 0 |
| Trespass | 0 | 0 |
| All Other Offenses | 2 | 0 |
| Total Group B | 11 | 5 |

Burleigh County Sheriff's Office – 2016

2016 Population Estimate 16,177

Offense Overview

Offense Total 1,599
 Number Cleared 867
 Percent Cleared 54.22 %
 Group A Crimes per 100,000
 population 9,884.4

Arrest Overview

Total Arrests 1,468
 Adult Arrests 1,322
 Juvenile Arrests 146
 Unknown Age 0
 Arrests per 100,000 population 9,074.6
 Average number offenses/incident 1.34

| Domestic Incident Victims | | |
|---------------------------|-----------|-----------|
| Offense | Reported | Cleared |
| Murder | 0 | 0 |
| Aggravated Assault | 4 | 4 |
| Simple Assault | 29 | 23 |
| Intimidation | 0 | 0 |
| Stalking | 1 | 0 |
| Rape | 0 | 0 |
| Sodomy | 0 | 0 |
| Sexual Assault W/Object | 0 | 0 |
| Fondling | 3 | 0 |
| Incest | 0 | 0 |
| Statutory Rape | 1 | 1 |
| Kidnapping/Abduction | 0 | 0 |
| Total | 38 | 28 |

| Group B Arrests | | |
|---------------------------|------------|-----------|
| Offense | Adult | Juvenile |
| Bad Checks | 0 | 0 |
| Curfew/Loitering/Vagrancy | 0 | 0 |
| Disorderly Conduct | 9 | 5 |
| DUI | 245 | 0 |
| Family-Non Violent | 5 | 1 |
| Liquor Law Violations | 303 | 55 |
| Peeping Tom | 0 | 0 |
| Trespass | 1 | 4 |
| All Other Offenses | 110 | 2 |
| Total Group B | 673 | 67 |

| | Offenses | | Arrests | |
|----------------------------------|--------------|------------|------------|-----------|
| | Reported | Cleared | Adult | Juvenile |
| Group A Offenses | | | | |
| Crimes Against Persons | | | | |
| Murder | 0 | 0 | 0 | 0 |
| Negligent Manslaughter | 0 | 0 | 0 | 0 |
| Kidnapping/Abduction | 4 | 1 | 0 | 0 |
| Rape | 4 | 0 | 0 | 0 |
| Sodomy | 1 | 1 | 1 | 0 |
| Sexual Assault W/Object | 0 | 0 | 0 | 0 |
| Fondling | 12 | 0 | 0 | 0 |
| Incest | 0 | 0 | 0 | 0 |
| Statutory Rape | 3 | 1 | 0 | 0 |
| Aggravated Assault | 15 | 7 | 8 | 0 |
| Simple Assault | 141 | 60 | 41 | 6 |
| Intimidation | 45 | 9 | 5 | 1 |
| Stalking | 13 | 0 | 0 | 0 |
| Commercial Sex Acts | 0 | 0 | 0 | 0 |
| Involuntary Servitude | 0 | 0 | 0 | 0 |
| Crimes Against Property | | | | |
| Arson | 1 | 0 | 0 | 0 |
| Bribery | 1 | 1 | 1 | 0 |
| Burglary | 82 | 15 | 4 | 0 |
| Counterfeiting/Forgery | 3 | 2 | 3 | 0 |
| Destruction/Damage/Vandalism | 126 | 23 | 15 | 1 |
| Embezzlement | 0 | 0 | 0 | 0 |
| Extortion/Blackmail | 0 | 0 | 0 | 0 |
| False Pretenses | 6 | 1 | 1 | 0 |
| Credit Card/ATM Fraud | 7 | 0 | 0 | 0 |
| Impersonation | 16 | 4 | 5 | 0 |
| Welfare Fraud | 1 | 0 | 0 | 0 |
| Wire Fraud | 1 | 0 | 0 | 0 |
| Identity Theft | 0 | 0 | 0 | 0 |
| Hacking/Computer Invasion | 0 | 0 | 0 | 0 |
| Motor Vehicle Theft | 38 | 7 | 3 | 3 |
| Robbery | 0 | 0 | 0 | 0 |
| Stolen Property Offenses | 8 | 6 | 8 | 0 |
| Pocket-picking | 0 | 0 | 0 | 0 |
| Purse-snatching | 1 | 0 | 0 | 0 |
| Shoplifting | 0 | 0 | 0 | 0 |
| Theft From Building | 7 | 0 | 0 | 0 |
| Theft From Coin Machine | 0 | 0 | 0 | 0 |
| Theft From Motor Vehicle | 13 | 0 | 0 | 0 |
| Theft of Motor Vehicle Parts | 6 | 0 | 0 | 0 |
| All Other Larceny | 111 | 16 | 9 | 5 |
| Crimes Against Society | | | | |
| Animal Cruelty | 0 | 0 | 0 | 0 |
| Drug/Narcotic Violations | 598 | 389 | 430 | 62 |
| Drug Equipment Violations | 306 | 299 | 94 | 0 |
| Betting/Wagering | 0 | 0 | 0 | 0 |
| Operating/Promoting Gambling | 0 | 0 | 0 | 0 |
| Gambling Equipment Violations | 0 | 0 | 0 | 0 |
| Sports Tampering | 0 | 0 | 0 | 0 |
| Pornography/Obscene Material | 1 | 0 | 0 | 0 |
| Prostitution | 0 | 0 | 0 | 0 |
| Prostitution Assisting/Promoting | 0 | 0 | 0 | 0 |
| Purchasing Prostitution | 0 | 0 | 0 | 0 |
| Weapon Law Violations | 28 | 25 | 21 | 1 |
| Total Group A Offenses | 1,599 | 867 | 649 | 79 |

Cass County Sheriff's Office – 2016

2016 Population Estimate 15,400

Offense Overview

Offense Total 642
 Number Cleared 254
 Percent Cleared 39.56 %
 Group A Crimes per 100,000
 population 4,168.8

Arrest Overview

Total Arrests 440
 Adult Arrests 405
 Juvenile Arrests 35
 Unknown Age 0
 Arrests per 100,000 population 2,857.1
 Average number offenses/incident 1.25

| | Offenses | | Arrests | |
|----------------------------------|------------|------------|------------|-----------|
| | Reported | Cleared | Adult | Juvenile |
| Group A Offenses | | | | |
| Crimes Against Persons | | | | |
| Murder | 0 | 0 | 0 | 0 |
| Negligent Manslaughter | 0 | 0 | 0 | 0 |
| Kidnapping/Abduction | 3 | 2 | 0 | 0 |
| Rape | 9 | 2 | 1 | 0 |
| Sodomy | 2 | 1 | 0 | 2 |
| Sexual Assault W/Object | 0 | 0 | 0 | 0 |
| Fondling | 8 | 5 | 1 | 0 |
| Incest | 0 | 0 | 0 | 0 |
| Statutory Rape | 0 | 0 | 0 | 0 |
| Aggravated Assault | 6 | 1 | 0 | 0 |
| Simple Assault | 77 | 33 | 27 | 1 |
| Intimidation | 19 | 3 | 3 | 0 |
| Stalking | 0 | 0 | 0 | 0 |
| Commercial Sex Acts | 0 | 0 | 0 | 0 |
| Involuntary Servitude | 0 | 0 | 0 | 0 |
| Crimes Against Property | | | | |
| Arson | 3 | 0 | 0 | 0 |
| Bribery | 0 | 0 | 0 | 0 |
| Burglary | 59 | 16 | 4 | 1 |
| Counterfeiting/Forgery | 5 | 0 | 0 | 0 |
| Destruction/Damage/Vandalism | 89 | 12 | 4 | 0 |
| Embezzlement | 0 | 0 | 0 | 0 |
| Extortion/Blackmail | 0 | 0 | 0 | 0 |
| False Pretenses | 14 | 0 | 0 | 0 |
| Credit Card/ATM Fraud | 5 | 0 | 0 | 0 |
| Impersonation | 14 | 1 | 0 | 0 |
| Welfare Fraud | 0 | 0 | 0 | 0 |
| Wire Fraud | 7 | 0 | 0 | 0 |
| Identity Theft | 10 | 0 | 0 | 0 |
| Hacking/Computer Invasion | 0 | 0 | 0 | 0 |
| Motor Vehicle Theft | 23 | 1 | 1 | 0 |
| Robbery | 0 | 0 | 0 | 0 |
| Stolen Property Offenses | 4 | 3 | 3 | 1 |
| Pocket-picking | 0 | 0 | 0 | 0 |
| Purse-snatching | 0 | 0 | 0 | 0 |
| Shoplifting | 2 | 1 | 1 | 0 |
| Theft From Building | 4 | 0 | 0 | 0 |
| Theft From Coin Machine | 0 | 0 | 0 | 0 |
| Theft From Motor Vehicle | 27 | 11 | 1 | 0 |
| Theft of Motor Vehicle Parts | 0 | 0 | 0 | 0 |
| All Other Larceny | 63 | 1 | 0 | 1 |
| Crimes Against Society | | | | |
| Animal Cruelty | 0 | 0 | 0 | 0 |
| Drug/Narcotic Violations | 86 | 73 | 55 | 5 |
| Drug Equipment Violations | 87 | 76 | 25 | 3 |
| Betting/Wagering | 0 | 0 | 0 | 0 |
| Operating/Promoting Gambling | 0 | 0 | 0 | 0 |
| Gambling Equipment Violations | 0 | 0 | 0 | 0 |
| Sports Tampering | 0 | 0 | 0 | 0 |
| Pornography/Obscene Material | 1 | 0 | 0 | 0 |
| Prostitution | 0 | 0 | 0 | 0 |
| Prostitution Assisting/Promoting | 1 | 0 | 0 | 0 |
| Purchasing Prostitution | 0 | 0 | 0 | 0 |
| Weapon Law Violations | 14 | 12 | 6 | 0 |
| Total Group A Offenses | 642 | 254 | 132 | 14 |

| Domestic Incident Victims | | |
|----------------------------------|-----------|-----------|
| Offense | Reported | Cleared |
| Murder | 0 | 0 |
| Aggravated Assault | 1 | 0 |
| Simple Assault | 48 | 18 |
| Intimidation | 5 | 1 |
| Stalking | 0 | 0 |
| Rape | 4 | 2 |
| Sodomy | 1 | 1 |
| Sexual Assault W/Object | 0 | 0 |
| Fondling | 1 | 0 |
| Incest | 0 | 0 |
| Statutory Rape | 0 | 0 |
| Kidnapping/Abduction | 2 | 1 |
| Total | 62 | 23 |

| Group B Arrests | | |
|---------------------------|------------|-----------|
| Offense | Adult | Juvenile |
| Bad Checks | 0 | 0 |
| Curfew/Loitering/Vagrancy | 0 | 0 |
| Disorderly Conduct | 7 | 0 |
| DUI | 143 | 0 |
| Family-Non Violent | 0 | 0 |
| Liquor Law Violations | 93 | 21 |
| Peeping Tom | 0 | 0 |
| Trespass | 3 | 0 |
| All Other Offenses | 27 | 0 |
| Total Group B | 273 | 21 |

Cavalier County Sheriff's Office – 2016

2016 Population Estimate 3,710

Offense Overview

| | |
|---------------------------------------|---------|
| Offense Total | 72 |
| Number Cleared | 34 |
| Percent Cleared | 47.22 % |
| Group A Crimes per 100,000 population | 1,940.7 |

Arrest Overview

| | |
|----------------------------------|---------|
| Total Arrests | 50 |
| Adult Arrests | 47 |
| Juvenile Arrests | 3 |
| Unknown Age | 0 |
| Arrests per 100,000 population | 1,347.7 |
| Average number offenses/incident | 1.16 |

| | Offenses | | Arrests | |
|----------------------------------|-----------|-----------|-----------|----------|
| | Reported | Cleared | Adult | Juvenile |
| Group A Offenses | | | | |
| Crimes Against Persons | | | | |
| Murder | 0 | 0 | 0 | 0 |
| Negligent Manslaughter | 0 | 0 | 0 | 0 |
| Kidnapping/Abduction | 0 | 0 | 0 | 0 |
| Rape | 2 | 2 | 2 | 0 |
| Sodomy | 0 | 0 | 0 | 0 |
| Sexual Assault W/Object | 0 | 0 | 0 | 0 |
| Fondling | 2 | 0 | 0 | 0 |
| Incest | 0 | 0 | 0 | 0 |
| Statutory Rape | 0 | 0 | 0 | 0 |
| Aggravated Assault | 1 | 1 | 1 | 0 |
| Simple Assault | 6 | 4 | 4 | 0 |
| Intimidation | 4 | 2 | 1 | 1 |
| Stalking | 1 | 0 | 0 | 0 |
| Commercial Sex Acts | 0 | 0 | 0 | 0 |
| Involuntary Servitude | 0 | 0 | 0 | 0 |
| Crimes Against Property | | | | |
| Arson | 0 | 0 | 0 | 0 |
| Bribery | 0 | 0 | 0 | 0 |
| Burglary | 9 | 1 | 1 | 0 |
| Counterfeiting/Forgery | 0 | 0 | 0 | 0 |
| Destruction/Damage/Vandalism | 6 | 2 | 1 | 0 |
| Embezzlement | 0 | 0 | 0 | 0 |
| Extortion/Blackmail | 0 | 0 | 0 | 0 |
| False Pretenses | 0 | 0 | 0 | 0 |
| Credit Card/ATM Fraud | 0 | 0 | 0 | 0 |
| Impersonation | 0 | 0 | 0 | 0 |
| Welfare Fraud | 0 | 0 | 0 | 0 |
| Wire Fraud | 0 | 0 | 0 | 0 |
| Identity Theft | 0 | 0 | 0 | 0 |
| Hacking/Computer Invasion | 0 | 0 | 0 | 0 |
| Motor Vehicle Theft | 2 | 0 | 0 | 0 |
| Robbery | 0 | 0 | 0 | 0 |
| Stolen Property Offenses | 1 | 1 | 1 | 0 |
| Pocket-picking | 0 | 0 | 0 | 0 |
| Purse-snatching | 0 | 0 | 0 | 0 |
| Shoplifting | 0 | 0 | 0 | 0 |
| Theft From Building | 5 | 0 | 0 | 0 |
| Theft From Coin Machine | 0 | 0 | 0 | 0 |
| Theft From Motor Vehicle | 4 | 1 | 1 | 0 |
| Theft of Motor Vehicle Parts | 0 | 0 | 0 | 0 |
| All Other Larceny | 10 | 2 | 1 | 1 |
| Crimes Against Society | | | | |
| Animal Cruelty | 0 | 0 | 0 | 0 |
| Drug/Narcotic Violations | 9 | 8 | 10 | 0 |
| Drug Equipment Violations | 10 | 10 | 3 | 0 |
| Betting/Wagering | 0 | 0 | 0 | 0 |
| Operating/Promoting Gambling | 0 | 0 | 0 | 0 |
| Gambling Equipment Violations | 0 | 0 | 0 | 0 |
| Sports Tampering | 0 | 0 | 0 | 0 |
| Pornography/Obscene Material | 0 | 0 | 0 | 0 |
| Prostitution | 0 | 0 | 0 | 0 |
| Prostitution Assisting/Promoting | 0 | 0 | 0 | 0 |
| Purchasing Prostitution | 0 | 0 | 0 | 0 |
| Weapon Law Violations | 0 | 0 | 0 | 0 |
| Total Group A Offenses | 72 | 34 | 26 | 2 |

| Domestic Incident Victims | | |
|----------------------------------|----------|----------|
| Offense | Reported | Cleared |
| Murder | 0 | 0 |
| Aggravated Assault | 0 | 0 |
| Simple Assault | 6 | 4 |
| Intimidation | 1 | 1 |
| Stalking | 0 | 0 |
| Rape | 1 | 1 |
| Sodomy | 0 | 0 |
| Sexual Assault W/Object | 0 | 0 |
| Fondling | 1 | 0 |
| Incest | 0 | 0 |
| Statutory Rape | 0 | 0 |
| Kidnapping/Abduction | 0 | 0 |
| Total | 9 | 6 |

| Group B Arrests | | |
|---------------------------|-----------|----------|
| Offense | Adult | Juvenile |
| Bad Checks | 0 | 0 |
| Curfew/Loitering/Vagrancy | 0 | 0 |
| Disorderly Conduct | 1 | 1 |
| DUI | 13 | 0 |
| Family-Non Violent | 0 | 0 |
| Liquor Law Violations | 4 | 0 |
| Peeping Tom | 0 | 0 |
| Trespass | 0 | 0 |
| All Other Offenses | 3 | 0 |
| Total Group B | 21 | 1 |

Dickey County Sheriff's Office - 2016

2016 Population Estimate 1,884

Offense Overview

Offense Total 24
 Number Cleared 2
 Percent Cleared 8.33 %
 Group A Crimes per 100,000 population 1,273.9

Arrest Overview

Total Arrests 8
 Adult Arrests 7
 Juvenile Arrests 1
 Unknown Age 0
 Arrests per 100,000 population 424.6
 Average number offenses/incident 1.14

| | Offenses | | Arrests | |
|----------------------------------|-----------|----------|----------|----------|
| | Reported | Cleared | Adult | Juvenile |
| Group A Offenses | | | | |
| Crimes Against Persons | | | | |
| Murder | 0 | 0 | 0 | 0 |
| Negligent Manslaughter | 0 | 0 | 0 | 0 |
| Kidnapping/Abduction | 0 | 0 | 0 | 0 |
| Rape | 0 | 0 | 0 | 0 |
| Sodomy | 0 | 0 | 0 | 0 |
| Sexual Assault W/Object | 0 | 0 | 0 | 0 |
| Fondling | 0 | 0 | 0 | 0 |
| Incest | 0 | 0 | 0 | 0 |
| Statutory Rape | 0 | 0 | 0 | 0 |
| Aggravated Assault | 0 | 0 | 0 | 0 |
| Simple Assault | 0 | 0 | 0 | 0 |
| Intimidation | 0 | 0 | 0 | 0 |
| Stalking | 2 | 1 | 1 | 0 |
| Commercial Sex Acts | 0 | 0 | 0 | 0 |
| Involuntary Servitude | 0 | 0 | 0 | 0 |
| Crimes Against Property | | | | |
| Arson | 1 | 0 | 0 | 0 |
| Bribery | 0 | 0 | 0 | 0 |
| Burglary | 3 | 0 | 0 | 0 |
| Counterfeiting/Forgery | 0 | 0 | 0 | 0 |
| Destruction/Damage/Vandalism | 4 | 0 | 0 | 0 |
| Embezzlement | 0 | 0 | 0 | 0 |
| Extortion/Blackmail | 1 | 0 | 0 | 0 |
| False Pretenses | 0 | 0 | 0 | 0 |
| Credit Card/ATM Fraud | 0 | 0 | 0 | 0 |
| Impersonation | 0 | 0 | 0 | 0 |
| Welfare Fraud | 0 | 0 | 0 | 0 |
| Wire Fraud | 0 | 0 | 0 | 0 |
| Identity Theft | 0 | 0 | 0 | 0 |
| Hacking/Computer Invasion | 0 | 0 | 0 | 0 |
| Motor Vehicle Theft | 1 | 0 | 0 | 0 |
| Robbery | 0 | 0 | 0 | 0 |
| Stolen Property Offenses | 0 | 0 | 0 | 0 |
| Pocket-picking | 0 | 0 | 0 | 0 |
| Purse-snatching | 0 | 0 | 0 | 0 |
| Shoplifting | 0 | 0 | 0 | 0 |
| Theft From Building | 3 | 0 | 0 | 0 |
| Theft From Coin Machine | 0 | 0 | 0 | 0 |
| Theft From Motor Vehicle | 1 | 0 | 0 | 0 |
| Theft of Motor Vehicle Parts | 0 | 0 | 0 | 0 |
| All Other Larceny | 4 | 0 | 0 | 0 |
| Crimes Against Society | | | | |
| Animal Cruelty | 0 | 0 | 0 | 0 |
| Drug/Narcotic Violations | 2 | 0 | 0 | 0 |
| Drug Equipment Violations | 1 | 1 | 1 | 0 |
| Betting/Wagering | 0 | 0 | 0 | 0 |
| Operating/Promoting Gambling | 0 | 0 | 0 | 0 |
| Gambling Equipment Violations | 0 | 0 | 0 | 0 |
| Sports Tampering | 0 | 0 | 0 | 0 |
| Pornography/Obscene Material | 0 | 0 | 0 | 0 |
| Prostitution | 0 | 0 | 0 | 0 |
| Prostitution Assisting/Promoting | 0 | 0 | 0 | 0 |
| Purchasing Prostitution | 0 | 0 | 0 | 0 |
| Weapon Law Violations | 1 | 0 | 0 | 0 |
| Total Group A Offenses | 24 | 2 | 2 | 0 |

| Domestic Incident Victims | | |
|----------------------------------|----------|----------|
| Offense | Reported | Cleared |
| Murder | 0 | 0 |
| Aggravated Assault | 0 | 0 |
| Simple Assault | 0 | 0 |
| Intimidation | 0 | 0 |
| Stalking | 0 | 0 |
| Rape | 0 | 0 |
| Sodomy | 0 | 0 |
| Sexual Assault W/Object | 0 | 0 |
| Fondling | 0 | 0 |
| Incest | 0 | 0 |
| Statutory Rape | 0 | 0 |
| Kidnapping/Abduction | 0 | 0 |
| Total | 0 | 0 |

| Group B Arrests | | |
|---------------------------|----------|----------|
| Offense | Adult | Juvenile |
| Bad Checks | 0 | 0 |
| Curfew/Loitering/Vagrancy | 0 | 0 |
| Disorderly Conduct | 0 | 1 |
| DUI | 5 | 0 |
| Family-Non Violent | 0 | 0 |
| Liquor Law Violations | 0 | 0 |
| Peeping Tom | 0 | 0 |
| Trespass | 0 | 0 |
| All Other Offenses | 0 | 0 |
| Total Group B | 5 | 1 |

Divide County Sheriff's Office - 2016

2016 Population Estimate 2,473

Offense Overview

| | |
|---------------------------------------|----------|
| Offense Total | 28 |
| Number Cleared | 28 |
| Percent Cleared | 100.00 % |
| Group A Crimes per 100,000 population | 1,132.2 |

Arrest Overview

| | |
|----------------------------------|---------|
| Total Arrests | 69 |
| Adult Arrests | 69 |
| Juvenile Arrests | 0 |
| Unknown Age | 0 |
| Arrests per 100,000 population | 2,790.1 |
| Average number offenses/incident | 1.00 |

| | Offenses | | Arrests | |
|----------------------------------|-----------|-----------|-----------|----------|
| | Reported | Cleared | Adult | Juvenile |
| Group A Offenses | | | | |
| Crimes Against Persons | | | | |
| Murder | 0 | 0 | 0 | 0 |
| Negligent Manslaughter | 0 | 0 | 0 | 0 |
| Kidnapping/Abduction | 0 | 0 | 0 | 0 |
| Rape | 0 | 0 | 0 | 0 |
| Sodomy | 0 | 0 | 0 | 0 |
| Sexual Assault W/Object | 0 | 0 | 0 | 0 |
| Fondling | 0 | 0 | 0 | 0 |
| Incest | 0 | 0 | 0 | 0 |
| Statutory Rape | 0 | 0 | 0 | 0 |
| Aggravated Assault | 0 | 0 | 0 | 0 |
| Simple Assault | 4 | 4 | 3 | 0 |
| Intimidation | 0 | 0 | 0 | 0 |
| Stalking | 0 | 0 | 0 | 0 |
| Commercial Sex Acts | 0 | 0 | 0 | 0 |
| Involuntary Servitude | 0 | 0 | 0 | 0 |
| Crimes Against Property | | | | |
| Arson | 0 | 0 | 0 | 0 |
| Bribery | 0 | 0 | 0 | 0 |
| Burglary | 0 | 0 | 0 | 0 |
| Counterfeiting/Forgery | 0 | 0 | 0 | 0 |
| Destruction/Damage/Vandalism | 0 | 0 | 0 | 0 |
| Embezzlement | 0 | 0 | 0 | 0 |
| Extortion/Blackmail | 0 | 0 | 0 | 0 |
| False Pretenses | 0 | 0 | 0 | 0 |
| Credit Card/ATM Fraud | 0 | 0 | 0 | 0 |
| Impersonation | 0 | 0 | 0 | 0 |
| Welfare Fraud | 0 | 0 | 0 | 0 |
| Wire Fraud | 0 | 0 | 0 | 0 |
| Identity Theft | 0 | 0 | 0 | 0 |
| Hacking/Computer Invasion | 0 | 0 | 0 | 0 |
| Motor Vehicle Theft | 1 | 1 | 1 | 0 |
| Robbery | 0 | 0 | 0 | 0 |
| Stolen Property Offenses | 0 | 0 | 0 | 0 |
| Pocket-picking | 0 | 0 | 0 | 0 |
| Purse-snatching | 0 | 0 | 0 | 0 |
| Shoplifting | 0 | 0 | 0 | 0 |
| Theft From Building | 1 | 1 | 1 | 0 |
| Theft From Coin Machine | 0 | 0 | 0 | 0 |
| Theft From Motor Vehicle | 0 | 0 | 0 | 0 |
| Theft of Motor Vehicle Parts | 0 | 0 | 0 | 0 |
| All Other Larceny | 0 | 0 | 0 | 0 |
| Crimes Against Society | | | | |
| Animal Cruelty | 0 | 0 | 0 | 0 |
| Drug/Narcotic Violations | 0 | 0 | 1 | 0 |
| Drug Equipment Violations | 22 | 22 | 21 | 0 |
| Betting/Wagering | 0 | 0 | 0 | 0 |
| Operating/Promoting Gambling | 0 | 0 | 0 | 0 |
| Gambling Equipment Violations | 0 | 0 | 0 | 0 |
| Sports Tampering | 0 | 0 | 0 | 0 |
| Pornography/Obscene Material | 0 | 0 | 0 | 0 |
| Prostitution | 0 | 0 | 0 | 0 |
| Prostitution Assisting/Promoting | 0 | 0 | 0 | 0 |
| Purchasing Prostitution | 0 | 0 | 0 | 0 |
| Weapon Law Violations | 0 | 0 | 0 | 0 |
| Total Group A Offenses | 28 | 28 | 27 | 0 |

| Domestic Incident Victims | | |
|----------------------------------|----------|----------|
| Offense | Reported | Cleared |
| Murder | 0 | 0 |
| Aggravated Assault | 0 | 0 |
| Simple Assault | 2 | 2 |
| Intimidation | 0 | 0 |
| Stalking | 0 | 0 |
| Rape | 0 | 0 |
| Sodomy | 0 | 0 |
| Sexual Assault W/Object | 0 | 0 |
| Fondling | 0 | 0 |
| Incest | 0 | 0 |
| Statutory Rape | 0 | 0 |
| Kidnapping/Abduction | 0 | 0 |
| Total | 2 | 2 |

| Group B Arrests | | |
|---------------------------|-----------|----------|
| Offense | Adult | Juvenile |
| Bad Checks | 0 | 0 |
| Curfew/Loitering/Vagrancy | 0 | 0 |
| Disorderly Conduct | 3 | 0 |
| DUI | 38 | 0 |
| Family-Non Violent | 0 | 0 |
| Liquor Law Violations | 1 | 0 |
| Peeping Tom | 0 | 0 |
| Trespass | 0 | 0 |
| All Other Offenses | 0 | 0 |
| Total Group B | 42 | 0 |

Dunn County Sheriff's Office - 2016

2016 Population Estimate **3,399**

Offense Overview

Offense Total 121
 Number Cleared 59
 Percent Cleared 48.76 %
 Group A Crimes per 100,000 population 3,559.9

Arrest Overview

Total Arrests 106
 Adult Arrests 104
 Juvenile Arrests 2
 Unknown Age 0
 Arrests per 100,000 population 3,118.6
 Average number offenses/incident 1.34

| | Offenses | | Arrests | |
|----------------------------------|------------|-----------|-----------|----------|
| | Reported | Cleared | Adult | Juvenile |
| Group A Offenses | | | | |
| Crimes Against Persons | | | | |
| Murder | 0 | 0 | 0 | 0 |
| Negligent Manslaughter | 0 | 0 | 0 | 0 |
| Kidnapping/Abduction | 0 | 0 | 0 | 0 |
| Rape | 0 | 0 | 0 | 0 |
| Sodomy | 0 | 0 | 0 | 0 |
| Sexual Assault W/Object | 0 | 0 | 0 | 0 |
| Fondling | 0 | 0 | 0 | 0 |
| Incest | 0 | 0 | 0 | 0 |
| Statutory Rape | 0 | 0 | 0 | 0 |
| Aggravated Assault | 1 | 1 | 1 | 0 |
| Simple Assault | 19 | 14 | 11 | 1 |
| Intimidation | 5 | 4 | 4 | 0 |
| Stalking | 0 | 0 | 0 | 0 |
| Commercial Sex Acts | 0 | 0 | 0 | 0 |
| Involuntary Servitude | 0 | 0 | 0 | 0 |
| Crimes Against Property | | | | |
| Arson | 1 | 0 | 0 | 0 |
| Bribery | 0 | 0 | 0 | 0 |
| Burglary | 5 | 3 | 3 | 0 |
| Counterfeiting/Forgery | 0 | 0 | 0 | 0 |
| Destruction/Damage/Vandalism | 17 | 2 | 0 | 0 |
| Embezzlement | 0 | 0 | 0 | 0 |
| Extortion/Blackmail | 0 | 0 | 0 | 0 |
| False Pretenses | 1 | 0 | 0 | 0 |
| Credit Card/ATM Fraud | 0 | 0 | 0 | 0 |
| Impersonation | 0 | 0 | 0 | 0 |
| Welfare Fraud | 0 | 0 | 0 | 0 |
| Wire Fraud | 0 | 0 | 0 | 0 |
| Identity Theft | 0 | 0 | 0 | 0 |
| Hacking/Computer Invasion | 0 | 0 | 0 | 0 |
| Motor Vehicle Theft | 4 | 0 | 0 | 0 |
| Robbery | 0 | 0 | 0 | 0 |
| Stolen Property Offenses | 2 | 1 | 1 | 0 |
| Pocket-picking | 0 | 0 | 0 | 0 |
| Purse-snatching | 0 | 0 | 0 | 0 |
| Shoplifting | 0 | 0 | 0 | 0 |
| Theft From Building | 5 | 0 | 0 | 0 |
| Theft From Coin Machine | 0 | 0 | 0 | 0 |
| Theft From Motor Vehicle | 2 | 0 | 0 | 0 |
| Theft of Motor Vehicle Parts | 0 | 0 | 0 | 0 |
| All Other Larceny | 15 | 2 | 2 | 0 |
| Crimes Against Society | | | | |
| Animal Cruelty | 0 | 0 | 0 | 0 |
| Drug/Narcotic Violations | 23 | 15 | 14 | 1 |
| Drug Equipment Violations | 18 | 14 | 5 | 0 |
| Betting/Wagering | 0 | 0 | 0 | 0 |
| Operating/Promoting Gambling | 0 | 0 | 0 | 0 |
| Gambling Equipment Violations | 0 | 0 | 0 | 0 |
| Sports Tampering | 0 | 0 | 0 | 0 |
| Pornography/Obscene Material | 0 | 0 | 0 | 0 |
| Prostitution | 0 | 0 | 0 | 0 |
| Prostitution Assisting/Promoting | 1 | 1 | 0 | 0 |
| Purchasing Prostitution | 0 | 0 | 0 | 0 |
| Weapon Law Violations | 2 | 2 | 1 | 0 |
| Total Group A Offenses | 121 | 59 | 42 | 2 |

| Domestic Incident Victims | | |
|----------------------------------|-----------|----------|
| Offense | Reported | Cleared |
| Murder | 0 | 0 |
| Aggravated Assault | 0 | 0 |
| Simple Assault | 9 | 7 |
| Intimidation | 1 | 0 |
| Stalking | 0 | 0 |
| Rape | 0 | 0 |
| Sodomy | 0 | 0 |
| Sexual Assault W/Object | 0 | 0 |
| Fondling | 0 | 0 |
| Incest | 0 | 0 |
| Statutory Rape | 0 | 0 |
| Kidnapping/Abduction | 0 | 0 |
| Total | 10 | 7 |

| Group B Arrests | | |
|---------------------------|-----------|----------|
| Offense | Adult | Juvenile |
| Bad Checks | 0 | 0 |
| Curfew/Loitering/Vagrancy | 0 | 0 |
| Disorderly Conduct | 0 | 0 |
| DUI | 38 | 0 |
| Family-Non Violent | 0 | 0 |
| Liquor Law Violations | 2 | 0 |
| Peeping Tom | 0 | 0 |
| Trespass | 1 | 0 |
| All Other Offenses | 21 | 0 |
| Total Group B | 62 | 0 |

Eddy County Sheriff's Office – 2016

2016 Population Estimate 2,307

Offense Overview

Offense Total 122
 Number Cleared 64
 Percent Cleared 52.46 %
 Group A Crimes per 100,000 population 5,288.3

Arrest Overview

Total Arrests 67
 Adult Arrests 65
 Juvenile Arrests 2
 Unknown Age 0
 Arrests per 100,000 population 2,904.2
 Average number offenses/incident 1.30

| | Offenses | | Arrests | |
|----------------------------------|------------|-----------|-----------|----------|
| | Reported | Cleared | Adult | Juvenile |
| Group A Offenses | | | | |
| Crimes Against Persons | | | | |
| Murder | 0 | 0 | 0 | 0 |
| Negligent Manslaughter | 0 | 0 | 0 | 0 |
| Kidnapping/Abduction | 0 | 0 | 0 | 0 |
| Rape | 4 | 0 | 0 | 0 |
| Sodomy | 0 | 0 | 0 | 0 |
| Sexual Assault W/Object | 0 | 0 | 0 | 0 |
| Fondling | 0 | 0 | 0 | 0 |
| Incest | 0 | 0 | 0 | 0 |
| Statutory Rape | 0 | 0 | 0 | 0 |
| Aggravated Assault | 3 | 1 | 2 | 0 |
| Simple Assault | 13 | 7 | 6 | 0 |
| Intimidation | 0 | 0 | 0 | 0 |
| Stalking | 5 | 0 | 0 | 0 |
| Commercial Sex Acts | 0 | 0 | 0 | 0 |
| Involuntary Servitude | 0 | 0 | 0 | 0 |
| Crimes Against Property | | | | |
| Arson | 0 | 0 | 0 | 0 |
| Bribery | 0 | 0 | 0 | 0 |
| Burglary | 6 | 1 | 0 | 0 |
| Counterfeiting/Forgery | 0 | 0 | 0 | 0 |
| Destruction/Damage/Vandalism | 13 | 2 | 1 | 0 |
| Embezzlement | 1 | 0 | 0 | 0 |
| Extortion/Blackmail | 0 | 0 | 0 | 0 |
| False Pretenses | 0 | 0 | 0 | 0 |
| Credit Card/ATM Fraud | 0 | 0 | 0 | 0 |
| Impersonation | 0 | 0 | 0 | 0 |
| Welfare Fraud | 0 | 0 | 0 | 0 |
| Wire Fraud | 0 | 0 | 0 | 0 |
| Identity Theft | 0 | 0 | 0 | 0 |
| Hacking/Computer Invasion | 0 | 0 | 0 | 0 |
| Motor Vehicle Theft | 3 | 0 | 0 | 0 |
| Robbery | 0 | 0 | 0 | 0 |
| Stolen Property Offenses | 5 | 3 | 3 | 1 |
| Pocket-picking | 0 | 0 | 0 | 0 |
| Purse-snatching | 0 | 0 | 0 | 0 |
| Shoplifting | 0 | 0 | 0 | 0 |
| Theft From Building | 3 | 0 | 0 | 0 |
| Theft From Coin Machine | 0 | 0 | 0 | 0 |
| Theft From Motor Vehicle | 3 | 0 | 0 | 0 |
| Theft of Motor Vehicle Parts | 3 | 0 | 0 | 0 |
| All Other Larceny | 10 | 1 | 1 | 0 |
| Crimes Against Society | | | | |
| Animal Cruelty | 0 | 0 | 0 | 0 |
| Drug/Narcotic Violations | 20 | 20 | 17 | 0 |
| Drug Equipment Violations | 28 | 27 | 14 | 1 |
| Betting/Wagering | 0 | 0 | 0 | 0 |
| Operating/Promoting Gambling | 0 | 0 | 0 | 0 |
| Gambling Equipment Violations | 0 | 0 | 0 | 0 |
| Sports Tampering | 0 | 0 | 0 | 0 |
| Pornography/Obscene Material | 0 | 0 | 0 | 0 |
| Prostitution | 0 | 0 | 0 | 0 |
| Prostitution Assisting/Promoting | 0 | 0 | 0 | 0 |
| Purchasing Prostitution | 0 | 0 | 0 | 0 |
| Weapon Law Violations | 2 | 2 | 1 | 0 |
| Total Group A Offenses | 122 | 64 | 45 | 2 |

| Domestic Incident Victims | | |
|----------------------------------|----------|----------|
| Offense | Reported | Cleared |
| Murder | 0 | 0 |
| Aggravated Assault | 1 | 0 |
| Simple Assault | 3 | 3 |
| Intimidation | 0 | 0 |
| Stalking | 0 | 0 |
| Rape | 3 | 0 |
| Sodomy | 0 | 0 |
| Sexual Assault W/Object | 0 | 0 |
| Fondling | 0 | 0 |
| Incest | 0 | 0 |
| Statutory Rape | 0 | 0 |
| Kidnapping/Abduction | 0 | 0 |
| Total | 7 | 3 |

| Group B Arrests | | |
|---------------------------|-----------|----------|
| Offense | Adult | Juvenile |
| Bad Checks | 0 | 0 |
| Curfew/Loitering/Vagrancy | 0 | 0 |
| Disorderly Conduct | 4 | 0 |
| DUI | 13 | 0 |
| Family-Non Violent | 0 | 0 |
| Liquor Law Violations | 1 | 0 |
| Peeping Tom | 0 | 0 |
| Trespass | 0 | 0 |
| All Other Offenses | 2 | 0 |
| Total Group B | 20 | 0 |

Emmons County Sheriff's Office – 2016

2016 Population Estimate **3,296**

Offense Overview

Offense Total 102
 Number Cleared 20
 Percent Cleared 19.61 %
 Group A Crimes per 100,000 population 3,094.7

Arrest Overview

Total Arrests 41
 Adult Arrests 41
 Juvenile Arrests 0
 Unknown Age 0
 Arrests per 100,000 population 1,243.9
 Average number offenses/incident 1.21

| | Offenses | | Arrests | |
|----------------------------------|------------|-----------|-----------|----------|
| | Reported | Cleared | Adult | Juvenile |
| Group A Offenses | | | | |
| Crimes Against Persons | | | | |
| Murder | 0 | 0 | 0 | 0 |
| Negligent Manslaughter | 0 | 0 | 0 | 0 |
| Kidnapping/Abduction | 0 | 0 | 0 | 0 |
| Rape | 1 | 0 | 0 | 0 |
| Sodomy | 0 | 0 | 0 | 0 |
| Sexual Assault W/Object | 0 | 0 | 0 | 0 |
| Fondling | 1 | 0 | 0 | 0 |
| Incest | 0 | 0 | 0 | 0 |
| Statutory Rape | 0 | 0 | 0 | 0 |
| Aggravated Assault | 2 | 1 | 1 | 0 |
| Simple Assault | 12 | 7 | 6 | 0 |
| Intimidation | 3 | 1 | 0 | 0 |
| Stalking | 0 | 0 | 0 | 0 |
| Commercial Sex Acts | 0 | 0 | 0 | 0 |
| Involuntary Servitude | 0 | 0 | 0 | 0 |
| Crimes Against Property | | | | |
| Arson | 1 | 0 | 0 | 0 |
| Bribery | 0 | 0 | 0 | 0 |
| Burglary | 9 | 0 | 1 | 0 |
| Counterfeiting/Forgery | 1 | 0 | 0 | 0 |
| Destruction/Damage/Vandalism | 23 | 3 | 2 | 0 |
| Embezzlement | 0 | 0 | 0 | 0 |
| Extortion/Blackmail | 0 | 0 | 0 | 0 |
| False Pretenses | 3 | 0 | 0 | 0 |
| Credit Card/ATM Fraud | 1 | 0 | 0 | 0 |
| Impersonation | 1 | 0 | 0 | 0 |
| Welfare Fraud | 0 | 0 | 0 | 0 |
| Wire Fraud | 1 | 0 | 0 | 0 |
| Identity Theft | 0 | 0 | 0 | 0 |
| Hacking/Computer Invasion | 0 | 0 | 0 | 0 |
| Motor Vehicle Theft | 6 | 0 | 0 | 0 |
| Robbery | 0 | 0 | 0 | 0 |
| Stolen Property Offenses | 0 | 0 | 0 | 0 |
| Pocket-picking | 0 | 0 | 0 | 0 |
| Purse-snatching | 0 | 0 | 0 | 0 |
| Shoplifting | 0 | 0 | 0 | 0 |
| Theft From Building | 4 | 0 | 0 | 0 |
| Theft From Coin Machine | 0 | 0 | 0 | 0 |
| Theft From Motor Vehicle | 2 | 0 | 0 | 0 |
| Theft of Motor Vehicle Parts | 0 | 0 | 0 | 0 |
| All Other Larceny | 21 | 1 | 0 | 0 |
| Crimes Against Society | | | | |
| Animal Cruelty | 0 | 0 | 0 | 0 |
| Drug/Narcotic Violations | 6 | 4 | 2 | 0 |
| Drug Equipment Violations | 4 | 3 | 2 | 0 |
| Betting/Wagering | 0 | 0 | 0 | 0 |
| Operating/Promoting Gambling | 0 | 0 | 0 | 0 |
| Gambling Equipment Violations | 0 | 0 | 0 | 0 |
| Sports Tampering | 0 | 0 | 0 | 0 |
| Pornography/Obscene Material | 0 | 0 | 0 | 0 |
| Prostitution | 0 | 0 | 0 | 0 |
| Prostitution Assisting/Promoting | 0 | 0 | 0 | 0 |
| Purchasing Prostitution | 0 | 0 | 0 | 0 |
| Weapon Law Violations | 0 | 0 | 0 | 0 |
| Total Group A Offenses | 102 | 20 | 14 | 0 |

| Domestic Incident Victims | | |
|----------------------------------|----------|----------|
| Offense | Reported | Cleared |
| Murder | 0 | 0 |
| Aggravated Assault | 1 | 1 |
| Simple Assault | 6 | 5 |
| Intimidation | 0 | 0 |
| Stalking | 0 | 0 |
| Rape | 0 | 0 |
| Sodomy | 0 | 0 |
| Sexual Assault W/Object | 0 | 0 |
| Fondling | 0 | 0 |
| Incest | 0 | 0 |
| Statutory Rape | 0 | 0 |
| Kidnapping/Abduction | 0 | 0 |
| Total | 7 | 6 |

| Group B Arrests | | |
|---------------------------|-----------|----------|
| Offense | Adult | Juvenile |
| Bad Checks | 0 | 0 |
| Curfew/Loitering/Vagrancy | 0 | 0 |
| Disorderly Conduct | 2 | 0 |
| DUI | 8 | 0 |
| Family-Non Violent | 0 | 0 |
| Liquor Law Violations | 13 | 0 |
| Peeping Tom | 0 | 0 |
| Trespass | 0 | 0 |
| All Other Offenses | 4 | 0 |
| Total Group B | 27 | 0 |

Foster County Sheriff's Office – 2016

2016 Population Estimate 1,207

Offense Overview

Offense Total 26
 Number Cleared 10
 Percent Cleared 38.46 %
 Group A Crimes per 100,000 population 2,154.1

Arrest Overview

Total Arrests 20
 Adult Arrests 19
 Juvenile Arrests 1
 Unknown Age 0
 Arrests per 100,000 population 1,657.0
 Average number offenses/incident 1.37

| | Offenses | | Arrests | |
|----------------------------------|-----------|-----------|----------|----------|
| | Reported | Cleared | Adult | Juvenile |
| Group A Offenses | | | | |
| Crimes Against Persons | | | | |
| Murder | 0 | 0 | 0 | 0 |
| Negligent Manslaughter | 0 | 0 | 0 | 0 |
| Kidnapping/Abduction | 0 | 0 | 0 | 0 |
| Rape | 0 | 0 | 0 | 0 |
| Sodomy | 0 | 0 | 0 | 1 |
| Sexual Assault W/Object | 0 | 0 | 0 | 0 |
| Fondling | 0 | 0 | 0 | 0 |
| Incest | 0 | 0 | 0 | 0 |
| Statutory Rape | 1 | 0 | 0 | 0 |
| Aggravated Assault | 0 | 0 | 0 | 0 |
| Simple Assault | 1 | 1 | 1 | 0 |
| Intimidation | 0 | 0 | 0 | 0 |
| Stalking | 0 | 0 | 0 | 0 |
| Commercial Sex Acts | 0 | 0 | 0 | 0 |
| Involuntary Servitude | 0 | 0 | 0 | 0 |
| Crimes Against Property | | | | |
| Arson | 0 | 0 | 0 | 0 |
| Bribery | 0 | 0 | 0 | 0 |
| Burglary | 4 | 0 | 0 | 0 |
| Counterfeiting/Forgery | 0 | 0 | 0 | 0 |
| Destruction/Damage/Vandalism | 3 | 0 | 0 | 0 |
| Embezzlement | 0 | 0 | 0 | 0 |
| Extortion/Blackmail | 0 | 0 | 0 | 0 |
| False Pretenses | 0 | 0 | 0 | 0 |
| Credit Card/ATM Fraud | 0 | 0 | 0 | 0 |
| Impersonation | 0 | 0 | 0 | 0 |
| Welfare Fraud | 0 | 0 | 0 | 0 |
| Wire Fraud | 0 | 0 | 0 | 0 |
| Identity Theft | 0 | 0 | 0 | 0 |
| Hacking/Computer Invasion | 0 | 0 | 0 | 0 |
| Motor Vehicle Theft | 0 | 0 | 0 | 0 |
| Robbery | 0 | 0 | 0 | 0 |
| Stolen Property Offenses | 0 | 0 | 0 | 0 |
| Pocket-picking | 0 | 0 | 0 | 0 |
| Purse-snatching | 0 | 0 | 0 | 0 |
| Shoplifting | 0 | 0 | 0 | 0 |
| Theft From Building | 2 | 0 | 0 | 0 |
| Theft From Coin Machine | 0 | 0 | 0 | 0 |
| Theft From Motor Vehicle | 1 | 0 | 0 | 0 |
| Theft of Motor Vehicle Parts | 0 | 0 | 0 | 0 |
| All Other Larceny | 1 | 0 | 0 | 0 |
| Crimes Against Society | | | | |
| Animal Cruelty | 0 | 0 | 0 | 0 |
| Drug/Narcotic Violations | 5 | 4 | 4 | 0 |
| Drug Equipment Violations | 7 | 5 | 3 | 0 |
| Betting/Wagering | 0 | 0 | 0 | 0 |
| Operating/Promoting Gambling | 0 | 0 | 0 | 0 |
| Gambling Equipment Violations | 0 | 0 | 0 | 0 |
| Sports Tampering | 0 | 0 | 0 | 0 |
| Pornography/Obscene Material | 0 | 0 | 0 | 0 |
| Prostitution | 0 | 0 | 0 | 0 |
| Prostitution Assisting/Promoting | 0 | 0 | 0 | 0 |
| Purchasing Prostitution | 0 | 0 | 0 | 0 |
| Weapon Law Violations | 1 | 0 | 0 | 0 |
| Total Group A Offenses | 26 | 10 | 8 | 1 |

| Domestic Incident Victims | | |
|----------------------------------|----------|----------|
| Offense | Reported | Cleared |
| Murder | 0 | 0 |
| Aggravated Assault | 0 | 0 |
| Simple Assault | 1 | 1 |
| Intimidation | 0 | 0 |
| Stalking | 0 | 0 |
| Rape | 0 | 0 |
| Sodomy | 0 | 0 |
| Sexual Assault W/Object | 0 | 0 |
| Fondling | 0 | 0 |
| Incest | 0 | 0 |
| Statutory Rape | 0 | 0 |
| Kidnapping/Abduction | 0 | 0 |
| Total | 1 | 1 |

| Group B Arrests | | |
|---------------------------|-----------|----------|
| Offense | Adult | Juvenile |
| Bad Checks | 0 | 0 |
| Curfew/Loitering/Vagrancy | 0 | 0 |
| Disorderly Conduct | 0 | 0 |
| DUI | 8 | 0 |
| Family-Non Violent | 0 | 0 |
| Liquor Law Violations | 3 | 0 |
| Peeping Tom | 0 | 0 |
| Trespass | 0 | 0 |
| All Other Offenses | 0 | 0 |
| Total Group B | 11 | 0 |

Golden Valley County Sheriff's Office – 2016

| 2016 Population Estimate | | 1,835 | Offenses | | Arrests | | |
|---------------------------------------|----------|----------------------------------|----------|----------|----------|----------|----------|
| Offense Overview | | Group A Offenses | | Reported | Cleared | Adult | Juvenile |
| Offense Total | 6 | Crimes Against Persons | | | | | |
| Number Cleared | 1 | Murder | 1 | 1 | 1 | 0 | |
| Percent Cleared | 16.67 % | Negligent Manslaughter | 0 | 0 | 0 | 0 | |
| Group A Crimes per 100,000 population | 327.0 | Kidnapping/Abduction | 0 | 0 | 0 | 0 | |
| | | Rape | 0 | 0 | 0 | 0 | |
| | | Sodomy | 0 | 0 | 0 | 0 | |
| | | Sexual Assault W/Object | 0 | 0 | 0 | 0 | |
| | | Fondling | 0 | 0 | 0 | 0 | |
| | | Incest | 0 | 0 | 0 | 0 | |
| | | Statutory Rape | 0 | 0 | 0 | 0 | |
| | | Aggravated Assault | 0 | 0 | 0 | 0 | |
| | | Simple Assault | 2 | 0 | 0 | 0 | |
| | | Intimidation | 0 | 0 | 0 | 0 | |
| | | Stalking | 0 | 0 | 0 | 0 | |
| | | Commercial Sex Acts | 0 | 0 | 0 | 0 | |
| | | Involuntary Servitude | 0 | 0 | 0 | 0 | |
| | | Crimes Against Property | | | | | |
| | | Arson | 0 | 0 | 0 | 0 | |
| | | Bribery | 0 | 0 | 0 | 0 | |
| | | Burglary | 0 | 0 | 0 | 0 | |
| | | Counterfeiting/Forgery | 0 | 0 | 0 | 0 | |
| | | Destruction/Damage/Vandalism | 0 | 0 | 0 | 0 | |
| | | Embezzlement | 0 | 0 | 0 | 0 | |
| | | Extortion/Blackmail | 0 | 0 | 0 | 0 | |
| | | False Pretenses | 1 | 0 | 0 | 0 | |
| | | Credit Card/ATM Fraud | 0 | 0 | 0 | 0 | |
| | | Impersonation | 0 | 0 | 0 | 0 | |
| | | Welfare Fraud | 0 | 0 | 0 | 0 | |
| | | Wire Fraud | 0 | 0 | 0 | 0 | |
| | | Identity Theft | 0 | 0 | 0 | 0 | |
| | | Hacking/Computer Invasion | 0 | 0 | 0 | 0 | |
| | | Motor Vehicle Theft | 1 | 0 | 0 | 0 | |
| | | Robbery | 0 | 0 | 0 | 0 | |
| | | Stolen Property Offenses | 0 | 0 | 0 | 0 | |
| | | Pocket-picking | 0 | 0 | 0 | 0 | |
| | | Purse-snatching | 0 | 0 | 0 | 0 | |
| | | Shoplifting | 0 | 0 | 0 | 0 | |
| | | Theft From Building | 1 | 0 | 0 | 0 | |
| | | Theft From Coin Machine | 0 | 0 | 0 | 0 | |
| | | Theft From Motor Vehicle | 0 | 0 | 0 | 0 | |
| | | Theft of Motor Vehicle Parts | 0 | 0 | 0 | 0 | |
| | | All Other Larceny | 0 | 0 | 0 | 0 | |
| | | Crimes Against Society | | | | | |
| | | Animal Cruelty | 0 | 0 | 0 | 0 | |
| | | Drug/Narcotic Violations | 0 | 0 | 0 | 0 | |
| | | Drug Equipment Violations | 0 | 0 | 0 | 0 | |
| | | Betting/Wagering | 0 | 0 | 0 | 0 | |
| | | Operating/Promoting Gambling | 0 | 0 | 0 | 0 | |
| | | Gambling Equipment Violations | 0 | 0 | 0 | 0 | |
| | | Sports Tampering | 0 | 0 | 0 | 0 | |
| | | Pornography/Obscene Material | 0 | 0 | 0 | 0 | |
| | | Prostitution | 0 | 0 | 0 | 0 | |
| | | Prostitution Assisting/Promoting | 0 | 0 | 0 | 0 | |
| | | Purchasing Prostitution | 0 | 0 | 0 | 0 | |
| | | Weapon Law Violations | 0 | 0 | 0 | 0 | |
| | | Total Group A Offenses | 6 | 1 | 1 | 0 | |
| Arrest Overview | | | | | | | |
| Total Arrests | 3 | | | | | | |
| Adult Arrests | 3 | | | | | | |
| Juvenile Arrests | 0 | | | | | | |
| Unknown Age | 0 | | | | | | |
| Arrests per 100,000 population | 163.5 | | | | | | |
| Average number offenses/incident | 1.00 | | | | | | |
| Domestic Incident Victims | | | | | | | |
| Offense | Reported | Cleared | | | | | |
| Murder | 0 | 0 | | | | | |
| Aggravated Assault | 0 | 0 | | | | | |
| Simple Assault | 1 | 0 | | | | | |
| Intimidation | 0 | 0 | | | | | |
| Stalking | 0 | 0 | | | | | |
| Rape | 0 | 0 | | | | | |
| Sodomy | 0 | 0 | | | | | |
| Sexual Assault W/Object | 0 | 0 | | | | | |
| Fondling | 0 | 0 | | | | | |
| Incest | 0 | 0 | | | | | |
| Statutory Rape | 0 | 0 | | | | | |
| Kidnapping/Abduction | 0 | 0 | | | | | |
| Total | 1 | 0 | | | | | |
| Group B Arrests | | | | | | | |
| Offense | Adult | Juvenile | | | | | |
| Bad Checks | 1 | 0 | | | | | |
| Curfew/Loitering/Vagrancy | 0 | 0 | | | | | |
| Disorderly Conduct | 1 | 0 | | | | | |
| DUI | 0 | 0 | | | | | |
| Family-Non Violent | 0 | 0 | | | | | |
| Liquor Law Violations | 0 | 0 | | | | | |
| Peeping Tom | 0 | 0 | | | | | |
| Trespass | 0 | 0 | | | | | |
| All Other Offenses | 0 | 0 | | | | | |
| Total Group B | 2 | 0 | | | | | |

Grand Forks County Sheriff's Office – 2016

2016 Population Estimate 9,842

Offense Overview

Offense Total 507
 Number Cleared 220
 Percent Cleared 43.39 %
 Group A Crimes per 100,000 population 5,151.4

Arrest Overview

Total Arrests 414
 Adult Arrests 378
 Juvenile Arrests 36
 Unknown Age 0
 Arrests per 100,000 population 4,206.5
 Average number offenses/incident 1.30

| Domestic Incident Victims | | |
|---------------------------|-----------|----------|
| Offense | Reported | Cleared |
| Murder | 0 | 0 |
| Aggravated Assault | 2 | 0 |
| Simple Assault | 8 | 7 |
| Intimidation | 0 | 0 |
| Stalking | 0 | 0 |
| Rape | 0 | 0 |
| Sodomy | 0 | 0 |
| Sexual Assault W/Object | 0 | 0 |
| Fondling | 0 | 0 |
| Incest | 0 | 0 |
| Statutory Rape | 0 | 0 |
| Kidnapping/Abduction | 0 | 0 |
| Total | 10 | 7 |

| Group B Arrests | | |
|---------------------------|------------|-----------|
| Offense | Adult | Juvenile |
| Bad Checks | 0 | 0 |
| Curfew/Loitering/Vagrancy | 0 | 0 |
| Disorderly Conduct | 4 | 1 |
| DUI | 88 | 1 |
| Family-Non Violent | 0 | 1 |
| Liquor Law Violations | 32 | 5 |
| Peeping Tom | 0 | 0 |
| Trespass | 1 | 0 |
| All Other Offenses | 94 | 4 |
| Total Group B | 219 | 12 |

| | Offenses | | Arrests | |
|----------------------------------|------------|------------|------------|-----------|
| | Reported | Cleared | Adult | Juvenile |
| Group A Offenses | | | | |
| Crimes Against Persons | | | | |
| Murder | 0 | 0 | 0 | 0 |
| Negligent Manslaughter | 0 | 0 | 0 | 0 |
| Kidnapping/Abduction | 2 | 1 | 1 | 0 |
| Rape | 1 | 0 | 0 | 0 |
| Sodomy | 0 | 0 | 0 | 0 |
| Sexual Assault W/Object | 0 | 0 | 0 | 0 |
| Fondling | 2 | 0 | 0 | 0 |
| Incest | 0 | 0 | 0 | 0 |
| Statutory Rape | 0 | 0 | 0 | 0 |
| Aggravated Assault | 3 | 1 | 1 | 0 |
| Simple Assault | 78 | 27 | 22 | 4 |
| Intimidation | 19 | 6 | 4 | 2 |
| Stalking | 0 | 0 | 0 | 0 |
| Commercial Sex Acts | 0 | 0 | 0 | 0 |
| Involuntary Servitude | 0 | 0 | 0 | 0 |
| Crimes Against Property | | | | |
| Arson | 0 | 0 | 0 | 0 |
| Bribery | 0 | 0 | 0 | 0 |
| Burglary | 35 | 2 | 1 | 0 |
| Counterfeiting/Forgery | 6 | 1 | 1 | 0 |
| Destruction/Damage/Vandalism | 56 | 10 | 5 | 3 |
| Embezzlement | 1 | 0 | 0 | 0 |
| Extortion/Blackmail | 0 | 0 | 0 | 0 |
| False Pretenses | 25 | 2 | 2 | 0 |
| Credit Card/ATM Fraud | 4 | 0 | 0 | 0 |
| Impersonation | 8 | 0 | 1 | 0 |
| Welfare Fraud | 1 | 0 | 0 | 0 |
| Wire Fraud | 0 | 0 | 0 | 0 |
| Identity Theft | 4 | 2 | 1 | 0 |
| Hacking/Computer Invasion | 0 | 0 | 0 | 0 |
| Motor Vehicle Theft | 12 | 0 | 0 | 0 |
| Robbery | 0 | 0 | 0 | 0 |
| Stolen Property Offenses | 6 | 6 | 5 | 0 |
| Pocket-picking | 0 | 0 | 0 | 0 |
| Purse-snatching | 0 | 0 | 0 | 0 |
| Shoplifting | 1 | 1 | 1 | 0 |
| Theft From Building | 2 | 0 | 0 | 0 |
| Theft From Coin Machine | 0 | 0 | 0 | 0 |
| Theft From Motor Vehicle | 20 | 2 | 2 | 0 |
| Theft of Motor Vehicle Parts | 0 | 0 | 0 | 0 |
| All Other Larceny | 66 | 9 | 7 | 1 |
| Crimes Against Society | | | | |
| Animal Cruelty | 0 | 0 | 0 | 0 |
| Drug/Narcotic Violations | 71 | 69 | 77 | 5 |
| Drug Equipment Violations | 75 | 74 | 25 | 9 |
| Betting/Wagering | 0 | 0 | 0 | 0 |
| Operating/Promoting Gambling | 0 | 0 | 0 | 0 |
| Gambling Equipment Violations | 0 | 0 | 0 | 0 |
| Sports Tampering | 0 | 0 | 0 | 0 |
| Pornography/Obscene Material | 2 | 1 | 1 | 0 |
| Prostitution | 1 | 0 | 0 | 0 |
| Prostitution Assisting/Promoting | 0 | 0 | 0 | 0 |
| Purchasing Prostitution | 0 | 0 | 0 | 0 |
| Weapon Law Violations | 6 | 6 | 2 | 0 |
| Total Group A Offenses | 507 | 220 | 159 | 24 |

Grant County Sheriff's Office – 2016

2016 Population Estimate 2,332

Offense Overview

Offense Total 19
 Number Cleared 5
 Percent Cleared 26.32 %
 Group A Crimes per 100,000 population 814.8

Arrest Overview

Total Arrests 7
 Adult Arrests 6
 Juvenile Arrests 1
 Unknown Age 0
 Arrests per 100,000 population 300.2
 Average number offenses/incident 1.00

| | Offenses | | Arrests | |
|----------------------------------|-----------|----------|----------|----------|
| | Reported | Cleared | Adult | Juvenile |
| Group A Offenses | | | | |
| Crimes Against Persons | | | | |
| Murder | 0 | 0 | 0 | 0 |
| Negligent Manslaughter | 0 | 0 | 0 | 0 |
| Kidnapping/Abduction | 0 | 0 | 0 | 0 |
| Rape | 1 | 1 | 1 | 0 |
| Sodomy | 0 | 0 | 0 | 0 |
| Sexual Assault W/Object | 0 | 0 | 0 | 0 |
| Fondling | 4 | 0 | 0 | 0 |
| Incest | 0 | 0 | 0 | 0 |
| Statutory Rape | 0 | 0 | 0 | 0 |
| Aggravated Assault | 1 | 1 | 1 | 0 |
| Simple Assault | 4 | 2 | 2 | 0 |
| Intimidation | 0 | 0 | 0 | 0 |
| Stalking | 0 | 0 | 0 | 0 |
| Commercial Sex Acts | 0 | 0 | 0 | 0 |
| Involuntary Servitude | 0 | 0 | 0 | 0 |
| Crimes Against Property | | | | |
| Arson | 0 | 0 | 0 | 0 |
| Bribery | 0 | 0 | 0 | 0 |
| Burglary | 4 | 0 | 0 | 0 |
| Counterfeiting/Forgery | 0 | 0 | 0 | 0 |
| Destruction/Damage/Vandalism | 0 | 0 | 0 | 0 |
| Embezzlement | 0 | 0 | 0 | 0 |
| Extortion/Blackmail | 0 | 0 | 0 | 0 |
| False Pretenses | 0 | 0 | 0 | 0 |
| Credit Card/ATM Fraud | 0 | 0 | 0 | 0 |
| Impersonation | 0 | 0 | 0 | 0 |
| Welfare Fraud | 0 | 0 | 0 | 0 |
| Wire Fraud | 0 | 0 | 0 | 0 |
| Identity Theft | 0 | 0 | 0 | 0 |
| Hacking/Computer Invasion | 0 | 0 | 0 | 0 |
| Motor Vehicle Theft | 0 | 0 | 0 | 0 |
| Robbery | 0 | 0 | 0 | 0 |
| Stolen Property Offenses | 0 | 0 | 0 | 0 |
| Pocket-picking | 0 | 0 | 0 | 0 |
| Purse-snatching | 0 | 0 | 0 | 0 |
| Shoplifting | 0 | 0 | 0 | 0 |
| Theft From Building | 0 | 0 | 0 | 0 |
| Theft From Coin Machine | 0 | 0 | 0 | 0 |
| Theft From Motor Vehicle | 0 | 0 | 0 | 0 |
| Theft of Motor Vehicle Parts | 0 | 0 | 0 | 0 |
| All Other Larceny | 3 | 0 | 0 | 0 |
| Crimes Against Society | | | | |
| Animal Cruelty | 1 | 0 | 0 | 0 |
| Drug/Narcotic Violations | 1 | 1 | 0 | 1 |
| Drug Equipment Violations | 0 | 0 | 0 | 0 |
| Betting/Wagering | 0 | 0 | 0 | 0 |
| Operating/Promoting Gambling | 0 | 0 | 0 | 0 |
| Gambling Equipment Violations | 0 | 0 | 0 | 0 |
| Sports Tampering | 0 | 0 | 0 | 0 |
| Pornography/Obscene Material | 0 | 0 | 0 | 0 |
| Prostitution | 0 | 0 | 0 | 0 |
| Prostitution Assisting/Promoting | 0 | 0 | 0 | 0 |
| Purchasing Prostitution | 0 | 0 | 0 | 0 |
| Weapon Law Violations | 0 | 0 | 0 | 0 |
| Total Group A Offenses | 19 | 5 | 4 | 1 |

| Domestic Incident Victims | | |
|----------------------------------|----------|----------|
| Offense | Reported | Cleared |
| Murder | 0 | 0 |
| Aggravated Assault | 1 | 1 |
| Simple Assault | 3 | 2 |
| Intimidation | 0 | 0 |
| Stalking | 0 | 0 |
| Rape | 0 | 0 |
| Sodomy | 0 | 0 |
| Sexual Assault W/Object | 0 | 0 |
| Fondling | 0 | 0 |
| Incest | 0 | 0 |
| Statutory Rape | 0 | 0 |
| Kidnapping/Abduction | 0 | 0 |
| Total | 4 | 3 |

| Group B Arrests | | |
|---------------------------|----------|----------|
| Offense | Adult | Juvenile |
| Bad Checks | 0 | 0 |
| Curfew/Loitering/Vagrancy | 0 | 0 |
| Disorderly Conduct | 0 | 0 |
| DUI | 0 | 0 |
| Family-Non Violent | 1 | 0 |
| Liquor Law Violations | 1 | 0 |
| Peeping Tom | 0 | 0 |
| Trespass | 0 | 0 |
| All Other Offenses | 0 | 0 |
| Total Group B | 2 | 0 |

Griggs County Sheriff's Office – 2016

2016 Population Estimate 2,242

Offense Overview

Offense Total 21
 Number Cleared 7
 Percent Cleared 33.33 %
 Group A Crimes per 100,000 population 936.7

Arrest Overview

Total Arrests 24
 Adult Arrests 24
 Juvenile Arrests 0
 Unknown Age 0
 Arrests per 100,000 population 1,070.5
 Average number offenses/incident 1.00

| | Offenses | | Arrests | |
|----------------------------------|-----------|----------|----------|----------|
| | Reported | Cleared | Adult | Juvenile |
| Group A Offenses | | | | |
| Crimes Against Persons | | | | |
| Murder | 0 | 0 | 0 | 0 |
| Negligent Manslaughter | 0 | 0 | 0 | 0 |
| Kidnapping/Abduction | 1 | 0 | 0 | 0 |
| Rape | 0 | 0 | 0 | 0 |
| Sodomy | 0 | 0 | 0 | 0 |
| Sexual Assault W/Object | 0 | 0 | 0 | 0 |
| Fondling | 1 | 0 | 0 | 0 |
| Incest | 0 | 0 | 0 | 0 |
| Statutory Rape | 0 | 0 | 0 | 0 |
| Aggravated Assault | 0 | 0 | 0 | 0 |
| Simple Assault | 3 | 3 | 4 | 0 |
| Intimidation | 1 | 1 | 1 | 0 |
| Stalking | 0 | 0 | 0 | 0 |
| Commercial Sex Acts | 0 | 0 | 0 | 0 |
| Involuntary Servitude | 0 | 0 | 0 | 0 |
| Crimes Against Property | | | | |
| Arson | 0 | 0 | 0 | 0 |
| Bribery | 0 | 0 | 0 | 0 |
| Burglary | 6 | 1 | 1 | 0 |
| Counterfeiting/Forgery | 0 | 0 | 0 | 0 |
| Destruction/Damage/Vandalism | 1 | 0 | 0 | 0 |
| Embezzlement | 0 | 0 | 0 | 0 |
| Extortion/Blackmail | 0 | 0 | 0 | 0 |
| False Pretenses | 0 | 0 | 0 | 0 |
| Credit Card/ATM Fraud | 0 | 0 | 0 | 0 |
| Impersonation | 0 | 0 | 0 | 0 |
| Welfare Fraud | 0 | 0 | 0 | 0 |
| Wire Fraud | 0 | 0 | 0 | 0 |
| Identity Theft | 0 | 0 | 0 | 0 |
| Hacking/Computer Invasion | 0 | 0 | 0 | 0 |
| Motor Vehicle Theft | 1 | 1 | 1 | 0 |
| Robbery | 0 | 0 | 0 | 0 |
| Stolen Property Offenses | 0 | 0 | 0 | 0 |
| Pocket-picking | 0 | 0 | 0 | 0 |
| Purse-snatching | 0 | 0 | 0 | 0 |
| Shoplifting | 0 | 0 | 0 | 0 |
| Theft From Building | 0 | 0 | 0 | 0 |
| Theft From Coin Machine | 0 | 0 | 0 | 0 |
| Theft From Motor Vehicle | 0 | 0 | 0 | 0 |
| Theft of Motor Vehicle Parts | 0 | 0 | 0 | 0 |
| All Other Larceny | 6 | 0 | 0 | 0 |
| Crimes Against Society | | | | |
| Animal Cruelty | 0 | 0 | 0 | 0 |
| Drug/Narcotic Violations | 1 | 1 | 2 | 0 |
| Drug Equipment Violations | 0 | 0 | 0 | 0 |
| Betting/Wagering | 0 | 0 | 0 | 0 |
| Operating/Promoting Gambling | 0 | 0 | 0 | 0 |
| Gambling Equipment Violations | 0 | 0 | 0 | 0 |
| Sports Tampering | 0 | 0 | 0 | 0 |
| Pornography/Obscene Material | 0 | 0 | 0 | 0 |
| Prostitution | 0 | 0 | 0 | 0 |
| Prostitution Assisting/Promoting | 0 | 0 | 0 | 0 |
| Purchasing Prostitution | 0 | 0 | 0 | 0 |
| Weapon Law Violations | 0 | 0 | 0 | 0 |
| Total Group A Offenses | 21 | 7 | 9 | 0 |

| Domestic Incident Victims | | |
|----------------------------------|----------|----------|
| Offense | Reported | Cleared |
| Murder | 0 | 0 |
| Aggravated Assault | 0 | 0 |
| Simple Assault | 3 | 3 |
| Intimidation | 1 | 1 |
| Stalking | 0 | 0 |
| Rape | 0 | 0 |
| Sodomy | 0 | 0 |
| Sexual Assault W/Object | 0 | 0 |
| Fondling | 0 | 0 |
| Incest | 0 | 0 |
| Statutory Rape | 0 | 0 |
| Kidnapping/Abduction | 1 | 0 |
| Total | 5 | 4 |

| Group B Arrests | | |
|---------------------------|-----------|----------|
| Offense | Adult | Juvenile |
| Bad Checks | 0 | 0 |
| Curfew/Loitering/Vagrancy | 0 | 0 |
| Disorderly Conduct | 1 | 0 |
| DUI | 9 | 0 |
| Family-Non Violent | 0 | 0 |
| Liquor Law Violations | 2 | 0 |
| Peeping Tom | 0 | 0 |
| Trespass | 0 | 0 |
| All Other Offenses | 3 | 0 |
| Total Group B | 15 | 0 |

Hettinger County Sheriff's Office – 2016

2016 Population Estimate 2,689

Offense Overview

| | |
|---------------------------------------|---------|
| Offense Total | 82 |
| Number Cleared | 19 |
| Percent Cleared | 23.17 % |
| Group A Crimes per 100,000 population | 3,049.5 |

Arrest Overview

| | |
|----------------------------------|-------|
| Total Arrests | 25 |
| Adult Arrests | 20 |
| Juvenile Arrests | 5 |
| Unknown Age | 0 |
| Arrests per 100,000 population | 929.7 |
| Average number offenses/incident | 1.17 |

| Domestic Incident Victims | | |
|---------------------------|-----------|----------|
| Offense | Reported | Cleared |
| Murder | 0 | 0 |
| Aggravated Assault | 1 | 1 |
| Simple Assault | 8 | 5 |
| Intimidation | 0 | 0 |
| Stalking | 2 | 0 |
| Rape | 0 | 0 |
| Sodomy | 0 | 0 |
| Sexual Assault W/Object | 0 | 0 |
| Fondling | 0 | 0 |
| Incest | 0 | 0 |
| Statutory Rape | 0 | 0 |
| Kidnapping/Abduction | 0 | 0 |
| Total | 11 | 6 |

| Group B Arrests | | |
|---------------------------|-----------|----------|
| Offense | Adult | Juvenile |
| Bad Checks | 0 | 0 |
| Curfew/Loitering/Vagrancy | 0 | 0 |
| Disorderly Conduct | 1 | 0 |
| DUI | 7 | 0 |
| Family-Non Violent | 0 | 0 |
| Liquor Law Violations | 2 | 0 |
| Peeping Tom | 0 | 0 |
| Trespass | 0 | 0 |
| All Other Offenses | 4 | 2 |
| Total Group B | 14 | 2 |

| | Offenses | | Arrests | |
|----------------------------------|-----------|-----------|----------|----------|
| | Reported | Cleared | Adult | Juvenile |
| Group A Offenses | | | | |
| Crimes Against Persons | | | | |
| Murder | 0 | 0 | 0 | 0 |
| Negligent Manslaughter | 0 | 0 | 0 | 0 |
| Kidnapping/Abduction | 0 | 0 | 0 | 0 |
| Rape | 0 | 0 | 0 | 0 |
| Sodomy | 0 | 0 | 0 | 0 |
| Sexual Assault W/Object | 0 | 0 | 0 | 0 |
| Fondling | 1 | 0 | 0 | 0 |
| Incest | 0 | 0 | 0 | 0 |
| Statutory Rape | 0 | 0 | 0 | 0 |
| Aggravated Assault | 2 | 2 | 1 | 0 |
| Simple Assault | 8 | 5 | 3 | 0 |
| Intimidation | 3 | 1 | 1 | 0 |
| Stalking | 3 | 0 | 0 | 0 |
| Commercial Sex Acts | 0 | 0 | 0 | 0 |
| Involuntary Servitude | 0 | 0 | 0 | 0 |
| Crimes Against Property | | | | |
| Arson | 1 | 0 | 0 | 0 |
| Bribery | 0 | 0 | 0 | 0 |
| Burglary | 4 | 0 | 0 | 0 |
| Counterfeiting/Forgery | 0 | 0 | 0 | 0 |
| Destruction/Damage/Vandalism | 22 | 3 | 0 | 0 |
| Embezzlement | 0 | 0 | 0 | 0 |
| Extortion/Blackmail | 0 | 0 | 0 | 0 |
| False Pretenses | 0 | 0 | 0 | 0 |
| Credit Card/ATM Fraud | 2 | 0 | 0 | 0 |
| Impersonation | 0 | 0 | 0 | 0 |
| Welfare Fraud | 0 | 0 | 0 | 0 |
| Wire Fraud | 1 | 0 | 0 | 0 |
| Identity Theft | 0 | 0 | 0 | 0 |
| Hacking/Computer Invasion | 0 | 0 | 0 | 0 |
| Motor Vehicle Theft | 3 | 0 | 0 | 0 |
| Robbery | 0 | 0 | 0 | 0 |
| Stolen Property Offenses | 0 | 0 | 0 | 0 |
| Pocket-picking | 0 | 0 | 0 | 0 |
| Purse-snatching | 0 | 0 | 0 | 0 |
| Shoplifting | 1 | 0 | 0 | 0 |
| Theft From Building | 3 | 0 | 0 | 0 |
| Theft From Coin Machine | 0 | 0 | 0 | 0 |
| Theft From Motor Vehicle | 0 | 0 | 0 | 0 |
| Theft of Motor Vehicle Parts | 0 | 0 | 0 | 0 |
| All Other Larceny | 12 | 0 | 0 | 0 |
| Crimes Against Society | | | | |
| Animal Cruelty | 0 | 0 | 0 | 0 |
| Drug/Narcotic Violations | 6 | 3 | 1 | 1 |
| Drug Equipment Violations | 6 | 3 | 0 | 1 |
| Betting/Wagering | 0 | 0 | 0 | 0 |
| Operating/Promoting Gambling | 0 | 0 | 0 | 0 |
| Gambling Equipment Violations | 0 | 0 | 0 | 0 |
| Sports Tampering | 0 | 0 | 0 | 0 |
| Pornography/Obscene Material | 0 | 0 | 0 | 0 |
| Prostitution | 0 | 0 | 0 | 0 |
| Prostitution Assisting/Promoting | 0 | 0 | 0 | 0 |
| Purchasing Prostitution | 0 | 0 | 0 | 0 |
| Weapon Law Violations | 4 | 2 | 0 | 1 |
| Total Group A Offenses | 82 | 19 | 6 | 3 |

Kidder County Sheriff's Office – 2016

2016 Population Estimate 1,650

Offense Overview

Offense Total 31
 Number Cleared 4
 Percent Cleared 12.90 %
 Group A Crimes per 100,000 population 1,878.8

Arrest Overview

Total Arrests 3
 Adult Arrests 3
 Juvenile Arrests 0
 Unknown Age 0
 Arrests per 100,000 population 181.8
 Average number offenses/incident 1.24

| | Offenses | | Arrests | |
|----------------------------------|-----------|----------|----------|----------|
| | Reported | Cleared | Adult | Juvenile |
| Group A Offenses | | | | |
| Crimes Against Persons | | | | |
| Murder | 0 | 0 | 0 | 0 |
| Negligent Manslaughter | 0 | 0 | 0 | 0 |
| Kidnapping/Abduction | 0 | 0 | 0 | 0 |
| Rape | 0 | 0 | 0 | 0 |
| Sodomy | 0 | 0 | 0 | 0 |
| Sexual Assault W/Object | 0 | 0 | 0 | 0 |
| Fondling | 0 | 0 | 0 | 0 |
| Incest | 0 | 0 | 0 | 0 |
| Statutory Rape | 0 | 0 | 0 | 0 |
| Aggravated Assault | 0 | 0 | 0 | 0 |
| Simple Assault | 3 | 1 | 1 | 0 |
| Intimidation | 4 | 3 | 1 | 0 |
| Stalking | 0 | 0 | 0 | 0 |
| Commercial Sex Acts | 0 | 0 | 0 | 0 |
| Involuntary Servitude | 0 | 0 | 0 | 0 |
| Crimes Against Property | | | | |
| Arson | 0 | 0 | 0 | 0 |
| Bribery | 0 | 0 | 0 | 0 |
| Burglary | 2 | 0 | 0 | 0 |
| Counterfeiting/Forgery | 0 | 0 | 0 | 0 |
| Destruction/Damage/Vandalism | 6 | 0 | 0 | 0 |
| Embezzlement | 0 | 0 | 0 | 0 |
| Extortion/Blackmail | 0 | 0 | 0 | 0 |
| False Pretenses | 0 | 0 | 0 | 0 |
| Credit Card/ATM Fraud | 0 | 0 | 0 | 0 |
| Impersonation | 0 | 0 | 0 | 0 |
| Welfare Fraud | 0 | 0 | 0 | 0 |
| Wire Fraud | 0 | 0 | 0 | 0 |
| Identity Theft | 0 | 0 | 0 | 0 |
| Hacking/Computer Invasion | 0 | 0 | 0 | 0 |
| Motor Vehicle Theft | 7 | 0 | 0 | 0 |
| Robbery | 0 | 0 | 0 | 0 |
| Stolen Property Offenses | 0 | 0 | 0 | 0 |
| Pocket-picking | 0 | 0 | 0 | 0 |
| Purse-snatching | 0 | 0 | 0 | 0 |
| Shoplifting | 0 | 0 | 0 | 0 |
| Theft From Building | 0 | 0 | 0 | 0 |
| Theft From Coin Machine | 0 | 0 | 0 | 0 |
| Theft From Motor Vehicle | 1 | 0 | 0 | 0 |
| Theft of Motor Vehicle Parts | 0 | 0 | 0 | 0 |
| All Other Larceny | 5 | 0 | 0 | 0 |
| Crimes Against Society | | | | |
| Animal Cruelty | 0 | 0 | 0 | 0 |
| Drug/Narcotic Violations | 1 | 0 | 0 | 0 |
| Drug Equipment Violations | 2 | 0 | 0 | 0 |
| Betting/Wagering | 0 | 0 | 0 | 0 |
| Operating/Promoting Gambling | 0 | 0 | 0 | 0 |
| Gambling Equipment Violations | 0 | 0 | 0 | 0 |
| Sports Tampering | 0 | 0 | 0 | 0 |
| Pornography/Obscene Material | 0 | 0 | 0 | 0 |
| Prostitution | 0 | 0 | 0 | 0 |
| Prostitution Assisting/Promoting | 0 | 0 | 0 | 0 |
| Purchasing Prostitution | 0 | 0 | 0 | 0 |
| Weapon Law Violations | 0 | 0 | 0 | 0 |
| Total Group A Offenses | 31 | 4 | 2 | 0 |

| Domestic Incident Victims | | |
|----------------------------------|----------|----------|
| Offense | Reported | Cleared |
| Murder | 0 | 0 |
| Aggravated Assault | 0 | 0 |
| Simple Assault | 1 | 1 |
| Intimidation | 0 | 0 |
| Stalking | 0 | 0 |
| Rape | 0 | 0 |
| Sodomy | 0 | 0 |
| Sexual Assault W/Object | 0 | 0 |
| Fondling | 0 | 0 |
| Incest | 0 | 0 |
| Statutory Rape | 0 | 0 |
| Kidnapping/Abduction | 0 | 0 |
| Total | 1 | 1 |

| Group B Arrests | | |
|---------------------------|----------|----------|
| Offense | Adult | Juvenile |
| Bad Checks | 0 | 0 |
| Curfew/Loitering/Vagrancy | 0 | 0 |
| Disorderly Conduct | 0 | 0 |
| DUI | 0 | 0 |
| Family-Non Violent | 0 | 0 |
| Liquor Law Violations | 0 | 0 |
| Peeping Tom | 0 | 0 |
| Trespass | 0 | 0 |
| All Other Offenses | 1 | 0 |
| Total Group B | 1 | 0 |

LaMoure County Sheriff's Office – 2016

2016 Population Estimate 2,767

Offense Overview

| | |
|---------------------------------------|---------|
| Offense Total | 27 |
| Number Cleared | 16 |
| Percent Cleared | 59.26 % |
| Group A Crimes per 100,000 population | 975.8 |

Arrest Overview

| | |
|----------------------------------|---------|
| Total Arrests | 29 |
| Adult Arrests | 28 |
| Juvenile Arrests | 1 |
| Unknown Age | 0 |
| Arrests per 100,000 population | 1,048.1 |
| Average number offenses/incident | 1.23 |

| Domestic Incident Victims | | |
|---------------------------|-----------|----------|
| Offense | Reported | Cleared |
| Murder | 0 | 0 |
| Aggravated Assault | 0 | 0 |
| Simple Assault | 6 | 4 |
| Intimidation | 3 | 2 |
| Stalking | 0 | 0 |
| Rape | 0 | 0 |
| Sodomy | 0 | 0 |
| Sexual Assault W/Object | 0 | 0 |
| Fondling | 0 | 0 |
| Incest | 0 | 0 |
| Statutory Rape | 1 | 1 |
| Kidnapping/Abduction | 0 | 0 |
| Total | 10 | 7 |

| Group B Arrests | | |
|---------------------------|-----------|----------|
| Offense | Adult | Juvenile |
| Bad Checks | 0 | 0 |
| Curfew/Loitering/Vagrancy | 0 | 0 |
| Disorderly Conduct | 0 | 0 |
| DUI | 6 | 0 |
| Family-Non Violent | 0 | 0 |
| Liquor Law Violations | 6 | 1 |
| Peeping Tom | 0 | 0 |
| Trespass | 0 | 0 |
| All Other Offenses | 2 | 0 |
| Total Group B | 14 | 1 |

| | Offenses | | Arrests | |
|----------------------------------|-----------|-----------|-----------|----------|
| | Reported | Cleared | Adult | Juvenile |
| Group A Offenses | | | | |
| Crimes Against Persons | | | | |
| Murder | 0 | 0 | 0 | 0 |
| Negligent Manslaughter | 0 | 0 | 0 | 0 |
| Kidnapping/Abduction | 0 | 0 | 0 | 0 |
| Rape | 0 | 0 | 0 | 0 |
| Sodomy | 0 | 0 | 0 | 0 |
| Sexual Assault W/Object | 0 | 0 | 0 | 0 |
| Fondling | 1 | 1 | 1 | 0 |
| Incest | 0 | 0 | 0 | 0 |
| Statutory Rape | 1 | 1 | 1 | 0 |
| Aggravated Assault | 1 | 1 | 1 | 0 |
| Simple Assault | 11 | 7 | 5 | 0 |
| Intimidation | 5 | 3 | 3 | 0 |
| Stalking | 0 | 0 | 0 | 0 |
| Commercial Sex Acts | 0 | 0 | 0 | 0 |
| Involuntary Servitude | 0 | 0 | 0 | 0 |
| Crimes Against Property | | | | |
| Arson | 0 | 0 | 0 | 0 |
| Bribery | 0 | 0 | 0 | 0 |
| Burglary | 0 | 0 | 0 | 0 |
| Counterfeiting/Forgery | 0 | 0 | 0 | 0 |
| Destruction/Damage/Vandalism | 2 | 0 | 0 | 0 |
| Embezzlement | 0 | 0 | 0 | 0 |
| Extortion/Blackmail | 0 | 0 | 0 | 0 |
| False Pretenses | 0 | 0 | 0 | 0 |
| Credit Card/ATM Fraud | 0 | 0 | 0 | 0 |
| Impersonation | 0 | 0 | 0 | 0 |
| Welfare Fraud | 0 | 0 | 0 | 0 |
| Wire Fraud | 0 | 0 | 0 | 0 |
| Identity Theft | 0 | 0 | 0 | 0 |
| Hacking/Computer Invasion | 0 | 0 | 0 | 0 |
| Motor Vehicle Theft | 1 | 0 | 0 | 0 |
| Robbery | 0 | 0 | 0 | 0 |
| Stolen Property Offenses | 0 | 0 | 0 | 0 |
| Pocket-picking | 0 | 0 | 0 | 0 |
| Purse-snatching | 0 | 0 | 0 | 0 |
| Shoplifting | 0 | 0 | 0 | 0 |
| Theft From Building | 0 | 0 | 0 | 0 |
| Theft From Coin Machine | 0 | 0 | 0 | 0 |
| Theft From Motor Vehicle | 0 | 0 | 0 | 0 |
| Theft of Motor Vehicle Parts | 0 | 0 | 0 | 0 |
| All Other Larceny | 0 | 0 | 0 | 0 |
| Crimes Against Society | | | | |
| Animal Cruelty | 0 | 0 | 0 | 0 |
| Drug/Narcotic Violations | 2 | 1 | 1 | 0 |
| Drug Equipment Violations | 2 | 1 | 1 | 0 |
| Betting/Wagering | 0 | 0 | 0 | 0 |
| Operating/Promoting Gambling | 0 | 0 | 0 | 0 |
| Gambling Equipment Violations | 0 | 0 | 0 | 0 |
| Sports Tampering | 0 | 0 | 0 | 0 |
| Pornography/Obscene Material | 0 | 0 | 0 | 0 |
| Prostitution | 0 | 0 | 0 | 0 |
| Prostitution Assisting/Promoting | 0 | 0 | 0 | 0 |
| Purchasing Prostitution | 0 | 0 | 0 | 0 |
| Weapon Law Violations | 1 | 1 | 1 | 0 |
| Total Group A Offenses | 27 | 16 | 14 | 0 |

Logan County Sheriff's Office – 2016

2016 Population Estimate 1,093

Offense Overview

Offense Total 11
 Number Cleared 9
 Percent Cleared 81.82 %
 Group A Crimes per 100,000 population 1,006.4

Arrest Overview

Total Arrests 25
 Adult Arrests 23
 Juvenile Arrests 2
 Unknown Age 0
 Arrests per 100,000 population 3,2287.3
 Average number offenses/incident 1.00

| | Offenses | | Arrests | |
|----------------------------------|-----------|----------|----------|----------|
| | Reported | Cleared | Adult | Juvenile |
| Group A Offenses | | | | |
| Crimes Against Persons | | | | |
| Murder | 0 | 0 | 0 | 0 |
| Negligent Manslaughter | 0 | 0 | 0 | 0 |
| Kidnapping/Abduction | 0 | 0 | 0 | 0 |
| Rape | 0 | 0 | 0 | 0 |
| Sodomy | 0 | 0 | 0 | 0 |
| Sexual Assault W/Object | 0 | 0 | 0 | 0 |
| Fondling | 0 | 0 | 0 | 0 |
| Incest | 0 | 0 | 0 | 0 |
| Statutory Rape | 0 | 0 | 0 | 0 |
| Aggravated Assault | 0 | 0 | 0 | 0 |
| Simple Assault | 2 | 2 | 2 | 0 |
| Intimidation | 0 | 0 | 0 | 0 |
| Stalking | 0 | 0 | 0 | 0 |
| Commercial Sex Acts | 0 | 0 | 0 | 0 |
| Involuntary Servitude | 0 | 0 | 0 | 0 |
| Crimes Against Property | | | | |
| Arson | 0 | 0 | 0 | 0 |
| Bribery | 0 | 0 | 0 | 0 |
| Burglary | 2 | 1 | 1 | 0 |
| Counterfeiting/Forgery | 0 | 0 | 0 | 0 |
| Destruction/Damage/Vandalism | 0 | 0 | 0 | 0 |
| Embezzlement | 0 | 0 | 0 | 0 |
| Extortion/Blackmail | 0 | 0 | 0 | 0 |
| False Pretenses | 0 | 0 | 0 | 0 |
| Credit Card/ATM Fraud | 0 | 0 | 0 | 0 |
| Impersonation | 0 | 0 | 0 | 0 |
| Welfare Fraud | 0 | 0 | 0 | 0 |
| Wire Fraud | 0 | 0 | 0 | 0 |
| Identity Theft | 0 | 0 | 0 | 0 |
| Hacking/Computer Invasion | 0 | 0 | 0 | 0 |
| Motor Vehicle Theft | 0 | 0 | 0 | 0 |
| Robbery | 0 | 0 | 0 | 0 |
| Stolen Property Offenses | 0 | 0 | 0 | 0 |
| Pocket-picking | 0 | 0 | 0 | 0 |
| Purse-snatching | 0 | 0 | 0 | 0 |
| Shoplifting | 0 | 0 | 0 | 0 |
| Theft From Building | 0 | 0 | 0 | 0 |
| Theft From Coin Machine | 0 | 0 | 0 | 0 |
| Theft From Motor Vehicle | 0 | 0 | 0 | 0 |
| Theft of Motor Vehicle Parts | 0 | 0 | 0 | 0 |
| All Other Larceny | 4 | 3 | 3 | 0 |
| Crimes Against Society | | | | |
| Animal Cruelty | 0 | 0 | 0 | 0 |
| Drug/Narcotic Violations | 2 | 2 | 2 | 0 |
| Drug Equipment Violations | 1 | 1 | 1 | 0 |
| Betting/Wagering | 0 | 0 | 0 | 0 |
| Operating/Promoting Gambling | 0 | 0 | 0 | 0 |
| Gambling Equipment Violations | 0 | 0 | 0 | 0 |
| Sports Tampering | 0 | 0 | 0 | 0 |
| Pornography/Obscene Material | 0 | 0 | 0 | 0 |
| Prostitution | 0 | 0 | 0 | 0 |
| Prostitution Assisting/Promoting | 0 | 0 | 0 | 0 |
| Purchasing Prostitution | 0 | 0 | 0 | 0 |
| Weapon Law Violations | 0 | 0 | 0 | 0 |
| Total Group A Offenses | 11 | 9 | 9 | 0 |

| Domestic Incident Victims | | |
|----------------------------------|----------|----------|
| Offense | Reported | Cleared |
| Murder | 0 | 0 |
| Aggravated Assault | 0 | 0 |
| Simple Assault | 1 | 1 |
| Intimidation | 0 | 0 |
| Stalking | 0 | 0 |
| Rape | 0 | 0 |
| Sodomy | 0 | 0 |
| Sexual Assault W/Object | 0 | 0 |
| Fondling | 0 | 0 |
| Incest | 0 | 0 |
| Statutory Rape | 0 | 0 |
| Kidnapping/Abduction | 0 | 0 |
| Total | 1 | 1 |

| Group B Arrests | | |
|---------------------------|-----------|----------|
| Offense | Adult | Juvenile |
| Bad Checks | 0 | 0 |
| Curfew/Loitering/Vagrancy | 0 | 0 |
| Disorderly Conduct | 0 | 1 |
| DUI | 1 | 0 |
| Family-Non Violent | 0 | 0 |
| Liquor Law Violations | 0 | 0 |
| Peeping Tom | 0 | 0 |
| Trespass | 0 | 0 |
| All Other Offenses | 13 | 1 |
| Total Group B | 14 | 2 |

McHenry County Sheriff's Office – 2016

2016 Population Estimate 5,948

Offense Overview

Offense Total 113
 Number Cleared 29
 Percent Cleared 25.66 %
 Group A Crimes per 100,000 population 1,899.8

Arrest Overview

Total Arrests 59
 Adult Arrests 49
 Juvenile Arrests 10
 Unknown Age 0
 Arrests per 100,000 population 991.9
 Average number offenses/incident 1.23

Domestic Incident Victims

| Offense | Reported | Cleared |
|-------------------------|-----------|-----------|
| Murder | 0 | 0 |
| Aggravated Assault | 1 | 0 |
| Simple Assault | 10 | 7 |
| Intimidation | 3 | 3 |
| Stalking | 0 | 0 |
| Rape | 0 | 0 |
| Sodomy | 0 | 0 |
| Sexual Assault W/Object | 0 | 0 |
| Fondling | 2 | 0 |
| Incest | 0 | 0 |
| Statutory Rape | 0 | 0 |
| Kidnapping/Abduction | 0 | 0 |
| Total | 16 | 10 |

Group B Arrests

| Offense | Adult | Juvenile |
|---------------------------|-----------|----------|
| Bad Checks | 0 | 0 |
| Curfew/Loitering/Vagrancy | 0 | 0 |
| Disorderly Conduct | 10 | 0 |
| DUI | 7 | 0 |
| Family-Non Violent | 0 | 2 |
| Liquor Law Violations | 4 | 1 |
| Peeping Tom | 0 | 0 |
| Trespass | 2 | 0 |
| All Other Offenses | 10 | 1 |
| Total Group B | 33 | 4 |

| | Offenses | | Arrests | |
|----------------------------------|------------|-----------|-----------|----------|
| | Reported | Cleared | Adult | Juvenile |
| Group A Offenses | | | | |
| Crimes Against Persons | | | | |
| Murder | 0 | 0 | 0 | 0 |
| Negligent Manslaughter | 0 | 0 | 0 | 0 |
| Kidnapping/Abduction | 0 | 0 | 0 | 0 |
| Rape | 0 | 0 | 0 | 0 |
| Sodomy | 0 | 0 | 0 | 0 |
| Sexual Assault W/Object | 0 | 0 | 0 | 0 |
| Fondling | 3 | 0 | 0 | 0 |
| Incest | 0 | 0 | 0 | 0 |
| Statutory Rape | 0 | 0 | 0 | 0 |
| Aggravated Assault | 2 | 1 | 1 | 0 |
| Simple Assault | 11 | 7 | 6 | 1 |
| Intimidation | 8 | 5 | 3 | 0 |
| Stalking | 0 | 0 | 0 | 0 |
| Commercial Sex Acts | 0 | 0 | 0 | 0 |
| Involuntary Servitude | 0 | 0 | 0 | 0 |
| Crimes Against Property | | | | |
| Arson | 0 | 0 | 0 | 0 |
| Bribery | 0 | 0 | 0 | 0 |
| Burglary | 11 | 2 | 2 | 0 |
| Counterfeiting/Forgery | 1 | 0 | 0 | 0 |
| Destruction/Damage/Vandalism | 21 | 2 | 0 | 0 |
| Embezzlement | 0 | 0 | 0 | 0 |
| Extortion/Blackmail | 0 | 0 | 0 | 0 |
| False Pretenses | 0 | 0 | 0 | 0 |
| Credit Card/ATM Fraud | 4 | 0 | 0 | 0 |
| Impersonation | 0 | 0 | 0 | 0 |
| Welfare Fraud | 0 | 0 | 0 | 0 |
| Wire Fraud | 0 | 0 | 0 | 0 |
| Identity Theft | 0 | 0 | 0 | 0 |
| Hacking/Computer Invasion | 0 | 0 | 0 | 0 |
| Motor Vehicle Theft | 6 | 0 | 0 | 0 |
| Robbery | 0 | 0 | 0 | 0 |
| Stolen Property Offenses | 2 | 0 | 0 | 0 |
| Pocket-picking | 0 | 0 | 0 | 0 |
| Purse-snatching | 0 | 0 | 0 | 0 |
| Shoplifting | 0 | 0 | 0 | 0 |
| Theft From Building | 1 | 0 | 0 | 0 |
| Theft From Coin Machine | 0 | 0 | 0 | 0 |
| Theft From Motor Vehicle | 2 | 0 | 0 | 0 |
| Theft of Motor Vehicle Parts | 0 | 0 | 0 | 0 |
| All Other Larceny | 27 | 2 | 1 | 1 |
| Crimes Against Society | | | | |
| Animal Cruelty | 0 | 0 | 0 | 0 |
| Drug/Narcotic Violations | 7 | 5 | 3 | 3 |
| Drug Equipment Violations | 5 | 3 | 0 | 1 |
| Betting/Wagering | 0 | 0 | 0 | 0 |
| Operating/Promoting Gambling | 0 | 0 | 0 | 0 |
| Gambling Equipment Violations | 0 | 0 | 0 | 0 |
| Sports Tampering | 0 | 0 | 0 | 0 |
| Pornography/Obscene Material | 0 | 0 | 0 | 0 |
| Prostitution | 0 | 0 | 0 | 0 |
| Prostitution Assisting/Promoting | 0 | 0 | 0 | 0 |
| Purchasing Prostitution | 0 | 0 | 0 | 0 |
| Weapon Law Violations | 2 | 2 | 0 | 0 |
| Total Group A Offenses | 113 | 29 | 16 | 6 |

McIntosh County Sheriff's Office – 2016

2016 Population Estimate 1,702

Offense Overview

Offense Total 8
 Number Cleared 3
 Percent Cleared 37.50 %
 Group A Crimes per 100,000 population 470.0

Arrest Overview

Total Arrests 7
 Adult Arrests 7
 Juvenile Arrests 0
 Unknown Age 0
 Arrests per 100,000 population 411.3
 Average number offenses/incident 1.14

| | Offenses | | Arrests | |
|----------------------------------|----------|----------|----------|----------|
| | Reported | Cleared | Adult | Juvenile |
| Group A Offenses | | | | |
| Crimes Against Persons | | | | |
| Murder | 0 | 0 | 0 | 0 |
| Negligent Manslaughter | 0 | 0 | 0 | 0 |
| Kidnapping/Abduction | 0 | 0 | 0 | 0 |
| Rape | 0 | 0 | 0 | 0 |
| Sodomy | 0 | 0 | 0 | 0 |
| Sexual Assault W/Object | 0 | 0 | 0 | 0 |
| Fondling | 0 | 0 | 0 | 0 |
| Incest | 1 | 1 | 0 | 0 |
| Statutory Rape | 1 | 1 | 0 | 0 |
| Aggravated Assault | 0 | 0 | 0 | 0 |
| Simple Assault | 0 | 0 | 0 | 0 |
| Intimidation | 0 | 0 | 0 | 0 |
| Stalking | 0 | 0 | 0 | 0 |
| Commercial Sex Acts | 0 | 0 | 0 | 0 |
| Involuntary Servitude | 0 | 0 | 0 | 0 |
| Crimes Against Property | | | | |
| Arson | 0 | 0 | 0 | 0 |
| Bribery | 0 | 0 | 0 | 0 |
| Burglary | 2 | 0 | 0 | 0 |
| Counterfeiting/Forgery | 0 | 0 | 0 | 0 |
| Destruction/Damage/Vandalism | 1 | 0 | 0 | 0 |
| Embezzlement | 0 | 0 | 0 | 0 |
| Extortion/Blackmail | 0 | 0 | 0 | 0 |
| False Pretenses | 0 | 0 | 0 | 0 |
| Credit Card/ATM Fraud | 0 | 0 | 0 | 0 |
| Impersonation | 0 | 0 | 0 | 0 |
| Welfare Fraud | 0 | 0 | 0 | 0 |
| Wire Fraud | 0 | 0 | 0 | 0 |
| Identity Theft | 0 | 0 | 0 | 0 |
| Hacking/Computer Invasion | 0 | 0 | 0 | 0 |
| Motor Vehicle Theft | 0 | 0 | 0 | 0 |
| Robbery | 0 | 0 | 0 | 0 |
| Stolen Property Offenses | 0 | 0 | 0 | 0 |
| Pocket-picking | 0 | 0 | 0 | 0 |
| Purse-snatching | 0 | 0 | 0 | 0 |
| Shoplifting | 0 | 0 | 0 | 0 |
| Theft From Building | 0 | 0 | 0 | 0 |
| Theft From Coin Machine | 0 | 0 | 0 | 0 |
| Theft From Motor Vehicle | 0 | 0 | 0 | 0 |
| Theft of Motor Vehicle Parts | 0 | 0 | 0 | 0 |
| All Other Larceny | 1 | 0 | 0 | 0 |
| Crimes Against Society | | | | |
| Animal Cruelty | 0 | 0 | 0 | 0 |
| Drug/Narcotic Violations | 1 | 0 | 0 | 0 |
| Drug Equipment Violations | 1 | 1 | 1 | 0 |
| Betting/Wagering | 0 | 0 | 0 | 0 |
| Operating/Promoting Gambling | 0 | 0 | 0 | 0 |
| Gambling Equipment Violations | 0 | 0 | 0 | 0 |
| Sports Tampering | 0 | 0 | 0 | 0 |
| Pornography/Obscene Material | 0 | 0 | 0 | 0 |
| Prostitution | 0 | 0 | 0 | 0 |
| Prostitution Assisting/Promoting | 0 | 0 | 0 | 0 |
| Purchasing Prostitution | 0 | 0 | 0 | 0 |
| Weapon Law Violations | 0 | 0 | 0 | 0 |
| Total Group A Offenses | 8 | 3 | 1 | 0 |

| Domestic Incident Victims | | |
|----------------------------------|----------|----------|
| Offense | Reported | Cleared |
| Murder | 0 | 0 |
| Aggravated Assault | 0 | 0 |
| Simple Assault | 0 | 0 |
| Intimidation | 0 | 0 |
| Stalking | 0 | 0 |
| Rape | 0 | 0 |
| Sodomy | 0 | 0 |
| Sexual Assault W/Object | 0 | 0 |
| Fondling | 0 | 0 |
| Incest | 0 | 0 |
| Statutory Rape | 0 | 0 |
| Kidnapping/Abduction | 0 | 0 |
| Total | 0 | 0 |

| Group B Arrests | | |
|---------------------------|----------|----------|
| Offense | Adult | Juvenile |
| Bad Checks | 0 | 0 |
| Curfew/Loitering/Vagrancy | 0 | 0 |
| Disorderly Conduct | 0 | 0 |
| DUI | 5 | 0 |
| Family-Non Violent | 0 | 0 |
| Liquor Law Violations | 0 | 0 |
| Peeping Tom | 0 | 0 |
| Trespass | 0 | 0 |
| All Other Offenses | 1 | 0 |
| Total Group B | 6 | 0 |

McKenzie County Sheriff's Office – 2016

2016 Population Estimate 5,453

Offense Overview

Offense Total 665
 Number Cleared 313
 Percent Cleared 47.07 %
 Group A Crimes per 100,000 population 12,195.1

Arrest Overview

Total Arrests 387
 Adult Arrests 375
 Juvenile Arrests 12
 Unknown Age 0
 Arrests per 100,000 population 7,097.0
 Average number offenses/incident 1.34

| | Offenses | | Arrests | |
|----------------------------------|------------|------------|------------|----------|
| | Reported | Cleared | Adult | Juvenile |
| Group A Offenses | | | | |
| Crimes Against Persons | | | | |
| Murder | 0 | 0 | 0 | 0 |
| Negligent Manslaughter | 0 | 0 | 0 | 0 |
| Kidnapping/Abduction | 0 | 0 | 0 | 0 |
| Rape | 3 | 1 | 1 | 0 |
| Sodomy | 2 | 1 | 1 | 0 |
| Sexual Assault W/Object | 0 | 0 | 0 | 0 |
| Fondling | 6 | 0 | 0 | 0 |
| Incest | 0 | 0 | 0 | 0 |
| Statutory Rape | 2 | 0 | 0 | 0 |
| Aggravated Assault | 20 | 13 | 11 | 0 |
| Simple Assault | 51 | 31 | 23 | 1 |
| Intimidation | 53 | 37 | 19 | 0 |
| Stalking | 7 | 0 | 0 | 0 |
| Commercial Sex Acts | 1 | 0 | 0 | 0 |
| Involuntary Servitude | 0 | 0 | 0 | 0 |
| Crimes Against Property | | | | |
| Arson | 0 | 0 | 0 | 0 |
| Bribery | 0 | 0 | 0 | 0 |
| Burglary | 40 | 3 | 1 | 0 |
| Counterfeiting/Forgery | 11 | 8 | 7 | 0 |
| Destruction/Damage/Vandalism | 51 | 1 | 1 | 0 |
| Embezzlement | 1 | 0 | 0 | 0 |
| Extortion/Blackmail | 0 | 0 | 0 | 0 |
| False Pretenses | 8 | 1 | 0 | 0 |
| Credit Card/ATM Fraud | 2 | 0 | 0 | 0 |
| Impersonation | 0 | 0 | 0 | 0 |
| Welfare Fraud | 1 | 0 | 0 | 0 |
| Wire Fraud | 3 | 0 | 0 | 0 |
| Identity Theft | 0 | 0 | 0 | 0 |
| Hacking/Computer Invasion | 0 | 0 | 0 | 0 |
| Motor Vehicle Theft | 43 | 10 | 3 | 1 |
| Robbery | 0 | 0 | 0 | 0 |
| Stolen Property Offenses | 10 | 7 | 5 | 0 |
| Pocket-picking | 0 | 0 | 0 | 0 |
| Purse-snatching | 0 | 0 | 0 | 0 |
| Shoplifting | 0 | 0 | 0 | 0 |
| Theft From Building | 4 | 0 | 0 | 0 |
| Theft From Coin Machine | 0 | 0 | 0 | 0 |
| Theft From Motor Vehicle | 13 | 0 | 0 | 0 |
| Theft of Motor Vehicle Parts | 4 | 0 | 0 | 0 |
| All Other Larceny | 116 | 4 | 2 | 0 |
| Crimes Against Society | | | | |
| Animal Cruelty | 0 | 0 | 0 | 0 |
| Drug/Narcotic Violations | 94 | 88 | 82 | 1 |
| Drug Equipment Violations | 103 | 94 | 35 | 1 |
| Betting/Wagering | 0 | 0 | 0 | 0 |
| Operating/Promoting Gambling | 0 | 0 | 0 | 0 |
| Gambling Equipment Violations | 0 | 0 | 0 | 0 |
| Sports Tampering | 0 | 0 | 0 | 0 |
| Pornography/Obscene Material | 0 | 0 | 0 | 0 |
| Prostitution | 0 | 0 | 0 | 0 |
| Prostitution Assisting/Promoting | 0 | 0 | 0 | 0 |
| Purchasing Prostitution | 0 | 0 | 0 | 0 |
| Weapon Law Violations | 16 | 14 | 6 | 0 |
| Total Group A Offenses | 665 | 313 | 197 | 4 |

| Domestic Incident Victims | | |
|----------------------------------|-----------|-----------|
| Offense | Reported | Cleared |
| Murder | 0 | 0 |
| Aggravated Assault | 12 | 10 |
| Simple Assault | 33 | 24 |
| Intimidation | 15 | 11 |
| Stalking | 5 | 0 |
| Rape | 2 | 1 |
| Sodomy | 0 | 0 |
| Sexual Assault W/Object | 0 | 0 |
| Fondling | 3 | 0 |
| Incest | 0 | 0 |
| Statutory Rape | 0 | 0 |
| Kidnapping/Abduction | 0 | 0 |
| Total | 70 | 46 |

| Group B Arrests | | |
|---------------------------|------------|----------|
| Offense | Adult | Juvenile |
| Bad Checks | 0 | 0 |
| Curfew/Loitering/Vagrancy | 0 | 0 |
| Disorderly Conduct | 12 | 0 |
| DUI | 116 | 1 |
| Family-Non Violent | 0 | 0 |
| Liquor Law Violations | 16 | 5 |
| Peeping Tom | 0 | 0 |
| Trespass | 1 | 0 |
| All Other Offenses | 33 | 2 |
| Total Group B | 178 | 8 |

McLean County Sheriff's Office – 2016

2016 Population Estimate 9,671

| Offense Overview | |
|---------------------------------------|---------|
| Offense Total | 488 |
| Number Cleared | 252 |
| Percent Cleared | 51.64 % |
| Group A Crimes per 100,000 population | 5,046.0 |

| Arrest Overview | |
|----------------------------------|---------|
| Total Arrests | 370 |
| Adult Arrests | 329 |
| Juvenile Arrests | 41 |
| Unknown Age | 0 |
| Arrests per 100,000 population | 3,825.9 |
| Average number offenses/incident | 1.25 |

| | Offenses | | Arrests | |
|----------------------------------|------------|------------|------------|-----------|
| | Reported | Cleared | Adult | Juvenile |
| Group A Offenses | | | | |
| Crimes Against Persons | | | | |
| Murder | 0 | 0 | 0 | 0 |
| Negligent Manslaughter | 0 | 0 | 0 | 0 |
| Kidnapping/Abduction | 1 | 0 | 0 | 0 |
| Rape | 1 | 0 | 0 | 0 |
| Sodomy | 0 | 0 | 0 | 0 |
| Sexual Assault W/Object | 2 | 0 | 0 | 0 |
| Fondling | 10 | 3 | 2 | 0 |
| Incest | 0 | 0 | 0 | 0 |
| Statutory Rape | 0 | 0 | 0 | 0 |
| Aggravated Assault | 9 | 6 | 4 | 3 |
| Simple Assault | 34 | 18 | 13 | 2 |
| Intimidation | 9 | 5 | 2 | 0 |
| Stalking | 13 | 0 | 0 | 0 |
| Commercial Sex Acts | 0 | 0 | 0 | 0 |
| Involuntary Servitude | 0 | 0 | 0 | 0 |
| Crimes Against Property | | | | |
| Arson | 1 | 0 | 0 | 0 |
| Bribery | 0 | 0 | 0 | 0 |
| Burglary | 24 | 2 | 3 | 0 |
| Counterfeiting/Forgery | 5 | 0 | 0 | 0 |
| Destruction/Damage/Vandalism | 39 | 7 | 4 | 0 |
| Embezzlement | 0 | 0 | 0 | 0 |
| Extortion/Blackmail | 1 | 0 | 0 | 0 |
| False Pretenses | 5 | 3 | 4 | 0 |
| Credit Card/ATM Fraud | 6 | 0 | 0 | 0 |
| Impersonation | 0 | 0 | 0 | 0 |
| Welfare Fraud | 0 | 0 | 0 | 0 |
| Wire Fraud | 5 | 0 | 1 | 0 |
| Identity Theft | 0 | 0 | 0 | 0 |
| Hacking/Computer Invasion | 0 | 0 | 0 | 0 |
| Motor Vehicle Theft | 20 | 4 | 1 | 1 |
| Robbery | 0 | 0 | 0 | 0 |
| Stolen Property Offenses | 9 | 5 | 3 | 0 |
| Pocket-picking | 0 | 0 | 0 | 0 |
| Purse-snatching | 0 | 0 | 0 | 0 |
| Shoplifting | 1 | 1 | 0 | 0 |
| Theft From Building | 20 | 0 | 0 | 0 |
| Theft From Coin Machine | 0 | 0 | 0 | 0 |
| Theft From Motor Vehicle | 9 | 0 | 0 | 0 |
| Theft of Motor Vehicle Parts | 3 | 0 | 0 | 0 |
| All Other Larceny | 59 | 12 | 9 | 0 |
| Crimes Against Society | | | | |
| Animal Cruelty | 0 | 0 | 0 | 0 |
| Drug/Narcotic Violations | 101 | 93 | 83 | 9 |
| Drug Equipment Violations | 94 | 86 | 39 | 4 |
| Betting/Wagering | 0 | 0 | 0 | 0 |
| Operating/Promoting Gambling | 0 | 0 | 0 | 0 |
| Gambling Equipment Violations | 0 | 0 | 0 | 0 |
| Sports Tampering | 0 | 0 | 0 | 0 |
| Pornography/Obscene Material | 0 | 0 | 0 | 0 |
| Prostitution | 0 | 0 | 0 | 0 |
| Prostitution Assisting/Promoting | 0 | 0 | 0 | 0 |
| Purchasing Prostitution | 0 | 0 | 0 | 0 |
| Weapon Law Violations | 7 | 7 | 6 | 0 |
| Total Group A Offenses | 488 | 252 | 174 | 19 |

| Domestic Incident Victims | | |
|---------------------------|-----------|-----------|
| Offense | Reported | Cleared |
| Murder | 0 | 0 |
| Aggravated Assault | 3 | 2 |
| Simple Assault | 18 | 12 |
| Intimidation | 3 | 2 |
| Stalking | 3 | 0 |
| Rape | 0 | 0 |
| Sodomy | 0 | 0 |
| Sexual Assault W/Object | 2 | 0 |
| Fondling | 3 | 1 |
| Incest | 0 | 0 |
| Statutory Rape | 0 | 0 |
| Kidnapping/Abduction | 0 | 0 |
| Total | 32 | 17 |

| Group B Arrests | | |
|---------------------------|------------|-----------|
| Offense | Adult | Juvenile |
| Bad Checks | 0 | 0 |
| Curfew/Loitering/Vagrancy | 0 | 0 |
| Disorderly Conduct | 10 | 3 |
| DUI | 70 | 0 |
| Family-Non Violent | 0 | 2 |
| Liquor Law Violations | 51 | 16 |
| Peeping Tom | 0 | 1 |
| Trespass | 1 | 0 |
| All Other Offenses | 23 | 0 |
| Total Group B | 155 | 22 |

Mercer County Sheriff's Office – 2016

2016 Population Estimate 2,779

Offense Overview

Offense Total 169
 Number Cleared 100
 Percent Cleared 59.17 %
 Group A Crimes per 100,000 population 6,081.3

Arrest Overview

Total Arrests 181
 Adult Arrests 173
 Juvenile Arrests 8
 Unknown Age 0
 Arrests per 100,000 population 6,513.1
 Average number offenses/incident 1.51

| Domestic Incident Victims | | |
|---------------------------|-----------|----------|
| Offense | Reported | Cleared |
| Murder | 0 | 0 |
| Aggravated Assault | 6 | 3 |
| Simple Assault | 7 | 5 |
| Intimidation | 0 | 0 |
| Stalking | 0 | 0 |
| Rape | 0 | 0 |
| Sodomy | 0 | 0 |
| Sexual Assault W/Object | 0 | 0 |
| Fondling | 0 | 0 |
| Incest | 0 | 0 |
| Statutory Rape | 0 | 0 |
| Kidnapping/Abduction | 0 | 0 |
| Total | 13 | 8 |

| Group B Arrests | | |
|---------------------------|------------|----------|
| Offense | Adult | Juvenile |
| Bad Checks | 21 | 0 |
| Curfew/Loitering/Vagrancy | 0 | 0 |
| Disorderly Conduct | 0 | 0 |
| DUI | 14 | 0 |
| Family-Non Violent | 0 | 2 |
| Liquor Law Violations | 76 | 2 |
| Peeping Tom | 0 | 0 |
| Trespass | 0 | 0 |
| All Other Offenses | 4 | 0 |
| Total Group B | 115 | 4 |

| | Offenses | | Arrests | |
|----------------------------------|------------|------------|-----------|----------|
| | Reported | Cleared | Adult | Juvenile |
| Group A Offenses | | | | |
| Crimes Against Persons | | | | |
| Murder | 0 | 0 | 0 | 0 |
| Negligent Manslaughter | 0 | 0 | 0 | 0 |
| Kidnapping/Abduction | 0 | 0 | 0 | 0 |
| Rape | 0 | 0 | 0 | 0 |
| Sodomy | 0 | 0 | 0 | 0 |
| Sexual Assault W/Object | 0 | 0 | 0 | 0 |
| Fondling | 1 | 0 | 0 | 0 |
| Incest | 0 | 0 | 0 | 0 |
| Statutory Rape | 0 | 0 | 0 | 0 |
| Aggravated Assault | 8 | 5 | 5 | 1 |
| Simple Assault | 18 | 9 | 8 | 0 |
| Intimidation | 8 | 3 | 1 | 0 |
| Stalking | 12 | 6 | 2 | 0 |
| Commercial Sex Acts | 0 | 0 | 0 | 0 |
| Involuntary Servitude | 0 | 0 | 0 | 0 |
| Crimes Against Property | | | | |
| Arson | 0 | 0 | 0 | 0 |
| Bribery | 0 | 0 | 0 | 0 |
| Burglary | 6 | 1 | 0 | 0 |
| Counterfeiting/Forgery | 2 | 0 | 0 | 0 |
| Destruction/Damage/Vandalism | 12 | 2 | 0 | 0 |
| Embezzlement | 0 | 0 | 0 | 0 |
| Extortion/Blackmail | 0 | 0 | 0 | 0 |
| False Pretenses | 0 | 0 | 0 | 0 |
| Credit Card/ATM Fraud | 4 | 0 | 0 | 0 |
| Impersonation | 0 | 0 | 0 | 0 |
| Welfare Fraud | 0 | 0 | 0 | 0 |
| Wire Fraud | 0 | 0 | 0 | 0 |
| Identity Theft | 0 | 0 | 0 | 0 |
| Hacking/Computer Invasion | 0 | 0 | 0 | 0 |
| Motor Vehicle Theft | 6 | 4 | 0 | 1 |
| Robbery | 1 | 1 | 1 | 0 |
| Stolen Property Offenses | 1 | 0 | 0 | 0 |
| Pocket-picking | 0 | 0 | 0 | 0 |
| Purse-snatching | 0 | 0 | 0 | 0 |
| Shoplifting | 0 | 0 | 0 | 0 |
| Theft From Building | 5 | 1 | 0 | 0 |
| Theft From Coin Machine | 0 | 0 | 0 | 0 |
| Theft From Motor Vehicle | 1 | 0 | 0 | 0 |
| Theft of Motor Vehicle Parts | 0 | 0 | 0 | 0 |
| All Other Larceny | 10 | 3 | 0 | 2 |
| Crimes Against Society | | | | |
| Animal Cruelty | 0 | 0 | 0 | 0 |
| Drug/Narcotic Violations | 34 | 30 | 26 | 0 |
| Drug Equipment Violations | 39 | 34 | 14 | 0 |
| Betting/Wagering | 0 | 0 | 0 | 0 |
| Operating/Promoting Gambling | 0 | 0 | 0 | 0 |
| Gambling Equipment Violations | 0 | 0 | 0 | 0 |
| Sports Tampering | 0 | 0 | 0 | 0 |
| Pornography/Obscene Material | 0 | 0 | 0 | 0 |
| Prostitution | 0 | 0 | 0 | 0 |
| Prostitution Assisting/Promoting | 0 | 0 | 0 | 0 |
| Purchasing Prostitution | 0 | 0 | 0 | 0 |
| Weapon Law Violations | 1 | 1 | 1 | 0 |
| Total Group A Offenses | 169 | 100 | 58 | 4 |

Morton County Sheriff's Office – 2016

2016 Population Estimate 8,159

Offense Overview

Offense Total 431
 Number Cleared 162
 Percent Cleared 37.59 %
 Group A Crimes per 100,000
 population 5,282.5

Arrest Overview

Total Arrests 750
 Adult Arrests 728
 Juvenile Arrests 22
 Unknown Age 0
 Arrests per 100,000 population 9,192.3
 Average number offenses/incident 1.21

| | Offenses | | Arrests | |
|----------------------------------|------------|------------|------------|-----------|
| | Reported | Cleared | Adult | Juvenile |
| Group A Offenses | | | | |
| Crimes Against Persons | | | | |
| Murder | 0 | 0 | 0 | 0 |
| Negligent Manslaughter | 0 | 0 | 0 | 0 |
| Kidnapping/Abduction | 3 | 0 | 0 | 0 |
| Rape | 4 | 1 | 0 | 0 |
| Sodomy | 0 | 0 | 0 | 0 |
| Sexual Assault W/Object | 0 | 0 | 0 | 0 |
| Fondling | 13 | 2 | 1 | 1 |
| Incest | 0 | 0 | 0 | 0 |
| Statutory Rape | 0 | 0 | 0 | 0 |
| Aggravated Assault | 5 | 1 | 1 | 0 |
| Simple Assault | 41 | 20 | 16 | 1 |
| Intimidation | 16 | 6 | 5 | 0 |
| Stalking | 25 | 0 | 0 | 0 |
| Commercial Sex Acts | 0 | 0 | 0 | 0 |
| Involuntary Servitude | 0 | 0 | 0 | 0 |
| Crimes Against Property | | | | |
| Arson | 4 | 3 | 138 | 3 |
| Bribery | 0 | 0 | 0 | 0 |
| Burglary | 26 | 3 | 2 | 0 |
| Counterfeiting/Forgery | 1 | 1 | 1 | 0 |
| Destruction/Damage/Vandalism | 68 | 6 | 0 | 0 |
| Embezzlement | 1 | 0 | 0 | 0 |
| Extortion/Blackmail | 0 | 0 | 0 | 0 |
| False Pretenses | 4 | 3 | 3 | 0 |
| Credit Card/ATM Fraud | 2 | 0 | 0 | 0 |
| Impersonation | 2 | 0 | 0 | 0 |
| Welfare Fraud | 0 | 0 | 0 | 0 |
| Wire Fraud | 5 | 0 | 0 | 0 |
| Identity Theft | 0 | 0 | 0 | 0 |
| Hacking/Computer Invasion | 0 | 0 | 0 | 0 |
| Motor Vehicle Theft | 15 | 2 | 1 | 0 |
| Robbery | 1 | 0 | 0 | 0 |
| Stolen Property Offenses | 9 | 5 | 3 | 2 |
| Pocket-picking | 0 | 0 | 0 | 0 |
| Purse-snatching | 0 | 0 | 0 | 0 |
| Shoplifting | 0 | 0 | 0 | 0 |
| Theft From Building | 8 | 0 | 0 | 0 |
| Theft From Coin Machine | 0 | 0 | 0 | 0 |
| Theft From Motor Vehicle | 10 | 0 | 0 | 0 |
| Theft of Motor Vehicle Parts | 2 | 0 | 0 | 0 |
| All Other Larceny | 56 | 4 | 0 | 2 |
| Crimes Against Society | | | | |
| Animal Cruelty | 0 | 0 | 0 | 0 |
| Drug/Narcotic Violations | 57 | 56 | 53 | 0 |
| Drug Equipment Violations | 39 | 36 | 12 | 3 |
| Betting/Wagering | 0 | 0 | 0 | 0 |
| Operating/Promoting Gambling | 0 | 0 | 0 | 0 |
| Gambling Equipment Violations | 0 | 0 | 0 | 0 |
| Sports Tampering | 0 | 0 | 0 | 0 |
| Pornography/Obscene Material | 0 | 0 | 0 | 0 |
| Prostitution | 0 | 0 | 0 | 0 |
| Prostitution Assisting/Promoting | 0 | 0 | 0 | 0 |
| Purchasing Prostitution | 0 | 0 | 0 | 0 |
| Weapon Law Violations | 14 | 13 | 6 | 1 |
| Total Group A Offenses | 431 | 162 | 242 | 13 |

| Domestic Incident Victims | | |
|----------------------------------|-----------|-----------|
| Offense | Reported | Cleared |
| Murder | 0 | 0 |
| Aggravated Assault | 3 | 1 |
| Simple Assault | 17 | 15 |
| Intimidation | 4 | 1 |
| Stalking | 2 | 0 |
| Rape | 2 | 1 |
| Sodomy | 0 | 0 |
| Sexual Assault W/Object | 0 | 0 |
| Fondling | 5 | 1 |
| Incest | 0 | 0 |
| Statutory Rape | 0 | 0 |
| Kidnapping/Abduction | 0 | 0 |
| Total | 33 | 19 |

| Group B Arrests | | |
|---------------------------|------------|----------|
| Offense | Adult | Juvenile |
| Bad Checks | 0 | 0 |
| Curfew/Loitering/Vagrancy | 0 | 0 |
| Disorderly Conduct | 77 | 1 |
| DUI | 56 | 0 |
| Family-Non Violent | 3 | 5 |
| Liquor Law Violations | 85 | 3 |
| Peeping Tom | 0 | 0 |
| Trespass | 211 | 0 |
| All Other Offenses | 54 | 0 |
| Total Group B | 486 | 9 |

Mountrail County Sheriff's Office – 2016

2016 Population Estimate **4,962**

Offense Overview

Offense Total **198**
 Number Cleared **52**
 Percent Cleared **26.26 %**
 Group A Crimes per 100,000 population **3,990.3**

Arrest Overview

Total Arrests **96**
 Adult Arrests **96**
 Juvenile Arrests **0**
 Unknown Age **0**
 Arrests per 100,000 population **1,934.7**
 Average number offenses/incident **1.22**

| | Offenses | | Arrests | |
|----------------------------------|------------|-----------|-----------|----------|
| | Reported | Cleared | Adult | Juvenile |
| Group A Offenses | | | | |
| Crimes Against Persons | | | | |
| Murder | 0 | 0 | 0 | 0 |
| Negligent Manslaughter | 0 | 0 | 0 | 0 |
| Kidnapping/Abduction | 1 | 1 | 0 | 0 |
| Rape | 1 | 1 | 1 | 0 |
| Sodomy | 0 | 0 | 0 | 0 |
| Sexual Assault W/Object | 0 | 0 | 0 | 0 |
| Fondling | 5 | 1 | 1 | 0 |
| Incest | 0 | 0 | 0 | 0 |
| Statutory Rape | 0 | 0 | 0 | 0 |
| Aggravated Assault | 5 | 3 | 2 | 0 |
| Simple Assault | 19 | 10 | 10 | 0 |
| Intimidation | 5 | 3 | 2 | 0 |
| Stalking | 0 | 0 | 0 | 0 |
| Commercial Sex Acts | 0 | 0 | 0 | 0 |
| Involuntary Servitude | 0 | 0 | 0 | 0 |
| Crimes Against Property | | | | |
| Arson | 2 | 0 | 0 | 0 |
| Bribery | 0 | 0 | 0 | 0 |
| Burglary | 5 | 0 | 0 | 0 |
| Counterfeiting/Forgery | 4 | 0 | 0 | 0 |
| Destruction/Damage/Vandalism | 29 | 4 | 3 | 0 |
| Embezzlement | 1 | 0 | 0 | 0 |
| Extortion/Blackmail | 0 | 0 | 0 | 0 |
| False Pretenses | 3 | 1 | 2 | 0 |
| Credit Card/ATM Fraud | 1 | 0 | 0 | 0 |
| Impersonation | 8 | 0 | 0 | 0 |
| Welfare Fraud | 0 | 0 | 0 | 0 |
| Wire Fraud | 0 | 0 | 0 | 0 |
| Identity Theft | 0 | 0 | 0 | 0 |
| Hacking/Computer Invasion | 0 | 0 | 0 | 0 |
| Motor Vehicle Theft | 14 | 2 | 1 | 0 |
| Robbery | 0 | 0 | 0 | 0 |
| Stolen Property Offenses | 4 | 1 | 0 | 0 |
| Pocket-picking | 0 | 0 | 0 | 0 |
| Purse-snatching | 0 | 0 | 0 | 0 |
| Shoplifting | 0 | 0 | 0 | 0 |
| Theft From Building | 1 | 0 | 0 | 0 |
| Theft From Coin Machine | 0 | 0 | 0 | 0 |
| Theft From Motor Vehicle | 1 | 0 | 0 | 0 |
| Theft of Motor Vehicle Parts | 2 | 0 | 0 | 0 |
| All Other Larceny | 58 | 1 | 1 | 0 |
| Crimes Against Society | | | | |
| Animal Cruelty | 0 | 0 | 0 | 0 |
| Drug/Narcotic Violations | 13 | 11 | 11 | 0 |
| Drug Equipment Violations | 8 | 6 | 2 | 0 |
| Betting/Wagering | 0 | 0 | 0 | 0 |
| Operating/Promoting Gambling | 0 | 0 | 0 | 0 |
| Gambling Equipment Violations | 0 | 0 | 0 | 0 |
| Sports Tampering | 0 | 0 | 0 | 0 |
| Pornography/Obscene Material | 0 | 0 | 0 | 0 |
| Prostitution | 0 | 0 | 0 | 0 |
| Prostitution Assisting/Promoting | 0 | 0 | 0 | 0 |
| Purchasing Prostitution | 0 | 0 | 0 | 0 |
| Weapon Law Violations | 8 | 7 | 6 | 0 |
| Total Group A Offenses | 198 | 52 | 42 | 0 |

| Domestic Incident Victims | | |
|----------------------------------|-----------|----------|
| Offense | Reported | Cleared |
| Murder | 0 | 0 |
| Aggravated Assault | 0 | 0 |
| Simple Assault | 9 | 5 |
| Intimidation | 1 | 1 |
| Stalking | 0 | 0 |
| Rape | 1 | 1 |
| Sodomy | 0 | 0 |
| Sexual Assault W/Object | 0 | 0 |
| Fondling | 0 | 0 |
| Incest | 0 | 0 |
| Statutory Rape | 0 | 0 |
| Kidnapping/Abduction | 0 | 0 |
| Total | 11 | 7 |

| Group B Arrests | | |
|---------------------------|-----------|----------|
| Offense | Adult | Juvenile |
| Bad Checks | 0 | 0 |
| Curfew/Loitering/Vagrancy | 0 | 0 |
| Disorderly Conduct | 5 | 0 |
| DUI | 33 | 0 |
| Family-Non Violent | 0 | 0 |
| Liquor Law Violations | 2 | 0 |
| Peeping Tom | 0 | 0 |
| Trespass | 3 | 0 |
| All Other Offenses | 11 | 0 |
| Total Group B | 54 | 0 |

Nelson County Sheriff's Office – 2016

2016 Population Estimate 2,871

Offense Overview

Offense Total 100
 Number Cleared 24
 Percent Cleared 24.00 %
 Group A Crimes per 100,000 population 3,483.1

Arrest Overview

Total Arrests 38
 Adult Arrests 32
 Juvenile Arrests 6
 Unknown Age 0
 Arrests per 100,000 population 1,323.6
 Average number offenses/incident 1.16

| | Offenses | | Arrests | |
|----------------------------------|------------|-----------|-----------|----------|
| | Reported | Cleared | Adult | Juvenile |
| Group A Offenses | | | | |
| Crimes Against Persons | | | | |
| Murder | 0 | 0 | 0 | 0 |
| Negligent Manslaughter | 0 | 0 | 0 | 0 |
| Kidnapping/Abduction | 0 | 0 | 0 | 0 |
| Rape | 1 | 0 | 0 | 0 |
| Sodomy | 0 | 0 | 0 | 0 |
| Sexual Assault W/Object | 0 | 0 | 0 | 0 |
| Fondling | 0 | 0 | 0 | 0 |
| Incest | 0 | 0 | 0 | 0 |
| Statutory Rape | 0 | 0 | 0 | 0 |
| Aggravated Assault | 2 | 2 | 1 | 0 |
| Simple Assault | 10 | 7 | 5 | 1 |
| Intimidation | 5 | 5 | 0 | 0 |
| Stalking | 3 | 0 | 0 | 0 |
| Commercial Sex Acts | 0 | 0 | 0 | 0 |
| Involuntary Servitude | 0 | 0 | 0 | 0 |
| Crimes Against Property | | | | |
| Arson | 0 | 0 | 0 | 0 |
| Bribery | 0 | 0 | 0 | 0 |
| Burglary | 7 | 0 | 0 | 0 |
| Counterfeiting/Forgery | 1 | 1 | 0 | 1 |
| Destruction/Damage/Vandalism | 14 | 0 | 0 | 0 |
| Embezzlement | 0 | 0 | 0 | 0 |
| Extortion/Blackmail | 0 | 0 | 0 | 0 |
| False Pretenses | 2 | 0 | 0 | 0 |
| Credit Card/ATM Fraud | 1 | 0 | 0 | 0 |
| Impersonation | 0 | 0 | 0 | 0 |
| Welfare Fraud | 0 | 0 | 0 | 0 |
| Wire Fraud | 1 | 0 | 0 | 0 |
| Identity Theft | 0 | 0 | 0 | 0 |
| Hacking/Computer Invasion | 0 | 0 | 0 | 0 |
| Motor Vehicle Theft | 4 | 2 | 1 | 0 |
| Robbery | 0 | 0 | 0 | 0 |
| Stolen Property Offenses | 2 | 0 | 0 | 0 |
| Pocket-picking | 0 | 0 | 0 | 0 |
| Purse-snatching | 0 | 0 | 0 | 0 |
| Shoplifting | 0 | 0 | 0 | 0 |
| Theft From Building | 3 | 0 | 0 | 0 |
| Theft From Coin Machine | 0 | 0 | 0 | 0 |
| Theft From Motor Vehicle | 17 | 0 | 0 | 0 |
| Theft of Motor Vehicle Parts | 0 | 0 | 0 | 0 |
| All Other Larceny | 18 | 1 | 0 | 1 |
| Crimes Against Society | | | | |
| Animal Cruelty | 0 | 0 | 0 | 0 |
| Drug/Narcotic Violations | 1 | 1 | 0 | 1 |
| Drug Equipment Violations | 4 | 2 | 2 | 0 |
| Betting/Wagering | 0 | 0 | 0 | 0 |
| Operating/Promoting Gambling | 0 | 0 | 0 | 0 |
| Gambling Equipment Violations | 0 | 0 | 0 | 0 |
| Sports Tampering | 0 | 0 | 0 | 0 |
| Pornography/Obscene Material | 0 | 0 | 0 | 0 |
| Prostitution | 0 | 0 | 0 | 0 |
| Prostitution Assisting/Promoting | 0 | 0 | 0 | 0 |
| Purchasing Prostitution | 0 | 0 | 0 | 0 |
| Weapon Law Violations | 4 | 3 | 2 | 0 |
| Total Group A Offenses | 100 | 24 | 11 | 4 |

| Domestic Incident Victims | | |
|----------------------------------|----------|----------|
| Offense | Reported | Cleared |
| Murder | 0 | 0 |
| Aggravated Assault | 0 | 0 |
| Simple Assault | 8 | 5 |
| Intimidation | 0 | 0 |
| Stalking | 0 | 0 |
| Rape | 1 | 0 |
| Sodomy | 0 | 0 |
| Sexual Assault W/Object | 0 | 0 |
| Fondling | 0 | 0 |
| Incest | 0 | 0 |
| Statutory Rape | 0 | 0 |
| Kidnapping/Abduction | 0 | 0 |
| Total | 9 | 5 |

| Group B Arrests | | |
|---------------------------|-----------|----------|
| Offense | Adult | Juvenile |
| Bad Checks | 0 | 0 |
| Curfew/Loitering/Vagrancy | 0 | 0 |
| Disorderly Conduct | 0 | 0 |
| DUI | 7 | 0 |
| Family-Non Violent | 0 | 0 |
| Liquor Law Violations | 14 | 2 |
| Peeping Tom | 0 | 0 |
| Trespass | 0 | 0 |
| All Other Offenses | 0 | 0 |
| Total Group B | 21 | 2 |

Oliver County Sheriff's Office – 2016

2016 Population Estimate 1,805

Offense Overview

Offense Total 31
 Number Cleared 12
 Percent Cleared 38.71 %
 Group A Crimes per 100,000 population 1,717.5

Arrest Overview

Total Arrests 19
 Adult Arrests 19
 Juvenile Arrests 0
 Unknown Age 0
 Arrests per 100,000 population 1,052.6
 Average number offenses/incident 1.48

| | Offenses | | Arrests | |
|----------------------------------|-----------|-----------|-----------|----------|
| | Reported | Cleared | Adult | Juvenile |
| Group A Offenses | | | | |
| Crimes Against Persons | | | | |
| Murder | 0 | 0 | 0 | 0 |
| Negligent Manslaughter | 0 | 0 | 0 | 0 |
| Kidnapping/Abduction | 0 | 0 | 0 | 0 |
| Rape | 0 | 0 | 0 | 0 |
| Sodomy | 0 | 0 | 0 | 0 |
| Sexual Assault W/Object | 0 | 0 | 0 | 0 |
| Fondling | 0 | 0 | 0 | 0 |
| Incest | 0 | 0 | 0 | 0 |
| Statutory Rape | 0 | 0 | 0 | 0 |
| Aggravated Assault | 0 | 0 | 0 | 0 |
| Simple Assault | 1 | 0 | 0 | 0 |
| Intimidation | 1 | 1 | 1 | 0 |
| Stalking | 0 | 0 | 0 | 0 |
| Commercial Sex Acts | 0 | 0 | 0 | 0 |
| Involuntary Servitude | 0 | 0 | 0 | 0 |
| Crimes Against Property | | | | |
| Arson | 0 | 0 | 0 | 0 |
| Bribery | 0 | 0 | 0 | 0 |
| Burglary | 3 | 1 | 0 | 0 |
| Counterfeiting/Forgery | 0 | 0 | 0 | 0 |
| Destruction/Damage/Vandalism | 2 | 1 | 0 | 0 |
| Embezzlement | 0 | 0 | 0 | 0 |
| Extortion/Blackmail | 0 | 0 | 0 | 0 |
| False Pretenses | 0 | 0 | 0 | 0 |
| Credit Card/ATM Fraud | 1 | 0 | 0 | 0 |
| Impersonation | 0 | 0 | 0 | 0 |
| Welfare Fraud | 0 | 0 | 0 | 0 |
| Wire Fraud | 0 | 0 | 0 | 0 |
| Identity Theft | 0 | 0 | 0 | 0 |
| Hacking/Computer Invasion | 0 | 0 | 0 | 0 |
| Motor Vehicle Theft | 1 | 1 | 0 | 0 |
| Robbery | 0 | 0 | 0 | 0 |
| Stolen Property Offenses | 2 | 0 | 0 | 0 |
| Pocket-picking | 0 | 0 | 0 | 0 |
| Purse-snatching | 0 | 0 | 0 | 0 |
| Shoplifting | 0 | 0 | 0 | 0 |
| Theft From Building | 2 | 0 | 0 | 0 |
| Theft From Coin Machine | 0 | 0 | 0 | 0 |
| Theft From Motor Vehicle | 0 | 0 | 0 | 0 |
| Theft of Motor Vehicle Parts | 0 | 0 | 0 | 0 |
| All Other Larceny | 2 | 0 | 0 | 0 |
| Crimes Against Society | | | | |
| Animal Cruelty | 0 | 0 | 0 | 0 |
| Drug/Narcotic Violations | 7 | 3 | 5 | 0 |
| Drug Equipment Violations | 8 | 5 | 4 | 0 |
| Betting/Wagering | 0 | 0 | 0 | 0 |
| Operating/Promoting Gambling | 0 | 0 | 0 | 0 |
| Gambling Equipment Violations | 0 | 0 | 0 | 0 |
| Sports Tampering | 0 | 0 | 0 | 0 |
| Pornography/Obscene Material | 0 | 0 | 0 | 0 |
| Prostitution | 0 | 0 | 0 | 0 |
| Prostitution Assisting/Promoting | 0 | 0 | 0 | 0 |
| Purchasing Prostitution | 0 | 0 | 0 | 0 |
| Weapon Law Violations | 1 | 0 | 0 | 0 |
| Total Group A Offenses | 31 | 12 | 10 | 0 |

| Domestic Incident Victims | | |
|----------------------------------|----------|----------|
| Offense | Reported | Cleared |
| Murder | 0 | 0 |
| Aggravated Assault | 0 | 0 |
| Simple Assault | 1 | 0 |
| Intimidation | 0 | 0 |
| Stalking | 0 | 0 |
| Rape | 0 | 0 |
| Sodomy | 0 | 0 |
| Sexual Assault W/Object | 0 | 0 |
| Fondling | 0 | 0 |
| Incest | 0 | 0 |
| Statutory Rape | 0 | 0 |
| Kidnapping/Abduction | 0 | 0 |
| Total | 1 | 0 |

| Group B Arrests | | |
|---------------------------|----------|----------|
| Offense | Adult | Juvenile |
| Bad Checks | 0 | 0 |
| Curfew/Loitering/Vagrancy | 0 | 0 |
| Disorderly Conduct | 2 | 0 |
| DUI | 2 | 0 |
| Family-Non Violent | 0 | 0 |
| Liquor Law Violations | 1 | 0 |
| Peeping Tom | 0 | 0 |
| Trespass | 1 | 0 |
| All Other Offenses | 3 | 0 |
| Total Group B | 9 | 0 |

Pembina County Sheriff's Office – 2016

2016 Population Estimate 5,634

Offense Overview

Offense Total 196
 Number Cleared 85
 Percent Cleared 43.37 %
 Group A Crimes per 100,000 population 3,478.9

Arrest Overview

Total Arrests 138
 Adult Arrests 123
 Juvenile Arrests 15
 Unknown Age 0
 Arrests per 100,000 population 2,449.4
 Average number offenses/incident 1.25

| Domestic Incident Victims | | |
|---------------------------|-----------|-----------|
| Offense | Reported | Cleared |
| Murder | 0 | 0 |
| Aggravated Assault | 0 | 0 |
| Simple Assault | 23 | 15 |
| Intimidation | 0 | 0 |
| Stalking | 0 | 0 |
| Rape | 0 | 0 |
| Sodomy | 0 | 0 |
| Sexual Assault W/Object | 0 | 0 |
| Fondling | 2 | 0 |
| Incest | 0 | 0 |
| Statutory Rape | 0 | 0 |
| Kidnapping/Abduction | 0 | 0 |
| Total | 25 | 15 |

| Group B Arrests | | |
|---------------------------|-----------|-----------|
| Offense | Adult | Juvenile |
| Bad Checks | 0 | 0 |
| Curfew/Loitering/Vagrancy | 0 | 0 |
| Disorderly Conduct | 4 | 0 |
| DUI | 40 | 0 |
| Family-Non Violent | 0 | 3 |
| Liquor Law Violations | 23 | 10 |
| Peeping Tom | 0 | 0 |
| Trespass | 4 | 0 |
| All Other Offenses | 7 | 0 |
| Total Group B | 78 | 13 |

| | Offenses | | Arrests | |
|----------------------------------|------------|-----------|-----------|----------|
| | Reported | Cleared | Adult | Juvenile |
| Group A Offenses | | | | |
| Crimes Against Persons | | | | |
| Murder | 0 | 0 | 0 | 0 |
| Negligent Manslaughter | 0 | 0 | 0 | 0 |
| Kidnapping/Abduction | 0 | 0 | 0 | 0 |
| Rape | 1 | 0 | 0 | 0 |
| Sodomy | 0 | 0 | 0 | 0 |
| Sexual Assault W/Object | 0 | 0 | 0 | 0 |
| Fondling | 4 | 0 | 0 | 0 |
| Incest | 0 | 0 | 0 | 0 |
| Statutory Rape | 0 | 0 | 0 | 0 |
| Aggravated Assault | 2 | 0 | 0 | 0 |
| Simple Assault | 32 | 20 | 13 | 0 |
| Intimidation | 5 | 4 | 3 | 0 |
| Stalking | 4 | 0 | 0 | 0 |
| Commercial Sex Acts | 0 | 0 | 0 | 0 |
| Involuntary Servitude | 0 | 0 | 0 | 0 |
| Crimes Against Property | | | | |
| Arson | 1 | 1 | 0 | 0 |
| Bribery | 0 | 0 | 0 | 0 |
| Burglary | 16 | 0 | 0 | 0 |
| Counterfeiting/Forgery | 2 | 0 | 0 | 0 |
| Destruction/Damage/Vandalism | 10 | 5 | 1 | 0 |
| Embezzlement | 0 | 0 | 0 | 0 |
| Extortion/Blackmail | 0 | 0 | 0 | 0 |
| False Pretenses | 0 | 0 | 0 | 0 |
| Credit Card/ATM Fraud | 1 | 0 | 0 | 0 |
| Impersonation | 1 | 0 | 0 | 0 |
| Welfare Fraud | 0 | 0 | 0 | 0 |
| Wire Fraud | 0 | 0 | 0 | 0 |
| Identity Theft | 0 | 0 | 0 | 0 |
| Hacking/Computer Invasion | 0 | 0 | 0 | 0 |
| Motor Vehicle Theft | 16 | 0 | 0 | 0 |
| Robbery | 0 | 0 | 0 | 0 |
| Stolen Property Offenses | 3 | 1 | 1 | 0 |
| Pocket-picking | 0 | 0 | 0 | 0 |
| Purse-snatching | 0 | 0 | 0 | 0 |
| Shoplifting | 0 | 0 | 0 | 0 |
| Theft From Building | 5 | 0 | 0 | 0 |
| Theft From Coin Machine | 1 | 0 | 0 | 0 |
| Theft From Motor Vehicle | 2 | 0 | 0 | 0 |
| Theft of Motor Vehicle Parts | 1 | 0 | 0 | 0 |
| All Other Larceny | 32 | 1 | 1 | 0 |
| Crimes Against Society | | | | |
| Animal Cruelty | 0 | 0 | 0 | 0 |
| Drug/Narcotic Violations | 23 | 22 | 16 | 1 |
| Drug Equipment Violations | 29 | 26 | 8 | 1 |
| Betting/Wagering | 0 | 0 | 0 | 0 |
| Operating/Promoting Gambling | 0 | 0 | 0 | 0 |
| Gambling Equipment Violations | 0 | 0 | 0 | 0 |
| Sports Tampering | 0 | 0 | 0 | 0 |
| Pornography/Obscene Material | 0 | 0 | 0 | 0 |
| Prostitution | 0 | 0 | 0 | 0 |
| Prostitution Assisting/Promoting | 0 | 0 | 0 | 0 |
| Purchasing Prostitution | 0 | 0 | 0 | 0 |
| Weapon Law Violations | 5 | 5 | 2 | 0 |
| Total Group A Offenses | 196 | 85 | 45 | 2 |

Pierce County Sheriff's Office – 2016

2016 Population Estimate 1,363

Offense Overview

Offense Total 68
 Number Cleared 21
 Percent Cleared 30.88 %
 Group A Crimes per 100,000 population 4,989.0

Arrest Overview

Total Arrests 57
 Adult Arrests 55
 Juvenile Arrests 2
 Unknown Age 0
 Arrests per 100,000 population 4,182.0
 Average number offenses/incident 1.17

| | Offenses | | Arrests | |
|----------------------------------|-----------|-----------|-----------|----------|
| | Reported | Cleared | Adult | Juvenile |
| Group A Offenses | | | | |
| Crimes Against Persons | | | | |
| Murder | 0 | 0 | 0 | 0 |
| Negligent Manslaughter | 0 | 0 | 0 | 0 |
| Kidnapping/Abduction | 0 | 0 | 0 | 0 |
| Rape | 1 | 0 | 0 | 0 |
| Sodomy | 0 | 0 | 0 | 0 |
| Sexual Assault W/Object | 0 | 0 | 0 | 0 |
| Fondling | 3 | 0 | 0 | 0 |
| Incest | 0 | 0 | 0 | 0 |
| Statutory Rape | 0 | 0 | 0 | 0 |
| Aggravated Assault | 2 | 0 | 0 | 0 |
| Simple Assault | 5 | 1 | 1 | 0 |
| Intimidation | 4 | 2 | 1 | 0 |
| Stalking | 2 | 0 | 0 | 0 |
| Commercial Sex Acts | 0 | 0 | 0 | 0 |
| Involuntary Servitude | 0 | 0 | 0 | 0 |
| Crimes Against Property | | | | |
| Arson | 0 | 0 | 0 | 0 |
| Bribery | 0 | 0 | 0 | 0 |
| Burglary | 8 | 1 | 0 | 0 |
| Counterfeiting/Forgery | 0 | 0 | 0 | 0 |
| Destruction/Damage/Vandalism | 6 | 0 | 0 | 0 |
| Embezzlement | 1 | 0 | 0 | 0 |
| Extortion/Blackmail | 0 | 0 | 0 | 0 |
| False Pretenses | 0 | 0 | 0 | 0 |
| Credit Card/ATM Fraud | 0 | 0 | 0 | 0 |
| Impersonation | 0 | 0 | 0 | 0 |
| Welfare Fraud | 0 | 0 | 0 | 0 |
| Wire Fraud | 0 | 0 | 0 | 0 |
| Identity Theft | 0 | 0 | 0 | 0 |
| Hacking/Computer Invasion | 0 | 0 | 0 | 0 |
| Motor Vehicle Theft | 3 | 1 | 1 | 0 |
| Robbery | 0 | 0 | 0 | 0 |
| Stolen Property Offenses | 1 | 0 | 0 | 0 |
| Pocket-picking | 0 | 0 | 0 | 0 |
| Purse-snatching | 0 | 0 | 0 | 0 |
| Shoplifting | 0 | 0 | 0 | 0 |
| Theft From Building | 5 | 0 | 0 | 0 |
| Theft From Coin Machine | 0 | 0 | 0 | 0 |
| Theft From Motor Vehicle | 0 | 0 | 0 | 0 |
| Theft of Motor Vehicle Parts | 0 | 0 | 0 | 0 |
| All Other Larceny | 4 | 0 | 0 | 0 |
| Crimes Against Society | | | | |
| Animal Cruelty | 0 | 0 | 0 | 0 |
| Drug/Narcotic Violations | 17 | 11 | 12 | 0 |
| Drug Equipment Violations | 6 | 5 | 4 | 0 |
| Betting/Wagering | 0 | 0 | 0 | 0 |
| Operating/Promoting Gambling | 0 | 0 | 0 | 0 |
| Gambling Equipment Violations | 0 | 0 | 0 | 0 |
| Sports Tampering | 0 | 0 | 0 | 0 |
| Pornography/Obscene Material | 0 | 0 | 0 | 0 |
| Prostitution | 0 | 0 | 0 | 0 |
| Prostitution Assisting/Promoting | 0 | 0 | 0 | 0 |
| Purchasing Prostitution | 0 | 0 | 0 | 0 |
| Weapon Law Violations | 0 | 0 | 0 | 0 |
| Total Group A Offenses | 68 | 21 | 19 | 0 |

| Domestic Incident Victims | | |
|----------------------------------|----------|----------|
| Offense | Reported | Cleared |
| Murder | 0 | 0 |
| Aggravated Assault | 0 | 0 |
| Simple Assault | 5 | 1 |
| Intimidation | 2 | 2 |
| Stalking | 0 | 0 |
| Rape | 1 | 0 |
| Sodomy | 0 | 0 |
| Sexual Assault W/Object | 0 | 0 |
| Fondling | 1 | 0 |
| Incest | 0 | 0 |
| Statutory Rape | 0 | 0 |
| Kidnapping/Abduction | 0 | 0 |
| Total | 9 | 3 |

| Group B Arrests | | |
|---------------------------|-----------|----------|
| Offense | Adult | Juvenile |
| Bad Checks | 0 | 0 |
| Curfew/Loitering/Vagrancy | 0 | 0 |
| Disorderly Conduct | 3 | 0 |
| DUI | 16 | 0 |
| Family-Non Violent | 0 | 0 |
| Liquor Law Violations | 12 | 2 |
| Peeping Tom | 0 | 0 |
| Trespass | 0 | 0 |
| All Other Offenses | 5 | 0 |
| Total Group B | 36 | 2 |

Ramsey County Sheriff's Office – 2016

2016 Population Estimate **4,000**

Offense Overview

Offense Total **74**
 Number Cleared **21**
 Percent Cleared **28.38 %**
 Group A Crimes per 100,000 population **1,850.0**

Arrest Overview

Total Arrests **32**
 Adult Arrests **28**
 Juvenile Arrests **4**
 Unknown Age **0**
 Arrests per 100,000 population **800.0**
 Average number offenses/incident **1.30**

| Domestic Incident Victims | | |
|---------------------------|----------|----------|
| Offense | Reported | Cleared |
| Murder | 0 | 0 |
| Aggravated Assault | 2 | 1 |
| Simple Assault | 3 | 1 |
| Intimidation | 0 | 0 |
| Stalking | 1 | 0 |
| Rape | 0 | 0 |
| Sodomy | 0 | 0 |
| Sexual Assault W/Object | 0 | 0 |
| Fondling | 0 | 0 |
| Incest | 0 | 0 |
| Statutory Rape | 0 | 0 |
| Kidnapping/Abduction | 0 | 0 |
| Total | 6 | 2 |

| Group B Arrests | | |
|---------------------------|-----------|----------|
| Offense | Adult | Juvenile |
| Bad Checks | 0 | 0 |
| Curfew/Loitering/Vagrancy | 0 | 0 |
| Disorderly Conduct | 0 | 0 |
| DUI | 3 | 0 |
| Family-Non Violent | 0 | 3 |
| Liquor Law Violations | 5 | 0 |
| Peeping Tom | 0 | 0 |
| Trespass | 0 | 0 |
| All Other Offenses | 6 | 0 |
| Total Group B | 14 | 3 |

| | Offenses | | Arrests | |
|----------------------------------|-----------|-----------|-----------|----------|
| | Reported | Cleared | Adult | Juvenile |
| Group A Offenses | | | | |
| Crimes Against Persons | | | | |
| Murder | 0 | 0 | 0 | 0 |
| Negligent Manslaughter | 0 | 0 | 0 | 0 |
| Kidnapping/Abduction | 0 | 0 | 0 | 0 |
| Rape | 0 | 0 | 0 | 0 |
| Sodomy | 0 | 0 | 0 | 0 |
| Sexual Assault W/Object | 0 | 0 | 0 | 0 |
| Fondling | 0 | 0 | 0 | 0 |
| Incest | 0 | 0 | 0 | 0 |
| Statutory Rape | 0 | 0 | 0 | 0 |
| Aggravated Assault | 4 | 3 | 2 | 0 |
| Simple Assault | 3 | 1 | 1 | 0 |
| Intimidation | 2 | 0 | 0 | 0 |
| Stalking | 3 | 0 | 0 | 0 |
| Commercial Sex Acts | 0 | 0 | 0 | 0 |
| Involuntary Servitude | 0 | 0 | 0 | 0 |
| Crimes Against Property | | | | |
| Arson | 0 | 0 | 0 | 0 |
| Bribery | 0 | 0 | 0 | 0 |
| Burglary | 5 | 1 | 0 | 0 |
| Counterfeiting/Forgery | 1 | 0 | 0 | 0 |
| Destruction/Damage/Vandalism | 4 | 0 | 0 | 0 |
| Embezzlement | 0 | 0 | 0 | 0 |
| Extortion/Blackmail | 0 | 0 | 0 | 0 |
| False Pretenses | 0 | 0 | 0 | 0 |
| Credit Card/ATM Fraud | 0 | 0 | 0 | 0 |
| Impersonation | 1 | 0 | 0 | 0 |
| Welfare Fraud | 0 | 0 | 0 | 0 |
| Wire Fraud | 0 | 0 | 0 | 0 |
| Identity Theft | 0 | 0 | 0 | 0 |
| Hacking/Computer Invasion | 0 | 0 | 0 | 0 |
| Motor Vehicle Theft | 11 | 1 | 2 | 0 |
| Robbery | 0 | 0 | 0 | 0 |
| Stolen Property Offenses | 3 | 3 | 1 | 1 |
| Pocket-picking | 0 | 0 | 0 | 0 |
| Purse-snatching | 1 | 0 | 0 | 0 |
| Shoplifting | 0 | 0 | 0 | 0 |
| Theft From Building | 6 | 0 | 0 | 0 |
| Theft From Coin Machine | 0 | 0 | 0 | 0 |
| Theft From Motor Vehicle | 2 | 0 | 0 | 0 |
| Theft of Motor Vehicle Parts | 1 | 0 | 0 | 0 |
| All Other Larceny | 10 | 1 | 1 | 0 |
| Crimes Against Society | | | | |
| Animal Cruelty | 0 | 0 | 0 | 0 |
| Drug/Narcotic Violations | 8 | 6 | 5 | 0 |
| Drug Equipment Violations | 8 | 5 | 2 | 0 |
| Betting/Wagering | 0 | 0 | 0 | 0 |
| Operating/Promoting Gambling | 0 | 0 | 0 | 0 |
| Gambling Equipment Violations | 0 | 0 | 0 | 0 |
| Sports Tampering | 0 | 0 | 0 | 0 |
| Pornography/Obscene Material | 1 | 0 | 0 | 0 |
| Prostitution | 0 | 0 | 0 | 0 |
| Prostitution Assisting/Promoting | 0 | 0 | 0 | 0 |
| Purchasing Prostitution | 0 | 0 | 0 | 0 |
| Weapon Law Violations | 0 | 0 | 0 | 0 |
| Total Group A Offenses | 74 | 21 | 14 | 1 |

Ransom County Sheriff's Office – 2016

2016 Population Estimate 3,179

Offense Overview

Offense Total 55
 Number Cleared 14
 Percent Cleared 25.45 %
 Group A Crimes per 100,000 population 1,730.1

Arrest Overview

Total Arrests 36
 Adult Arrests 33
 Juvenile Arrests 3
 Unknown Age 0
 Arrests per 100,000 population 1,132.4
 Average number offenses/incident 1.20

| | Offenses | | Arrests | |
|----------------------------------|-----------|-----------|-----------|----------|
| | Reported | Cleared | Adult | Juvenile |
| Group A Offenses | | | | |
| Crimes Against Persons | | | | |
| Murder | 1 | 1 | 1 | 0 |
| Negligent Manslaughter | 0 | 0 | 0 | 0 |
| Kidnapping/Abduction | 0 | 0 | 0 | 0 |
| Rape | 0 | 0 | 0 | 0 |
| Sodomy | 0 | 0 | 0 | 0 |
| Sexual Assault W/Object | 0 | 0 | 0 | 0 |
| Fondling | 2 | 0 | 0 | 0 |
| Incest | 0 | 0 | 0 | 0 |
| Statutory Rape | 0 | 0 | 0 | 0 |
| Aggravated Assault | 5 | 4 | 4 | 0 |
| Simple Assault | 4 | 1 | 1 | 0 |
| Intimidation | 1 | 1 | 1 | 0 |
| Stalking | 0 | 0 | 0 | 0 |
| Commercial Sex Acts | 0 | 0 | 0 | 0 |
| Involuntary Servitude | 0 | 0 | 0 | 0 |
| Crimes Against Property | | | | |
| Arson | 0 | 0 | 0 | 0 |
| Bribery | 0 | 0 | 0 | 0 |
| Burglary | 10 | 2 | 3 | 1 |
| Counterfeiting/Forgery | 0 | 0 | 0 | 0 |
| Destruction/Damage/Vandalism | 13 | 1 | 0 | 0 |
| Embezzlement | 0 | 0 | 0 | 0 |
| Extortion/Blackmail | 0 | 0 | 0 | 0 |
| False Pretenses | 0 | 0 | 0 | 0 |
| Credit Card/ATM Fraud | 2 | 0 | 0 | 0 |
| Impersonation | 0 | 0 | 0 | 0 |
| Welfare Fraud | 0 | 0 | 0 | 0 |
| Wire Fraud | 0 | 0 | 0 | 0 |
| Identity Theft | 0 | 0 | 0 | 0 |
| Hacking/Computer Invasion | 0 | 0 | 0 | 0 |
| Motor Vehicle Theft | 7 | 2 | 1 | 0 |
| Robbery | 0 | 0 | 0 | 0 |
| Stolen Property Offenses | 0 | 0 | 0 | 0 |
| Pocket-picking | 0 | 0 | 0 | 0 |
| Purse-snatching | 0 | 0 | 0 | 0 |
| Shoplifting | 0 | 0 | 0 | 0 |
| Theft From Building | 0 | 0 | 0 | 0 |
| Theft From Coin Machine | 0 | 0 | 0 | 0 |
| Theft From Motor Vehicle | 3 | 1 | 0 | 0 |
| Theft of Motor Vehicle Parts | 1 | 0 | 0 | 0 |
| All Other Larceny | 3 | 0 | 0 | 0 |
| Crimes Against Society | | | | |
| Animal Cruelty | 0 | 0 | 0 | 0 |
| Drug/Narcotic Violations | 0 | 0 | 0 | 0 |
| Drug Equipment Violations | 3 | 1 | 1 | 0 |
| Betting/Wagering | 0 | 0 | 0 | 0 |
| Operating/Promoting Gambling | 0 | 0 | 0 | 0 |
| Gambling Equipment Violations | 0 | 0 | 0 | 0 |
| Sports Tampering | 0 | 0 | 0 | 0 |
| Pornography/Obscene Material | 0 | 0 | 0 | 0 |
| Prostitution | 0 | 0 | 0 | 0 |
| Prostitution Assisting/Promoting | 0 | 0 | 0 | 0 |
| Purchasing Prostitution | 0 | 0 | 0 | 0 |
| Weapon Law Violations | 0 | 0 | 0 | 0 |
| Total Group A Offenses | 55 | 14 | 12 | 1 |

| Domestic Incident Victims | | |
|----------------------------------|----------|----------|
| Offense | Reported | Cleared |
| Murder | 0 | 0 |
| Aggravated Assault | 3 | 2 |
| Simple Assault | 1 | 1 |
| Intimidation | 1 | 1 |
| Stalking | 0 | 0 |
| Rape | 0 | 0 |
| Sodomy | 0 | 0 |
| Sexual Assault W/Object | 0 | 0 |
| Fondling | 0 | 0 |
| Incest | 0 | 0 |
| Statutory Rape | 0 | 0 |
| Kidnapping/Abduction | 0 | 0 |
| Total | 5 | 4 |

| Group B Arrests | | |
|---------------------------|-----------|----------|
| Offense | Adult | Juvenile |
| Bad Checks | 0 | 0 |
| Curfew/Loitering/Vagrancy | 0 | 0 |
| Disorderly Conduct | 2 | 0 |
| DUI | 6 | 0 |
| Family-Non Violent | 0 | 1 |
| Liquor Law Violations | 6 | 0 |
| Peeping Tom | 0 | 0 |
| Trespass | 1 | 0 |
| All Other Offenses | 6 | 1 |
| Total Group B | 21 | 2 |

Renville County Sheriff's Office – 2016

2016 Population Estimate 2,278

Offense Overview

| | |
|---------------------------------------|---------|
| Offense Total | 34 |
| Number Cleared | 3 |
| Percent Cleared | 8.82 % |
| Group A Crimes per 100,000 population | 1,492.5 |

Arrest Overview

| | |
|----------------------------------|-------|
| Total Arrests | 9 |
| Adult Arrests | 5 |
| Juvenile Arrests | 4 |
| Unknown Age | 0 |
| Arrests per 100,000 population | 395.1 |
| Average number offenses/incident | 1.13 |

| Domestic Incident Victims | | |
|---------------------------|----------|----------|
| Offense | Reported | Cleared |
| Murder | 0 | 0 |
| Aggravated Assault | 1 | 1 |
| Simple Assault | 2 | 1 |
| Intimidation | 0 | 0 |
| Stalking | 0 | 0 |
| Rape | 0 | 0 |
| Sodomy | 0 | 0 |
| Sexual Assault W/Object | 0 | 0 |
| Fondling | 0 | 0 |
| Incest | 0 | 0 |
| Statutory Rape | 0 | 0 |
| Kidnapping/Abduction | 0 | 0 |
| Total | 3 | 2 |

| Group B Arrests | | |
|---------------------------|----------|----------|
| Offense | Adult | Juvenile |
| Bad Checks | 0 | 0 |
| Curfew/Loitering/Vagrancy | 0 | 0 |
| Disorderly Conduct | 0 | 0 |
| DUI | 1 | 0 |
| Family-Non Violent | 0 | 0 |
| Liquor Law Violations | 0 | 0 |
| Peeping Tom | 0 | 0 |
| Trespass | 0 | 0 |
| All Other Offenses | 3 | 0 |
| Total Group B | 4 | 0 |

| | Offenses | | Arrests | |
|----------------------------------|-----------|----------|----------|----------|
| | Reported | Cleared | Adult | Juvenile |
| Group A Offenses | | | | |
| Crimes Against Persons | | | | |
| Murder | 0 | 0 | 0 | 0 |
| Negligent Manslaughter | 0 | 0 | 0 | 0 |
| Kidnapping/Abduction | 0 | 0 | 0 | 0 |
| Rape | 0 | 0 | 0 | 0 |
| Sodomy | 0 | 0 | 0 | 0 |
| Sexual Assault W/Object | 0 | 0 | 0 | 0 |
| Fondling | 0 | 0 | 0 | 0 |
| Incest | 0 | 0 | 0 | 0 |
| Statutory Rape | 1 | 0 | 0 | 0 |
| Aggravated Assault | 2 | 1 | 1 | 0 |
| Simple Assault | 4 | 1 | 0 | 0 |
| Intimidation | 0 | 0 | 0 | 0 |
| Stalking | 1 | 0 | 0 | 0 |
| Commercial Sex Acts | 0 | 0 | 0 | 0 |
| Involuntary Servitude | 0 | 0 | 0 | 0 |
| Crimes Against Property | | | | |
| Arson | 0 | 0 | 0 | 0 |
| Bribery | 0 | 0 | 0 | 0 |
| Burglary | 1 | 0 | 0 | 0 |
| Counterfeiting/Forgery | 0 | 0 | 0 | 0 |
| Destruction/Damage/Vandalism | 12 | 1 | 0 | 4 |
| Embezzlement | 0 | 0 | 0 | 0 |
| Extortion/Blackmail | 0 | 0 | 0 | 0 |
| False Pretenses | 0 | 0 | 0 | 0 |
| Credit Card/ATM Fraud | 0 | 0 | 0 | 0 |
| Impersonation | 0 | 0 | 0 | 0 |
| Welfare Fraud | 0 | 0 | 0 | 0 |
| Wire Fraud | 0 | 0 | 0 | 0 |
| Identity Theft | 0 | 0 | 0 | 0 |
| Hacking/Computer Invasion | 0 | 0 | 0 | 0 |
| Motor Vehicle Theft | 4 | 0 | 0 | 0 |
| Robbery | 0 | 0 | 0 | 0 |
| Stolen Property Offenses | 0 | 0 | 0 | 0 |
| Pocket-picking | 0 | 0 | 0 | 0 |
| Purse-snatching | 0 | 0 | 0 | 0 |
| Shoplifting | 0 | 0 | 0 | 0 |
| Theft From Building | 0 | 0 | 0 | 0 |
| Theft From Coin Machine | 0 | 0 | 0 | 0 |
| Theft From Motor Vehicle | 2 | 0 | 0 | 0 |
| Theft of Motor Vehicle Parts | 0 | 0 | 0 | 0 |
| All Other Larceny | 4 | 0 | 0 | 0 |
| Crimes Against Society | | | | |
| Animal Cruelty | 0 | 0 | 0 | 0 |
| Drug/Narcotic Violations | 2 | 0 | 0 | 0 |
| Drug Equipment Violations | 1 | 0 | 0 | 0 |
| Betting/Wagering | 0 | 0 | 0 | 0 |
| Operating/Promoting Gambling | 0 | 0 | 0 | 0 |
| Gambling Equipment Violations | 0 | 0 | 0 | 0 |
| Sports Tampering | 0 | 0 | 0 | 0 |
| Pornography/Obscene Material | 0 | 0 | 0 | 0 |
| Prostitution | 0 | 0 | 0 | 0 |
| Prostitution Assisting/Promoting | 0 | 0 | 0 | 0 |
| Purchasing Prostitution | 0 | 0 | 0 | 0 |
| Weapon Law Violations | 0 | 0 | 0 | 0 |
| Total Group A Offenses | 34 | 3 | 1 | 4 |

Richland County Sheriff's Office – 2016

2016 Population Estimate 8,108

Offense Overview

Offense Total 245
 Number Cleared 85
 Percent Cleared 34.69 %
 Group A Crimes per 100,000 population 3,021.7

Arrest Overview

Total Arrests 230
 Adult Arrests 205
 Juvenile Arrests 25
 Unknown Age 0
 Arrests per 100,000 population 2,836.7
 Average number offenses/incident 1.09

| | Offenses | | Arrests | |
|----------------------------------|------------|-----------|-----------|-----------|
| | Reported | Cleared | Adult | Juvenile |
| Group A Offenses | | | | |
| Crimes Against Persons | | | | |
| Murder | 0 | 0 | 0 | 0 |
| Negligent Manslaughter | 0 | 0 | 0 | 0 |
| Kidnapping/Abduction | 0 | 0 | 0 | 0 |
| Rape | 3 | 2 | 2 | 0 |
| Sodomy | 0 | 0 | 0 | 0 |
| Sexual Assault W/Object | 0 | 0 | 0 | 0 |
| Fondling | 1 | 0 | 0 | 0 |
| Incest | 0 | 0 | 0 | 0 |
| Statutory Rape | 1 | 1 | 1 | 0 |
| Aggravated Assault | 4 | 3 | 3 | 1 |
| Simple Assault | 49 | 30 | 13 | 6 |
| Intimidation | 8 | 4 | 2 | 0 |
| Stalking | 2 | 1 | 0 | 0 |
| Commercial Sex Acts | 0 | 0 | 0 | 0 |
| Involuntary Servitude | 0 | 0 | 0 | 0 |
| Crimes Against Property | | | | |
| Arson | 0 | 0 | 0 | 0 |
| Bribery | 0 | 0 | 0 | 0 |
| Burglary | 19 | 8 | 2 | 3 |
| Counterfeiting/Forgery | 0 | 0 | 0 | 0 |
| Destruction/Damage/Vandalism | 37 | 7 | 1 | 1 |
| Embezzlement | 0 | 0 | 0 | 0 |
| Extortion/Blackmail | 0 | 0 | 0 | 0 |
| False Pretenses | 8 | 2 | 2 | 0 |
| Credit Card/ATM Fraud | 3 | 2 | 0 | 0 |
| Impersonation | 6 | 0 | 1 | 0 |
| Welfare Fraud | 0 | 0 | 0 | 0 |
| Wire Fraud | 1 | 0 | 0 | 0 |
| Identity Theft | 2 | 0 | 0 | 0 |
| Hacking/Computer Invasion | 0 | 0 | 0 | 0 |
| Motor Vehicle Theft | 11 | 2 | 1 | 0 |
| Robbery | 0 | 0 | 0 | 0 |
| Stolen Property Offenses | 1 | 0 | 2 | 0 |
| Pocket-picking | 1 | 0 | 0 | 0 |
| Purse-snatching | 0 | 0 | 0 | 0 |
| Shoplifting | 0 | 0 | 0 | 0 |
| Theft From Building | 6 | 1 | 0 | 0 |
| Theft From Coin Machine | 0 | 0 | 0 | 0 |
| Theft From Motor Vehicle | 28 | 0 | 1 | 0 |
| Theft of Motor Vehicle Parts | 1 | 0 | 0 | 0 |
| All Other Larceny | 34 | 4 | 2 | 6 |
| Crimes Against Society | | | | |
| Animal Cruelty | 0 | 0 | 0 | 0 |
| Drug/Narcotic Violations | 8 | 7 | 5 | 0 |
| Drug Equipment Violations | 9 | 9 | 5 | 1 |
| Betting/Wagering | 0 | 0 | 0 | 0 |
| Operating/Promoting Gambling | 0 | 0 | 0 | 0 |
| Gambling Equipment Violations | 0 | 0 | 0 | 0 |
| Sports Tampering | 0 | 0 | 0 | 0 |
| Pornography/Obscene Material | 0 | 0 | 0 | 0 |
| Prostitution | 0 | 0 | 0 | 0 |
| Prostitution Assisting/Promoting | 0 | 0 | 0 | 0 |
| Purchasing Prostitution | 0 | 0 | 0 | 0 |
| Weapon Law Violations | 2 | 2 | 2 | 0 |
| Total Group A Offenses | 245 | 85 | 45 | 18 |

| Domestic Incident Victims | | |
|----------------------------------|-----------|-----------|
| Offense | Reported | Cleared |
| Murder | 0 | 0 |
| Aggravated Assault | 2 | 1 |
| Simple Assault | 23 | 15 |
| Intimidation | 0 | 0 |
| Stalking | 0 | 0 |
| Rape | 0 | 0 |
| Sodomy | 0 | 0 |
| Sexual Assault W/Object | 0 | 0 |
| Fondling | 0 | 0 |
| Incest | 0 | 0 |
| Statutory Rape | 0 | 0 |
| Kidnapping/Abduction | 0 | 0 |
| Total | 25 | 16 |

| Group B Arrests | | |
|---------------------------|------------|----------|
| Offense | Adult | Juvenile |
| Bad Checks | 9 | 0 |
| Curfew/Loitering/Vagrancy | 0 | 0 |
| Disorderly Conduct | 5 | 0 |
| DUI | 18 | 0 |
| Family-Non Violent | 13 | 5 |
| Liquor Law Violations | 7 | 2 |
| Peeping Tom | 0 | 0 |
| Trespass | 2 | 0 |
| All Other Offenses | 106 | 0 |
| Total Group B | 160 | 7 |

Rolette County Sheriff's Office – 2016

2016 Population Estimate 13,105

Offense Overview

Offense Total 137
 Number Cleared 49
 Percent Cleared 35.77 %
 Group A Crimes per 100,000
 population 1,045.4

Arrest Overview

Total Arrests 100
 Adult Arrests 97
 Juvenile Arrests 3
 Unknown Age 0
 Arrests per 100,000 population 763.1
 Average number offenses/incident 1.18

| Domestic Incident Victims | | |
|---------------------------|-----------|-----------|
| Offense | Reported | Cleared |
| Murder | 0 | 0 |
| Aggravated Assault | 2 | 0 |
| Simple Assault | 17 | 9 |
| Intimidation | 1 | 1 |
| Stalking | 1 | 0 |
| Rape | 0 | 0 |
| Sodomy | 0 | 0 |
| Sexual Assault W/Object | 0 | 0 |
| Fondling | 2 | 0 |
| Incest | 0 | 0 |
| Statutory Rape | 0 | 0 |
| Kidnapping/Abduction | 0 | 0 |
| Total | 23 | 10 |

| Group B Arrests | | |
|---------------------------|-----------|----------|
| Offense | Adult | Juvenile |
| Bad Checks | 0 | 0 |
| Curfew/Loitering/Vagrancy | 0 | 0 |
| Disorderly Conduct | 17 | 0 |
| DUI | 22 | 0 |
| Family-Non Violent | 0 | 0 |
| Liquor Law Violations | 3 | 0 |
| Peeping Tom | 0 | 0 |
| Trespass | 1 | 0 |
| All Other Offenses | 8 | 1 |
| Total Group B | 51 | 1 |

| | Offenses | | Arrests | |
|----------------------------------|------------|-----------|-----------|----------|
| | Reported | Cleared | Adult | Juvenile |
| Group A Offenses | | | | |
| Crimes Against Persons | | | | |
| Murder | 0 | 0 | 0 | 0 |
| Negligent Manslaughter | 0 | 0 | 0 | 0 |
| Kidnapping/Abduction | 0 | 0 | 0 | 0 |
| Rape | 0 | 0 | 0 | 0 |
| Sodomy | 0 | 0 | 0 | 0 |
| Sexual Assault W/Object | 0 | 0 | 0 | 0 |
| Fondling | 2 | 0 | 0 | 0 |
| Incest | 0 | 0 | 0 | 0 |
| Statutory Rape | 0 | 0 | 0 | 0 |
| Aggravated Assault | 5 | 0 | 1 | 0 |
| Simple Assault | 34 | 19 | 17 | 0 |
| Intimidation | 3 | 1 | 1 | 0 |
| Stalking | 2 | 0 | 0 | 0 |
| Commercial Sex Acts | 0 | 0 | 0 | 0 |
| Involuntary Servitude | 0 | 0 | 0 | 0 |
| Crimes Against Property | | | | |
| Arson | 1 | 0 | 0 | 0 |
| Bribery | 0 | 0 | 0 | 0 |
| Burglary | 14 | 4 | 9 | 1 |
| Counterfeiting/Forgery | 4 | 0 | 0 | 0 |
| Destruction/Damage/Vandalism | 12 | 5 | 3 | 0 |
| Embezzlement | 0 | 0 | 0 | 0 |
| Extortion/Blackmail | 0 | 0 | 0 | 0 |
| False Pretenses | 1 | 1 | 1 | 0 |
| Credit Card/ATM Fraud | 0 | 0 | 0 | 0 |
| Impersonation | 0 | 0 | 0 | 0 |
| Welfare Fraud | 0 | 0 | 0 | 0 |
| Wire Fraud | 0 | 0 | 0 | 0 |
| Identity Theft | 0 | 0 | 0 | 0 |
| Hacking/Computer Invasion | 0 | 0 | 0 | 0 |
| Motor Vehicle Theft | 6 | 1 | 1 | 0 |
| Robbery | 1 | 0 | 0 | 0 |
| Stolen Property Offenses | 9 | 4 | 2 | 1 |
| Pocket-picking | 0 | 0 | 0 | 0 |
| Purse-snatching | 0 | 0 | 0 | 0 |
| Shoplifting | 1 | 1 | 1 | 0 |
| Theft From Building | 6 | 1 | 0 | 0 |
| Theft From Coin Machine | 0 | 0 | 0 | 0 |
| Theft From Motor Vehicle | 0 | 0 | 0 | 0 |
| Theft of Motor Vehicle Parts | 0 | 0 | 0 | 0 |
| All Other Larceny | 22 | 2 | 3 | 0 |
| Crimes Against Society | | | | |
| Animal Cruelty | 0 | 0 | 0 | 0 |
| Drug/Narcotic Violations | 5 | 4 | 3 | 0 |
| Drug Equipment Violations | 7 | 4 | 3 | 0 |
| Betting/Wagering | 0 | 0 | 0 | 0 |
| Operating/Promoting Gambling | 0 | 0 | 0 | 0 |
| Gambling Equipment Violations | 0 | 0 | 0 | 0 |
| Sports Tampering | 0 | 0 | 0 | 0 |
| Pornography/Obscene Material | 0 | 0 | 0 | 0 |
| Prostitution | 0 | 0 | 0 | 0 |
| Prostitution Assisting/Promoting | 0 | 0 | 0 | 0 |
| Purchasing Prostitution | 0 | 0 | 0 | 0 |
| Weapon Law Violations | 2 | 2 | 1 | 0 |
| Total Group A Offenses | 137 | 49 | 46 | 2 |

Sargent County Sheriff's Office – 2016

2016 Population Estimate **3,800**

Offense Overview

Offense Total **65**
 Number Cleared **31**
 Percent Cleared **47.69 %**
 Group A Crimes per 100,000 population **1,710.5**

Arrest Overview

Total Arrests **48**
 Adult Arrests **47**
 Juvenile Arrests **1**
 Unknown Age **0**
 Arrests per 100,000 population **1,263.2**
 Average number offenses/incident **1.33**

| Domestic Incident Victims | | |
|---------------------------|----------|----------|
| Offense | Reported | Cleared |
| Murder | 0 | 0 |
| Aggravated Assault | 2 | 1 |
| Simple Assault | 0 | 0 |
| Intimidation | 1 | 1 |
| Stalking | 1 | 0 |
| Rape | 0 | 0 |
| Sodomy | 0 | 0 |
| Sexual Assault W/Object | 0 | 0 |
| Fondling | 2 | 0 |
| Incest | 0 | 0 |
| Statutory Rape | 0 | 0 |
| Kidnapping/Abduction | 0 | 0 |
| Total | 6 | 2 |

| Group B Arrests | | |
|---------------------------|-----------|----------|
| Offense | Adult | Juvenile |
| Bad Checks | 6 | 0 |
| Curfew/Loitering/Vagrancy | 0 | 0 |
| Disorderly Conduct | 0 | 0 |
| DUI | 7 | 0 |
| Family-Non Violent | 0 | 0 |
| Liquor Law Violations | 9 | 0 |
| Peeping Tom | 0 | 0 |
| Trespass | 0 | 0 |
| All Other Offenses | 9 | 0 |
| Total Group B | 31 | 0 |

| | Offenses | | Arrests | |
|----------------------------------|-----------|-----------|-----------|----------|
| | Reported | Cleared | Adult | Juvenile |
| Group A Offenses | | | | |
| Crimes Against Persons | | | | |
| Murder | 0 | 0 | 0 | 0 |
| Negligent Manslaughter | 0 | 0 | 0 | 0 |
| Kidnapping/Abduction | 0 | 0 | 0 | 0 |
| Rape | 1 | 0 | 0 | 0 |
| Sodomy | 0 | 0 | 0 | 0 |
| Sexual Assault W/Object | 0 | 0 | 0 | 0 |
| Fondling | 3 | 1 | 1 | 0 |
| Incest | 0 | 0 | 0 | 0 |
| Statutory Rape | 0 | 0 | 0 | 0 |
| Aggravated Assault | 4 | 3 | 2 | 0 |
| Simple Assault | 7 | 3 | 2 | 0 |
| Intimidation | 2 | 2 | 2 | 0 |
| Stalking | 2 | 1 | 1 | 0 |
| Commercial Sex Acts | 0 | 0 | 0 | 0 |
| Involuntary Servitude | 0 | 0 | 0 | 0 |
| Crimes Against Property | | | | |
| Arson | 0 | 0 | 0 | 0 |
| Bribery | 0 | 0 | 0 | 0 |
| Burglary | 2 | 0 | 0 | 0 |
| Counterfeiting/Forgery | 1 | 0 | 0 | 0 |
| Destruction/Damage/Vandalism | 7 | 0 | 0 | 0 |
| Embezzlement | 0 | 0 | 0 | 0 |
| Extortion/Blackmail | 0 | 0 | 0 | 0 |
| False Pretenses | 0 | 0 | 0 | 0 |
| Credit Card/ATM Fraud | 0 | 0 | 0 | 0 |
| Impersonation | 0 | 0 | 0 | 0 |
| Welfare Fraud | 0 | 0 | 0 | 0 |
| Wire Fraud | 0 | 0 | 0 | 0 |
| Identity Theft | 0 | 0 | 0 | 0 |
| Hacking/Computer Invasion | 0 | 0 | 0 | 0 |
| Motor Vehicle Theft | 3 | 1 | 0 | 0 |
| Robbery | 0 | 0 | 0 | 0 |
| Stolen Property Offenses | 1 | 0 | 0 | 0 |
| Pocket-picking | 0 | 0 | 0 | 0 |
| Purse-snatching | 0 | 0 | 0 | 0 |
| Shoplifting | 0 | 0 | 0 | 0 |
| Theft From Building | 2 | 0 | 0 | 0 |
| Theft From Coin Machine | 0 | 0 | 0 | 0 |
| Theft From Motor Vehicle | 0 | 0 | 0 | 0 |
| Theft of Motor Vehicle Parts | 0 | 0 | 0 | 0 |
| All Other Larceny | 6 | 0 | 0 | 0 |
| Crimes Against Society | | | | |
| Animal Cruelty | 0 | 0 | 0 | 0 |
| Drug/Narcotic Violations | 12 | 10 | 6 | 1 |
| Drug Equipment Violations | 12 | 10 | 2 | 0 |
| Betting/Wagering | 0 | 0 | 0 | 0 |
| Operating/Promoting Gambling | 0 | 0 | 0 | 0 |
| Gambling Equipment Violations | 0 | 0 | 0 | 0 |
| Sports Tampering | 0 | 0 | 0 | 0 |
| Pornography/Obscene Material | 0 | 0 | 0 | 0 |
| Prostitution | 0 | 0 | 0 | 0 |
| Prostitution Assisting/Promoting | 0 | 0 | 0 | 0 |
| Purchasing Prostitution | 0 | 0 | 0 | 0 |
| Weapon Law Violations | 0 | 0 | 0 | 0 |
| Total Group A Offenses | 65 | 31 | 16 | 1 |

Sheridan County Sheriff's Office – 2016

2016 Population Estimate 1,279

Offense Overview

Offense Total 56
 Number Cleared 17
 Percent Cleared 30.36 %
 Group A Crimes per 100,000 population 4,378.4

Arrest Overview

Total Arrests 24
 Adult Arrests 24
 Juvenile Arrests 0
 Unknown Age 0
 Arrests per 100,000 population 1,876.5
 Average number offenses/incident 1.17

| | Offenses | | Arrests | |
|----------------------------------|-----------|-----------|-----------|----------|
| | Reported | Cleared | Adult | Juvenile |
| Group A Offenses | | | | |
| Crimes Against Persons | | | | |
| Murder | 0 | 0 | 0 | 0 |
| Negligent Manslaughter | 0 | 0 | 0 | 0 |
| Kidnapping/Abduction | 0 | 0 | 0 | 0 |
| Rape | 0 | 0 | 0 | 0 |
| Sodomy | 0 | 0 | 0 | 0 |
| Sexual Assault W/Object | 0 | 0 | 0 | 0 |
| Fondling | 1 | 0 | 0 | 0 |
| Incest | 0 | 0 | 0 | 0 |
| Statutory Rape | 0 | 0 | 0 | 0 |
| Aggravated Assault | 1 | 1 | 1 | 0 |
| Simple Assault | 3 | 0 | 0 | 0 |
| Intimidation | 2 | 1 | 0 | 0 |
| Stalking | 0 | 0 | 0 | 0 |
| Commercial Sex Acts | 0 | 0 | 0 | 0 |
| Involuntary Servitude | 0 | 0 | 0 | 0 |
| Crimes Against Property | | | | |
| Arson | 0 | 0 | 0 | 0 |
| Bribery | 0 | 0 | 0 | 0 |
| Burglary | 4 | 0 | 0 | 0 |
| Counterfeiting/Forgery | 0 | 0 | 0 | 0 |
| Destruction/Damage/Vandalism | 9 | 0 | 0 | 0 |
| Embezzlement | 0 | 0 | 0 | 0 |
| Extortion/Blackmail | 0 | 0 | 0 | 0 |
| False Pretenses | 0 | 0 | 0 | 0 |
| Credit Card/ATM Fraud | 0 | 0 | 0 | 0 |
| Impersonation | 0 | 0 | 0 | 0 |
| Welfare Fraud | 0 | 0 | 0 | 0 |
| Wire Fraud | 0 | 0 | 0 | 0 |
| Identity Theft | 0 | 0 | 0 | 0 |
| Hacking/Computer Invasion | 0 | 0 | 0 | 0 |
| Motor Vehicle Theft | 1 | 0 | 0 | 0 |
| Robbery | 0 | 0 | 0 | 0 |
| Stolen Property Offenses | 0 | 0 | 0 | 0 |
| Pocket-picking | 0 | 0 | 0 | 0 |
| Purse-snatching | 0 | 0 | 0 | 0 |
| Shoplifting | 0 | 0 | 0 | 0 |
| Theft From Building | 4 | 0 | 0 | 0 |
| Theft From Coin Machine | 0 | 0 | 0 | 0 |
| Theft From Motor Vehicle | 2 | 0 | 0 | 0 |
| Theft of Motor Vehicle Parts | 0 | 0 | 0 | 0 |
| All Other Larceny | 13 | 0 | 0 | 0 |
| Crimes Against Society | | | | |
| Animal Cruelty | 0 | 0 | 0 | 0 |
| Drug/Narcotic Violations | 4 | 4 | 2 | 0 |
| Drug Equipment Violations | 10 | 9 | 9 | 0 |
| Betting/Wagering | 0 | 0 | 0 | 0 |
| Operating/Promoting Gambling | 0 | 0 | 0 | 0 |
| Gambling Equipment Violations | 0 | 0 | 0 | 0 |
| Sports Tampering | 0 | 0 | 0 | 0 |
| Pornography/Obscene Material | 0 | 0 | 0 | 0 |
| Prostitution | 0 | 0 | 0 | 0 |
| Prostitution Assisting/Promoting | 0 | 0 | 0 | 0 |
| Purchasing Prostitution | 0 | 0 | 0 | 0 |
| Weapon Law Violations | 2 | 2 | 2 | 0 |
| Total Group A Offenses | 56 | 17 | 14 | 0 |

| Domestic Incident Victims | | |
|----------------------------------|----------|----------|
| Offense | Reported | Cleared |
| Murder | 0 | 0 |
| Aggravated Assault | 0 | 0 |
| Simple Assault | 2 | 0 |
| Intimidation | 0 | 0 |
| Stalking | 0 | 0 |
| Rape | 0 | 0 |
| Sodomy | 0 | 0 |
| Sexual Assault W/Object | 0 | 0 |
| Fondling | 0 | 0 |
| Incest | 0 | 0 |
| Statutory Rape | 0 | 0 |
| Kidnapping/Abduction | 0 | 0 |
| Total | 2 | 0 |

| Group B Arrests | | |
|---------------------------|-----------|----------|
| Offense | Adult | Juvenile |
| Bad Checks | 0 | 0 |
| Curfew/Loitering/Vagrancy | 0 | 0 |
| Disorderly Conduct | 0 | 0 |
| DUI | 8 | 0 |
| Family-Non Violent | 0 | 0 |
| Liquor Law Violations | 0 | 0 |
| Peeping Tom | 0 | 0 |
| Trespass | 0 | 0 |
| All Other Offenses | 2 | 0 |
| Total Group B | 10 | 0 |

Sioux County Sheriff's Office – 2016

2016 Population Estimate 4,313

Offense Overview

Offense Total 20
 Number Cleared 19
 Percent Cleared 95.00 %
 Group A Crimes per 100,000 population 463.7

Arrest Overview

Total Arrests 15
 Adult Arrests 15
 Juvenile Arrests 0
 Unknown Age 0
 Arrests per 100,000 population 347.8
 Average number offenses/incident 1.67

| | Offenses | | Arrests | |
|----------------------------------|-----------|-----------|-----------|----------|
| | Reported | Cleared | Adult | Juvenile |
| Group A Offenses | | | | |
| Crimes Against Persons | | | | |
| Murder | 0 | 0 | 0 | 0 |
| Negligent Manslaughter | 0 | 0 | 0 | 0 |
| Kidnapping/Abduction | 0 | 0 | 0 | 0 |
| Rape | 0 | 0 | 0 | 0 |
| Sodomy | 0 | 0 | 0 | 0 |
| Sexual Assault W/Object | 0 | 0 | 0 | 0 |
| Fondling | 0 | 0 | 0 | 0 |
| Incest | 0 | 0 | 0 | 0 |
| Statutory Rape | 0 | 0 | 0 | 0 |
| Aggravated Assault | 0 | 0 | 0 | 0 |
| Simple Assault | 0 | 0 | 0 | 0 |
| Intimidation | 0 | 0 | 0 | 0 |
| Stalking | 0 | 0 | 0 | 0 |
| Commercial Sex Acts | 0 | 0 | 0 | 0 |
| Involuntary Servitude | 0 | 0 | 0 | 0 |
| Crimes Against Property | | | | |
| Arson | 0 | 0 | 0 | 0 |
| Bribery | 0 | 0 | 0 | 0 |
| Burglary | 2 | 1 | 1 | 0 |
| Counterfeiting/Forgery | 1 | 1 | 1 | 0 |
| Destruction/Damage/Vandalism | 0 | 0 | 0 | 0 |
| Embezzlement | 0 | 0 | 0 | 0 |
| Extortion/Blackmail | 0 | 0 | 0 | 0 |
| False Pretenses | 0 | 0 | 0 | 0 |
| Credit Card/ATM Fraud | 0 | 0 | 0 | 0 |
| Impersonation | 0 | 0 | 0 | 0 |
| Welfare Fraud | 0 | 0 | 0 | 0 |
| Wire Fraud | 0 | 0 | 0 | 0 |
| Identity Theft | 0 | 0 | 0 | 0 |
| Hacking/Computer Invasion | 0 | 0 | 0 | 0 |
| Motor Vehicle Theft | 0 | 0 | 0 | 0 |
| Robbery | 0 | 0 | 0 | 0 |
| Stolen Property Offenses | 0 | 0 | 0 | 0 |
| Pocket-picking | 0 | 0 | 0 | 0 |
| Purse-snatching | 0 | 0 | 0 | 0 |
| Shoplifting | 0 | 0 | 0 | 0 |
| Theft From Building | 0 | 0 | 0 | 0 |
| Theft From Coin Machine | 0 | 0 | 0 | 0 |
| Theft From Motor Vehicle | 0 | 0 | 0 | 0 |
| Theft of Motor Vehicle Parts | 0 | 0 | 0 | 0 |
| All Other Larceny | 0 | 0 | 0 | 0 |
| Crimes Against Society | | | | |
| Animal Cruelty | 0 | 0 | 0 | 0 |
| Drug/Narcotic Violations | 8 | 8 | 9 | 0 |
| Drug Equipment Violations | 8 | 8 | 1 | 0 |
| Betting/Wagering | 0 | 0 | 0 | 0 |
| Operating/Promoting Gambling | 0 | 0 | 0 | 0 |
| Gambling Equipment Violations | 0 | 0 | 0 | 0 |
| Sports Tampering | 0 | 0 | 0 | 0 |
| Pornography/Obscene Material | 0 | 0 | 0 | 0 |
| Prostitution | 0 | 0 | 0 | 0 |
| Prostitution Assisting/Promoting | 0 | 0 | 0 | 0 |
| Purchasing Prostitution | 0 | 0 | 0 | 0 |
| Weapon Law Violations | 1 | 1 | 1 | 0 |
| Total Group A Offenses | 20 | 19 | 13 | 0 |

| Domestic Incident Victims | | |
|----------------------------------|----------|----------|
| Offense | Reported | Cleared |
| Murder | 0 | 0 |
| Aggravated Assault | 0 | 0 |
| Simple Assault | 0 | 0 |
| Intimidation | 0 | 0 |
| Stalking | 0 | 0 |
| Rape | 0 | 0 |
| Sodomy | 0 | 0 |
| Sexual Assault W/Object | 0 | 0 |
| Fondling | 0 | 0 |
| Incest | 0 | 0 |
| Statutory Rape | 0 | 0 |
| Kidnapping/Abduction | 0 | 0 |
| Total | 0 | 0 |

| Group B Arrests | | |
|---------------------------|----------|----------|
| Offense | Adult | Juvenile |
| Bad Checks | 0 | 0 |
| Curfew/Loitering/Vagrancy | 0 | 0 |
| Disorderly Conduct | 1 | 0 |
| DUI | 1 | 0 |
| Family-Non Violent | 0 | 0 |
| Liquor Law Violations | 0 | 0 |
| Peeping Tom | 0 | 0 |
| Trespass | 0 | 0 |
| All Other Offenses | 0 | 0 |
| Total Group B | 2 | 0 |

Slope County Sheriff's Office – 2016

2016 Population Estimate 757

Offense Overview

Offense Total 5
 Number Cleared 3
 Percent Cleared 60.00 %
 Group A Crimes per 100,000 population 660.5

Arrest Overview

Total Arrests 3
 Adult Arrests 3
 Juvenile Arrests 0
 Unknown Age 0
 Arrests per 100,000 population 396.3
 Average number offenses/incident 1.25

| | Offenses | | Arrests | |
|----------------------------------|----------|----------|----------|----------|
| | Reported | Cleared | Adult | Juvenile |
| Group A Offenses | | | | |
| Crimes Against Persons | | | | |
| Murder | 0 | 0 | 0 | 0 |
| Negligent Manslaughter | 0 | 0 | 0 | 0 |
| Kidnapping/Abduction | 0 | 0 | 0 | 0 |
| Rape | 0 | 0 | 0 | 0 |
| Sodomy | 0 | 0 | 0 | 0 |
| Sexual Assault W/Object | 0 | 0 | 0 | 0 |
| Fondling | 0 | 0 | 0 | 0 |
| Incest | 0 | 0 | 0 | 0 |
| Statutory Rape | 0 | 0 | 0 | 0 |
| Aggravated Assault | 0 | 0 | 0 | 0 |
| Simple Assault | 1 | 1 | 1 | 0 |
| Intimidation | 0 | 0 | 0 | 0 |
| Stalking | 0 | 0 | 0 | 0 |
| Commercial Sex Acts | 0 | 0 | 0 | 0 |
| Involuntary Servitude | 0 | 0 | 0 | 0 |
| Crimes Against Property | | | | |
| Arson | 0 | 0 | 0 | 0 |
| Bribery | 0 | 0 | 0 | 0 |
| Burglary | 0 | 0 | 0 | 0 |
| Counterfeiting/Forgery | 0 | 0 | 0 | 0 |
| Destruction/Damage/Vandalism | 1 | 0 | 0 | 0 |
| Embezzlement | 0 | 0 | 0 | 0 |
| Extortion/Blackmail | 0 | 0 | 0 | 0 |
| False Pretenses | 0 | 0 | 0 | 0 |
| Credit Card/ATM Fraud | 0 | 0 | 0 | 0 |
| Impersonation | 0 | 0 | 0 | 0 |
| Welfare Fraud | 0 | 0 | 0 | 0 |
| Wire Fraud | 0 | 0 | 0 | 0 |
| Identity Theft | 0 | 0 | 0 | 0 |
| Hacking/Computer Invasion | 0 | 0 | 0 | 0 |
| Motor Vehicle Theft | 1 | 0 | 0 | 0 |
| Robbery | 0 | 0 | 0 | 0 |
| Stolen Property Offenses | 0 | 0 | 0 | 0 |
| Pocket-picking | 0 | 0 | 0 | 0 |
| Purse-snatching | 0 | 0 | 0 | 0 |
| Shoplifting | 0 | 0 | 0 | 0 |
| Theft From Building | 0 | 0 | 0 | 0 |
| Theft From Coin Machine | 0 | 0 | 0 | 0 |
| Theft From Motor Vehicle | 0 | 0 | 0 | 0 |
| Theft of Motor Vehicle Parts | 0 | 0 | 0 | 0 |
| All Other Larceny | 0 | 0 | 0 | 0 |
| Crimes Against Society | | | | |
| Animal Cruelty | 0 | 0 | 0 | 0 |
| Drug/Narcotic Violations | 1 | 1 | 1 | 0 |
| Drug Equipment Violations | 1 | 1 | 0 | 0 |
| Betting/Wagering | 0 | 0 | 0 | 0 |
| Operating/Promoting Gambling | 0 | 0 | 0 | 0 |
| Gambling Equipment Violations | 0 | 0 | 0 | 0 |
| Sports Tampering | 0 | 0 | 0 | 0 |
| Pornography/Obscene Material | 0 | 0 | 0 | 0 |
| Prostitution | 0 | 0 | 0 | 0 |
| Prostitution Assisting/Promoting | 0 | 0 | 0 | 0 |
| Purchasing Prostitution | 0 | 0 | 0 | 0 |
| Weapon Law Violations | 0 | 0 | 0 | 0 |
| Total Group A Offenses | 5 | 3 | 2 | 0 |

| Domestic Incident Victims | | |
|----------------------------------|----------|----------|
| Offense | Reported | Cleared |
| Murder | 0 | 0 |
| Aggravated Assault | 0 | 0 |
| Simple Assault | 1 | 1 |
| Intimidation | 0 | 0 |
| Stalking | 0 | 0 |
| Rape | 0 | 0 |
| Sodomy | 0 | 0 |
| Sexual Assault W/Object | 0 | 0 |
| Fondling | 0 | 0 |
| Incest | 0 | 0 |
| Statutory Rape | 0 | 0 |
| Kidnapping/Abduction | 0 | 0 |
| Total | 1 | 1 |

| Group B Arrests | | |
|---------------------------|----------|----------|
| Offense | Adult | Juvenile |
| Bad Checks | 0 | 0 |
| Curfew/Loitering/Vagrancy | 0 | 0 |
| Disorderly Conduct | 0 | 0 |
| DUI | 1 | 0 |
| Family-Non Violent | 0 | 0 |
| Liquor Law Violations | 0 | 0 |
| Peeping Tom | 0 | 0 |
| Trespass | 0 | 0 |
| All Other Offenses | 0 | 0 |
| Total Group B | 1 | 0 |

Stark County Sheriff's Office – 2016

2016 Population Estimate **6,499**

Offense Overview

Offense Total 140
 Number Cleared 57
 Percent Cleared 40.71 %
 Group A Crimes per 100,000 population 2,154.2

Arrest Overview

Total Arrests 123
 Adult Arrests 120
 Juvenile Arrests 3
 Unknown Age 0
 Arrests per 100,000 population 1,892.6
 Average number offenses/incident 1.23

| | Offenses | | Arrests | |
|----------------------------------|------------|-----------|-----------|----------|
| | Reported | Cleared | Adult | Juvenile |
| Group A Offenses | | | | |
| Crimes Against Persons | | | | |
| Murder | 0 | 0 | 0 | 0 |
| Negligent Manslaughter | 0 | 0 | 0 | 0 |
| Kidnapping/Abduction | 0 | 0 | 0 | 0 |
| Rape | 0 | 0 | 0 | 0 |
| Sodomy | 0 | 0 | 0 | 0 |
| Sexual Assault W/Object | 0 | 0 | 0 | 0 |
| Fondling | 0 | 0 | 0 | 0 |
| Incest | 0 | 0 | 0 | 0 |
| Statutory Rape | 0 | 0 | 0 | 0 |
| Aggravated Assault | 3 | 2 | 0 | 1 |
| Simple Assault | 6 | 1 | 1 | 0 |
| Intimidation | 9 | 8 | 2 | 0 |
| Stalking | 1 | 0 | 0 | 0 |
| Commercial Sex Acts | 0 | 0 | 0 | 0 |
| Involuntary Servitude | 0 | 0 | 0 | 0 |
| Crimes Against Property | | | | |
| Arson | 0 | 0 | 0 | 0 |
| Bribery | 0 | 0 | 0 | 0 |
| Burglary | 7 | 0 | 0 | 0 |
| Counterfeiting/Forgery | 2 | 0 | 0 | 0 |
| Destruction/Damage/Vandalism | 16 | 2 | 0 | 0 |
| Embezzlement | 1 | 0 | 0 | 0 |
| Extortion/Blackmail | 0 | 0 | 0 | 0 |
| False Pretenses | 6 | 1 | 0 | 0 |
| Credit Card/ATM Fraud | 2 | 0 | 0 | 0 |
| Impersonation | 2 | 1 | 1 | 0 |
| Welfare Fraud | 0 | 0 | 0 | 0 |
| Wire Fraud | 0 | 0 | 0 | 0 |
| Identity Theft | 3 | 2 | 1 | 0 |
| Hacking/Computer Invasion | 0 | 0 | 0 | 0 |
| Motor Vehicle Theft | 13 | 5 | 2 | 0 |
| Robbery | 0 | 0 | 0 | 0 |
| Stolen Property Offenses | 1 | 0 | 0 | 0 |
| Pocket-picking | 0 | 0 | 0 | 0 |
| Purse-snatching | 0 | 0 | 0 | 0 |
| Shoplifting | 0 | 0 | 0 | 0 |
| Theft From Building | 8 | 1 | 0 | 0 |
| Theft From Coin Machine | 0 | 0 | 0 | 0 |
| Theft From Motor Vehicle | 6 | 1 | 0 | 0 |
| Theft of Motor Vehicle Parts | 3 | 0 | 0 | 0 |
| All Other Larceny | 12 | 1 | 0 | 0 |
| Crimes Against Society | | | | |
| Animal Cruelty | 0 | 0 | 0 | 0 |
| Drug/Narcotic Violations | 19 | 15 | 13 | 0 |
| Drug Equipment Violations | 16 | 14 | 10 | 0 |
| Betting/Wagering | 0 | 0 | 0 | 0 |
| Operating/Promoting Gambling | 0 | 0 | 0 | 0 |
| Gambling Equipment Violations | 0 | 0 | 0 | 0 |
| Sports Tampering | 0 | 0 | 0 | 0 |
| Pornography/Obscene Material | 1 | 0 | 0 | 0 |
| Prostitution | 0 | 0 | 0 | 0 |
| Prostitution Assisting/Promoting | 0 | 0 | 0 | 0 |
| Purchasing Prostitution | 0 | 0 | 0 | 0 |
| Weapon Law Violations | 3 | 3 | 2 | 0 |
| Total Group A Offenses | 140 | 57 | 32 | 1 |

| Domestic Incident Victims | | |
|----------------------------------|-----------|----------|
| Offense | Reported | Cleared |
| Murder | 0 | 0 |
| Aggravated Assault | 3 | 2 |
| Simple Assault | 2 | 1 |
| Intimidation | 5 | 5 |
| Stalking | 0 | 0 |
| Rape | 0 | 0 |
| Sodomy | 0 | 0 |
| Sexual Assault W/Object | 0 | 0 |
| Fondling | 0 | 0 |
| Incest | 0 | 0 |
| Statutory Rape | 0 | 0 |
| Kidnapping/Abduction | 0 | 0 |
| Total | 10 | 8 |

| Group B Arrests | | |
|---------------------------|-----------|----------|
| Offense | Adult | Juvenile |
| Bad Checks | 0 | 0 |
| Curfew/Loitering/Vagrancy | 0 | 0 |
| Disorderly Conduct | 0 | 0 |
| DUI | 41 | 0 |
| Family-Non Violent | 0 | 0 |
| Liquor Law Violations | 19 | 1 |
| Peeping Tom | 0 | 0 |
| Trespass | 0 | 0 |
| All Other Offenses | 28 | 1 |
| Total Group B | 88 | 2 |

Steele County Sheriff's Office – 2016

2016 Population Estimate 1,907

Offense Overview

Offense Total 9
 Number Cleared 7
 Percent Cleared 77.78 %
 Group A Crimes per 100,000 population 471.9

Arrest Overview

Total Arrests 34
 Adult Arrests 34
 Juvenile Arrests 0
 Unknown Age 0
 Arrests per 100,000 population 1,782.9
 Average number offenses/incident 1.13

| | Offenses | | Arrests | |
|----------------------------------|----------|----------|----------|----------|
| | Reported | Cleared | Adult | Juvenile |
| Group A Offenses | | | | |
| Crimes Against Persons | | | | |
| Murder | 0 | 0 | 0 | 0 |
| Negligent Manslaughter | 0 | 0 | 0 | 0 |
| Kidnapping/Abduction | 0 | 0 | 0 | 0 |
| Rape | 0 | 0 | 0 | 0 |
| Sodomy | 0 | 0 | 0 | 0 |
| Sexual Assault W/Object | 0 | 0 | 0 | 0 |
| Fondling | 0 | 0 | 0 | 0 |
| Incest | 0 | 0 | 0 | 0 |
| Statutory Rape | 0 | 0 | 0 | 0 |
| Aggravated Assault | 1 | 0 | 0 | 0 |
| Simple Assault | 1 | 1 | 1 | 0 |
| Intimidation | 0 | 0 | 0 | 0 |
| Stalking | 0 | 0 | 0 | 0 |
| Commercial Sex Acts | 0 | 0 | 0 | 0 |
| Involuntary Servitude | 0 | 0 | 0 | 0 |
| Crimes Against Property | | | | |
| Arson | 0 | 0 | 0 | 0 |
| Bribery | 0 | 0 | 0 | 0 |
| Burglary | 0 | 0 | 0 | 0 |
| Counterfeiting/Forgery | 0 | 0 | 0 | 0 |
| Destruction/Damage/Vandalism | 1 | 1 | 1 | 0 |
| Embezzlement | 0 | 0 | 0 | 0 |
| Extortion/Blackmail | 0 | 0 | 0 | 0 |
| False Pretenses | 0 | 0 | 0 | 0 |
| Credit Card/ATM Fraud | 0 | 0 | 0 | 0 |
| Impersonation | 0 | 0 | 0 | 0 |
| Welfare Fraud | 0 | 0 | 0 | 0 |
| Wire Fraud | 0 | 0 | 0 | 0 |
| Identity Theft | 0 | 0 | 0 | 0 |
| Hacking/Computer Invasion | 0 | 0 | 0 | 0 |
| Motor Vehicle Theft | 0 | 0 | 0 | 0 |
| Robbery | 0 | 0 | 0 | 0 |
| Stolen Property Offenses | 0 | 0 | 0 | 0 |
| Pocket-picking | 0 | 0 | 0 | 0 |
| Purse-snatching | 0 | 0 | 0 | 0 |
| Shoplifting | 0 | 0 | 0 | 0 |
| Theft From Building | 0 | 0 | 0 | 0 |
| Theft From Coin Machine | 0 | 0 | 0 | 0 |
| Theft From Motor Vehicle | 0 | 0 | 0 | 0 |
| Theft of Motor Vehicle Parts | 0 | 0 | 0 | 0 |
| All Other Larceny | 1 | 1 | 1 | 0 |
| Crimes Against Society | | | | |
| Animal Cruelty | 0 | 0 | 0 | 0 |
| Drug/Narcotic Violations | 3 | 2 | 2 | 0 |
| Drug Equipment Violations | 2 | 2 | 0 | 0 |
| Betting/Wagering | 0 | 0 | 0 | 0 |
| Operating/Promoting Gambling | 0 | 0 | 0 | 0 |
| Gambling Equipment Violations | 0 | 0 | 0 | 0 |
| Sports Tampering | 0 | 0 | 0 | 0 |
| Pornography/Obscene Material | 0 | 0 | 0 | 0 |
| Prostitution | 0 | 0 | 0 | 0 |
| Prostitution Assisting/Promoting | 0 | 0 | 0 | 0 |
| Purchasing Prostitution | 0 | 0 | 0 | 0 |
| Weapon Law Violations | 0 | 0 | 0 | 0 |
| Total Group A Offenses | 9 | 7 | 5 | 0 |

| Domestic Incident Victims | | |
|----------------------------------|----------|----------|
| Offense | Reported | Cleared |
| Murder | 0 | 0 |
| Aggravated Assault | 0 | 0 |
| Simple Assault | 0 | 0 |
| Intimidation | 0 | 0 |
| Stalking | 0 | 0 |
| Rape | 0 | 0 |
| Sodomy | 0 | 0 |
| Sexual Assault W/Object | 0 | 0 |
| Fondling | 0 | 0 |
| Incest | 0 | 0 |
| Statutory Rape | 0 | 0 |
| Kidnapping/Abduction | 0 | 0 |
| Total | 0 | 0 |

| Group B Arrests | | |
|---------------------------|-----------|----------|
| Offense | Adult | Juvenile |
| Bad Checks | 0 | 0 |
| Curfew/Loitering/Vagrancy | 0 | 0 |
| Disorderly Conduct | 3 | 0 |
| DUI | 7 | 0 |
| Family-Non Violent | 0 | 0 |
| Liquor Law Violations | 17 | 0 |
| Peeping Tom | 0 | 0 |
| Trespass | 0 | 0 |
| All Other Offenses | 2 | 0 |
| Total Group B | 29 | 0 |

Stutsman County Sheriff's Office – 2016

2016 Population Estimate 5,190

Offense Overview

Offense Total 175
 Number Cleared 85
 Percent Cleared 48.57 %
 Group A Crimes per 100,000 population 3,371.9

Arrest Overview

Total Arrests 110
 Adult Arrests 104
 Juvenile Arrests 6
 Unknown Age 0
 Arrests per 100,000 population 2,119.5
 Average number offenses/incident 1.27

| Domestic Incident Victims | | |
|---------------------------|----------|----------|
| Offense | Reported | Cleared |
| Murder | 0 | 0 |
| Aggravated Assault | 0 | 0 |
| Simple Assault | 1 | 1 |
| Intimidation | 0 | 0 |
| Stalking | 0 | 0 |
| Rape | 0 | 0 |
| Sodomy | 0 | 0 |
| Sexual Assault W/Object | 0 | 0 |
| Fondling | 0 | 0 |
| Incest | 0 | 0 |
| Statutory Rape | 0 | 0 |
| Kidnapping/Abduction | 0 | 0 |
| Total | 1 | 1 |

| Group B Arrests | | |
|---------------------------|-----------|----------|
| Offense | Adult | Juvenile |
| Bad Checks | 0 | 0 |
| Curfew/Loitering/Vagrancy | 0 | 0 |
| Disorderly Conduct | 6 | 1 |
| DUI | 16 | 0 |
| Family-Non Violent | 1 | 0 |
| Liquor Law Violations | 3 | 0 |
| Peeping Tom | 0 | 0 |
| Trespass | 2 | 0 |
| All Other Offenses | 8 | 2 |
| Total Group B | 36 | 3 |

| | Offenses | | Arrests | |
|----------------------------------|------------|-----------|-----------|----------|
| | Reported | Cleared | Adult | Juvenile |
| Group A Offenses | | | | |
| Crimes Against Persons | | | | |
| Murder | 0 | 0 | 0 | 0 |
| Negligent Manslaughter | 0 | 0 | 0 | 0 |
| Kidnapping/Abduction | 0 | 0 | 0 | 0 |
| Rape | 4 | 0 | 0 | 0 |
| Sodomy | 0 | 0 | 0 | 0 |
| Sexual Assault W/Object | 0 | 0 | 0 | 0 |
| Fondling | 1 | 0 | 0 | 0 |
| Incest | 0 | 0 | 0 | 0 |
| Statutory Rape | 0 | 0 | 0 | 0 |
| Aggravated Assault | 0 | 0 | 0 | 0 |
| Simple Assault | 21 | 15 | 12 | 0 |
| Intimidation | 5 | 5 | 2 | 0 |
| Stalking | 0 | 0 | 0 | 0 |
| Commercial Sex Acts | 0 | 0 | 0 | 0 |
| Involuntary Servitude | 0 | 0 | 0 | 0 |
| Crimes Against Property | | | | |
| Arson | 0 | 0 | 0 | 0 |
| Bribery | 0 | 0 | 0 | 0 |
| Burglary | 18 | 7 | 9 | 0 |
| Counterfeiting/Forgery | 1 | 1 | 1 | 0 |
| Destruction/Damage/Vandalism | 25 | 9 | 4 | 1 |
| Embezzlement | 0 | 0 | 0 | 0 |
| Extortion/Blackmail | 0 | 0 | 0 | 0 |
| False Pretenses | 3 | 1 | 1 | 0 |
| Credit Card/ATM Fraud | 2 | 0 | 0 | 0 |
| Impersonation | 1 | 0 | 0 | 0 |
| Welfare Fraud | 0 | 0 | 0 | 0 |
| Wire Fraud | 0 | 0 | 0 | 0 |
| Identity Theft | 0 | 0 | 0 | 0 |
| Hacking/Computer Invasion | 0 | 0 | 0 | 0 |
| Motor Vehicle Theft | 6 | 3 | 2 | 1 |
| Robbery | 0 | 0 | 0 | 0 |
| Stolen Property Offenses | 1 | 1 | 1 | 0 |
| Pocket-picking | 0 | 0 | 0 | 0 |
| Purse-snatching | 0 | 0 | 0 | 0 |
| Shoplifting | 0 | 0 | 0 | 0 |
| Theft From Building | 10 | 2 | 2 | 0 |
| Theft From Coin Machine | 0 | 0 | 0 | 0 |
| Theft From Motor Vehicle | 5 | 1 | 1 | 0 |
| Theft of Motor Vehicle Parts | 2 | 0 | 0 | 0 |
| All Other Larceny | 31 | 5 | 4 | 0 |
| Crimes Against Society | | | | |
| Animal Cruelty | 0 | 0 | 0 | 0 |
| Drug/Narcotic Violations | 20 | 18 | 20 | 0 |
| Drug Equipment Violations | 18 | 16 | 9 | 1 |
| Betting/Wagering | 0 | 0 | 0 | 0 |
| Operating/Promoting Gambling | 0 | 0 | 0 | 0 |
| Gambling Equipment Violations | 0 | 0 | 0 | 0 |
| Sports Tampering | 0 | 0 | 0 | 0 |
| Pornography/Obscene Material | 0 | 0 | 0 | 0 |
| Prostitution | 0 | 0 | 0 | 0 |
| Prostitution Assisting/Promoting | 0 | 0 | 0 | 0 |
| Purchasing Prostitution | 0 | 0 | 0 | 0 |
| Weapon Law Violations | 1 | 1 | 0 | 0 |
| Total Group A Offenses | 175 | 85 | 68 | 3 |

Towner County Sheriff's Office – 2016

2016 Population Estimate 2,227

Offense Overview

Offense Total 25
 Number Cleared 13
 Percent Cleared 52.00 %
 Group A Crimes per 100,000 population 1,122.6

Arrest Overview

Total Arrests 14
 Adult Arrests 14
 Juvenile Arrests 0
 Unknown Age 0
 Arrests per 100,000 population 628.6
 Average number offenses/incident 1.56

| | Offenses | | Arrests | |
|----------------------------------|-----------|-----------|----------|----------|
| | Reported | Cleared | Adult | Juvenile |
| Group A Offenses | | | | |
| Crimes Against Persons | | | | |
| Murder | 0 | 0 | 0 | 0 |
| Negligent Manslaughter | 0 | 0 | 0 | 0 |
| Kidnapping/Abduction | 0 | 0 | 0 | 0 |
| Rape | 0 | 0 | 0 | 0 |
| Sodomy | 0 | 0 | 0 | 0 |
| Sexual Assault W/Object | 0 | 0 | 0 | 0 |
| Fondling | 1 | 0 | 0 | 0 |
| Incest | 0 | 0 | 0 | 0 |
| Statutory Rape | 0 | 0 | 0 | 0 |
| Aggravated Assault | 0 | 0 | 0 | 0 |
| Simple Assault | 2 | 1 | 1 | 0 |
| Intimidation | 2 | 0 | 0 | 0 |
| Stalking | 0 | 0 | 0 | 0 |
| Commercial Sex Acts | 0 | 0 | 0 | 0 |
| Involuntary Servitude | 0 | 0 | 0 | 0 |
| Crimes Against Property | | | | |
| Arson | 0 | 0 | 0 | 0 |
| Bribery | 0 | 0 | 0 | 0 |
| Burglary | 4 | 0 | 0 | 0 |
| Counterfeiting/Forgery | 1 | 0 | 0 | 0 |
| Destruction/Damage/Vandalism | 0 | 0 | 0 | 0 |
| Embezzlement | 0 | 0 | 0 | 0 |
| Extortion/Blackmail | 0 | 0 | 0 | 0 |
| False Pretenses | 1 | 0 | 0 | 0 |
| Credit Card/ATM Fraud | 0 | 0 | 0 | 0 |
| Impersonation | 0 | 0 | 0 | 0 |
| Welfare Fraud | 0 | 0 | 0 | 0 |
| Wire Fraud | 0 | 0 | 0 | 0 |
| Identity Theft | 0 | 0 | 0 | 0 |
| Hacking/Computer Invasion | 0 | 0 | 0 | 0 |
| Motor Vehicle Theft | 0 | 0 | 0 | 0 |
| Robbery | 0 | 0 | 0 | 0 |
| Stolen Property Offenses | 0 | 0 | 0 | 0 |
| Pocket-picking | 0 | 0 | 0 | 0 |
| Purse-snatching | 0 | 0 | 0 | 0 |
| Shoplifting | 0 | 0 | 0 | 0 |
| Theft From Building | 0 | 0 | 0 | 0 |
| Theft From Coin Machine | 0 | 0 | 0 | 0 |
| Theft From Motor Vehicle | 0 | 0 | 0 | 0 |
| Theft of Motor Vehicle Parts | 0 | 0 | 0 | 0 |
| All Other Larceny | 2 | 0 | 0 | 0 |
| Crimes Against Society | | | | |
| Animal Cruelty | 0 | 0 | 0 | 0 |
| Drug/Narcotic Violations | 6 | 6 | 3 | 0 |
| Drug Equipment Violations | 6 | 6 | 5 | 0 |
| Betting/Wagering | 0 | 0 | 0 | 0 |
| Operating/Promoting Gambling | 0 | 0 | 0 | 0 |
| Gambling Equipment Violations | 0 | 0 | 0 | 0 |
| Sports Tampering | 0 | 0 | 0 | 0 |
| Pornography/Obscene Material | 0 | 0 | 0 | 0 |
| Prostitution | 0 | 0 | 0 | 0 |
| Prostitution Assisting/Promoting | 0 | 0 | 0 | 0 |
| Purchasing Prostitution | 0 | 0 | 0 | 0 |
| Weapon Law Violations | 0 | 0 | 0 | 0 |
| Total Group A Offenses | 25 | 13 | 9 | 0 |

| Domestic Incident Victims | | |
|----------------------------------|----------|----------|
| Offense | Reported | Cleared |
| Murder | 0 | 0 |
| Aggravated Assault | 0 | 0 |
| Simple Assault | 1 | 1 |
| Intimidation | 0 | 0 |
| Stalking | 0 | 0 |
| Rape | 0 | 0 |
| Sodomy | 0 | 0 |
| Sexual Assault W/Object | 0 | 0 |
| Fondling | 0 | 0 |
| Incest | 0 | 0 |
| Statutory Rape | 0 | 0 |
| Kidnapping/Abduction | 0 | 0 |
| Total | 1 | 1 |

| Group B Arrests | | |
|---------------------------|----------|----------|
| Offense | Adult | Juvenile |
| Bad Checks | 0 | 0 |
| Curfew/Loitering/Vagrancy | 0 | 0 |
| Disorderly Conduct | 0 | 0 |
| DUI | 2 | 0 |
| Family-Non Violent | 0 | 0 |
| Liquor Law Violations | 0 | 0 |
| Peeping Tom | 0 | 0 |
| Trespass | 0 | 0 |
| All Other Offenses | 3 | 0 |
| Total Group B | 5 | 0 |

Trail County Sheriff's Office – 2016

2016 Population Estimate 6,233

Offense Overview

| | |
|---------------------------------------|---------|
| Offense Total | 131 |
| Number Cleared | 48 |
| Percent Cleared | 36.64 % |
| Group A Crimes per 100,000 population | 2,101.7 |

Arrest Overview

| | |
|----------------------------------|---------|
| Total Arrests | 104 |
| Adult Arrests | 100 |
| Juvenile Arrests | 4 |
| Unknown Age | 0 |
| Arrests per 100,000 population | 1,668.5 |
| Average number offenses/incident | 1.14 |

| | Offenses | | Arrests | |
|----------------------------------|------------|-----------|-----------|----------|
| | Reported | Cleared | Adult | Juvenile |
| Group A Offenses | | | | |
| Crimes Against Persons | | | | |
| Murder | 0 | 0 | 0 | 0 |
| Negligent Manslaughter | 0 | 0 | 0 | 0 |
| Kidnapping/Abduction | 0 | 0 | 0 | 0 |
| Rape | 0 | 0 | 0 | 0 |
| Sodomy | 0 | 0 | 0 | 0 |
| Sexual Assault W/Object | 1 | 0 | 0 | 0 |
| Fondling | 2 | 0 | 0 | 0 |
| Incest | 0 | 0 | 0 | 0 |
| Statutory Rape | 1 | 0 | 1 | 0 |
| Aggravated Assault | 1 | 1 | 1 | 0 |
| Simple Assault | 18 | 17 | 15 | 0 |
| Intimidation | 3 | 3 | 1 | 0 |
| Stalking | 4 | 1 | 1 | 0 |
| Commercial Sex Acts | 0 | 0 | 0 | 0 |
| Involuntary Servitude | 0 | 0 | 0 | 0 |
| Crimes Against Property | | | | |
| Arson | 1 | 0 | 0 | 0 |
| Bribery | 0 | 0 | 0 | 0 |
| Burglary | 16 | 4 | 4 | 0 |
| Counterfeiting/Forgery | 3 | 3 | 4 | 0 |
| Destruction/Damage/Vandalism | 18 | 0 | 0 | 0 |
| Embezzlement | 0 | 0 | 0 | 0 |
| Extortion/Blackmail | 0 | 0 | 0 | 0 |
| False Pretenses | 0 | 0 | 0 | 0 |
| Credit Card/ATM Fraud | 1 | 0 | 0 | 0 |
| Impersonation | 0 | 0 | 0 | 0 |
| Welfare Fraud | 0 | 0 | 0 | 0 |
| Wire Fraud | 2 | 0 | 0 | 0 |
| Identity Theft | 0 | 0 | 0 | 0 |
| Hacking/Computer Invasion | 0 | 0 | 0 | 0 |
| Motor Vehicle Theft | 4 | 1 | 1 | 0 |
| Robbery | 1 | 0 | 0 | 0 |
| Stolen Property Offenses | 2 | 1 | 1 | 0 |
| Pocket-picking | 0 | 0 | 0 | 0 |
| Purse-snatching | 0 | 0 | 0 | 0 |
| Shoplifting | 0 | 0 | 0 | 0 |
| Theft From Building | 13 | 0 | 0 | 0 |
| Theft From Coin Machine | 0 | 0 | 0 | 0 |
| Theft From Motor Vehicle | 2 | 0 | 0 | 0 |
| Theft of Motor Vehicle Parts | 1 | 0 | 0 | 0 |
| All Other Larceny | 23 | 3 | 3 | 0 |
| Crimes Against Society | | | | |
| Animal Cruelty | 0 | 0 | 0 | 0 |
| Drug/Narcotic Violations | 6 | 6 | 5 | 1 |
| Drug Equipment Violations | 8 | 8 | 6 | 0 |
| Betting/Wagering | 0 | 0 | 0 | 0 |
| Operating/Promoting Gambling | 0 | 0 | 0 | 0 |
| Gambling Equipment Violations | 0 | 0 | 0 | 0 |
| Sports Tampering | 0 | 0 | 0 | 0 |
| Pornography/Obscene Material | 0 | 0 | 0 | 0 |
| Prostitution | 0 | 0 | 0 | 0 |
| Prostitution Assisting/Promoting | 0 | 0 | 0 | 0 |
| Purchasing Prostitution | 0 | 0 | 0 | 0 |
| Weapon Law Violations | 0 | 0 | 0 | 0 |
| Total Group A Offenses | 131 | 48 | 43 | 1 |

| Domestic Incident Victims | | |
|---------------------------|-----------|-----------|
| Offense | Reported | Cleared |
| Murder | 0 | 0 |
| Aggravated Assault | 1 | 1 |
| Simple Assault | 12 | 11 |
| Intimidation | 0 | 0 |
| Stalking | 3 | 1 |
| Rape | 0 | 0 |
| Sodomy | 0 | 0 |
| Sexual Assault W/Object | 1 | 0 |
| Fondling | 0 | 0 |
| Incest | 0 | 0 |
| Statutory Rape | 0 | 0 |
| Kidnapping/Abduction | 0 | 0 |
| Total | 17 | 13 |

| Group B Arrests | | |
|---------------------------|-----------|----------|
| Offense | Adult | Juvenile |
| Bad Checks | 0 | 0 |
| Curfew/Loitering/Vagrancy | 0 | 0 |
| Disorderly Conduct | 5 | 0 |
| DUI | 28 | 0 |
| Family-Non Violent | 0 | 3 |
| Liquor Law Violations | 10 | 0 |
| Peeping Tom | 0 | 0 |
| Trespass | 4 | 0 |
| All Other Offenses | 10 | 0 |
| Total Group B | 57 | 3 |

Walsh County Sheriff's Office – 2016

2016 Population Estimate **6,369**

Offense Overview

Offense Total **245**
 Number Cleared **83**
 Percent Cleared **33.88 %**
 Group A Crimes per 100,000 population **3,846.8**

Arrest Overview

Total Arrests **150**
 Adult Arrests **109**
 Juvenile Arrests **41**
 Unknown Age **0**
 Arrests per 100,000 population **2,355.2**
 Average number offenses/incident **1.23**

| | Offenses | | Arrests | |
|----------------------------------|------------|-----------|-----------|-----------|
| | Reported | Cleared | Adult | Juvenile |
| Group A Offenses | | | | |
| Crimes Against Persons | | | | |
| Murder | 0 | 0 | 0 | 0 |
| Negligent Manslaughter | 0 | 0 | 0 | 0 |
| Kidnapping/Abduction | 0 | 0 | 0 | 0 |
| Rape | 1 | 1 | 0 | 0 |
| Sodomy | 0 | 0 | 0 | 0 |
| Sexual Assault W/Object | 0 | 0 | 0 | 0 |
| Fondling | 5 | 0 | 0 | 0 |
| Incest | 0 | 0 | 0 | 0 |
| Statutory Rape | 0 | 0 | 0 | 0 |
| Aggravated Assault | 6 | 5 | 4 | 1 |
| Simple Assault | 38 | 17 | 13 | 0 |
| Intimidation | 19 | 8 | 1 | 2 |
| Stalking | 0 | 0 | 0 | 0 |
| Commercial Sex Acts | 0 | 0 | 0 | 0 |
| Involuntary Servitude | 0 | 0 | 0 | 0 |
| Crimes Against Property | | | | |
| Arson | 1 | 1 | 0 | 0 |
| Bribery | 0 | 0 | 0 | 0 |
| Burglary | 12 | 2 | 3 | 0 |
| Counterfeiting/Forgery | 5 | 0 | 0 | 0 |
| Destruction/Damage/Vandalism | 37 | 12 | 5 | 11 |
| Embezzlement | 1 | 1 | 0 | 0 |
| Extortion/Blackmail | 1 | 0 | 0 | 0 |
| False Pretenses | 1 | 0 | 0 | 0 |
| Credit Card/ATM Fraud | 1 | 1 | 0 | 0 |
| Impersonation | 4 | 0 | 0 | 0 |
| Welfare Fraud | 0 | 0 | 0 | 0 |
| Wire Fraud | 0 | 0 | 0 | 0 |
| Identity Theft | 0 | 0 | 0 | 0 |
| Hacking/Computer Invasion | 0 | 0 | 0 | 0 |
| Motor Vehicle Theft | 5 | 0 | 0 | 0 |
| Robbery | 0 | 0 | 0 | 0 |
| Stolen Property Offenses | 2 | 1 | 0 | 0 |
| Pocket-picking | 0 | 0 | 0 | 0 |
| Purse-snatching | 0 | 0 | 0 | 0 |
| Shoplifting | 2 | 1 | 0 | 1 |
| Theft From Building | 3 | 0 | 0 | 0 |
| Theft From Coin Machine | 0 | 0 | 0 | 0 |
| Theft From Motor Vehicle | 7 | 0 | 0 | 0 |
| Theft of Motor Vehicle Parts | 3 | 0 | 0 | 0 |
| All Other Larceny | 61 | 7 | 2 | 2 |
| Crimes Against Society | | | | |
| Animal Cruelty | 0 | 0 | 0 | 0 |
| Drug/Narcotic Violations | 14 | 13 | 11 | 1 |
| Drug Equipment Violations | 13 | 13 | 6 | 0 |
| Betting/Wagering | 0 | 0 | 0 | 0 |
| Operating/Promoting Gambling | 0 | 0 | 0 | 0 |
| Gambling Equipment Violations | 0 | 0 | 0 | 0 |
| Sports Tampering | 0 | 0 | 0 | 0 |
| Pornography/Obscene Material | 1 | 0 | 0 | 0 |
| Prostitution | 0 | 0 | 0 | 0 |
| Prostitution Assisting/Promoting | 0 | 0 | 0 | 0 |
| Purchasing Prostitution | 0 | 0 | 0 | 0 |
| Weapon Law Violations | 2 | 0 | 0 | 0 |
| Total Group A Offenses | 245 | 83 | 45 | 18 |

| Domestic Incident Victims | | |
|----------------------------------|-----------|-----------|
| Offense | Reported | Cleared |
| Murder | 0 | 0 |
| Aggravated Assault | 1 | 1 |
| Simple Assault | 11 | 7 |
| Intimidation | 5 | 2 |
| Stalking | 0 | 0 |
| Rape | 0 | 0 |
| Sodomy | 0 | 0 |
| Sexual Assault W/Object | 0 | 0 |
| Fondling | 1 | 0 |
| Incest | 0 | 0 |
| Statutory Rape | 0 | 0 |
| Kidnapping/Abduction | 0 | 0 |
| Total | 18 | 10 |

| Group B Arrests | | |
|---------------------------|-----------|-----------|
| Offense | Adult | Juvenile |
| Bad Checks | 0 | 0 |
| Curfew/Loitering/Vagrancy | 0 | 0 |
| Disorderly Conduct | 4 | 16 |
| DUI | 30 | 0 |
| Family-Non Violent | 0 | 0 |
| Liquor Law Violations | 19 | 7 |
| Peeping Tom | 0 | 0 |
| Trespass | 0 | 0 |
| All Other Offenses | 11 | 0 |
| Total Group B | 64 | 23 |

Ward County Sheriff's Office – 2016

2016 Population Estimate 16,034

Offense Overview

Offense Total 659
 Number Cleared 264
 Percent Cleared 40.06 %
 Group A Crimes per 100,000
 population 4,110.0

Arrest Overview

Total Arrests 390
 Adult Arrests 325
 Juvenile Arrests 65
 Unknown Age 0
 Arrests per 100,000 population 2,432.3
 Average number offenses/incident 1.27

| | Offenses | | Arrests | |
|----------------------------------|------------|------------|------------|-----------|
| | Reported | Cleared | Adult | Juvenile |
| Group A Offenses | | | | |
| Crimes Against Persons | | | | |
| Murder | 0 | 0 | 0 | 0 |
| Negligent Manslaughter | 0 | 0 | 0 | 0 |
| Kidnapping/Abduction | 2 | 1 | 0 | 0 |
| Rape | 3 | 2 | 1 | 0 |
| Sodomy | 3 | 0 | 0 | 0 |
| Sexual Assault W/Object | 0 | 0 | 0 | 0 |
| Fondling | 12 | 3 | 0 | 0 |
| Incest | 0 | 0 | 0 | 0 |
| Statutory Rape | 4 | 0 | 0 | 0 |
| Aggravated Assault | 17 | 9 | 7 | 0 |
| Simple Assault | 96 | 62 | 30 | 14 |
| Intimidation | 7 | 4 | 0 | 1 |
| Stalking | 2 | 1 | 0 | 0 |
| Commercial Sex Acts | 0 | 0 | 0 | 0 |
| Involuntary Servitude | 0 | 0 | 0 | 0 |
| Crimes Against Property | | | | |
| Arson | 0 | 0 | 0 | 0 |
| Bribery | 0 | 0 | 0 | 0 |
| Burglary | 87 | 10 | 9 | 0 |
| Counterfeiting/Forgery | 9 | 0 | 0 | 0 |
| Destruction/Damage/Vandalism | 58 | 12 | 3 | 4 |
| Embezzlement | 4 | 2 | 0 | 0 |
| Extortion/Blackmail | 0 | 0 | 0 | 0 |
| False Pretenses | 13 | 3 | 2 | 1 |
| Credit Card/ATM Fraud | 9 | 2 | 0 | 0 |
| Impersonation | 4 | 0 | 0 | 0 |
| Welfare Fraud | 0 | 0 | 0 | 0 |
| Wire Fraud | 2 | 0 | 0 | 0 |
| Identity Theft | 0 | 0 | 0 | 0 |
| Hacking/Computer Invasion | 0 | 0 | 0 | 0 |
| Motor Vehicle Theft | 53 | 9 | 7 | 0 |
| Robbery | 6 | 2 | 2 | 0 |
| Stolen Property Offenses | 18 | 11 | 3 | 1 |
| Pocket-picking | 0 | 0 | 0 | 0 |
| Purse-snatching | 0 | 0 | 0 | 0 |
| Shoplifting | 5 | 4 | 2 | 1 |
| Theft From Building | 2 | 0 | 0 | 0 |
| Theft From Coin Machine | 0 | 0 | 0 | 0 |
| Theft From Motor Vehicle | 28 | 2 | 0 | 0 |
| Theft of Motor Vehicle Parts | 7 | 1 | 0 | 0 |
| All Other Larceny | 62 | 3 | 5 | 0 |
| Crimes Against Society | | | | |
| Animal Cruelty | 2 | 0 | 0 | 0 |
| Drug/Narcotic Violations | 70 | 60 | 43 | 2 |
| Drug Equipment Violations | 58 | 54 | 19 | 0 |
| Betting/Wagering | 0 | 0 | 0 | 0 |
| Operating/Promoting Gambling | 1 | 0 | 0 | 0 |
| Gambling Equipment Violations | 0 | 0 | 0 | 0 |
| Sports Tampering | 0 | 0 | 0 | 0 |
| Pornography/Obscene Material | 4 | 0 | 0 | 0 |
| Prostitution | 0 | 0 | 0 | 0 |
| Prostitution Assisting/Promoting | 0 | 0 | 0 | 0 |
| Purchasing Prostitution | 0 | 0 | 0 | 0 |
| Weapon Law Violations | 11 | 7 | 4 | 0 |
| Total Group A Offenses | 659 | 264 | 137 | 24 |

| Domestic Incident Victims | | |
|----------------------------------|-----------|-----------|
| Offense | Reported | Cleared |
| Murder | 0 | 0 |
| Aggravated Assault | 6 | 5 |
| Simple Assault | 48 | 37 |
| Intimidation | 4 | 4 |
| Stalking | 0 | 0 |
| Rape | 1 | 1 |
| Sodomy | 1 | 0 |
| Sexual Assault W/Object | 0 | 0 |
| Fondling | 0 | 0 |
| Incest | 0 | 0 |
| Statutory Rape | 0 | 0 |
| Kidnapping/Abduction | 0 | 0 |
| Total | 60 | 47 |

| Group B Arrests | | |
|---------------------------|------------|-----------|
| Offense | Adult | Juvenile |
| Bad Checks | 0 | 0 |
| Curfew/Loitering/Vagrancy | 0 | 0 |
| Disorderly Conduct | 4 | 9 |
| DUI | 110 | 0 |
| Family-Non Violent | 0 | 0 |
| Liquor Law Violations | 36 | 15 |
| Peeping Tom | 0 | 0 |
| Trespass | 5 | 1 |
| All Other Offenses | 33 | 16 |
| Total Group B | 188 | 41 |

Wells County Sheriff's Office – 2016

| 2016 Population Estimate | | 1,815 | Offenses | | Arrests | | |
|---------------------------------------|---------|----------------------------------|-----------|-----------|-----------|----------|----------|
| Offense Overview | | Group A Offenses | | Reported | Cleared | Adult | Juvenile |
| Offense Total | 37 | Crimes Against Persons | | | | | |
| Number Cleared | 25 | Murder | 0 | 0 | 0 | 0 | |
| Percent Cleared | 67.57 % | Negligent Manslaughter | 0 | 0 | 0 | 0 | |
| Group A Crimes per 100,000 population | 2,038.6 | Kidnapping/Abduction | 0 | 0 | 0 | 0 | |
| | | Rape | 0 | 0 | 0 | 0 | |
| | | Sodomy | 0 | 0 | 0 | 0 | |
| | | Sexual Assault W/Object | 0 | 0 | 0 | 0 | |
| | | Fondling | 0 | 0 | 0 | 0 | |
| | | Incest | 0 | 0 | 0 | 0 | |
| | | Statutory Rape | 0 | 0 | 0 | 0 | |
| | | Aggravated Assault | 2 | 1 | 1 | 0 | |
| | | Simple Assault | 11 | 8 | 4 | 0 | |
| | | Intimidation | 0 | 0 | 0 | 0 | |
| | | Stalking | 0 | 0 | 0 | 0 | |
| | | Commercial Sex Acts | 0 | 0 | 0 | 0 | |
| | | Involuntary Servitude | 0 | 0 | 0 | 0 | |
| | | Crimes Against Property | | | | | |
| | | Arson | 0 | 0 | 0 | 0 | |
| | | Bribery | 0 | 0 | 0 | 0 | |
| | | Burglary | 0 | 0 | 0 | 0 | |
| | | Counterfeiting/Forgery | 0 | 0 | 0 | 0 | |
| | | Destruction/Damage/Vandalism | 4 | 2 | 1 | 0 | |
| | | Embezzlement | 0 | 0 | 0 | 0 | |
| | | Extortion/Blackmail | 0 | 0 | 0 | 0 | |
| | | False Pretenses | 0 | 0 | 0 | 0 | |
| | | Credit Card/ATM Fraud | 0 | 0 | 0 | 0 | |
| | | Impersonation | 0 | 0 | 0 | 0 | |
| | | Welfare Fraud | 0 | 0 | 0 | 0 | |
| | | Wire Fraud | 0 | 0 | 0 | 0 | |
| | | Identity Theft | 0 | 0 | 0 | 0 | |
| | | Hacking/Computer Invasion | 0 | 0 | 0 | 0 | |
| | | Motor Vehicle Theft | 2 | 1 | 2 | 0 | |
| | | Robbery | 0 | 0 | 0 | 0 | |
| | | Stolen Property Offenses | 0 | 0 | 0 | 0 | |
| | | Pocket-picking | 0 | 0 | 0 | 0 | |
| | | Purse-snatching | 0 | 0 | 0 | 0 | |
| | | Shoplifting | 0 | 0 | 0 | 0 | |
| | | Theft From Building | 0 | 0 | 0 | 0 | |
| | | Theft From Coin Machine | 0 | 0 | 0 | 0 | |
| | | Theft From Motor Vehicle | 0 | 0 | 0 | 0 | |
| | | Theft of Motor Vehicle Parts | 0 | 0 | 0 | 0 | |
| | | All Other Larceny | 2 | 0 | 0 | 0 | |
| | | Crimes Against Society | | | | | |
| | | Animal Cruelty | 0 | 0 | 0 | 0 | |
| | | Drug/Narcotic Violations | 9 | 8 | 15 | 0 | |
| | | Drug Equipment Violations | 7 | 5 | 2 | 0 | |
| | | Betting/Wagering | 0 | 0 | 0 | 0 | |
| | | Operating/Promoting Gambling | 0 | 0 | 0 | 0 | |
| | | Gambling Equipment Violations | 0 | 0 | 0 | 0 | |
| | | Sports Tampering | 0 | 0 | 0 | 0 | |
| | | Pornography/Obscene Material | 0 | 0 | 0 | 0 | |
| | | Prostitution | 0 | 0 | 0 | 0 | |
| | | Prostitution Assisting/Promoting | 0 | 0 | 0 | 0 | |
| | | Purchasing Prostitution | 0 | 0 | 0 | 0 | |
| | | Weapon Law Violations | 0 | 0 | 0 | 0 | |
| | | Total Group A Offenses | 37 | 25 | 25 | 0 | |

| Domestic Incident Victims | | Reported | Cleared |
|---------------------------|-----------|----------|---------|
| Offense | | | |
| Murder | 0 | 0 | |
| Aggravated Assault | 1 | 1 | |
| Simple Assault | 9 | 8 | |
| Intimidation | 0 | 0 | |
| Stalking | 0 | 0 | |
| Rape | 0 | 0 | |
| Sodomy | 0 | 0 | |
| Sexual Assault W/Object | 0 | 0 | |
| Fondling | 0 | 0 | |
| Incest | 0 | 0 | |
| Statutory Rape | 0 | 0 | |
| Kidnapping/Abduction | 0 | 0 | |
| Total | 10 | 9 | |

| Group B Arrests | | |
|---------------------------|-----------|----------|
| Offense | Adult | Juvenile |
| Bad Checks | 0 | 0 |
| Curfew/Loitering/Vagrancy | 0 | 0 |
| Disorderly Conduct | 0 | 0 |
| DUI | 11 | 0 |
| Family-Non Violent | 0 | 0 |
| Liquor Law Violations | 5 | 0 |
| Peeping Tom | 0 | 0 |
| Trespass | 1 | 0 |
| All Other Offenses | 2 | 0 |
| Total Group B | 19 | 0 |

Williams County Sheriff's Office – 2016

2016 Population Estimate 5,264

Offense Overview

Offense Total 517
 Number Cleared 188
 Percent Cleared 36.36 %
 Group A Crimes per 100,000 population 9,821.4

Arrest Overview

Total Arrests 264
 Adult Arrests 248
 Juvenile Arrests 16
 Unknown Age 0
 Arrests per 100,000 population 5,015.2
 Average number offenses/incident 1.25

| Domestic Incident Victims | | |
|---------------------------|-----------|-----------|
| Offense | Reported | Cleared |
| Murder | 0 | 0 |
| Aggravated Assault | 3 | 3 |
| Simple Assault | 27 | 22 |
| Intimidation | 1 | 1 |
| Stalking | 0 | 0 |
| Rape | 0 | 0 |
| Sodomy | 0 | 0 |
| Sexual Assault W/Object | 0 | 0 |
| Fondling | 0 | 0 |
| Incest | 0 | 0 |
| Statutory Rape | 0 | 0 |
| Kidnapping/Abduction | 0 | 0 |
| Total | 31 | 26 |

| Group B Arrests | | |
|---------------------------|------------|----------|
| Offense | Adult | Juvenile |
| Bad Checks | 0 | 0 |
| Curfew/Loitering/Vagrancy | 0 | 0 |
| Disorderly Conduct | 2 | 3 |
| DUI | 68 | 1 |
| Family-Non Violent | 0 | 0 |
| Liquor Law Violations | 27 | 5 |
| Peeping Tom | 0 | 0 |
| Trespass | 3 | 0 |
| All Other Offenses | 21 | 0 |
| Total Group B | 121 | 9 |

| | Offenses | | Arrests | |
|----------------------------------|------------|------------|------------|----------|
| | Reported | Cleared | Adult | Juvenile |
| Group A Offenses | | | | |
| Crimes Against Persons | | | | |
| Murder | 0 | 0 | 0 | 0 |
| Negligent Manslaughter | 0 | 0 | 0 | 0 |
| Kidnapping/Abduction | 0 | 0 | 0 | 0 |
| Rape | 2 | 1 | 0 | 0 |
| Sodomy | 1 | 0 | 0 | 0 |
| Sexual Assault W/Object | 0 | 0 | 0 | 0 |
| Fondling | 8 | 3 | 2 | 0 |
| Incest | 2 | 0 | 0 | 0 |
| Statutory Rape | 7 | 3 | 1 | 0 |
| Aggravated Assault | 13 | 11 | 11 | 0 |
| Simple Assault | 34 | 27 | 20 | 0 |
| Intimidation | 18 | 12 | 5 | 0 |
| Stalking | 0 | 0 | 0 | 0 |
| Commercial Sex Acts | 0 | 0 | 0 | 0 |
| Involuntary Servitude | 0 | 0 | 0 | 0 |
| Crimes Against Property | | | | |
| Arson | 0 | 0 | 0 | 0 |
| Bribery | 0 | 0 | 0 | 0 |
| Burglary | 60 | 5 | 3 | 0 |
| Counterfeiting/Forgery | 2 | 0 | 0 | 0 |
| Destruction/Damage/Vandalism | 65 | 11 | 5 | 0 |
| Embezzlement | 1 | 0 | 0 | 0 |
| Extortion/Blackmail | 0 | 0 | 0 | 0 |
| False Pretenses | 4 | 0 | 1 | 0 |
| Credit Card/ATM Fraud | 1 | 0 | 0 | 0 |
| Impersonation | 7 | 0 | 0 | 0 |
| Welfare Fraud | 0 | 0 | 0 | 0 |
| Wire Fraud | 0 | 0 | 0 | 0 |
| Identity Theft | 0 | 0 | 0 | 0 |
| Hacking/Computer Invasion | 0 | 0 | 0 | 0 |
| Motor Vehicle Theft | 42 | 11 | 2 | 0 |
| Robbery | 0 | 0 | 0 | 0 |
| Stolen Property Offenses | 10 | 6 | 5 | 0 |
| Pocket-picking | 0 | 0 | 0 | 0 |
| Purse-snatching | 0 | 0 | 0 | 0 |
| Shoplifting | 1 | 0 | 0 | 0 |
| Theft From Building | 2 | 0 | 0 | 0 |
| Theft From Coin Machine | 0 | 0 | 0 | 0 |
| Theft From Motor Vehicle | 3 | 1 | 0 | 0 |
| Theft of Motor Vehicle Parts | 2 | 0 | 0 | 0 |
| All Other Larceny | 139 | 11 | 6 | 0 |
| Crimes Against Society | | | | |
| Animal Cruelty | 2 | 0 | 0 | 0 |
| Drug/Narcotic Violations | 52 | 48 | 47 | 4 |
| Drug Equipment Violations | 34 | 33 | 15 | 3 |
| Betting/Wagering | 0 | 0 | 0 | 0 |
| Operating/Promoting Gambling | 0 | 0 | 0 | 0 |
| Gambling Equipment Violations | 0 | 0 | 0 | 0 |
| Sports Tampering | 0 | 0 | 0 | 0 |
| Pornography/Obscene Material | 0 | 0 | 0 | 0 |
| Prostitution | 0 | 0 | 0 | 0 |
| Prostitution Assisting/Promoting | 0 | 0 | 0 | 0 |
| Purchasing Prostitution | 0 | 0 | 0 | 0 |
| Weapon Law Violations | 5 | 5 | 4 | 0 |
| Total Group A Offenses | 517 | 188 | 127 | 7 |

REPORTING POLICE DEPARTMENTS

Arnegard Police Department – 2016

2016 Population Estimate 129

Offense Overview

Offense Total 18
 Number Cleared 5
 Percent Cleared 27.78 %
 Group A Crimes per 100,000
 population 13,953.5

Arrest Overview

Total Arrests 19
 Adult Arrests 19
 Juvenile Arrests 0
 Unknown Age 0
 Arrests per 100,000 population 14,728.7
 Average number offenses/incident 1.20

| Domestic Incident Victims | | |
|---------------------------|----------|----------|
| Offense | Reported | Cleared |
| Murder | 0 | 0 |
| Aggravated Assault | 0 | 0 |
| Simple Assault | 0 | 0 |
| Intimidation | 0 | 0 |
| Stalking | 0 | 0 |
| Rape | 0 | 0 |
| Sodomy | 0 | 0 |
| Sexual Assault W/Object | 0 | 0 |
| Fondling | 0 | 0 |
| Incest | 0 | 0 |
| Statutory Rape | 0 | 0 |
| Kidnapping/Abduction | 0 | 0 |
| Total | 0 | 0 |

| Group B Arrests | | |
|---------------------------|-----------|----------|
| Offense | Adult | Juvenile |
| Bad Checks | 0 | 0 |
| Curfew/Loitering/Vagrancy | 0 | 0 |
| Disorderly Conduct | 1 | 0 |
| DUI | 2 | 0 |
| Family-Non Violent | 0 | 0 |
| Liquor Law Violations | 0 | 0 |
| Peeping Tom | 0 | 0 |
| Trespass | 0 | 0 |
| All Other Offenses | 12 | 0 |
| Total Group B | 15 | 0 |

| | Offenses | | Arrests | |
|----------------------------------|-----------|----------|----------|----------|
| | Reported | Cleared | Adult | Juvenile |
| Group A Offenses | | | | |
| Crimes Against Persons | | | | |
| Murder | 0 | 0 | 0 | 0 |
| Negligent Manslaughter | 0 | 0 | 0 | 0 |
| Kidnapping/Abduction | 0 | 0 | 0 | 0 |
| Rape | 0 | 0 | 0 | 0 |
| Sodomy | 0 | 0 | 0 | 0 |
| Sexual Assault W/Object | 0 | 0 | 0 | 0 |
| Fondling | 0 | 0 | 0 | 0 |
| Incest | 0 | 0 | 0 | 0 |
| Statutory Rape | 0 | 0 | 0 | 0 |
| Aggravated Assault | 0 | 0 | 0 | 0 |
| Simple Assault | 0 | 0 | 0 | 0 |
| Intimidation | 1 | 0 | 0 | 0 |
| Stalking | 1 | 0 | 0 | 0 |
| Commercial Sex Acts | 0 | 0 | 0 | 0 |
| Involuntary Servitude | 0 | 0 | 0 | 0 |
| Crimes Against Property | | | | |
| Arson | 0 | 0 | 0 | 0 |
| Bribery | 0 | 0 | 0 | 0 |
| Burglary | 1 | 0 | 0 | 0 |
| Counterfeiting/Forgery | 0 | 0 | 0 | 0 |
| Destruction/Damage/Vandalism | 4 | 0 | 0 | 0 |
| Embezzlement | 0 | 0 | 0 | 0 |
| Extortion/Blackmail | 0 | 0 | 0 | 0 |
| False Pretenses | 1 | 1 | 1 | 0 |
| Credit Card/ATM Fraud | 0 | 0 | 0 | 0 |
| Impersonation | 0 | 0 | 0 | 0 |
| Welfare Fraud | 0 | 0 | 0 | 0 |
| Wire Fraud | 0 | 0 | 0 | 0 |
| Identity Theft | 0 | 0 | 0 | 0 |
| Hacking/Computer Invasion | 0 | 0 | 0 | 0 |
| Motor Vehicle Theft | 1 | 0 | 0 | 0 |
| Robbery | 0 | 0 | 0 | 0 |
| Stolen Property Offenses | 0 | 0 | 0 | 0 |
| Pocket-picking | 0 | 0 | 0 | 0 |
| Purse-snatching | 0 | 0 | 0 | 0 |
| Shoplifting | 0 | 0 | 0 | 0 |
| Theft From Building | 1 | 0 | 0 | 0 |
| Theft From Coin Machine | 0 | 0 | 0 | 0 |
| Theft From Motor Vehicle | 0 | 0 | 0 | 0 |
| Theft of Motor Vehicle Parts | 0 | 0 | 0 | 0 |
| All Other Larceny | 2 | 0 | 0 | 0 |
| Crimes Against Society | | | | |
| Animal Cruelty | 0 | 0 | 0 | 0 |
| Drug/Narcotic Violations | 3 | 2 | 2 | 0 |
| Drug Equipment Violations | 3 | 2 | 1 | 0 |
| Betting/Wagering | 0 | 0 | 0 | 0 |
| Operating/Promoting Gambling | 0 | 0 | 0 | 0 |
| Gambling Equipment Violations | 0 | 0 | 0 | 0 |
| Sports Tampering | 0 | 0 | 0 | 0 |
| Pornography/Obscene Material | 0 | 0 | 0 | 0 |
| Prostitution | 0 | 0 | 0 | 0 |
| Prostitution Assisting/Promoting | 0 | 0 | 0 | 0 |
| Purchasing Prostitution | 0 | 0 | 0 | 0 |
| Weapon Law Violations | 0 | 0 | 0 | 0 |
| Total Group A Offenses | 18 | 5 | 4 | 0 |

Belfield Police Department – 2016

2016 Population Estimate 1,115

Offense Overview

Offense Total 69
 Number Cleared 36
 Percent Cleared 52.17 %
 Group A Crimes per 100,000 population 6,188.3

Arrest Overview

Total Arrests 45
 Adult Arrests 44
 Juvenile Arrests 1
 Unknown Age 0
 Arrests per 100,000 population 4,035.9
 Average number offenses/incident 1.41

| | Offenses | | Arrests | |
|----------------------------------|-----------|-----------|-----------|----------|
| | Reported | Cleared | Adult | Juvenile |
| Group A Offenses | | | | |
| Crimes Against Persons | | | | |
| Murder | 0 | 0 | 0 | 0 |
| Negligent Manslaughter | 0 | 0 | 0 | 0 |
| Kidnapping/Abduction | 0 | 0 | 0 | 0 |
| Rape | 0 | 0 | 0 | 0 |
| Sodomy | 0 | 0 | 0 | 0 |
| Sexual Assault W/Object | 0 | 0 | 0 | 0 |
| Fondling | 2 | 0 | 0 | 0 |
| Incest | 0 | 0 | 0 | 0 |
| Statutory Rape | 0 | 0 | 0 | 0 |
| Aggravated Assault | 0 | 0 | 0 | 0 |
| Simple Assault | 4 | 2 | 1 | 0 |
| Intimidation | 3 | 2 | 1 | 0 |
| Stalking | 0 | 0 | 0 | 0 |
| Commercial Sex Acts | 0 | 0 | 0 | 0 |
| Involuntary Servitude | 0 | 0 | 0 | 0 |
| Crimes Against Property | | | | |
| Arson | 0 | 0 | 0 | 0 |
| Bribery | 0 | 0 | 0 | 0 |
| Burglary | 2 | 0 | 0 | 0 |
| Counterfeiting/Forgery | 0 | 0 | 0 | 0 |
| Destruction/Damage/Vandalism | 9 | 2 | 1 | 0 |
| Embezzlement | 0 | 0 | 0 | 0 |
| Extortion/Blackmail | 0 | 0 | 0 | 0 |
| False Pretenses | 2 | 0 | 0 | 0 |
| Credit Card/ATM Fraud | 0 | 0 | 0 | 0 |
| Impersonation | 0 | 0 | 0 | 0 |
| Welfare Fraud | 0 | 0 | 0 | 0 |
| Wire Fraud | 0 | 0 | 0 | 0 |
| Identity Theft | 0 | 0 | 0 | 0 |
| Hacking/Computer Invasion | 0 | 0 | 0 | 0 |
| Motor Vehicle Theft | 3 | 0 | 0 | 0 |
| Robbery | 0 | 0 | 0 | 0 |
| Stolen Property Offenses | 0 | 0 | 0 | 0 |
| Pocket-picking | 0 | 0 | 0 | 0 |
| Purse-snatching | 0 | 0 | 0 | 0 |
| Shoplifting | 0 | 0 | 0 | 0 |
| Theft From Building | 4 | 0 | 0 | 0 |
| Theft From Coin Machine | 0 | 0 | 0 | 0 |
| Theft From Motor Vehicle | 0 | 0 | 0 | 0 |
| Theft of Motor Vehicle Parts | 0 | 0 | 0 | 0 |
| All Other Larceny | 5 | 0 | 0 | 0 |
| Crimes Against Society | | | | |
| Animal Cruelty | 0 | 0 | 0 | 0 |
| Drug/Narcotic Violations | 16 | 13 | 19 | 0 |
| Drug Equipment Violations | 16 | 15 | 5 | 0 |
| Betting/Wagering | 0 | 0 | 0 | 0 |
| Operating/Promoting Gambling | 0 | 0 | 0 | 0 |
| Gambling Equipment Violations | 0 | 0 | 0 | 0 |
| Sports Tampering | 0 | 0 | 0 | 0 |
| Pornography/Obscene Material | 0 | 0 | 0 | 0 |
| Prostitution | 0 | 0 | 0 | 0 |
| Prostitution Assisting/Promoting | 0 | 0 | 0 | 0 |
| Purchasing Prostitution | 0 | 0 | 0 | 0 |
| Weapon Law Violations | 3 | 2 | 1 | 0 |
| Total Group A Offenses | 69 | 36 | 28 | 0 |

| Domestic Incident Victims | | |
|----------------------------------|----------|----------|
| Offense | Reported | Cleared |
| Murder | 0 | 0 |
| Aggravated Assault | 0 | 0 |
| Simple Assault | 0 | 0 |
| Intimidation | 0 | 0 |
| Stalking | 0 | 0 |
| Rape | 0 | 0 |
| Sodomy | 0 | 0 |
| Sexual Assault W/Object | 0 | 0 |
| Fondling | 0 | 0 |
| Incest | 0 | 0 |
| Statutory Rape | 0 | 0 |
| Kidnapping/Abduction | 0 | 0 |
| Total | 0 | 0 |

| Group B Arrests | | |
|---------------------------|-----------|----------|
| Offense | Adult | Juvenile |
| Bad Checks | 0 | 0 |
| Curfew/Loitering/Vagrancy | 0 | 0 |
| Disorderly Conduct | 1 | 1 |
| DUI | 10 | 0 |
| Family-Non Violent | 0 | 0 |
| Liquor Law Violations | 0 | 0 |
| Peeping Tom | 0 | 0 |
| Trespass | 1 | 0 |
| All Other Offenses | 4 | 0 |
| Total Group B | 16 | 1 |

Berthold Police Department – 2016

| 2016 Population Estimate | | 510 | | Offenses | | Arrests | | |
|---------------------------------------|---------|----------------------------------|-----------|-----------|-----------|----------|----------|--|
| Offense Overview | | Group A Offenses | | Reported | Cleared | Adult | Juvenile | |
| Offense Total | 49 | Crimes Against Persons | | | | | | |
| Number Cleared | 36 | Murder | 0 | 0 | 0 | 0 | 0 | |
| Percent Cleared | 73.47 % | Negligent Manslaughter | 0 | 0 | 0 | 0 | 0 | |
| Group A Crimes per 100,000 population | 9,607.8 | Kidnapping/Abduction | 0 | 0 | 0 | 0 | 0 | |
| | | Rape | 0 | 0 | 0 | 0 | 0 | |
| | | Sodomy | 0 | 0 | 0 | 0 | 0 | |
| | | Sexual Assault W/Object | 0 | 0 | 0 | 0 | 0 | |
| | | Fondling | 0 | 0 | 0 | 0 | 0 | |
| | | Incest | 0 | 0 | 0 | 0 | 0 | |
| | | Statutory Rape | 2 | 1 | 1 | 0 | 0 | |
| | | Aggravated Assault | 0 | 0 | 0 | 0 | 0 | |
| | | Simple Assault | 2 | 2 | 2 | 0 | 0 | |
| | | Intimidation | 1 | 0 | 0 | 0 | 0 | |
| | | Stalking | 0 | 0 | 0 | 0 | 0 | |
| | | Commercial Sex Acts | 0 | 0 | 0 | 0 | 0 | |
| | | Involuntary Servitude | 0 | 0 | 0 | 0 | 0 | |
| | | Crimes Against Property | | | | | | |
| | | Arson | 0 | 0 | 0 | 0 | 0 | |
| | | Bribery | 0 | 0 | 0 | 0 | 0 | |
| | | Burglary | 1 | 0 | 0 | 0 | 0 | |
| | | Counterfeiting/Forgery | 1 | 0 | 0 | 0 | 0 | |
| | | Destruction/Damage/Vandalism | 1 | 0 | 0 | 0 | 0 | |
| | | Embezzlement | 0 | 0 | 0 | 0 | 0 | |
| | | Extortion/Blackmail | 0 | 0 | 0 | 0 | 0 | |
| | | False Pretenses | 0 | 0 | 0 | 0 | 0 | |
| | | Credit Card/ATM Fraud | 1 | 0 | 0 | 0 | 0 | |
| | | Impersonation | 0 | 0 | 0 | 0 | 0 | |
| | | Welfare Fraud | 0 | 0 | 0 | 0 | 0 | |
| | | Wire Fraud | 0 | 0 | 0 | 0 | 0 | |
| | | Identity Theft | 1 | 0 | 0 | 0 | 0 | |
| | | Hacking/Computer Invasion | 0 | 0 | 0 | 0 | 0 | |
| | | Motor Vehicle Theft | 1 | 0 | 0 | 0 | 0 | |
| | | Robbery | 0 | 0 | 0 | 0 | 0 | |
| | | Stolen Property Offenses | 0 | 0 | 0 | 0 | 0 | |
| | | Pocket-picking | 0 | 0 | 0 | 0 | 0 | |
| | | Purse-snatching | 0 | 0 | 0 | 0 | 0 | |
| | | Shoplifting | 0 | 0 | 0 | 0 | 0 | |
| | | Theft From Building | 0 | 0 | 0 | 0 | 0 | |
| | | Theft From Coin Machine | 0 | 0 | 0 | 0 | 0 | |
| | | Theft From Motor Vehicle | 0 | 0 | 0 | 0 | 0 | |
| | | Theft of Motor Vehicle Parts | 0 | 0 | 0 | 0 | 0 | |
| | | All Other Larceny | 4 | 1 | 1 | 0 | 0 | |
| | | Crimes Against Society | | | | | | |
| | | Animal Cruelty | 0 | 0 | 0 | 0 | 0 | |
| | | Drug/Narcotic Violations | 14 | 14 | 19 | 0 | 0 | |
| | | Drug Equipment Violations | 18 | 17 | 5 | 0 | 0 | |
| | | Betting/Wagering | 0 | 0 | 0 | 0 | 0 | |
| | | Operating/Promoting Gambling | 0 | 0 | 0 | 0 | 0 | |
| | | Gambling Equipment Violations | 0 | 0 | 0 | 0 | 0 | |
| | | Sports Tampering | 0 | 0 | 0 | 0 | 0 | |
| | | Pornography/Obscene Material | 0 | 0 | 0 | 0 | 0 | |
| | | Prostitution | 0 | 0 | 0 | 0 | 0 | |
| | | Prostitution Assisting/Promoting | 0 | 0 | 0 | 0 | 0 | |
| | | Purchasing Prostitution | 0 | 0 | 0 | 0 | 0 | |
| | | Weapon Law Violations | 2 | 1 | 1 | 0 | 0 | |
| | | Total Group A Offenses | 49 | 36 | 29 | 0 | 0 | |

| Domestic Incident Victims | | Reported | Cleared |
|---------------------------|----------|----------|----------|
| Offense | | | |
| Murder | 0 | 0 | 0 |
| Aggravated Assault | 0 | 0 | 0 |
| Simple Assault | 1 | 1 | 0 |
| Intimidation | 0 | 0 | 0 |
| Stalking | 0 | 0 | 0 |
| Rape | 0 | 0 | 0 |
| Sodomy | 0 | 0 | 0 |
| Sexual Assault W/Object | 0 | 0 | 0 |
| Fondling | 0 | 0 | 0 |
| Incest | 0 | 0 | 0 |
| Statutory Rape | 0 | 0 | 0 |
| Kidnapping/Abduction | 0 | 0 | 0 |
| Total | 1 | 1 | 0 |

| Group B Arrests | | |
|---------------------------|----------|----------|
| Offense | Adult | Juvenile |
| Bad Checks | 0 | 0 |
| Curfew/Loitering/Vagrancy | 0 | 0 |
| Disorderly Conduct | 2 | 0 |
| DUI | 0 | 0 |
| Family-Non Violent | 0 | 0 |
| Liquor Law Violations | 0 | 0 |
| Peeping Tom | 0 | 0 |
| Trespass | 0 | 0 |
| All Other Offenses | 7 | 0 |
| Total Group B | 9 | 0 |

Beulah Police Department – 2016

2016 Population Estimate 3,450

Offense Overview

Offense Total 114
 Number Cleared 71
 Percent Cleared 62.28 %
 Group A Crimes per 100,000
 population 3,304.3

Arrest Overview

Total Arrests 103
 Adult Arrests 85
 Juvenile Arrests 18
 Unknown Age 0
 Arrests per 100,000 population 2,985.5
 Average number offenses/incident 1.27

| | Offenses | | Arrests | |
|----------------------------------|------------|-----------|-----------|----------|
| | Reported | Cleared | Adult | Juvenile |
| Group A Offenses | | | | |
| Crimes Against Persons | | | | |
| Murder | 0 | 0 | 0 | 0 |
| Negligent Manslaughter | 0 | 0 | 0 | 0 |
| Kidnapping/Abduction | 0 | 0 | 0 | 0 |
| Rape | 0 | 0 | 0 | 0 |
| Sodomy | 0 | 0 | 0 | 0 |
| Sexual Assault W/Object | 0 | 0 | 0 | 0 |
| Fondling | 1 | 0 | 0 | 0 |
| Incest | 0 | 0 | 0 | 0 |
| Statutory Rape | 0 | 0 | 0 | 0 |
| Aggravated Assault | 6 | 4 | 4 | 0 |
| Simple Assault | 8 | 5 | 2 | 2 |
| Intimidation | 11 | 9 | 3 | 1 |
| Stalking | 0 | 0 | 0 | 0 |
| Commercial Sex Acts | 0 | 0 | 0 | 0 |
| Involuntary Servitude | 0 | 0 | 0 | 0 |
| Crimes Against Property | | | | |
| Arson | 0 | 0 | 0 | 0 |
| Bribery | 0 | 0 | 0 | 0 |
| Burglary | 4 | 1 | 2 | 0 |
| Counterfeiting/Forgery | 2 | 0 | 0 | 0 |
| Destruction/Damage/Vandalism | 4 | 1 | 1 | 0 |
| Embezzlement | 0 | 0 | 0 | 0 |
| Extortion/Blackmail | 0 | 0 | 0 | 0 |
| False Pretenses | 0 | 0 | 0 | 0 |
| Credit Card/ATM Fraud | 2 | 1 | 0 | 0 |
| Impersonation | 1 | 1 | 1 | 0 |
| Welfare Fraud | 0 | 0 | 0 | 0 |
| Wire Fraud | 0 | 0 | 0 | 0 |
| Identity Theft | 0 | 0 | 0 | 0 |
| Hacking/Computer Invasion | 0 | 0 | 0 | 0 |
| Motor Vehicle Theft | 3 | 1 | 0 | 1 |
| Robbery | 0 | 0 | 0 | 0 |
| Stolen Property Offenses | 0 | 0 | 0 | 0 |
| Pocket-picking | 0 | 0 | 0 | 0 |
| Purse-snatching | 0 | 0 | 0 | 0 |
| Shoplifting | 8 | 5 | 6 | 0 |
| Theft From Building | 5 | 1 | 1 | 0 |
| Theft From Coin Machine | 0 | 0 | 0 | 0 |
| Theft From Motor Vehicle | 2 | 0 | 0 | 0 |
| Theft of Motor Vehicle Parts | 0 | 0 | 0 | 0 |
| All Other Larceny | 14 | 5 | 2 | 1 |
| Crimes Against Society | | | | |
| Animal Cruelty | 0 | 0 | 0 | 0 |
| Drug/Narcotic Violations | 23 | 20 | 15 | 2 |
| Drug Equipment Violations | 19 | 16 | 6 | 1 |
| Betting/Wagering | 0 | 0 | 0 | 0 |
| Operating/Promoting Gambling | 0 | 0 | 0 | 0 |
| Gambling Equipment Violations | 0 | 0 | 0 | 0 |
| Sports Tampering | 0 | 0 | 0 | 0 |
| Pornography/Obscene Material | 0 | 0 | 0 | 0 |
| Prostitution | 0 | 0 | 0 | 0 |
| Prostitution Assisting/Promoting | 0 | 0 | 0 | 0 |
| Purchasing Prostitution | 0 | 0 | 0 | 0 |
| Weapon Law Violations | 1 | 1 | 1 | 0 |
| Total Group A Offenses | 114 | 71 | 44 | 8 |

| Domestic Incident Victims | | |
|----------------------------------|-----------|----------|
| Offense | Reported | Cleared |
| Murder | 0 | 0 |
| Aggravated Assault | 4 | 2 |
| Simple Assault | 5 | 3 |
| Intimidation | 2 | 1 |
| Stalking | 0 | 0 |
| Rape | 0 | 0 |
| Sodomy | 0 | 0 |
| Sexual Assault W/Object | 0 | 0 |
| Fondling | 1 | 0 |
| Incest | 0 | 0 |
| Statutory Rape | 0 | 0 |
| Kidnapping/Abduction | 0 | 0 |
| Total | 12 | 6 |

| Group B Arrests | | |
|---------------------------|-----------|-----------|
| Offense | Adult | Juvenile |
| Bad Checks | 0 | 0 |
| Curfew/Loitering/Vagrancy | 0 | 0 |
| Disorderly Conduct | 7 | 0 |
| DUI | 23 | 1 |
| Family-Non Violent | 0 | 3 |
| Liquor Law Violations | 5 | 6 |
| Peeping Tom | 0 | 0 |
| Trespass | 1 | 0 |
| All Other Offenses | 5 | 0 |
| Total Group B | 41 | 10 |

Bismarck Police Department – 2016

2016 Population Estimate **73,248**

Offense Overview

Offense Total 6,911
 Number Cleared 3,642
 Percent Cleared 52.70 %
 Group A Crimes per 100,000 population 9,435.1

Arrest Overview

Total Arrests 4,490
 Adult Arrests 3,900
 Juvenile Arrests 590
 Unknown Age 0
 Arrests per 100,000 population 6,150.3
 Average number offenses/incident 1.25

| Domestic Incident Victims | | |
|---------------------------|------------|------------|
| Offense | Reported | Cleared |
| Murder | 0 | 0 |
| Aggravated Assault | 59 | 48 |
| Simple Assault | 463 | 395 |
| Intimidation | 0 | 0 |
| Stalking | 3 | 1 |
| Rape | 5 | 2 |
| Sodomy | 0 | 0 |
| Sexual Assault W/Object | 1 | 0 |
| Fondling | 14 | 11 |
| Incest | 0 | 0 |
| Statutory Rape | 7 | 3 |
| Kidnapping/Abduction | 4 | 4 |
| Total | 556 | 464 |

| Group B Arrests | | |
|---------------------------|--------------|------------|
| Offense | Adult | Juvenile |
| Bad Checks | 0 | 0 |
| Curfew/Loitering/Vagrancy | 5 | 14 |
| Disorderly Conduct | 171 | 120 |
| DUI | 511 | 1 |
| Family-Non Violent | 24 | 0 |
| Liquor Law Violations | 86 | 39 |
| Peeping Tom | 1 | 0 |
| Trespass | 233 | 3 |
| All Other Offenses | 727 | 121 |
| Total Group B | 1,758 | 298 |

| | Offenses | | Arrests | |
|----------------------------------|--------------|--------------|--------------|------------|
| | Reported | Cleared | Adult | Juvenile |
| Group A Offenses | | | | |
| Crimes Against Persons | | | | |
| Murder | 2 | 2 | 2 | 0 |
| Negligent Manslaughter | 0 | 0 | 0 | 0 |
| Kidnapping/Abduction | 13 | 11 | 2 | 0 |
| Rape | 28 | 6 | 1 | 0 |
| Sodomy | 5 | 0 | 1 | 0 |
| Sexual Assault W/Object | 1 | 0 | 0 | 0 |
| Fondling | 42 | 21 | 7 | 2 |
| Incest | 0 | 0 | 0 | 0 |
| Statutory Rape | 15 | 7 | 4 | 1 |
| Aggravated Assault | 145 | 98 | 69 | 5 |
| Simple Assault | 910 | 730 | 292 | 48 |
| Intimidation | 177 | 100 | 42 | 4 |
| Stalking | 26 | 8 | 0 | 0 |
| Commercial Sex Acts | 0 | 0 | 0 | 0 |
| Involuntary Servitude | 0 | 0 | 0 | 0 |
| Crimes Against Property | | | | |
| Arson | 6 | 2 | 1 | 0 |
| Bribery | 0 | 0 | 0 | 0 |
| Burglary | 469 | 60 | 18 | 3 |
| Counterfeiting/Forgery | 101 | 19 | 19 | 0 |
| Destruction/Damage/Vandalism | 734 | 174 | 82 | 29 |
| Embezzlement | 38 | 23 | 22 | 3 |
| Extortion/Blackmail | 6 | 0 | 0 | 0 |
| False Pretenses | 185 | 90 | 80 | 0 |
| Credit Card/ATM Fraud | 97 | 21 | 9 | 0 |
| Impersonation | 22 | 12 | 6 | 2 |
| Welfare Fraud | 1 | 0 | 1 | 0 |
| Wire Fraud | 5 | 0 | 0 | 0 |
| Identity Theft | 94 | 8 | 4 | 0 |
| Hacking/Computer Invasion | 0 | 0 | 0 | 0 |
| Motor Vehicle Theft | 299 | 116 | 46 | 5 |
| Robbery | 29 | 13 | 13 | 0 |
| Stolen Property Offenses | 78 | 63 | 55 | 9 |
| Pocket-picking | 1 | 0 | 0 | 0 |
| Purse-snatching | 1 | 0 | 0 | 0 |
| Shoplifting | 586 | 400 | 368 | 72 |
| Theft From Building | 410 | 126 | 59 | 19 |
| Theft From Coin Machine | 5 | 2 | 2 | 0 |
| Theft From Motor Vehicle | 298 | 41 | 23 | 2 |
| Theft of Motor Vehicle Parts | 58 | 5 | 4 | 0 |
| All Other Larceny | 407 | 71 | 38 | 7 |
| Crimes Against Society | | | | |
| Animal Cruelty | 0 | 0 | 0 | 0 |
| Drug/Narcotic Violations | 751 | 651 | 580 | 57 |
| Drug Equipment Violations | 756 | 679 | 233 | 16 |
| Betting/Wagering | 0 | 0 | 0 | 0 |
| Operating/Promoting Gambling | 0 | 0 | 0 | 0 |
| Gambling Equipment Violations | 0 | 0 | 0 | 0 |
| Sports Tampering | 0 | 0 | 0 | 0 |
| Pornography/Obscene Material | 29 | 16 | 5 | 2 |
| Prostitution | 1 | 1 | 3 | 0 |
| Prostitution Assisting/Promoting | 1 | 0 | 1 | 0 |
| Purchasing Prostitution | 0 | 0 | 0 | 0 |
| Weapon Law Violations | 79 | 66 | 50 | 6 |
| Total Group A Offenses | 6,911 | 3,642 | 2,142 | 292 |

Bismarck State College – 2016

| 2016 Population Estimate | | N/A | Offenses | | Arrests | | |
|---------------------------------------|--------|----------------------------------|----------|----------|----------|----------|----------|
| Offense Overview | | Group A Offenses | | Reported | Cleared | Adult | Juvenile |
| Offense Total | 1 | Crimes Against Persons | | | | | |
| Number Cleared | 0 | Murder | 0 | 0 | 0 | 0 | |
| Percent Cleared | 0.00 % | Negligent Manslaughter | 0 | 0 | 0 | 0 | |
| Group A Crimes per 100,000 population | N/A | Kidnapping/Abduction | 0 | 0 | 0 | 0 | |
| | | Rape | 0 | 0 | 0 | 0 | |
| | | Sodomy | 0 | 0 | 0 | 0 | |
| | | Sexual Assault W/Object | 0 | 0 | 0 | 0 | |
| | | Fondling | 0 | 0 | 0 | 0 | |
| | | Incest | 0 | 0 | 0 | 0 | |
| | | Statutory Rape | 0 | 0 | 0 | 0 | |
| | | Aggravated Assault | 0 | 0 | 0 | 0 | |
| | | Simple Assault | 0 | 0 | 0 | 0 | |
| | | Intimidation | 0 | 0 | 0 | 0 | |
| | | Stalking | 0 | 0 | 0 | 0 | |
| | | Commercial Sex Acts | 0 | 0 | 0 | 0 | |
| | | Involuntary Servitude | 0 | 0 | 0 | 0 | |
| | | Crimes Against Property | | | | | |
| Average number offenses/incident | 1.00 | Arson | 0 | 0 | 0 | 0 | |
| | | Bribery | 0 | 0 | 0 | 0 | |
| | | Burglary | 0 | 0 | 0 | 0 | |
| | | Counterfeiting/Forgery | 0 | 0 | 0 | 0 | |
| | | Destruction/Damage/Vandalism | 0 | 0 | 0 | 0 | |
| | | Embezzlement | 0 | 0 | 0 | 0 | |
| | | Extortion/Blackmail | 0 | 0 | 0 | 0 | |
| | | False Pretenses | 0 | 0 | 0 | 0 | |
| | | Credit Card/ATM Fraud | 0 | 0 | 0 | 0 | |
| | | Impersonation | 0 | 0 | 0 | 0 | |
| | | Welfare Fraud | 0 | 0 | 0 | 0 | |
| | | Wire Fraud | 0 | 0 | 0 | 0 | |
| | | Identity Theft | 0 | 0 | 0 | 0 | |
| | | Hacking/Computer Invasion | 0 | 0 | 0 | 0 | |
| | | Motor Vehicle Theft | 0 | 0 | 0 | 0 | |
| | | Robbery | 0 | 0 | 0 | 0 | |
| | | Stolen Property Offenses | 0 | 0 | 0 | 0 | |
| | | Pocket-picking | 0 | 0 | 0 | 0 | |
| | | Purse-snatching | 0 | 0 | 0 | 0 | |
| | | Shoplifting | 0 | 0 | 0 | 0 | |
| | | Theft From Building | 1 | 0 | 0 | 0 | |
| | | Theft From Coin Machine | 0 | 0 | 0 | 0 | |
| | | Theft From Motor Vehicle | 0 | 0 | 0 | 0 | |
| | | Theft of Motor Vehicle Parts | 0 | 0 | 0 | 0 | |
| | | All Other Larceny | 0 | 0 | 0 | 0 | |
| | | Crimes Against Society | | | | | |
| | | Animal Cruelty | 0 | 0 | 0 | 0 | |
| | | Drug/Narcotic Violations | 0 | 0 | 0 | 0 | |
| | | Drug Equipment Violations | 0 | 0 | 0 | 0 | |
| | | Betting/Wagering | 0 | 0 | 0 | 0 | |
| | | Operating/Promoting Gambling | 0 | 0 | 0 | 0 | |
| | | Gambling Equipment Violations | 0 | 0 | 0 | 0 | |
| | | Sports Tampering | 0 | 0 | 0 | 0 | |
| | | Pornography/Obscene Material | 0 | 0 | 0 | 0 | |
| | | Prostitution | 0 | 0 | 0 | 0 | |
| | | Prostitution Assisting/Promoting | 0 | 0 | 0 | 0 | |
| | | Purchasing Prostitution | 0 | 0 | 0 | 0 | |
| | | Weapon Law Violations | 0 | 0 | 0 | 0 | |
| | | Total Group A Offenses | 1 | 0 | 0 | 0 | |

| Domestic Incident Victims | | |
|---------------------------|----------|----------|
| Offense | Reported | Cleared |
| Murder | 0 | 0 |
| Aggravated Assault | 0 | 0 |
| Simple Assault | 0 | 0 |
| Intimidation | 0 | 0 |
| Stalking | 0 | 0 |
| Rape | 0 | 0 |
| Sodomy | 0 | 0 |
| Sexual Assault W/Object | 0 | 0 |
| Fondling | 0 | 0 |
| Incest | 0 | 0 |
| Statutory Rape | 0 | 0 |
| Kidnapping/Abduction | 0 | 0 |
| Total | 0 | 0 |

| Group B Arrests | | |
|---------------------------|----------|----------|
| Offense | Adult | Juvenile |
| Bad Checks | 0 | 0 |
| Curfew/Loitering/Vagrancy | 0 | 0 |
| Disorderly Conduct | 0 | 0 |
| DUI | 0 | 0 |
| Family-Non Violent | 0 | 0 |
| Liquor Law Violations | 0 | 0 |
| Peeping Tom | 0 | 0 |
| Trespass | 0 | 0 |
| All Other Offenses | 0 | 0 |
| Total Group B | 0 | 0 |

Bowman Police Department – 2016

| 2016 Population Estimate | | 1,764 | Offenses | | Arrests | |
|---------------------------------------|---------|----------------------------------|-----------|-----------|-----------|----------|
| Offense Overview | | Group A Offenses | Reported | Cleared | Adult | Juvenile |
| Offense Total | 64 | Crimes Against Persons | | | | |
| Number Cleared | 19 | Murder | 1 | 1 | 2 | 0 |
| Percent Cleared | 29.69 % | Negligent Manslaughter | 0 | 0 | 0 | 0 |
| Group A Crimes per 100,000 population | 3,628.1 | Kidnapping/Abduction | 1 | 1 | 1 | 0 |
| | | Rape | 0 | 0 | 0 | 0 |
| | | Sodomy | 0 | 0 | 0 | 0 |
| | | Sexual Assault W/Object | 0 | 0 | 0 | 0 |
| | | Fondling | 1 | 0 | 0 | 0 |
| | | Incest | 0 | 0 | 0 | 0 |
| | | Statutory Rape | 1 | 0 | 0 | 0 |
| | | Aggravated Assault | 4 | 2 | 2 | 0 |
| | | Simple Assault | 13 | 8 | 7 | 0 |
| | | Intimidation | 1 | 0 | 0 | 0 |
| | | Stalking | 0 | 0 | 0 | 0 |
| | | Commercial Sex Acts | 0 | 0 | 0 | 0 |
| | | Involuntary Servitude | 0 | 0 | 0 | 0 |
| | | Crimes Against Property | | | | |
| | | Arson | 1 | 0 | 0 | 0 |
| | | Bribery | 0 | 0 | 0 | 0 |
| | | Burglary | 1 | 0 | 0 | 0 |
| | | Counterfeiting/Forgery | 0 | 0 | 0 | 0 |
| | | Destruction/Damage/Vandalism | 11 | 1 | 0 | 0 |
| | | Embezzlement | 1 | 0 | 0 | 0 |
| | | Extortion/Blackmail | 0 | 0 | 0 | 0 |
| | | False Pretenses | 0 | 0 | 0 | 0 |
| | | Credit Card/ATM Fraud | 0 | 0 | 0 | 0 |
| | | Impersonation | 0 | 0 | 0 | 0 |
| | | Welfare Fraud | 0 | 0 | 0 | 0 |
| | | Wire Fraud | 0 | 0 | 0 | 0 |
| | | Identity Theft | 0 | 0 | 0 | 0 |
| | | Hacking/Computer Invasion | 0 | 0 | 0 | 0 |
| | | Motor Vehicle Theft | 3 | 1 | 0 | 0 |
| | | Robbery | 0 | 0 | 0 | 0 |
| | | Stolen Property Offenses | 0 | 0 | 0 | 0 |
| | | Pocket-picking | 0 | 0 | 0 | 0 |
| | | Purse-snatching | 0 | 0 | 0 | 0 |
| | | Shoplifting | 0 | 0 | 0 | 0 |
| | | Theft From Building | 0 | 0 | 0 | 0 |
| | | Theft From Coin Machine | 0 | 0 | 0 | 0 |
| | | Theft From Motor Vehicle | 3 | 0 | 0 | 0 |
| | | Theft of Motor Vehicle Parts | 1 | 0 | 0 | 0 |
| | | All Other Larceny | 13 | 1 | 0 | 0 |
| | | Crimes Against Society | | | | |
| | | Animal Cruelty | 0 | 0 | 0 | 0 |
| | | Drug/Narcotic Violations | 2 | 2 | 2 | 0 |
| | | Drug Equipment Violations | 3 | 1 | 0 | 0 |
| | | Betting/Wagering | 0 | 0 | 0 | 0 |
| | | Operating/Promoting Gambling | 0 | 0 | 0 | 0 |
| | | Gambling Equipment Violations | 0 | 0 | 0 | 0 |
| | | Sports Tampering | 0 | 0 | 0 | 0 |
| | | Pornography/Obscene Material | 0 | 0 | 0 | 0 |
| | | Prostitution | 0 | 0 | 0 | 0 |
| | | Prostitution Assisting/Promoting | 0 | 0 | 0 | 0 |
| | | Purchasing Prostitution | 0 | 0 | 0 | 0 |
| | | Weapon Law Violations | 3 | 1 | 1 | 0 |
| | | Total Group A Offenses | 64 | 19 | 15 | 0 |

| Domestic Incident Victims | | Reported | Cleared |
|---------------------------|----------|----------|---------|
| Offense | | | |
| Murder | 0 | 0 | |
| Aggravated Assault | 1 | 1 | |
| Simple Assault | 8 | 6 | |
| Intimidation | 0 | 0 | |
| Stalking | 0 | 0 | |
| Rape | 0 | 0 | |
| Sodomy | 0 | 0 | |
| Sexual Assault W/Object | 0 | 0 | |
| Fondling | 0 | 0 | |
| Incest | 0 | 0 | |
| Statutory Rape | 0 | 0 | |
| Kidnapping/Abduction | 0 | 0 | |
| Total | 9 | 7 | |

| Group B Arrests | | |
|---------------------------|----------|----------|
| Offense | Adult | Juvenile |
| Bad Checks | 0 | 0 |
| Curfew/Loitering/Vagrancy | 0 | 0 |
| Disorderly Conduct | 0 | 0 |
| DUI | 1 | 0 |
| Family-Non Violent | 0 | 0 |
| Liquor Law Violations | 0 | 0 |
| Peeping Tom | 0 | 0 |
| Trespass | 0 | 0 |
| All Other Offenses | 3 | 0 |
| Total Group B | 4 | 0 |

Burlington Police Department – 2016

2016 Population Estimate 1,208

Offense Overview

Offense Total 13
 Number Cleared 2
 Percent Cleared 15.38 %
 Group A Crimes per 100,000 population 1,076.2

Arrest Overview

Total Arrests 19
 Adult Arrests 18
 Juvenile Arrests 1
 Unknown Age 0
 Arrests per 100,000 population 1,572.8
 Average number offenses/incident 1.30

| | Offenses | | Arrests | |
|----------------------------------|-----------|----------|----------|----------|
| | Reported | Cleared | Adult | Juvenile |
| Group A Offenses | | | | |
| Crimes Against Persons | | | | |
| Murder | 0 | 0 | 0 | 0 |
| Negligent Manslaughter | 0 | 0 | 0 | 0 |
| Kidnapping/Abduction | 0 | 0 | 0 | 0 |
| Rape | 0 | 0 | 0 | 0 |
| Sodomy | 0 | 0 | 0 | 0 |
| Sexual Assault W/Object | 0 | 0 | 0 | 0 |
| Fondling | 0 | 0 | 0 | 0 |
| Incest | 0 | 0 | 0 | 0 |
| Statutory Rape | 0 | 0 | 0 | 0 |
| Aggravated Assault | 0 | 0 | 0 | 0 |
| Simple Assault | 1 | 0 | 0 | 0 |
| Intimidation | 1 | 0 | 0 | 0 |
| Stalking | 1 | 0 | 0 | 0 |
| Commercial Sex Acts | 0 | 0 | 0 | 0 |
| Involuntary Servitude | 0 | 0 | 0 | 0 |
| Crimes Against Property | | | | |
| Arson | 0 | 0 | 0 | 0 |
| Bribery | 0 | 0 | 0 | 0 |
| Burglary | 0 | 0 | 0 | 0 |
| Counterfeiting/Forgery | 0 | 0 | 0 | 0 |
| Destruction/Damage/Vandalism | 2 | 0 | 0 | 0 |
| Embezzlement | 0 | 0 | 0 | 0 |
| Extortion/Blackmail | 0 | 0 | 0 | 0 |
| False Pretenses | 0 | 0 | 0 | 0 |
| Credit Card/ATM Fraud | 0 | 0 | 0 | 0 |
| Impersonation | 0 | 0 | 0 | 0 |
| Welfare Fraud | 0 | 0 | 0 | 0 |
| Wire Fraud | 0 | 0 | 0 | 0 |
| Identity Theft | 0 | 0 | 0 | 0 |
| Hacking/Computer Invasion | 0 | 0 | 0 | 0 |
| Motor Vehicle Theft | 1 | 0 | 0 | 0 |
| Robbery | 0 | 0 | 0 | 0 |
| Stolen Property Offenses | 0 | 0 | 0 | 0 |
| Pocket-picking | 0 | 0 | 0 | 0 |
| Purse-snatching | 0 | 0 | 0 | 0 |
| Shoplifting | 0 | 0 | 0 | 0 |
| Theft From Building | 0 | 0 | 0 | 0 |
| Theft From Coin Machine | 0 | 0 | 0 | 0 |
| Theft From Motor Vehicle | 0 | 0 | 0 | 0 |
| Theft of Motor Vehicle Parts | 0 | 0 | 0 | 0 |
| All Other Larceny | 1 | 0 | 0 | 0 |
| Crimes Against Society | | | | |
| Animal Cruelty | 0 | 0 | 0 | 0 |
| Drug/Narcotic Violations | 3 | 1 | 1 | 0 |
| Drug Equipment Violations | 3 | 1 | 0 | 0 |
| Betting/Wagering | 0 | 0 | 0 | 0 |
| Operating/Promoting Gambling | 0 | 0 | 0 | 0 |
| Gambling Equipment Violations | 0 | 0 | 0 | 0 |
| Sports Tampering | 0 | 0 | 0 | 0 |
| Pornography/Obscene Material | 0 | 0 | 0 | 0 |
| Prostitution | 0 | 0 | 0 | 0 |
| Prostitution Assisting/Promoting | 0 | 0 | 0 | 0 |
| Purchasing Prostitution | 0 | 0 | 0 | 0 |
| Weapon Law Violations | 0 | 0 | 0 | 0 |
| Total Group A Offenses | 13 | 2 | 1 | 0 |

| Domestic Incident Victims | | |
|----------------------------------|----------|----------|
| Offense | Reported | Cleared |
| Murder | 0 | 0 |
| Aggravated Assault | 0 | 0 |
| Simple Assault | 1 | 0 |
| Intimidation | 1 | 0 |
| Stalking | 1 | 0 |
| Rape | 0 | 0 |
| Sodomy | 0 | 0 |
| Sexual Assault W/Object | 0 | 0 |
| Fondling | 0 | 0 |
| Incest | 0 | 0 |
| Statutory Rape | 0 | 0 |
| Kidnapping/Abduction | 0 | 0 |
| Total | 3 | 0 |

| Group B Arrests | | |
|---------------------------|-----------|----------|
| Offense | Adult | Juvenile |
| Bad Checks | 0 | 0 |
| Curfew/Loitering/Vagrancy | 0 | 0 |
| Disorderly Conduct | 0 | 0 |
| DUI | 12 | 0 |
| Family-Non Violent | 0 | 1 |
| Liquor Law Violations | 2 | 0 |
| Peeping Tom | 0 | 0 |
| Trespass | 0 | 0 |
| All Other Offenses | 3 | 0 |
| Total Group B | 17 | 1 |

Carrington Police Department – 2016

2016 Population Estimate 2,073

Offense Overview

Offense Total 50
 Number Cleared 35
 Percent Cleared 70.00 %
 Group A Crimes per 100,000 population 2,412.0

Arrest Overview

Total Arrests 23
 Adult Arrests 23
 Juvenile Arrests 0
 Unknown Age 0
 Arrests per 100,000 population 1,109.5
 Average number offenses/incident 1.43

| | Offenses | | Arrests | |
|----------------------------------|-----------|-----------|-----------|----------|
| | Reported | Cleared | Adult | Juvenile |
| Group A Offenses | | | | |
| Crimes Against Persons | | | | |
| Murder | 0 | 0 | 0 | 0 |
| Negligent Manslaughter | 0 | 0 | 0 | 0 |
| Kidnapping/Abduction | 0 | 0 | 0 | 0 |
| Rape | 0 | 0 | 0 | 0 |
| Sodomy | 0 | 0 | 0 | 0 |
| Sexual Assault W/Object | 0 | 0 | 0 | 0 |
| Fondling | 1 | 0 | 0 | 0 |
| Incest | 0 | 0 | 0 | 0 |
| Statutory Rape | 0 | 0 | 0 | 0 |
| Aggravated Assault | 0 | 0 | 0 | 0 |
| Simple Assault | 5 | 5 | 3 | 0 |
| Intimidation | 0 | 0 | 0 | 0 |
| Stalking | 0 | 0 | 0 | 0 |
| Commercial Sex Acts | 0 | 0 | 0 | 0 |
| Involuntary Servitude | 0 | 0 | 0 | 0 |
| Crimes Against Property | | | | |
| Arson | 0 | 0 | 0 | 0 |
| Bribery | 0 | 0 | 0 | 0 |
| Burglary | 2 | 1 | 2 | 0 |
| Counterfeiting/Forgery | 0 | 0 | 0 | 0 |
| Destruction/Damage/Vandalism | 2 | 0 | 0 | 0 |
| Embezzlement | 0 | 0 | 0 | 0 |
| Extortion/Blackmail | 0 | 0 | 0 | 0 |
| False Pretenses | 1 | 1 | 1 | 0 |
| Credit Card/ATM Fraud | 3 | 0 | 0 | 0 |
| Impersonation | 0 | 0 | 0 | 0 |
| Welfare Fraud | 0 | 0 | 0 | 0 |
| Wire Fraud | 0 | 0 | 0 | 0 |
| Identity Theft | 0 | 0 | 0 | 0 |
| Hacking/Computer Invasion | 0 | 0 | 0 | 0 |
| Motor Vehicle Theft | 1 | 0 | 0 | 0 |
| Robbery | 0 | 0 | 0 | 0 |
| Stolen Property Offenses | 1 | 1 | 1 | 0 |
| Pocket-picking | 0 | 0 | 0 | 0 |
| Purse-snatching | 0 | 0 | 0 | 0 |
| Shoplifting | 2 | 0 | 0 | 0 |
| Theft From Building | 1 | 0 | 0 | 0 |
| Theft From Coin Machine | 0 | 0 | 0 | 0 |
| Theft From Motor Vehicle | 0 | 0 | 0 | 0 |
| Theft of Motor Vehicle Parts | 0 | 0 | 0 | 0 |
| All Other Larceny | 1 | 0 | 0 | 0 |
| Crimes Against Society | | | | |
| Animal Cruelty | 0 | 0 | 0 | 0 |
| Drug/Narcotic Violations | 12 | 12 | 1 | 0 |
| Drug Equipment Violations | 16 | 14 | 2 | 0 |
| Betting/Wagering | 0 | 0 | 0 | 0 |
| Operating/Promoting Gambling | 0 | 0 | 0 | 0 |
| Gambling Equipment Violations | 0 | 0 | 0 | 0 |
| Sports Tampering | 0 | 0 | 0 | 0 |
| Pornography/Obscene Material | 0 | 0 | 0 | 0 |
| Prostitution | 0 | 0 | 0 | 0 |
| Prostitution Assisting/Promoting | 0 | 0 | 0 | 0 |
| Purchasing Prostitution | 0 | 0 | 0 | 0 |
| Weapon Law Violations | 2 | 1 | 0 | 0 |
| Total Group A Offenses | 50 | 35 | 10 | 0 |

| Domestic Incident Victims | | |
|----------------------------------|----------|----------|
| Offense | Reported | Cleared |
| Murder | 0 | 0 |
| Aggravated Assault | 0 | 0 |
| Simple Assault | 4 | 4 |
| Intimidation | 0 | 0 |
| Stalking | 0 | 0 |
| Rape | 0 | 0 |
| Sodomy | 0 | 0 |
| Sexual Assault W/Object | 0 | 0 |
| Fondling | 0 | 0 |
| Incest | 0 | 0 |
| Statutory Rape | 0 | 0 |
| Kidnapping/Abduction | 0 | 0 |
| Total | 4 | 4 |

| Group B Arrests | | |
|---------------------------|-----------|----------|
| Offense | Adult | Juvenile |
| Bad Checks | 0 | 0 |
| Curfew/Loitering/Vagrancy | 0 | 0 |
| Disorderly Conduct | 1 | 0 |
| DUI | 9 | 0 |
| Family-Non Violent | 0 | 0 |
| Liquor Law Violations | 1 | 0 |
| Peeping Tom | 0 | 0 |
| Trespass | 0 | 0 |
| All Other Offenses | 2 | 0 |
| Total Group B | 13 | 0 |

Cavalier Police Department – 2016

2016 Population Estimate 1,233

Offense Overview

Offense Total 61
 Number Cleared 10
 Percent Cleared 16.39 %
 Group A Crimes per 100,000 population 4,947.3

Arrest Overview

Total Arrests 16
 Adult Arrests 16
 Juvenile Arrests 0
 Unknown Age 0
 Arrests per 100,000 population 1,297.6
 Average number offenses/incident 1.13

| | Offenses | | Arrests | |
|----------------------------------|-----------|-----------|----------|----------|
| | Reported | Cleared | Adult | Juvenile |
| Group A Offenses | | | | |
| Crimes Against Persons | | | | |
| Murder | 0 | 0 | 0 | 0 |
| Negligent Manslaughter | 0 | 0 | 0 | 0 |
| Kidnapping/Abduction | 0 | 0 | 0 | 0 |
| Rape | 0 | 0 | 0 | 0 |
| Sodomy | 0 | 0 | 0 | 0 |
| Sexual Assault W/Object | 0 | 0 | 0 | 0 |
| Fondling | 0 | 0 | 0 | 0 |
| Incest | 0 | 0 | 0 | 0 |
| Statutory Rape | 0 | 0 | 0 | 0 |
| Aggravated Assault | 0 | 0 | 0 | 0 |
| Simple Assault | 8 | 1 | 1 | 0 |
| Intimidation | 1 | 1 | 1 | 0 |
| Stalking | 3 | 0 | 0 | 0 |
| Commercial Sex Acts | 0 | 0 | 0 | 0 |
| Involuntary Servitude | 0 | 0 | 0 | 0 |
| Crimes Against Property | | | | |
| Arson | 1 | 0 | 0 | 0 |
| Bribery | 0 | 0 | 0 | 0 |
| Burglary | 7 | 1 | 1 | 0 |
| Counterfeiting/Forgery | 1 | 0 | 0 | 0 |
| Destruction/Damage/Vandalism | 8 | 1 | 1 | 0 |
| Embezzlement | 0 | 0 | 0 | 0 |
| Extortion/Blackmail | 1 | 0 | 0 | 0 |
| False Pretenses | 0 | 0 | 0 | 0 |
| Credit Card/ATM Fraud | 1 | 0 | 0 | 0 |
| Impersonation | 0 | 0 | 0 | 0 |
| Welfare Fraud | 0 | 0 | 0 | 0 |
| Wire Fraud | 1 | 0 | 0 | 0 |
| Identity Theft | 0 | 0 | 0 | 0 |
| Hacking/Computer Invasion | 0 | 0 | 0 | 0 |
| Motor Vehicle Theft | 0 | 0 | 0 | 0 |
| Robbery | 0 | 0 | 0 | 0 |
| Stolen Property Offenses | 0 | 0 | 0 | 0 |
| Pocket-picking | 0 | 0 | 0 | 0 |
| Purse-snatching | 0 | 0 | 0 | 0 |
| Shoplifting | 3 | 0 | 0 | 0 |
| Theft From Building | 4 | 1 | 1 | 0 |
| Theft From Coin Machine | 0 | 0 | 0 | 0 |
| Theft From Motor Vehicle | 4 | 0 | 0 | 0 |
| Theft of Motor Vehicle Parts | 0 | 0 | 0 | 0 |
| All Other Larceny | 7 | 0 | 0 | 0 |
| Crimes Against Society | | | | |
| Animal Cruelty | 0 | 0 | 0 | 0 |
| Drug/Narcotic Violations | 3 | 2 | 1 | 0 |
| Drug Equipment Violations | 7 | 3 | 2 | 0 |
| Betting/Wagering | 0 | 0 | 0 | 0 |
| Operating/Promoting Gambling | 0 | 0 | 0 | 0 |
| Gambling Equipment Violations | 0 | 0 | 0 | 0 |
| Sports Tampering | 0 | 0 | 0 | 0 |
| Pornography/Obscene Material | 0 | 0 | 0 | 0 |
| Prostitution | 0 | 0 | 0 | 0 |
| Prostitution Assisting/Promoting | 0 | 0 | 0 | 0 |
| Purchasing Prostitution | 0 | 0 | 0 | 0 |
| Weapon Law Violations | 1 | 0 | 0 | 0 |
| Total Group A Offenses | 61 | 10 | 8 | 0 |

| Domestic Incident Victims | | |
|----------------------------------|----------|----------|
| Offense | Reported | Cleared |
| Murder | 0 | 0 |
| Aggravated Assault | 0 | 0 |
| Simple Assault | 3 | 1 |
| Intimidation | 0 | 0 |
| Stalking | 0 | 0 |
| Rape | 0 | 0 |
| Sodomy | 0 | 0 |
| Sexual Assault W/Object | 0 | 0 |
| Fondling | 0 | 0 |
| Incest | 0 | 0 |
| Statutory Rape | 0 | 0 |
| Kidnapping/Abduction | 0 | 0 |
| Total | 3 | 1 |

| Group B Arrests | | |
|---------------------------|----------|----------|
| Offense | Adult | Juvenile |
| Bad Checks | 0 | 0 |
| Curfew/Loitering/Vagrancy | 0 | 0 |
| Disorderly Conduct | 1 | 0 |
| DUI | 4 | 0 |
| Family-Non Violent | 0 | 0 |
| Liquor Law Violations | 2 | 0 |
| Peeping Tom | 0 | 0 |
| Trespass | 0 | 0 |
| All Other Offenses | 1 | 0 |
| Total Group B | 8 | 0 |

Devils Lake Police Department – 2016

2016 Population Estimate 7,394

Offense Overview

Offense Total 739
 Number Cleared 423
 Percent Cleared 57.24 %
 Group A Crimes per 100,000 population 9,994.6

Arrest Overview

Total Arrests 777
 Adult Arrests 627
 Juvenile Arrests 150
 Unknown Age 0
 Arrests per 100,000 population 10,508.5
 Average number offenses/incident 1.17

| | Offenses | | Arrests | |
|----------------------------------|------------|------------|------------|-----------|
| | Reported | Cleared | Adult | Juvenile |
| Group A Offenses | | | | |
| Crimes Against Persons | | | | |
| Murder | 0 | 0 | 0 | 0 |
| Negligent Manslaughter | 0 | 0 | 0 | 0 |
| Kidnapping/Abduction | 0 | 0 | 0 | 0 |
| Rape | 2 | 0 | 0 | 0 |
| Sodomy | 0 | 0 | 0 | 0 |
| Sexual Assault W/Object | 0 | 0 | 0 | 0 |
| Fondling | 9 | 2 | 1 | 0 |
| Incest | 0 | 0 | 0 | 0 |
| Statutory Rape | 3 | 0 | 0 | 0 |
| Aggravated Assault | 3 | 2 | 2 | 0 |
| Simple Assault | 78 | 64 | 53 | 2 |
| Intimidation | 5 | 4 | 2 | 1 |
| Stalking | 9 | 3 | 1 | 0 |
| Commercial Sex Acts | 0 | 0 | 0 | 0 |
| Involuntary Servitude | 0 | 0 | 0 | 0 |
| Crimes Against Property | | | | |
| Arson | 0 | 0 | 0 | 0 |
| Bribery | 0 | 0 | 0 | 0 |
| Burglary | 37 | 8 | 4 | 3 |
| Counterfeiting/Forgery | 14 | 5 | 6 | 0 |
| Destruction/Damage/Vandalism | 94 | 26 | 9 | 10 |
| Embezzlement | 8 | 7 | 5 | 2 |
| Extortion/Blackmail | 1 | 0 | 0 | 0 |
| False Pretenses | 12 | 10 | 8 | 0 |
| Credit Card/ATM Fraud | 11 | 4 | 3 | 0 |
| Impersonation | 0 | 0 | 0 | 0 |
| Welfare Fraud | 0 | 0 | 0 | 0 |
| Wire Fraud | 4 | 0 | 0 | 0 |
| Identity Theft | 1 | 0 | 0 | 0 |
| Hacking/Computer Invasion | 0 | 0 | 0 | 0 |
| Motor Vehicle Theft | 32 | 11 | 6 | 2 |
| Robbery | 1 | 1 | 2 | 0 |
| Stolen Property Offenses | 9 | 7 | 4 | 3 |
| Pocket-picking | 0 | 0 | 0 | 0 |
| Purse-snatching | 0 | 0 | 0 | 0 |
| Shoplifting | 100 | 91 | 90 | 8 |
| Theft From Building | 43 | 9 | 6 | 1 |
| Theft From Coin Machine | 0 | 0 | 0 | 0 |
| Theft From Motor Vehicle | 23 | 2 | 0 | 0 |
| Theft of Motor Vehicle Parts | 5 | 0 | 0 | 0 |
| All Other Larceny | 79 | 20 | 10 | 5 |
| Crimes Against Society | | | | |
| Animal Cruelty | 0 | 0 | 0 | 0 |
| Drug/Narcotic Violations | 81 | 77 | 66 | 12 |
| Drug Equipment Violations | 72 | 68 | 34 | 6 |
| Betting/Wagering | 0 | 0 | 0 | 0 |
| Operating/Promoting Gambling | 0 | 0 | 0 | 0 |
| Gambling Equipment Violations | 0 | 0 | 0 | 0 |
| Sports Tampering | 0 | 0 | 0 | 0 |
| Pornography/Obscene Material | 0 | 0 | 0 | 0 |
| Prostitution | 0 | 0 | 0 | 0 |
| Prostitution Assisting/Promoting | 0 | 0 | 0 | 0 |
| Purchasing Prostitution | 0 | 0 | 0 | 0 |
| Weapon Law Violations | 3 | 2 | 1 | 0 |
| Total Group A Offenses | 739 | 423 | 313 | 55 |

| Domestic Incident Victims | | |
|----------------------------------|-----------|-----------|
| Offense | Reported | Cleared |
| Murder | 0 | 0 |
| Aggravated Assault | 3 | 2 |
| Simple Assault | 54 | 48 |
| Intimidation | 1 | 1 |
| Stalking | 2 | 2 |
| Rape | 1 | 0 |
| Sodomy | 0 | 0 |
| Sexual Assault W/Object | 0 | 0 |
| Fondling | 0 | 0 |
| Incest | 0 | 0 |
| Statutory Rape | 0 | 0 |
| Kidnapping/Abduction | 0 | 0 |
| Total | 61 | 53 |

| Group B Arrests | | |
|---------------------------|------------|-----------|
| Offense | Adult | Juvenile |
| Bad Checks | 0 | 0 |
| Curfew/Loitering/Vagrancy | 0 | 13 |
| Disorderly Conduct | 34 | 27 |
| DUI | 70 | 0 |
| Family-Non Violent | 5 | 19 |
| Liquor Law Violations | 65 | 21 |
| Peeping Tom | 0 | 0 |
| Trespass | 22 | 5 |
| All Other Offenses | 118 | 10 |
| Total Group B | 314 | 95 |

Dickinson Police Department – 2016

2016 Population Estimate 25,130

Offense Overview

Offense Total 1,380
 Number Cleared 676
 Percent Cleared 48.99 %
 Group A Crimes per 100,000
 population 5,491.4

Arrest Overview

Total Arrests 1,186
 Adult Arrests 1,062
 Juvenile Arrests 124
 Unknown Age 0
 Arrests per 100,000 population 4,719.5
 Average number offenses/incident 1.18

| Domestic Incident Victims | | |
|---------------------------|------------|------------|
| Offense | Reported | Cleared |
| Murder | 0 | 0 |
| Aggravated Assault | 18 | 17 |
| Simple Assault | 123 | 99 |
| Intimidation | 9 | 6 |
| Stalking | 0 | 0 |
| Rape | 0 | 0 |
| Sodomy | 0 | 0 |
| Sexual Assault W/Object | 0 | 0 |
| Fondling | 4 | 2 |
| Incest | 0 | 0 |
| Statutory Rape | 0 | 0 |
| Kidnapping/Abduction | 2 | 2 |
| Total | 156 | 126 |

| Group B Arrests | | |
|---------------------------|------------|-----------|
| Offense | Adult | Juvenile |
| Bad Checks | 5 | 0 |
| Curfew/Loitering/Vagrancy | 0 | 9 |
| Disorderly Conduct | 47 | 18 |
| DUI | 130 | 0 |
| Family-Non Violent | 0 | 0 |
| Liquor Law Violations | 41 | 10 |
| Peeping Tom | 0 | 0 |
| Trespass | 27 | 1 |
| All Other Offenses | 353 | 24 |
| Total Group B | 623 | 62 |

| | Offenses | | Arrests | |
|----------------------------------|--------------|------------|------------|-----------|
| | Reported | Cleared | Adult | Juvenile |
| Group A Offenses | | | | |
| Crimes Against Persons | | | | |
| Murder | 0 | 0 | 0 | 0 |
| Negligent Manslaughter | 1 | 1 | 1 | 0 |
| Kidnapping/Abduction | 3 | 2 | 2 | 0 |
| Rape | 1 | 1 | 0 | 0 |
| Sodomy | 0 | 0 | 0 | 0 |
| Sexual Assault W/Object | 0 | 0 | 0 | 0 |
| Fondling | 19 | 11 | 4 | 0 |
| Incest | 0 | 0 | 0 | 0 |
| Statutory Rape | 0 | 0 | 0 | 0 |
| Aggravated Assault | 32 | 25 | 19 | 1 |
| Simple Assault | 172 | 130 | 107 | 6 |
| Intimidation | 40 | 31 | 16 | 2 |
| Stalking | 0 | 0 | 0 | 0 |
| Commercial Sex Acts | 0 | 0 | 0 | 0 |
| Involuntary Servitude | 0 | 0 | 0 | 0 |
| Crimes Against Property | | | | |
| Arson | 2 | 2 | 0 | 0 |
| Bribery | 0 | 0 | 0 | 0 |
| Burglary | 43 | 8 | 8 | 0 |
| Counterfeiting/Forgery | 24 | 8 | 6 | 0 |
| Destruction/Damage/Vandalism | 205 | 47 | 25 | 5 |
| Embezzlement | 7 | 5 | 2 | 0 |
| Extortion/Blackmail | 2 | 0 | 0 | 0 |
| False Pretenses | 56 | 19 | 18 | 0 |
| Credit Card/ATM Fraud | 8 | 0 | 0 | 0 |
| Impersonation | 8 | 3 | 1 | 0 |
| Welfare Fraud | 0 | 0 | 0 | 0 |
| Wire Fraud | 1 | 0 | 0 | 0 |
| Identity Theft | 22 | 8 | 2 | 0 |
| Hacking/Computer Invasion | 0 | 0 | 0 | 0 |
| Motor Vehicle Theft | 54 | 13 | 6 | 0 |
| Robbery | 1 | 0 | 0 | 0 |
| Stolen Property Offenses | 9 | 8 | 3 | 0 |
| Pocket-picking | 1 | 1 | 0 | 0 |
| Purse-snatching | 0 | 0 | 0 | 0 |
| Shoplifting | 84 | 62 | 55 | 15 |
| Theft From Building | 113 | 16 | 11 | 2 |
| Theft From Coin Machine | 1 | 0 | 0 | 0 |
| Theft From Motor Vehicle | 70 | 8 | 6 | 0 |
| Theft of Motor Vehicle Parts | 5 | 1 | 0 | 0 |
| All Other Larceny | 137 | 25 | 16 | 4 |
| Crimes Against Society | | | | |
| Animal Cruelty | 0 | 0 | 0 | 0 |
| Drug/Narcotic Violations | 105 | 97 | 75 | 12 |
| Drug Equipment Violations | 121 | 116 | 63 | 9 |
| Betting/Wagering | 0 | 0 | 0 | 0 |
| Operating/Promoting Gambling | 0 | 0 | 0 | 0 |
| Gambling Equipment Violations | 0 | 0 | 0 | 0 |
| Sports Tampering | 0 | 0 | 0 | 0 |
| Pornography/Obscene Material | 7 | 3 | 0 | 4 |
| Prostitution | 1 | 0 | 0 | 0 |
| Prostitution Assisting/Promoting | 0 | 0 | 0 | 0 |
| Purchasing Prostitution | 0 | 0 | 0 | 0 |
| Weapon Law Violations | 25 | 25 | 13 | 2 |
| Total Group A Offenses | 1,380 | 676 | 459 | 62 |

Ellendale Police Department – 2016

2016 Population Estimate 1,281

Offense Overview

Offense Total 12
 Number Cleared 4
 Percent Cleared 33.33 %
 Group A Crimes per 100,000 population 936.8

Arrest Overview

Total Arrests 13
 Adult Arrests 12
 Juvenile Arrests 1
 Unknown Age 0
 Arrests per 100,000 population 1,014.8
 Average number offenses/incident 1.20

| | Offenses | | Arrests | |
|----------------------------------|-----------|----------|----------|----------|
| | Reported | Cleared | Adult | Juvenile |
| Group A Offenses | | | | |
| Crimes Against Persons | | | | |
| Murder | 0 | 0 | 0 | 0 |
| Negligent Manslaughter | 0 | 0 | 0 | 0 |
| Kidnapping/Abduction | 0 | 0 | 0 | 0 |
| Rape | 0 | 0 | 0 | 0 |
| Sodomy | 0 | 0 | 0 | 0 |
| Sexual Assault W/Object | 0 | 0 | 0 | 0 |
| Fondling | 0 | 0 | 0 | 0 |
| Incest | 0 | 0 | 0 | 0 |
| Statutory Rape | 1 | 1 | 1 | 0 |
| Aggravated Assault | 2 | 1 | 2 | 0 |
| Simple Assault | 0 | 0 | 0 | 0 |
| Intimidation | 2 | 0 | 0 | 0 |
| Stalking | 0 | 0 | 0 | 0 |
| Commercial Sex Acts | 0 | 0 | 0 | 0 |
| Involuntary Servitude | 0 | 0 | 0 | 0 |
| Crimes Against Property | | | | |
| Arson | 0 | 0 | 0 | 0 |
| Bribery | 0 | 0 | 0 | 0 |
| Burglary | 2 | 2 | 5 | 0 |
| Counterfeiting/Forgery | 0 | 0 | 0 | 0 |
| Destruction/Damage/Vandalism | 1 | 0 | 0 | 0 |
| Embezzlement | 0 | 0 | 0 | 0 |
| Extortion/Blackmail | 0 | 0 | 0 | 0 |
| False Pretenses | 0 | 0 | 0 | 0 |
| Credit Card/ATM Fraud | 1 | 0 | 0 | 0 |
| Impersonation | 0 | 0 | 0 | 0 |
| Welfare Fraud | 0 | 0 | 0 | 0 |
| Wire Fraud | 0 | 0 | 0 | 0 |
| Identity Theft | 0 | 0 | 0 | 0 |
| Hacking/Computer Invasion | 0 | 0 | 0 | 0 |
| Motor Vehicle Theft | 0 | 0 | 0 | 0 |
| Robbery | 0 | 0 | 0 | 0 |
| Stolen Property Offenses | 0 | 0 | 0 | 0 |
| Pocket-picking | 0 | 0 | 0 | 0 |
| Purse-snatching | 1 | 0 | 0 | 0 |
| Shoplifting | 0 | 0 | 0 | 0 |
| Theft From Building | 0 | 0 | 0 | 0 |
| Theft From Coin Machine | 0 | 0 | 0 | 0 |
| Theft From Motor Vehicle | 0 | 0 | 0 | 0 |
| Theft of Motor Vehicle Parts | 0 | 0 | 0 | 0 |
| All Other Larceny | 2 | 0 | 0 | 0 |
| Crimes Against Society | | | | |
| Animal Cruelty | 0 | 0 | 0 | 0 |
| Drug/Narcotic Violations | 0 | 0 | 0 | 0 |
| Drug Equipment Violations | 0 | 0 | 0 | 0 |
| Betting/Wagering | 0 | 0 | 0 | 0 |
| Operating/Promoting Gambling | 0 | 0 | 0 | 0 |
| Gambling Equipment Violations | 0 | 0 | 0 | 0 |
| Sports Tampering | 0 | 0 | 0 | 0 |
| Pornography/Obscene Material | 0 | 0 | 0 | 0 |
| Prostitution | 0 | 0 | 0 | 0 |
| Prostitution Assisting/Promoting | 0 | 0 | 0 | 0 |
| Purchasing Prostitution | 0 | 0 | 0 | 0 |
| Weapon Law Violations | 0 | 0 | 0 | 0 |
| Total Group A Offenses | 12 | 4 | 8 | 0 |

| Domestic Incident Victims | | |
|----------------------------------|----------|----------|
| Offense | Reported | Cleared |
| Murder | 0 | 0 |
| Aggravated Assault | 1 | 1 |
| Simple Assault | 0 | 0 |
| Intimidation | 0 | 0 |
| Stalking | 0 | 0 |
| Rape | 0 | 0 |
| Sodomy | 0 | 0 |
| Sexual Assault W/Object | 0 | 0 |
| Fondling | 0 | 0 |
| Incest | 0 | 0 |
| Statutory Rape | 0 | 0 |
| Kidnapping/Abduction | 0 | 0 |
| Total | 1 | 1 |

| Group B Arrests | | |
|---------------------------|----------|----------|
| Offense | Adult | Juvenile |
| Bad Checks | 0 | 0 |
| Curfew/Loitering/Vagrancy | 0 | 0 |
| Disorderly Conduct | 0 | 0 |
| DUI | 3 | 0 |
| Family-Non Violent | 1 | 1 |
| Liquor Law Violations | 0 | 0 |
| Peeping Tom | 0 | 0 |
| Trespass | 0 | 0 |
| All Other Offenses | 0 | 0 |
| Total Group B | 4 | 1 |

Emerado Police Department – 2016

| | | | | | |
|---------------------------------------|-----------------|----------------------------------|----------------|----------------|-----------------|
| 2016 Population Estimate | 434 | Offenses | | Arrests | |
| Offense Overview | | Reported | Cleared | Adult | Juvenile |
| | | Group A Offenses | | | |
| | | Crimes Against Persons | | | |
| Offense Total | 34 | | | | |
| Number Cleared | 10 | | | | |
| Percent Cleared | 29.41 % | | | | |
| Group A Crimes per 100,000 population | 7,834.1 | | | | |
| | | Murder | 0 | 0 | 0 |
| | | Negligent Manslaughter | 0 | 0 | 0 |
| | | Kidnapping/Abduction | 0 | 0 | 0 |
| | | Rape | 0 | 0 | 0 |
| | | Sodomy | 0 | 0 | 0 |
| | | Sexual Assault W/Object | 1 | 0 | 0 |
| | | Fondling | 2 | 0 | 0 |
| | | Incest | 0 | 0 | 0 |
| | | Statutory Rape | 0 | 0 | 0 |
| | | Aggravated Assault | 1 | 0 | 0 |
| | | Simple Assault | 4 | 4 | 0 |
| | | Intimidation | 0 | 0 | 0 |
| | | Stalking | 3 | 0 | 0 |
| | | Commercial Sex Acts | 0 | 0 | 0 |
| | | Involuntary Servitude | 0 | 0 | 0 |
| | | Crimes Against Property | | | |
| | | Arson | 0 | 0 | 0 |
| | | Bribery | 0 | 0 | 0 |
| | | Burglary | 1 | 0 | 0 |
| | | Counterfeiting/Forgery | 0 | 0 | 0 |
| | | Destruction/Damage/Vandalism | 7 | 2 | 0 |
| | | Embezzlement | 0 | 0 | 0 |
| | | Extortion/Blackmail | 1 | 0 | 0 |
| | | False Pretenses | 1 | 0 | 0 |
| | | Credit Card/ATM Fraud | 0 | 0 | 0 |
| | | Impersonation | 0 | 0 | 0 |
| | | Welfare Fraud | 0 | 0 | 0 |
| | | Wire Fraud | 0 | 0 | 0 |
| | | Identity Theft | 0 | 0 | 0 |
| | | Hacking/Computer Invasion | 0 | 0 | 0 |
| | | Motor Vehicle Theft | 0 | 0 | 0 |
| | | Robbery | 0 | 0 | 0 |
| | | Stolen Property Offenses | 0 | 0 | 0 |
| | | Pocket-picking | 0 | 0 | 0 |
| | | Purse-snatching | 0 | 0 | 0 |
| | | Shoplifting | 2 | 2 | 0 |
| | | Theft From Building | 0 | 0 | 0 |
| | | Theft From Coin Machine | 0 | 0 | 0 |
| | | Theft From Motor Vehicle | 0 | 0 | 0 |
| | | Theft of Motor Vehicle Parts | 0 | 0 | 0 |
| | | All Other Larceny | 8 | 0 | 0 |
| | | Crimes Against Society | | | |
| | | Animal Cruelty | 0 | 0 | 0 |
| | | Drug/Narcotic Violations | 2 | 1 | 1 |
| | | Drug Equipment Violations | 1 | 1 | 0 |
| | | Betting/Wagering | 0 | 0 | 0 |
| | | Operating/Promoting Gambling | 0 | 0 | 0 |
| | | Gambling Equipment Violations | 0 | 0 | 0 |
| | | Sports Tampering | 0 | 0 | 0 |
| | | Pornography/Obscene Material | 0 | 0 | 0 |
| | | Prostitution | 0 | 0 | 0 |
| | | Prostitution Assisting/Promoting | 0 | 0 | 0 |
| | | Purchasing Prostitution | 0 | 0 | 0 |
| | | Weapon Law Violations | 0 | 0 | 0 |
| | | Total Group A Offenses | 34 | 10 | 6 |
| | | 1 | | | |
| Arrest Overview | | | | | |
| Total Arrests | 17 | | | | |
| Adult Arrests | 15 | | | | |
| Juvenile Arrests | 2 | | | | |
| Unknown Age | 0 | | | | |
| Arrests per 100,000 population | 3,917.1 | | | | |
| Average number offenses/incident | 1.21 | | | | |
| Domestic Incident Victims | | | | | |
| Offense | Reported | Cleared | | | |
| Murder | 0 | 0 | | | |
| Aggravated Assault | 1 | 0 | | | |
| Simple Assault | 4 | 4 | | | |
| Intimidation | 0 | 0 | | | |
| Stalking | 0 | 0 | | | |
| Rape | 0 | 0 | | | |
| Sodomy | 0 | 0 | | | |
| Sexual Assault W/Object | 0 | 0 | | | |
| Fondling | 1 | 0 | | | |
| Incest | 0 | 0 | | | |
| Statutory Rape | 0 | 0 | | | |
| Kidnapping/Abduction | 0 | 0 | | | |
| Total | 6 | 4 | | | |
| Group B Arrests | | | | | |
| Offense | Adult | Juvenile | | | |
| Bad Checks | 0 | 0 | | | |
| Curfew/Loitering/Vagrancy | 0 | 0 | | | |
| Disorderly Conduct | 1 | 0 | | | |
| DUI | 6 | 0 | | | |
| Family-Non Violent | 0 | 1 | | | |
| Liquor Law Violations | 0 | 0 | | | |
| Peeping Tom | 0 | 0 | | | |
| Trespass | 0 | 0 | | | |
| All Other Offenses | 2 | 0 | | | |
| Total Group B | 9 | 1 | | | |

Fargo Police Department – 2016

2016 Population Estimate 121,217

Offense Overview

Offense Total 9,375
 Number Cleared 3,513
 Percent Cleared 37.47 %
 Group A Crimes per 100,000
 population 7,734.1

Arrest Overview

Total Arrests 4,432
 Adult Arrests 3,845
 Juvenile Arrests 587
 Unknown Age 0
 Arrests per 100,000 population 3,656.3
 Average number offenses/incident 1.20

| Domestic Incident Victims | | |
|---------------------------|--------------|------------|
| Offense | Reported | Cleared |
| Murder | 0 | 0 |
| Aggravated Assault | 123 | 73 |
| Simple Assault | 957 | 383 |
| Intimidation | 45 | 26 |
| Stalking | 1 | 0 |
| Rape | 7 | 1 |
| Sodomy | 2 | 0 |
| Sexual Assault W/Object | 0 | 0 |
| Fondling | 6 | 1 |
| Incest | 0 | 0 |
| Statutory Rape | 3 | 0 |
| Kidnapping/Abduction | 12 | 8 |
| Total | 1,156 | 492 |

| Group B Arrests | | |
|---------------------------|--------------|------------|
| Offense | Adult | Juvenile |
| Bad Checks | 0 | 0 |
| Curfew/Loitering/Vagrancy | 0 | 7 |
| Disorderly Conduct | 134 | 72 |
| DUI | 515 | 2 |
| Family-Non Violent | 12 | 0 |
| Liquor Law Violations | 129 | 30 |
| Peeping Tom | 1 | 0 |
| Trespass | 171 | 4 |
| All Other Offenses | 637 | 23 |
| Total Group B | 1,599 | 138 |

| | Offenses | | Arrests | |
|----------------------------------|--------------|--------------|--------------|------------|
| | Reported | Cleared | Adult | Juvenile |
| Group A Offenses | | | | |
| Crimes Against Persons | | | | |
| Murder | 3 | 2 | 2 | 0 |
| Negligent Manslaughter | 0 | 0 | 1 | 0 |
| Kidnapping/Abduction | 23 | 11 | 6 | 0 |
| Rape | 68 | 5 | 8 | 0 |
| Sodomy | 9 | 1 | 0 | 1 |
| Sexual Assault W/Object | 1 | 0 | 0 | 0 |
| Fondling | 73 | 14 | 3 | 6 |
| Incest | 0 | 0 | 0 | 0 |
| Statutory Rape | 9 | 0 | 1 | 0 |
| Aggravated Assault | 319 | 136 | 104 | 10 |
| Simple Assault | 1,377 | 555 | 298 | 96 |
| Intimidation | 262 | 146 | 76 | 19 |
| Stalking | 12 | 7 | 0 | 0 |
| Commercial Sex Acts | 0 | 0 | 1 | 0 |
| Involuntary Servitude | 1 | 1 | 0 | 0 |
| Crimes Against Property | | | | |
| Arson | 21 | 4 | 1 | 2 |
| Bribery | 0 | 0 | 0 | 0 |
| Burglary | 568 | 52 | 35 | 2 |
| Counterfeiting/Forgery | 175 | 42 | 27 | 2 |
| Destruction/Damage/Vandalism | 745 | 80 | 20 | 38 |
| Embezzlement | 7 | 4 | 4 | 1 |
| Extortion/Blackmail | 1 | 0 | 0 | 0 |
| False Pretenses | 187 | 43 | 32 | 1 |
| Credit Card/ATM Fraud | 60 | 13 | 4 | 0 |
| Impersonation | 142 | 21 | 13 | 1 |
| Welfare Fraud | 0 | 0 | 0 | 0 |
| Wire Fraud | 12 | 0 | 0 | 0 |
| Identity Theft | 33 | 4 | 2 | 0 |
| Hacking/Computer Invasion | 0 | 0 | 0 | 0 |
| Motor Vehicle Theft | 337 | 48 | 15 | 7 |
| Robbery | 68 | 21 | 25 | 3 |
| Stolen Property Offenses | 107 | 84 | 65 | 14 |
| Pocket-picking | 1 | 0 | 0 | 0 |
| Purse-snatching | 0 | 0 | 0 | 0 |
| Shoplifting | 973 | 635 | 521 | 110 |
| Theft From Building | 17 | 3 | 5 | 0 |
| Theft From Coin Machine | 3 | 0 | 0 | 0 |
| Theft From Motor Vehicle | 460 | 41 | 23 | 10 |
| Theft of Motor Vehicle Parts | 30 | 1 | 1 | 0 |
| All Other Larceny | 1,570 | 241 | 173 | 41 |
| Crimes Against Society | | | | |
| Animal Cruelty | 0 | 0 | 0 | 0 |
| Drug/Narcotic Violations | 821 | 623 | 432 | 54 |
| Drug Equipment Violations | 765 | 602 | 306 | 26 |
| Betting/Wagering | 0 | 0 | 0 | 0 |
| Operating/Promoting Gambling | 0 | 0 | 0 | 0 |
| Gambling Equipment Violations | 0 | 0 | 0 | 0 |
| Sports Tampering | 0 | 0 | 0 | 0 |
| Pornography/Obscene Material | 16 | 5 | 2 | 2 |
| Prostitution | 0 | 0 | 0 | 0 |
| Prostitution Assisting/Promoting | 5 | 0 | 0 | 0 |
| Purchasing Prostitution | 12 | 12 | 12 | 0 |
| Weapon Law Violations | 82 | 56 | 28 | 3 |
| Total Group A Offenses | 9,375 | 3,513 | 2,246 | 449 |

Fessenden Police Department – 2016

| | | | | | | | |
|---------------------------------------|------------|----------------------------------|-----------|----------------|----------|----------|----------|
| 2016 Population Estimate | 471 | Offenses | | Arrests | | | |
| Offense Overview | | Group A Offenses | | Reported | Cleared | Adult | Juvenile |
| Offense Total | 11 | Crimes Against Persons | | | | | |
| Number Cleared | 2 | Murder | 0 | 0 | 0 | 0 | 0 |
| Percent Cleared | 18.18 % | Negligent Manslaughter | 0 | 0 | 0 | 0 | 0 |
| Group A Crimes per 100,000 population | 2,335.5 | Kidnapping/Abduction | 0 | 0 | 0 | 0 | 0 |
| | | Rape | 0 | 0 | 0 | 0 | 0 |
| | | Sodomy | 0 | 0 | 0 | 0 | 0 |
| | | Sexual Assault W/Object | 0 | 0 | 0 | 0 | 0 |
| | | Fondling | 0 | 0 | 0 | 0 | 0 |
| | | Incest | 0 | 0 | 0 | 0 | 0 |
| | | Statutory Rape | 0 | 0 | 0 | 0 | 0 |
| | | Aggravated Assault | 0 | 0 | 0 | 0 | 0 |
| | | Simple Assault | 1 | 0 | 0 | 0 | 0 |
| | | Intimidation | 0 | 0 | 0 | 0 | 0 |
| | | Stalking | 1 | 0 | 0 | 0 | 0 |
| | | Commercial Sex Acts | 0 | 0 | 0 | 0 | 0 |
| | | Involuntary Servitude | 0 | 0 | 0 | 0 | 0 |
| | | Crimes Against Property | | | | | |
| | | Arson | 0 | 0 | 0 | 0 | 0 |
| | | Bribery | 0 | 0 | 0 | 0 | 0 |
| | | Burglary | 1 | 0 | 0 | 0 | 0 |
| | | Counterfeiting/Forgery | 0 | 0 | 0 | 0 | 0 |
| | | Destruction/Damage/Vandalism | 3 | 1 | 0 | 0 | 0 |
| | | Embezzlement | 0 | 0 | 0 | 0 | 0 |
| | | Extortion/Blackmail | 0 | 0 | 0 | 0 | 0 |
| | | False Pretenses | 0 | 0 | 0 | 0 | 0 |
| | | Credit Card/ATM Fraud | 0 | 0 | 0 | 0 | 0 |
| | | Impersonation | 0 | 0 | 0 | 0 | 0 |
| | | Welfare Fraud | 0 | 0 | 0 | 0 | 0 |
| | | Wire Fraud | 0 | 0 | 0 | 0 | 0 |
| | | Identity Theft | 0 | 0 | 0 | 0 | 0 |
| | | Hacking/Computer Invasion | 0 | 0 | 0 | 0 | 0 |
| | | Motor Vehicle Theft | 0 | 0 | 0 | 0 | 0 |
| | | Robbery | 0 | 0 | 0 | 0 | 0 |
| | | Stolen Property Offenses | 0 | 0 | 0 | 0 | 0 |
| | | Pocket-picking | 0 | 0 | 0 | 0 | 0 |
| | | Purse-snatching | 0 | 0 | 0 | 0 | 0 |
| | | Shoplifting | 0 | 0 | 0 | 0 | 0 |
| | | Theft From Building | 2 | 0 | 0 | 0 | 0 |
| | | Theft From Coin Machine | 0 | 0 | 0 | 0 | 0 |
| | | Theft From Motor Vehicle | 1 | 0 | 0 | 0 | 0 |
| | | Theft of Motor Vehicle Parts | 0 | 0 | 0 | 0 | 0 |
| | | All Other Larceny | 1 | 0 | 0 | 0 | 0 |
| | | Crimes Against Society | | | | | |
| | | Animal Cruelty | 0 | 0 | 0 | 0 | 0 |
| | | Drug/Narcotic Violations | 1 | 1 | 1 | 0 | 0 |
| | | Drug Equipment Violations | 0 | 0 | 0 | 0 | 0 |
| | | Betting/Wagering | 0 | 0 | 0 | 0 | 0 |
| | | Operating/Promoting Gambling | 0 | 0 | 0 | 0 | 0 |
| | | Gambling Equipment Violations | 0 | 0 | 0 | 0 | 0 |
| | | Sports Tampering | 0 | 0 | 0 | 0 | 0 |
| | | Pornography/Obscene Material | 0 | 0 | 0 | 0 | 0 |
| | | Prostitution | 0 | 0 | 0 | 0 | 0 |
| | | Prostitution Assisting/Promoting | 0 | 0 | 0 | 0 | 0 |
| | | Purchasing Prostitution | 0 | 0 | 0 | 0 | 0 |
| | | Weapon Law Violations | 0 | 0 | 0 | 0 | 0 |
| | | Total Group A Offenses | 11 | 2 | 1 | 0 | 0 |

| Domestic Incident Victims | | |
|---------------------------|----------|----------|
| Offense | Reported | Cleared |
| Murder | 0 | 0 |
| Aggravated Assault | 0 | 0 |
| Simple Assault | 1 | 0 |
| Intimidation | 0 | 0 |
| Stalking | 0 | 0 |
| Rape | 0 | 0 |
| Sodomy | 0 | 0 |
| Sexual Assault W/Object | 0 | 0 |
| Fondling | 0 | 0 |
| Incest | 0 | 0 |
| Statutory Rape | 0 | 0 |
| Kidnapping/Abduction | 0 | 0 |
| Total | 1 | 0 |

| Group B Arrests | | |
|---------------------------|----------|----------|
| Offense | Adult | Juvenile |
| Bad Checks | 0 | 0 |
| Curfew/Loitering/Vagrancy | 0 | 0 |
| Disorderly Conduct | 0 | 0 |
| DUI | 0 | 0 |
| Family-Non Violent | 1 | 0 |
| Liquor Law Violations | 0 | 0 |
| Peeping Tom | 0 | 0 |
| Trespass | 0 | 0 |
| All Other Offenses | 1 | 0 |
| Total Group B | 2 | 0 |

Grafton Police Department – 2016

2016 Population Estimate 4,237

Offense Overview

Offense Total 274
 Number Cleared 83
 Percent Cleared 30.29 %
 Group A Crimes per 100,000 population 6,466.8

Arrest Overview

Total Arrests 148
 Adult Arrests 115
 Juvenile Arrests 33
 Unknown Age 0
 Arrests per 100,000 population 3,493.0
 Average number offenses/incident 1.15

| | Offenses | | Arrests | |
|----------------------------------|------------|-----------|-----------|-----------|
| | Reported | Cleared | Adult | Juvenile |
| Group A Offenses | | | | |
| Crimes Against Persons | | | | |
| Murder | 0 | 0 | 0 | 0 |
| Negligent Manslaughter | 0 | 0 | 0 | 0 |
| Kidnapping/Abduction | 0 | 0 | 0 | 0 |
| Rape | 3 | 2 | 1 | 0 |
| Sodomy | 0 | 0 | 0 | 0 |
| Sexual Assault W/Object | 0 | 0 | 0 | 0 |
| Fondling | 2 | 0 | 0 | 0 |
| Incest | 0 | 0 | 0 | 0 |
| Statutory Rape | 1 | 1 | 1 | 0 |
| Aggravated Assault | 10 | 6 | 4 | 2 |
| Simple Assault | 42 | 15 | 10 | 2 |
| Intimidation | 18 | 6 | 2 | 1 |
| Stalking | 3 | 0 | 0 | 0 |
| Commercial Sex Acts | 0 | 0 | 0 | 0 |
| Involuntary Servitude | 0 | 0 | 0 | 0 |
| Crimes Against Property | | | | |
| Arson | 1 | 1 | 1 | 0 |
| Bribery | 0 | 0 | 0 | 0 |
| Burglary | 12 | 1 | 1 | 0 |
| Counterfeiting/Forgery | 3 | 0 | 0 | 0 |
| Destruction/Damage/Vandalism | 29 | 4 | 1 | 5 |
| Embezzlement | 0 | 0 | 0 | 0 |
| Extortion/Blackmail | 0 | 0 | 0 | 0 |
| False Pretenses | 6 | 0 | 0 | 0 |
| Credit Card/ATM Fraud | 0 | 0 | 0 | 0 |
| Impersonation | 3 | 0 | 0 | 0 |
| Welfare Fraud | 0 | 0 | 0 | 0 |
| Wire Fraud | 1 | 0 | 0 | 0 |
| Identity Theft | 0 | 0 | 0 | 0 |
| Hacking/Computer Invasion | 0 | 0 | 0 | 0 |
| Motor Vehicle Theft | 4 | 1 | 0 | 0 |
| Robbery | 0 | 0 | 0 | 0 |
| Stolen Property Offenses | 0 | 0 | 0 | 0 |
| Pocket-picking | 0 | 0 | 0 | 0 |
| Purse-snatching | 0 | 0 | 0 | 0 |
| Shoplifting | 24 | 10 | 8 | 3 |
| Theft From Building | 0 | 0 | 0 | 0 |
| Theft From Coin Machine | 0 | 0 | 0 | 0 |
| Theft From Motor Vehicle | 3 | 0 | 1 | 0 |
| Theft of Motor Vehicle Parts | 1 | 0 | 0 | 0 |
| All Other Larceny | 63 | 4 | 1 | 2 |
| Crimes Against Society | | | | |
| Animal Cruelty | 0 | 0 | 0 | 0 |
| Drug/Narcotic Violations | 15 | 13 | 12 | 0 |
| Drug Equipment Violations | 25 | 16 | 6 | 0 |
| Betting/Wagering | 0 | 0 | 0 | 0 |
| Operating/Promoting Gambling | 0 | 0 | 0 | 0 |
| Gambling Equipment Violations | 0 | 0 | 0 | 0 |
| Sports Tampering | 0 | 0 | 0 | 0 |
| Pornography/Obscene Material | 1 | 0 | 0 | 0 |
| Prostitution | 0 | 0 | 0 | 0 |
| Prostitution Assisting/Promoting | 0 | 0 | 0 | 0 |
| Purchasing Prostitution | 0 | 0 | 0 | 0 |
| Weapon Law Violations | 4 | 3 | 2 | 0 |
| Total Group A Offenses | 274 | 83 | 51 | 15 |

| Domestic Incident Victims | | |
|----------------------------------|-----------|-----------|
| Offense | Reported | Cleared |
| Murder | 0 | 0 |
| Aggravated Assault | 4 | 3 |
| Simple Assault | 14 | 7 |
| Intimidation | 3 | 3 |
| Stalking | 0 | 0 |
| Rape | 1 | 1 |
| Sodomy | 0 | 0 |
| Sexual Assault W/Object | 0 | 0 |
| Fondling | 1 | 0 |
| Incest | 0 | 0 |
| Statutory Rape | 0 | 0 |
| Kidnapping/Abduction | 0 | 0 |
| Total | 23 | 14 |

| Group B Arrests | | |
|---------------------------|-----------|-----------|
| Offense | Adult | Juvenile |
| Bad Checks | 0 | 0 |
| Curfew/Loitering/Vagrancy | 0 | 3 |
| Disorderly Conduct | 11 | 10 |
| DUI | 35 | 0 |
| Family-Non Violent | 1 | 0 |
| Liquor Law Violations | 9 | 0 |
| Peeping Tom | 0 | 0 |
| Trespass | 2 | 0 |
| All Other Offenses | 6 | 5 |
| Total Group B | 64 | 18 |

Grand Forks Police Department – 2016

2016 Population Estimate 57,853

Offense Overview

Offense Total 4,055
 Number Cleared 1,114
 Percent Cleared 27.47 %
 Group A Crimes per 100,000
 population 7,009.1

Arrest Overview

Total Arrests 1,809
 Adult Arrests 1,463
 Juvenile Arrests 346
 Unknown Age 0
 Arrests per 100,000 population 3,126.9
 Average number offenses/incident 1.13

| Domestic Incident Victims | | |
|---------------------------|------------|------------|
| Offense | Reported | Cleared |
| Murder | 0 | 0 |
| Aggravated Assault | 58 | 45 |
| Simple Assault | 274 | 121 |
| Intimidation | 30 | 12 |
| Stalking | 8 | 0 |
| Rape | 8 | 1 |
| Sodomy | 0 | 0 |
| Sexual Assault W/Object | 0 | 0 |
| Fondling | 4 | 1 |
| Incest | 1 | 0 |
| Statutory Rape | 4 | 0 |
| Kidnapping/Abduction | 3 | 1 |
| Total | 390 | 181 |

| Group B Arrests | | |
|---------------------------|------------|------------|
| Offense | Adult | Juvenile |
| Bad Checks | 0 | 0 |
| Curfew/Loitering/Vagrancy | 0 | 14 |
| Disorderly Conduct | 151 | 82 |
| DUI | 155 | 2 |
| Family-Non Violent | 12 | 17 |
| Liquor Law Violations | 147 | 39 |
| Peeping Tom | 0 | 0 |
| Trespass | 60 | 3 |
| All Other Offenses | 127 | 25 |
| Total Group B | 652 | 182 |

| | Offenses | | Arrests | |
|----------------------------------|--------------|--------------|------------|------------|
| | Reported | Cleared | Adult | Juvenile |
| Group A Offenses | | | | |
| Crimes Against Persons | | | | |
| Murder | 1 | 1 | 1 | 0 |
| Negligent Manslaughter | 0 | 0 | 0 | 0 |
| Kidnapping/Abduction | 4 | 1 | 1 | 0 |
| Rape | 33 | 4 | 3 | 0 |
| Sodomy | 0 | 0 | 0 | 0 |
| Sexual Assault W/Object | 0 | 0 | 0 | 0 |
| Fondling | 33 | 6 | 3 | 0 |
| Incest | 1 | 0 | 0 | 0 |
| Statutory Rape | 9 | 0 | 1 | 0 |
| Aggravated Assault | 113 | 64 | 59 | 1 |
| Simple Assault | 552 | 192 | 137 | 21 |
| Intimidation | 105 | 40 | 22 | 4 |
| Stalking | 15 | 0 | 0 | 0 |
| Commercial Sex Acts | 1 | 0 | 0 | 0 |
| Involuntary Servitude | 0 | 0 | 0 | 0 |
| Crimes Against Property | | | | |
| Arson | 1 | 1 | 1 | 0 |
| Bribery | 0 | 0 | 0 | 0 |
| Burglary | 310 | 30 | 22 | 0 |
| Counterfeiting/Forgery | 70 | 3 | 5 | 0 |
| Destruction/Damage/Vandalism | 548 | 47 | 22 | 9 |
| Embezzlement | 31 | 13 | 14 | 0 |
| Extortion/Blackmail | 2 | 0 | 0 | 0 |
| False Pretenses | 160 | 18 | 19 | 0 |
| Credit Card/ATM Fraud | 53 | 5 | 3 | 1 |
| Impersonation | 8 | 0 | 0 | 0 |
| Welfare Fraud | 1 | 0 | 0 | 0 |
| Wire Fraud | 0 | 0 | 0 | 0 |
| Identity Theft | 1 | 0 | 0 | 0 |
| Hacking/Computer Invasion | 0 | 0 | 0 | 0 |
| Motor Vehicle Theft | 140 | 11 | 5 | 2 |
| Robbery | 27 | 10 | 11 | 1 |
| Stolen Property Offenses | 15 | 8 | 6 | 0 |
| Pocket-picking | 0 | 0 | 0 | 0 |
| Purse-snatching | 1 | 0 | 0 | 0 |
| Shoplifting | 350 | 210 | 188 | 57 |
| Theft From Building | 63 | 5 | 4 | 0 |
| Theft From Coin Machine | 5 | 0 | 1 | 0 |
| Theft From Motor Vehicle | 269 | 13 | 14 | 0 |
| Theft of Motor Vehicle Parts | 56 | 3 | 3 | 0 |
| All Other Larceny | 612 | 44 | 26 | 12 |
| Crimes Against Society | | | | |
| Animal Cruelty | 0 | 0 | 0 | 0 |
| Drug/Narcotic Violations | 189 | 175 | 140 | 41 |
| Drug Equipment Violations | 200 | 178 | 87 | 13 |
| Betting/Wagering | 0 | 0 | 0 | 0 |
| Operating/Promoting Gambling | 0 | 0 | 0 | 0 |
| Gambling Equipment Violations | 0 | 0 | 0 | 0 |
| Sports Tampering | 0 | 0 | 0 | 0 |
| Pornography/Obscene Material | 9 | 0 | 1 | 0 |
| Prostitution | 39 | 7 | 0 | 0 |
| Prostitution Assisting/Promoting | 0 | 0 | 0 | 0 |
| Purchasing Prostitution | 2 | 2 | 0 | 0 |
| Weapon Law Violations | 26 | 23 | 12 | 2 |
| Total Group A Offenses | 4,055 | 1,114 | 811 | 164 |

Harvey Police Department – 2016

| | | | | | | | |
|---------------------------------------|---------|----------------------------------|-----------|----------------|----------|----------|----------|
| 2016 Population Estimate | 1,779 | Offenses | | Arrests | | | |
| Offense Overview | | Group A Offenses | | Reported | Cleared | Adult | Juvenile |
| Offense Total | 72 | Crimes Against Persons | | | | | |
| Number Cleared | 15 | Murder | 0 | 0 | 0 | 0 | 0 |
| Percent Cleared | 20.83 % | Negligent Manslaughter | 0 | 0 | 0 | 0 | 0 |
| Group A Crimes per 100,000 population | 4,047.2 | Kidnapping/Abduction | 0 | 0 | 0 | 0 | 0 |
| | | Rape | 1 | 0 | 0 | 0 | 0 |
| | | Sodomy | 0 | 0 | 0 | 0 | 0 |
| | | Sexual Assault W/Object | 0 | 0 | 0 | 0 | 0 |
| | | Fondling | 0 | 0 | 0 | 0 | 0 |
| | | Incest | 0 | 0 | 0 | 0 | 0 |
| | | Statutory Rape | 0 | 0 | 0 | 0 | 0 |
| | | Aggravated Assault | 6 | 0 | 1 | 0 | 0 |
| | | Simple Assault | 11 | 6 | 2 | 0 | 0 |
| | | Intimidation | 0 | 0 | 0 | 0 | 0 |
| | | Stalking | 9 | 3 | 0 | 0 | 0 |
| | | Commercial Sex Acts | 0 | 0 | 0 | 0 | 0 |
| | | Involuntary Servitude | 0 | 0 | 0 | 0 | 0 |
| | | Crimes Against Property | | | | | |
| | | Arson | 0 | 0 | 0 | 0 | 0 |
| | | Bribery | 0 | 0 | 0 | 0 | 0 |
| | | Burglary | 6 | 1 | 1 | 0 | 0 |
| | | Counterfeiting/Forgery | 0 | 0 | 0 | 0 | 0 |
| | | Destruction/Damage/Vandalism | 16 | 1 | 0 | 0 | 0 |
| | | Embezzlement | 0 | 0 | 0 | 0 | 0 |
| | | Extortion/Blackmail | 0 | 0 | 0 | 0 | 0 |
| | | False Pretenses | 0 | 0 | 0 | 0 | 0 |
| | | Credit Card/ATM Fraud | 1 | 0 | 0 | 0 | 0 |
| | | Impersonation | 0 | 0 | 0 | 0 | 0 |
| | | Welfare Fraud | 0 | 0 | 0 | 0 | 0 |
| | | Wire Fraud | 0 | 0 | 0 | 0 | 0 |
| | | Identity Theft | 0 | 0 | 0 | 0 | 0 |
| | | Hacking/Computer Invasion | 0 | 0 | 0 | 0 | 0 |
| | | Motor Vehicle Theft | 2 | 1 | 1 | 0 | 0 |
| | | Robbery | 0 | 0 | 0 | 0 | 0 |
| | | Stolen Property Offenses | 0 | 0 | 0 | 0 | 0 |
| | | Pocket-picking | 0 | 0 | 0 | 0 | 0 |
| | | Purse-snatching | 0 | 0 | 0 | 0 | 0 |
| | | Shoplifting | 0 | 0 | 0 | 0 | 0 |
| | | Theft From Building | 1 | 0 | 0 | 0 | 0 |
| | | Theft From Coin Machine | 0 | 0 | 0 | 0 | 0 |
| | | Theft From Motor Vehicle | 1 | 0 | 0 | 0 | 0 |
| | | Theft of Motor Vehicle Parts | 0 | 0 | 0 | 0 | 0 |
| | | All Other Larceny | 13 | 1 | 0 | 0 | 0 |
| | | Crimes Against Society | | | | | |
| | | Animal Cruelty | 0 | 0 | 0 | 0 | 0 |
| | | Drug/Narcotic Violations | 3 | 1 | 0 | 0 | 0 |
| | | Drug Equipment Violations | 2 | 1 | 0 | 0 | 0 |
| | | Betting/Wagering | 0 | 0 | 0 | 0 | 0 |
| | | Operating/Promoting Gambling | 0 | 0 | 0 | 0 | 0 |
| | | Gambling Equipment Violations | 0 | 0 | 0 | 0 | 0 |
| | | Sports Tampering | 0 | 0 | 0 | 0 | 0 |
| | | Pornography/Obscene Material | 0 | 0 | 0 | 0 | 0 |
| | | Prostitution | 0 | 0 | 0 | 0 | 0 |
| | | Prostitution Assisting/Promoting | 0 | 0 | 0 | 0 | 0 |
| | | Purchasing Prostitution | 0 | 0 | 0 | 0 | 0 |
| | | Weapon Law Violations | 0 | 0 | 0 | 0 | 0 |
| | | Total Group A Offenses | 72 | 15 | 5 | 0 | 0 |

| Domestic Incident Victims | | |
|---------------------------|-----------|----------|
| Offense | Reported | Cleared |
| Murder | 0 | 0 |
| Aggravated Assault | 4 | 0 |
| Simple Assault | 3 | 1 |
| Intimidation | 0 | 0 |
| Stalking | 4 | 2 |
| Rape | 0 | 0 |
| Sodomy | 0 | 0 |
| Sexual Assault W/Object | 0 | 0 |
| Fondling | 0 | 0 |
| Incest | 0 | 0 |
| Statutory Rape | 0 | 0 |
| Kidnapping/Abduction | 0 | 0 |
| Total | 11 | 3 |

| Group B Arrests | | |
|---------------------------|----------|----------|
| Offense | Adult | Juvenile |
| Bad Checks | 0 | 0 |
| Curfew/Loitering/Vagrancy | 0 | 0 |
| Disorderly Conduct | 1 | 0 |
| DUI | 3 | 0 |
| Family-Non Violent | 1 | 0 |
| Liquor Law Violations | 0 | 0 |
| Peeping Tom | 0 | 0 |
| Trespass | 1 | 0 |
| All Other Offenses | 2 | 0 |
| Total Group B | 8 | 0 |

Hazen Police Department – 2016

2016 Population Estimate **2,504**

Offense Overview

Offense Total **4**
 Number Cleared **1**
 Percent Cleared **25.00 %**
 Group A Crimes per 100,000 population **159.7**

Arrest Overview

Total Arrests **2**
 Adult Arrests **2**
 Juvenile Arrests **0**
 Unknown Age **0**
 Arrests per 100,000 population **79.9**
 Average number offenses/incident **1.00**

| Domestic Incident Victims | | |
|---------------------------|----------|----------|
| Offense | Reported | Cleared |
| Murder | 0 | 0 |
| Aggravated Assault | 0 | 0 |
| Simple Assault | 0 | 0 |
| Intimidation | 0 | 0 |
| Stalking | 0 | 0 |
| Rape | 0 | 0 |
| Sodomy | 0 | 0 |
| Sexual Assault W/Object | 0 | 0 |
| Fondling | 0 | 0 |
| Incest | 0 | 0 |
| Statutory Rape | 0 | 0 |
| Kidnapping/Abduction | 0 | 0 |
| Total | 0 | 0 |

| Group B Arrests | | |
|---------------------------|----------|----------|
| Offense | Adult | Juvenile |
| Bad Checks | 0 | 0 |
| Curfew/Loitering/Vagrancy | 0 | 0 |
| Disorderly Conduct | 0 | 0 |
| DUI | 0 | 0 |
| Family-Non Violent | 0 | 0 |
| Liquor Law Violations | 0 | 0 |
| Peeping Tom | 0 | 0 |
| Trespass | 0 | 0 |
| All Other Offenses | 0 | 0 |
| Total Group B | 0 | 0 |

| | Offenses | | Arrests | |
|----------------------------------|----------|----------|----------|----------|
| | Reported | Cleared | Adult | Juvenile |
| Group A Offenses | | | | |
| Crimes Against Persons | | | | |
| Murder | 0 | 0 | 0 | 0 |
| Negligent Manslaughter | 0 | 0 | 0 | 0 |
| Kidnapping/Abduction | 0 | 0 | 0 | 0 |
| Rape | 0 | 0 | 0 | 0 |
| Sodomy | 0 | 0 | 0 | 0 |
| Sexual Assault W/Object | 0 | 0 | 0 | 0 |
| Fondling | 0 | 0 | 0 | 0 |
| Incest | 0 | 0 | 0 | 0 |
| Statutory Rape | 0 | 0 | 0 | 0 |
| Aggravated Assault | 0 | 0 | 0 | 0 |
| Simple Assault | 0 | 0 | 0 | 0 |
| Intimidation | 0 | 0 | 0 | 0 |
| Stalking | 1 | 0 | 0 | 0 |
| Commercial Sex Acts | 0 | 0 | 0 | 0 |
| Involuntary Servitude | 0 | 0 | 0 | 0 |
| Crimes Against Property | | | | |
| Arson | 0 | 0 | 0 | 0 |
| Bribery | 0 | 0 | 0 | 0 |
| Burglary | 0 | 0 | 0 | 0 |
| Counterfeiting/Forgery | 0 | 0 | 0 | 0 |
| Destruction/Damage/Vandalism | 0 | 0 | 0 | 0 |
| Embezzlement | 0 | 0 | 0 | 0 |
| Extortion/Blackmail | 0 | 0 | 0 | 0 |
| False Pretenses | 0 | 0 | 0 | 0 |
| Credit Card/ATM Fraud | 0 | 0 | 0 | 0 |
| Impersonation | 0 | 0 | 0 | 0 |
| Welfare Fraud | 0 | 0 | 0 | 0 |
| Wire Fraud | 0 | 0 | 0 | 0 |
| Identity Theft | 0 | 0 | 0 | 0 |
| Hacking/Computer Invasion | 0 | 0 | 0 | 0 |
| Motor Vehicle Theft | 0 | 0 | 0 | 0 |
| Robbery | 0 | 0 | 0 | 0 |
| Stolen Property Offenses | 1 | 0 | 0 | 0 |
| Pocket-picking | 0 | 0 | 0 | 0 |
| Purse-snatching | 0 | 0 | 0 | 0 |
| Shoplifting | 0 | 0 | 0 | 0 |
| Theft From Building | 1 | 1 | 2 | 0 |
| Theft From Coin Machine | 0 | 0 | 0 | 0 |
| Theft From Motor Vehicle | 0 | 0 | 0 | 0 |
| Theft of Motor Vehicle Parts | 0 | 0 | 0 | 0 |
| All Other Larceny | 1 | 0 | 0 | 0 |
| Crimes Against Society | | | | |
| Animal Cruelty | 0 | 0 | 0 | 0 |
| Drug/Narcotic Violations | 0 | 0 | 0 | 0 |
| Drug Equipment Violations | 0 | 0 | 0 | 0 |
| Betting/Wagering | 0 | 0 | 0 | 0 |
| Operating/Promoting Gambling | 0 | 0 | 0 | 0 |
| Gambling Equipment Violations | 0 | 0 | 0 | 0 |
| Sports Tampering | 0 | 0 | 0 | 0 |
| Pornography/Obscene Material | 0 | 0 | 0 | 0 |
| Prostitution | 0 | 0 | 0 | 0 |
| Prostitution Assisting/Promoting | 0 | 0 | 0 | 0 |
| Purchasing Prostitution | 0 | 0 | 0 | 0 |
| Weapon Law Violations | 0 | 0 | 0 | 0 |
| Total Group A Offenses | 4 | 1 | 2 | 0 |

Hillsboro Police Department – 2016

2016 Population Estimate 1,576

Offense Overview

Offense Total 34
 Number Cleared 5
 Percent Cleared 14.71 %
 Group A Crimes per 100,000 population 2,157.4

Arrest Overview

Total Arrests 10
 Adult Arrests 10
 Juvenile Arrests 0
 Unknown Age 0
 Arrests per 100,000 population 634.5
 Average number offenses/incident 1.10

| Domestic Incident Victims | | |
|---------------------------|----------|----------|
| Offense | Reported | Cleared |
| Murder | 0 | 0 |
| Aggravated Assault | 0 | 0 |
| Simple Assault | 9 | 2 |
| Intimidation | 0 | 0 |
| Stalking | 0 | 0 |
| Rape | 0 | 0 |
| Sodomy | 0 | 0 |
| Sexual Assault W/Object | 0 | 0 |
| Fondling | 0 | 0 |
| Incest | 0 | 0 |
| Statutory Rape | 0 | 0 |
| Kidnapping/Abduction | 0 | 0 |
| Total | 9 | 2 |

| Group B Arrests | | |
|---------------------------|----------|----------|
| Offense | Adult | Juvenile |
| Bad Checks | 0 | 0 |
| Curfew/Loitering/Vagrancy | 0 | 0 |
| Disorderly Conduct | 1 | 0 |
| DUI | 2 | 0 |
| Family-Non Violent | 0 | 0 |
| Liquor Law Violations | 0 | 0 |
| Peeping Tom | 0 | 0 |
| Trespass | 0 | 0 |
| All Other Offenses | 3 | 0 |
| Total Group B | 6 | 0 |

| | Offenses | | Arrests | |
|----------------------------------|-----------|----------|----------|----------|
| | Reported | Cleared | Adult | Juvenile |
| Group A Offenses | | | | |
| Crimes Against Persons | | | | |
| Murder | 0 | 0 | 0 | 0 |
| Negligent Manslaughter | 0 | 0 | 0 | 0 |
| Kidnapping/Abduction | 0 | 0 | 0 | 0 |
| Rape | 0 | 0 | 0 | 0 |
| Sodomy | 0 | 0 | 0 | 0 |
| Sexual Assault W/Object | 0 | 0 | 0 | 0 |
| Fondling | 0 | 0 | 0 | 0 |
| Incest | 0 | 0 | 0 | 0 |
| Statutory Rape | 0 | 0 | 0 | 0 |
| Aggravated Assault | 1 | 0 | 0 | 0 |
| Simple Assault | 9 | 2 | 1 | 0 |
| Intimidation | 0 | 0 | 0 | 0 |
| Stalking | 1 | 0 | 0 | 0 |
| Commercial Sex Acts | 0 | 0 | 0 | 0 |
| Involuntary Servitude | 0 | 0 | 0 | 0 |
| Crimes Against Property | | | | |
| Arson | 0 | 0 | 0 | 0 |
| Bribery | 0 | 0 | 0 | 0 |
| Burglary | 1 | 0 | 0 | 0 |
| Counterfeiting/Forgery | 1 | 0 | 0 | 0 |
| Destruction/Damage/Vandalism | 2 | 0 | 0 | 0 |
| Embezzlement | 0 | 0 | 0 | 0 |
| Extortion/Blackmail | 0 | 0 | 0 | 0 |
| False Pretenses | 0 | 0 | 0 | 0 |
| Credit Card/ATM Fraud | 0 | 0 | 0 | 0 |
| Impersonation | 0 | 0 | 0 | 0 |
| Welfare Fraud | 0 | 0 | 0 | 0 |
| Wire Fraud | 0 | 0 | 0 | 0 |
| Identity Theft | 0 | 0 | 0 | 0 |
| Hacking/Computer Invasion | 0 | 0 | 0 | 0 |
| Motor Vehicle Theft | 5 | 0 | 0 | 0 |
| Robbery | 0 | 0 | 0 | 0 |
| Stolen Property Offenses | 0 | 0 | 0 | 0 |
| Pocket-picking | 0 | 0 | 0 | 0 |
| Purse-snatching | 0 | 0 | 0 | 0 |
| Shoplifting | 0 | 0 | 0 | 0 |
| Theft From Building | 4 | 0 | 0 | 0 |
| Theft From Coin Machine | 0 | 0 | 0 | 0 |
| Theft From Motor Vehicle | 4 | 0 | 0 | 0 |
| Theft of Motor Vehicle Parts | 0 | 0 | 0 | 0 |
| All Other Larceny | 3 | 1 | 1 | 0 |
| Crimes Against Society | | | | |
| Animal Cruelty | 0 | 0 | 0 | 0 |
| Drug/Narcotic Violations | 1 | 1 | 1 | 0 |
| Drug Equipment Violations | 2 | 1 | 1 | 0 |
| Betting/Wagering | 0 | 0 | 0 | 0 |
| Operating/Promoting Gambling | 0 | 0 | 0 | 0 |
| Gambling Equipment Violations | 0 | 0 | 0 | 0 |
| Sports Tampering | 0 | 0 | 0 | 0 |
| Pornography/Obscene Material | 0 | 0 | 0 | 0 |
| Prostitution | 0 | 0 | 0 | 0 |
| Prostitution Assisting/Promoting | 0 | 0 | 0 | 0 |
| Purchasing Prostitution | 0 | 0 | 0 | 0 |
| Weapon Law Violations | 0 | 0 | 0 | 0 |
| Total Group A Offenses | 34 | 5 | 4 | 0 |

Jamestown Police Department – 2016

2016 Population Estimate 15,417

Offense Overview

Offense Total 1,347
 Number Cleared 472
 Percent Cleared 35.04 %
 Group A Crimes per 100,000
 population 8,737.1

Arrest Overview

Total Arrests 1,074
 Adult Arrests 886
 Juvenile Arrests 188
 Unknown Age 0
 Arrests per 100,000 population 6,966.3
 Average number offenses/incident 1.15

| | Offenses | | Arrests | |
|----------------------------------|--------------|------------|------------|-----------|
| | Reported | Cleared | Adult | Juvenile |
| Group A Offenses | | | | |
| Crimes Against Persons | | | | |
| Murder | 0 | 0 | 0 | 0 |
| Negligent Manslaughter | 0 | 0 | 0 | 0 |
| Kidnapping/Abduction | 6 | 4 | 1 | 0 |
| Rape | 10 | 2 | 0 | 1 |
| Sodomy | 0 | 0 | 0 | 0 |
| Sexual Assault W/Object | 0 | 0 | 0 | 0 |
| Fondling | 10 | 2 | 1 | 0 |
| Incest | 0 | 0 | 0 | 0 |
| Statutory Rape | 1 | 0 | 0 | 0 |
| Aggravated Assault | 52 | 30 | 16 | 3 |
| Simple Assault | 222 | 113 | 75 | 11 |
| Intimidation | 50 | 16 | 6 | 1 |
| Stalking | 55 | 0 | 0 | 0 |
| Commercial Sex Acts | 0 | 0 | 0 | 0 |
| Involuntary Servitude | 0 | 0 | 0 | 0 |
| Crimes Against Property | | | | |
| Arson | 0 | 0 | 0 | 0 |
| Bribery | 0 | 0 | 0 | 0 |
| Burglary | 99 | 10 | 2 | 0 |
| Counterfeiting/Forgery | 19 | 1 | 0 | 0 |
| Destruction/Damage/Vandalism | 185 | 29 | 20 | 10 |
| Embezzlement | 13 | 4 | 1 | 0 |
| Extortion/Blackmail | 0 | 0 | 0 | 0 |
| False Pretenses | 12 | 1 | 0 | 0 |
| Credit Card/ATM Fraud | 28 | 2 | 0 | 0 |
| Impersonation | 8 | 2 | 2 | 0 |
| Welfare Fraud | 0 | 0 | 0 | 0 |
| Wire Fraud | 4 | 0 | 0 | 0 |
| Identity Theft | 0 | 0 | 0 | 0 |
| Hacking/Computer Invasion | 0 | 0 | 0 | 0 |
| Motor Vehicle Theft | 30 | 10 | 8 | 5 |
| Robbery | 1 | 1 | 0 | 0 |
| Stolen Property Offenses | 2 | 2 | 1 | 0 |
| Pocket-picking | 0 | 0 | 0 | 0 |
| Purse-snatching | 0 | 0 | 0 | 0 |
| Shoplifting | 59 | 42 | 31 | 13 |
| Theft From Building | 55 | 5 | 2 | 4 |
| Theft From Coin Machine | 0 | 0 | 0 | 0 |
| Theft From Motor Vehicle | 77 | 8 | 1 | 6 |
| Theft of Motor Vehicle Parts | 5 | 0 | 0 | 0 |
| All Other Larceny | 150 | 32 | 31 | 5 |
| Crimes Against Society | | | | |
| Animal Cruelty | 0 | 0 | 0 | 0 |
| Drug/Narcotic Violations | 65 | 54 | 34 | 5 |
| Drug Equipment Violations | 110 | 87 | 72 | 5 |
| Betting/Wagering | 0 | 0 | 0 | 0 |
| Operating/Promoting Gambling | 0 | 0 | 0 | 0 |
| Gambling Equipment Violations | 0 | 0 | 0 | 0 |
| Sports Tampering | 0 | 0 | 0 | 0 |
| Pornography/Obscene Material | 2 | 1 | 0 | 1 |
| Prostitution | 0 | 0 | 0 | 0 |
| Prostitution Assisting/Promoting | 0 | 0 | 0 | 0 |
| Purchasing Prostitution | 0 | 0 | 0 | 0 |
| Weapon Law Violations | 17 | 14 | 13 | 2 |
| Total Group A Offenses | 1,347 | 472 | 317 | 72 |

| Domestic Incident Victims | | |
|----------------------------------|------------|-----------|
| Offense | Reported | Cleared |
| Murder | 0 | 0 |
| Aggravated Assault | 25 | 17 |
| Simple Assault | 125 | 77 |
| Intimidation | 7 | 2 |
| Stalking | 12 | 0 |
| Rape | 1 | 0 |
| Sodomy | 0 | 0 |
| Sexual Assault W/Object | 0 | 0 |
| Fondling | 4 | 2 |
| Incest | 0 | 0 |
| Statutory Rape | 0 | 0 |
| Kidnapping/Abduction | 2 | 1 |
| Total | 176 | 99 |

| Group B Arrests | | |
|---------------------------|------------|------------|
| Offense | Adult | Juvenile |
| Bad Checks | 0 | 0 |
| Curfew/Loitering/Vagrancy | 0 | 7 |
| Disorderly Conduct | 40 | 30 |
| DUI | 96 | 0 |
| Family-Non Violent | 3 | 0 |
| Liquor Law Violations | 115 | 16 |
| Peeping Tom | 0 | 0 |
| Trespass | 10 | 0 |
| All Other Offenses | 305 | 63 |
| Total Group B | 569 | 116 |

Kenmare Police Department – 2016

2016 Population Estimate **1,080**

Offense Overview

Offense Total **26**
 Number Cleared **15**
 Percent Cleared **57.69 %**
 Group A Crimes per 100,000 population **2,407.4**

Arrest Overview

Total Arrests **9**
 Adult Arrests **8**
 Juvenile Arrests **1**
 Unknown Age **0**
 Arrests per 100,000 population **833.3**
 Average number offenses/incident **1.30**

| | Offenses | | Arrests | |
|----------------------------------|-----------|-----------|----------|----------|
| | Reported | Cleared | Adult | Juvenile |
| Group A Offenses | | | | |
| Crimes Against Persons | | | | |
| Murder | 0 | 0 | 0 | 0 |
| Negligent Manslaughter | 0 | 0 | 0 | 0 |
| Kidnapping/Abduction | 0 | 0 | 0 | 0 |
| Rape | 0 | 0 | 0 | 0 |
| Sodomy | 1 | 0 | 0 | 0 |
| Sexual Assault W/Object | 0 | 0 | 0 | 0 |
| Fondling | 0 | 0 | 0 | 0 |
| Incest | 0 | 0 | 0 | 0 |
| Statutory Rape | 0 | 0 | 0 | 0 |
| Aggravated Assault | 1 | 1 | 1 | 0 |
| Simple Assault | 9 | 9 | 5 | 1 |
| Intimidation | 0 | 0 | 0 | 0 |
| Stalking | 0 | 0 | 0 | 0 |
| Commercial Sex Acts | 0 | 0 | 0 | 0 |
| Involuntary Servitude | 0 | 0 | 0 | 0 |
| Crimes Against Property | | | | |
| Arson | 0 | 0 | 0 | 0 |
| Bribery | 0 | 0 | 0 | 0 |
| Burglary | 2 | 0 | 0 | 0 |
| Counterfeiting/Forgery | 1 | 0 | 0 | 0 |
| Destruction/Damage/Vandalism | 1 | 0 | 0 | 0 |
| Embezzlement | 1 | 0 | 0 | 0 |
| Extortion/Blackmail | 0 | 0 | 0 | 0 |
| False Pretenses | 0 | 0 | 0 | 0 |
| Credit Card/ATM Fraud | 0 | 0 | 0 | 0 |
| Impersonation | 0 | 0 | 0 | 0 |
| Welfare Fraud | 0 | 0 | 0 | 0 |
| Wire Fraud | 0 | 0 | 0 | 0 |
| Identity Theft | 0 | 0 | 0 | 0 |
| Hacking/Computer Invasion | 0 | 0 | 0 | 0 |
| Motor Vehicle Theft | 2 | 0 | 0 | 0 |
| Robbery | 0 | 0 | 0 | 0 |
| Stolen Property Offenses | 0 | 0 | 0 | 0 |
| Pocket-picking | 0 | 0 | 0 | 0 |
| Purse-snatching | 0 | 0 | 0 | 0 |
| Shoplifting | 0 | 0 | 0 | 0 |
| Theft From Building | 0 | 0 | 0 | 0 |
| Theft From Coin Machine | 0 | 0 | 0 | 0 |
| Theft From Motor Vehicle | 1 | 0 | 0 | 0 |
| Theft of Motor Vehicle Parts | 0 | 0 | 0 | 0 |
| All Other Larceny | 0 | 0 | 0 | 0 |
| Crimes Against Society | | | | |
| Animal Cruelty | 0 | 0 | 0 | 0 |
| Drug/Narcotic Violations | 3 | 3 | 2 | 0 |
| Drug Equipment Violations | 4 | 2 | 0 | 0 |
| Betting/Wagering | 0 | 0 | 0 | 0 |
| Operating/Promoting Gambling | 0 | 0 | 0 | 0 |
| Gambling Equipment Violations | 0 | 0 | 0 | 0 |
| Sports Tampering | 0 | 0 | 0 | 0 |
| Pornography/Obscene Material | 0 | 0 | 0 | 0 |
| Prostitution | 0 | 0 | 0 | 0 |
| Prostitution Assisting/Promoting | 0 | 0 | 0 | 0 |
| Purchasing Prostitution | 0 | 0 | 0 | 0 |
| Weapon Law Violations | 0 | 0 | 0 | 0 |
| Total Group A Offenses | 26 | 15 | 8 | 1 |

| Domestic Incident Victims | | |
|----------------------------------|----------|----------|
| Offense | Reported | Cleared |
| Murder | 0 | 0 |
| Aggravated Assault | 1 | 1 |
| Simple Assault | 7 | 7 |
| Intimidation | 0 | 0 |
| Stalking | 0 | 0 |
| Rape | 0 | 0 |
| Sodomy | 0 | 0 |
| Sexual Assault W/Object | 0 | 0 |
| Fondling | 0 | 0 |
| Incest | 0 | 0 |
| Statutory Rape | 0 | 0 |
| Kidnapping/Abduction | 0 | 0 |
| Total | 8 | 8 |

| Group B Arrests | | |
|---------------------------|----------|----------|
| Offense | Adult | Juvenile |
| Bad Checks | 0 | 0 |
| Curfew/Loitering/Vagrancy | 0 | 0 |
| Disorderly Conduct | 0 | 0 |
| DUI | 0 | 0 |
| Family-Non Violent | 0 | 0 |
| Liquor Law Violations | 0 | 0 |
| Peeping Tom | 0 | 0 |
| Trespass | 0 | 0 |
| All Other Offenses | 0 | 0 |
| Total Group B | 0 | 0 |

Killdeer Police Department – 2016

2016 Population Estimate 1,392

Offense Overview

Offense Total 51
 Number Cleared 22
 Percent Cleared 43.14 %
 Group A Crimes per 100,000 population 3,663.8

Arrest Overview

Total Arrests 47
 Adult Arrests 46
 Juvenile Arrests 1
 Unknown Age 0
 Arrests per 100,000 population 3,376.4
 Average number offenses/incident 1.19

| | Offenses | | Arrests | |
|----------------------------------|-----------|-----------|-----------|----------|
| | Reported | Cleared | Adult | Juvenile |
| Group A Offenses | | | | |
| Crimes Against Persons | | | | |
| Murder | 0 | 0 | 0 | 0 |
| Negligent Manslaughter | 0 | 0 | 0 | 0 |
| Kidnapping/Abduction | 0 | 0 | 0 | 0 |
| Rape | 3 | 0 | 0 | 0 |
| Sodomy | 0 | 0 | 0 | 0 |
| Sexual Assault W/Object | 0 | 0 | 0 | 0 |
| Fondling | 1 | 0 | 0 | 0 |
| Incest | 0 | 0 | 0 | 0 |
| Statutory Rape | 0 | 0 | 0 | 0 |
| Aggravated Assault | 1 | 1 | 1 | 0 |
| Simple Assault | 6 | 3 | 4 | 0 |
| Intimidation | 1 | 0 | 0 | 0 |
| Stalking | 5 | 1 | 1 | 0 |
| Commercial Sex Acts | 0 | 0 | 0 | 0 |
| Involuntary Servitude | 0 | 0 | 0 | 0 |
| Crimes Against Property | | | | |
| Arson | 0 | 0 | 0 | 0 |
| Bribery | 0 | 0 | 0 | 0 |
| Burglary | 3 | 0 | 0 | 0 |
| Counterfeiting/Forgery | 0 | 0 | 0 | 0 |
| Destruction/Damage/Vandalism | 5 | 0 | 0 | 0 |
| Embezzlement | 0 | 0 | 0 | 0 |
| Extortion/Blackmail | 0 | 0 | 0 | 0 |
| False Pretenses | 1 | 1 | 1 | 0 |
| Credit Card/ATM Fraud | 2 | 0 | 1 | 0 |
| Impersonation | 0 | 0 | 0 | 0 |
| Welfare Fraud | 0 | 0 | 0 | 0 |
| Wire Fraud | 0 | 0 | 0 | 0 |
| Identity Theft | 0 | 0 | 0 | 0 |
| Hacking/Computer Invasion | 0 | 0 | 0 | 0 |
| Motor Vehicle Theft | 2 | 1 | 2 | 0 |
| Robbery | 0 | 0 | 0 | 0 |
| Stolen Property Offenses | 1 | 1 | 0 | 0 |
| Pocket-picking | 0 | 0 | 0 | 0 |
| Purse-snatching | 0 | 0 | 0 | 0 |
| Shoplifting | 0 | 0 | 0 | 0 |
| Theft From Building | 1 | 0 | 0 | 0 |
| Theft From Coin Machine | 0 | 0 | 0 | 0 |
| Theft From Motor Vehicle | 0 | 0 | 0 | 0 |
| Theft of Motor Vehicle Parts | 0 | 0 | 0 | 0 |
| All Other Larceny | 3 | 0 | 0 | 0 |
| Crimes Against Society | | | | |
| Animal Cruelty | 0 | 0 | 0 | 0 |
| Drug/Narcotic Violations | 9 | 8 | 11 | 1 |
| Drug Equipment Violations | 6 | 5 | 1 | 0 |
| Betting/Wagering | 0 | 0 | 0 | 0 |
| Operating/Promoting Gambling | 0 | 0 | 0 | 0 |
| Gambling Equipment Violations | 0 | 0 | 0 | 0 |
| Sports Tampering | 0 | 0 | 0 | 0 |
| Pornography/Obscene Material | 0 | 0 | 0 | 0 |
| Prostitution | 0 | 0 | 0 | 0 |
| Prostitution Assisting/Promoting | 0 | 0 | 0 | 0 |
| Purchasing Prostitution | 0 | 0 | 0 | 0 |
| Weapon Law Violations | 1 | 1 | 1 | 0 |
| Total Group A Offenses | 51 | 22 | 23 | 1 |

| Domestic Incident Victims | | |
|----------------------------------|----------|----------|
| Offense | Reported | Cleared |
| Murder | 0 | 0 |
| Aggravated Assault | 0 | 0 |
| Simple Assault | 3 | 2 |
| Intimidation | 0 | 0 |
| Stalking | 0 | 0 |
| Rape | 1 | 0 |
| Sodomy | 0 | 0 |
| Sexual Assault W/Object | 0 | 0 |
| Fondling | 0 | 0 |
| Incest | 0 | 0 |
| Statutory Rape | 0 | 0 |
| Kidnapping/Abduction | 0 | 0 |
| Total | 4 | 2 |

| Group B Arrests | | |
|---------------------------|-----------|----------|
| Offense | Adult | Juvenile |
| Bad Checks | 0 | 0 |
| Curfew/Loitering/Vagrancy | 0 | 0 |
| Disorderly Conduct | 1 | 0 |
| DUI | 17 | 0 |
| Family-Non Violent | 0 | 0 |
| Liquor Law Violations | 2 | 0 |
| Peeping Tom | 0 | 0 |
| Trespass | 0 | 0 |
| All Other Offenses | 3 | 0 |
| Total Group B | 23 | 0 |

Kulm Police Department – 2016

2016 Population Estimate

342

| Offenses | | Arrests | |
|----------|---------|---------|----------|
| Reported | Cleared | Adult | Juvenile |

Offense Overview

| | |
|---------------------------------------|--------|
| Offense Total | 0 |
| Number Cleared | 0 |
| Percent Cleared | 0.00 % |
| Group A Crimes per 100,000 population | 0.0 |

Group A Offenses

Crimes Against Persons

| | | | | |
|-------------------------|---|---|---|---|
| Murder | 0 | 0 | 0 | 0 |
| Negligent Manslaughter | 0 | 0 | 0 | 0 |
| Kidnapping/Abduction | 0 | 0 | 0 | 0 |
| Rape | 0 | 0 | 0 | 0 |
| Sodomy | 0 | 0 | 0 | 0 |
| Sexual Assault W/Object | 0 | 0 | 0 | 0 |
| Fondling | 0 | 0 | 0 | 0 |
| Incest | 0 | 0 | 0 | 0 |
| Statutory Rape | 0 | 0 | 0 | 0 |
| Aggravated Assault | 0 | 0 | 0 | 0 |
| Simple Assault | 0 | 0 | 0 | 0 |
| Intimidation | 0 | 0 | 0 | 0 |
| Stalking | 0 | 0 | 0 | 0 |
| Commercial Sex Acts | 0 | 0 | 0 | 0 |
| Involuntary Servitude | 0 | 0 | 0 | 0 |

Arrest Overview

| | |
|--------------------------------|-----|
| Total Arrests | 0 |
| Adult Arrests | 0 |
| Juvenile Arrests | 0 |
| Unknown Age | 0 |
| Arrests per 100,000 population | 0.0 |

Crimes Against Property

| | | | | |
|------------------------------|---|---|---|---|
| Arson | 0 | 0 | 0 | 0 |
| Bribery | 0 | 0 | 0 | 0 |
| Burglary | 0 | 0 | 0 | 0 |
| Counterfeiting/Forgery | 0 | 0 | 0 | 0 |
| Destruction/Damage/Vandalism | 0 | 0 | 0 | 0 |
| Embezzlement | 0 | 0 | 0 | 0 |
| Extortion/Blackmail | 0 | 0 | 0 | 0 |
| False Pretenses | 0 | 0 | 0 | 0 |
| Credit Card/ATM Fraud | 0 | 0 | 0 | 0 |
| Impersonation | 0 | 0 | 0 | 0 |
| Welfare Fraud | 0 | 0 | 0 | 0 |
| Wire Fraud | 0 | 0 | 0 | 0 |
| Identity Theft | 0 | 0 | 0 | 0 |
| Hacking/Computer Invasion | 0 | 0 | 0 | 0 |
| Motor Vehicle Theft | 0 | 0 | 0 | 0 |
| Robbery | 0 | 0 | 0 | 0 |
| Stolen Property Offenses | 0 | 0 | 0 | 0 |
| Pocket-picking | 0 | 0 | 0 | 0 |
| Purse-snatching | 0 | 0 | 0 | 0 |
| Shoplifting | 0 | 0 | 0 | 0 |
| Theft From Building | 0 | 0 | 0 | 0 |
| Theft From Coin Machine | 0 | 0 | 0 | 0 |
| Theft From Motor Vehicle | 0 | 0 | 0 | 0 |
| Theft of Motor Vehicle Parts | 0 | 0 | 0 | 0 |
| All Other Larceny | 0 | 0 | 0 | 0 |

| Domestic Incident Victims | | |
|---------------------------|----------|----------|
| Offense | Reported | Cleared |
| Murder | 0 | 0 |
| Aggravated Assault | 0 | 0 |
| Simple Assault | 0 | 0 |
| Intimidation | 0 | 0 |
| Stalking | 0 | 0 |
| Rape | 0 | 0 |
| Sodomy | 0 | 0 |
| Sexual Assault W/Object | 0 | 0 |
| Fondling | 0 | 0 |
| Incest | 0 | 0 |
| Statutory Rape | 0 | 0 |
| Kidnapping/Abduction | 0 | 0 |
| Total | 0 | 0 |

| Group B Arrests | | |
|---------------------------|----------|----------|
| Offense | Adult | Juvenile |
| Bad Checks | 0 | 0 |
| Curfew/Loitering/Vagrancy | 0 | 0 |
| Disorderly Conduct | 0 | 0 |
| DUI | 0 | 0 |
| Family-Non Violent | 0 | 0 |
| Liquor Law Violations | 0 | 0 |
| Peeping Tom | 0 | 0 |
| Trespass | 0 | 0 |
| All Other Offenses | 0 | 0 |
| Total Group B | 0 | 0 |

Crimes Against Society

| | | | | |
|----------------------------------|----------|----------|----------|----------|
| Animal Cruelty | 0 | 0 | 0 | 0 |
| Drug/Narcotic Violations | 0 | 0 | 0 | 0 |
| Drug Equipment Violations | 0 | 0 | 0 | 0 |
| Betting/Wagering | 0 | 0 | 0 | 0 |
| Operating/Promoting Gambling | 0 | 0 | 0 | 0 |
| Gambling Equipment Violations | 0 | 0 | 0 | 0 |
| Sports Tampering | 0 | 0 | 0 | 0 |
| Pornography/Obscene Material | 0 | 0 | 0 | 0 |
| Prostitution | 0 | 0 | 0 | 0 |
| Prostitution Assisting/Promoting | 0 | 0 | 0 | 0 |
| Purchasing Prostitution | 0 | 0 | 0 | 0 |
| Weapon Law Violations | 0 | 0 | 0 | 0 |
| Total Group A Offenses | 0 | 0 | 0 | 0 |

LaMoure Police Department – 2016

| 2016 Population Estimate | | 920 | | Offenses | | Arrests | |
|---------------------------------------|---------|----------------------------------|-----------|-----------|----------|----------|----------|
| Offense Overview | | Group A Offenses | | Reported | Cleared | Adult | Juvenile |
| Offense Total | 20 | Crimes Against Persons | | | | | |
| Number Cleared | 11 | Murder | 0 | 0 | 0 | 0 | |
| Percent Cleared | 55.00 % | Negligent Manslaughter | 0 | 0 | 0 | 0 | |
| Group A Crimes per 100,000 population | 2,173.9 | Kidnapping/Abduction | 0 | 0 | 0 | 0 | |
| | | Rape | 0 | 0 | 0 | 0 | |
| | | Sodomy | 0 | 0 | 0 | 0 | |
| | | Sexual Assault W/Object | 0 | 0 | 0 | 0 | |
| | | Fondling | 0 | 0 | 0 | 0 | |
| | | Incest | 0 | 0 | 0 | 0 | |
| | | Statutory Rape | 0 | 0 | 0 | 0 | |
| | | Aggravated Assault | 0 | 0 | 0 | 0 | |
| | | Simple Assault | 3 | 3 | 3 | 0 | |
| | | Intimidation | 3 | 1 | 0 | 0 | |
| | | Stalking | 2 | 0 | 0 | 0 | |
| | | Commercial Sex Acts | 0 | 0 | 0 | 0 | |
| | | Involuntary Servitude | 0 | 0 | 0 | 0 | |
| | | Crimes Against Property | | | | | |
| | | Arson | 0 | 0 | 0 | 0 | |
| | | Bribery | 0 | 0 | 0 | 0 | |
| | | Burglary | 0 | 0 | 0 | 0 | |
| | | Counterfeiting/Forgery | 0 | 0 | 0 | 0 | |
| | | Destruction/Damage/Vandalism | 0 | 0 | 0 | 0 | |
| | | Embezzlement | 0 | 0 | 0 | 0 | |
| | | Extortion/Blackmail | 0 | 0 | 0 | 0 | |
| | | False Pretenses | 0 | 0 | 0 | 0 | |
| | | Credit Card/ATM Fraud | 0 | 0 | 0 | 0 | |
| | | Impersonation | 0 | 0 | 0 | 0 | |
| | | Welfare Fraud | 0 | 0 | 0 | 0 | |
| | | Wire Fraud | 0 | 0 | 0 | 0 | |
| | | Identity Theft | 0 | 0 | 0 | 0 | |
| | | Hacking/Computer Invasion | 0 | 0 | 0 | 0 | |
| | | Motor Vehicle Theft | 0 | 0 | 0 | 0 | |
| | | Robbery | 0 | 0 | 0 | 0 | |
| | | Stolen Property Offenses | 1 | 1 | 0 | 0 | |
| | | Pocket-picking | 0 | 0 | 0 | 0 | |
| | | Purse-snatching | 0 | 0 | 0 | 0 | |
| | | Shoplifting | 0 | 0 | 0 | 0 | |
| | | Theft From Building | 1 | 1 | 0 | 0 | |
| | | Theft From Coin Machine | 0 | 0 | 0 | 0 | |
| | | Theft From Motor Vehicle | 0 | 0 | 0 | 0 | |
| | | Theft of Motor Vehicle Parts | 0 | 0 | 0 | 0 | |
| | | All Other Larceny | 0 | 0 | 0 | 0 | |
| | | Crimes Against Society | | | | | |
| | | Animal Cruelty | 0 | 0 | 0 | 0 | |
| | | Drug/Narcotic Violations | 3 | 1 | 2 | 0 | |
| | | Drug Equipment Violations | 4 | 2 | 1 | 0 | |
| | | Betting/Wagering | 0 | 0 | 0 | 0 | |
| | | Operating/Promoting Gambling | 0 | 0 | 0 | 0 | |
| | | Gambling Equipment Violations | 0 | 0 | 0 | 0 | |
| | | Sports Tampering | 0 | 0 | 0 | 0 | |
| | | Pornography/Obscene Material | 0 | 0 | 0 | 0 | |
| | | Prostitution | 0 | 0 | 0 | 0 | |
| | | Prostitution Assisting/Promoting | 0 | 0 | 0 | 0 | |
| | | Purchasing Prostitution | 0 | 0 | 0 | 0 | |
| | | Weapon Law Violations | 3 | 2 | 0 | 0 | |
| | | Total Group A Offenses | 20 | 11 | 6 | 0 | |

| Domestic Incident Victims | | Reported | Cleared |
|---------------------------|----------|----------|---------|
| Offense | | | |
| Murder | 0 | 0 | |
| Aggravated Assault | 0 | 0 | |
| Simple Assault | 3 | 3 | |
| Intimidation | 0 | 0 | |
| Stalking | 0 | 0 | |
| Rape | 0 | 0 | |
| Sodomy | 0 | 0 | |
| Sexual Assault W/Object | 0 | 0 | |
| Fondling | 0 | 0 | |
| Incest | 0 | 0 | |
| Statutory Rape | 0 | 0 | |
| Kidnapping/Abduction | 0 | 0 | |
| Total | 3 | 3 | |

| Group B Arrests | | |
|---------------------------|-----------|----------|
| Offense | Adult | Juvenile |
| Bad Checks | 0 | 0 |
| Curfew/Loitering/Vagrancy | 0 | 0 |
| Disorderly Conduct | 0 | 0 |
| DUI | 16 | 0 |
| Family-Non Violent | 0 | 0 |
| Liquor Law Violations | 3 | 0 |
| Peeping Tom | 0 | 0 |
| Trespass | 0 | 0 |
| All Other Offenses | 0 | 0 |
| Total Group B | 19 | 0 |

Lincoln Police Department – 2016

2016 Population Estimate 3,776

Offense Overview

Offense Total 122
 Number Cleared 92
 Percent Cleared 75.41 %
 Group A Crimes per 100,000 population 3,230.9

Arrest Overview

Total Arrests 102
 Adult Arrests 95
 Juvenile Arrests 7
 Unknown Age 0
 Arrests per 100,000 population 2,701.3
 Average number offenses/incident 1.45

| | Offenses | | Arrests | |
|----------------------------------|------------|-----------|-----------|----------|
| | Reported | Cleared | Adult | Juvenile |
| Group A Offenses | | | | |
| Crimes Against Persons | | | | |
| Murder | 0 | 0 | 0 | 0 |
| Negligent Manslaughter | 0 | 0 | 0 | 0 |
| Kidnapping/Abduction | 0 | 0 | 0 | 0 |
| Rape | 1 | 0 | 0 | 0 |
| Sodomy | 0 | 0 | 0 | 0 |
| Sexual Assault W/Object | 0 | 0 | 0 | 0 |
| Fondling | 1 | 0 | 0 | 0 |
| Incest | 0 | 0 | 0 | 0 |
| Statutory Rape | 2 | 0 | 0 | 0 |
| Aggravated Assault | 2 | 1 | 1 | 0 |
| Simple Assault | 12 | 9 | 5 | 2 |
| Intimidation | 1 | 1 | 1 | 0 |
| Stalking | 0 | 0 | 0 | 0 |
| Commercial Sex Acts | 0 | 0 | 0 | 0 |
| Involuntary Servitude | 0 | 0 | 0 | 0 |
| Crimes Against Property | | | | |
| Arson | 0 | 0 | 0 | 0 |
| Bribery | 0 | 0 | 0 | 0 |
| Burglary | 0 | 0 | 0 | 0 |
| Counterfeiting/Forgery | 1 | 0 | 0 | 0 |
| Destruction/Damage/Vandalism | 7 | 0 | 0 | 0 |
| Embezzlement | 0 | 0 | 0 | 0 |
| Extortion/Blackmail | 0 | 0 | 0 | 0 |
| False Pretenses | 0 | 0 | 0 | 0 |
| Credit Card/ATM Fraud | 0 | 0 | 0 | 0 |
| Impersonation | 0 | 0 | 0 | 0 |
| Welfare Fraud | 0 | 0 | 0 | 0 |
| Wire Fraud | 0 | 0 | 0 | 0 |
| Identity Theft | 0 | 0 | 0 | 0 |
| Hacking/Computer Invasion | 0 | 0 | 0 | 0 |
| Motor Vehicle Theft | 1 | 0 | 0 | 0 |
| Robbery | 0 | 0 | 0 | 0 |
| Stolen Property Offenses | 2 | 2 | 2 | 0 |
| Pocket-picking | 0 | 0 | 0 | 0 |
| Purse-snatching | 0 | 0 | 0 | 0 |
| Shoplifting | 1 | 0 | 0 | 0 |
| Theft From Building | 2 | 0 | 0 | 0 |
| Theft From Coin Machine | 0 | 0 | 0 | 0 |
| Theft From Motor Vehicle | 0 | 0 | 0 | 0 |
| Theft of Motor Vehicle Parts | 0 | 0 | 0 | 0 |
| All Other Larceny | 7 | 0 | 0 | 0 |
| Crimes Against Society | | | | |
| Animal Cruelty | 0 | 0 | 0 | 0 |
| Drug/Narcotic Violations | 36 | 35 | 33 | 0 |
| Drug Equipment Violations | 43 | 41 | 15 | 1 |
| Betting/Wagering | 0 | 0 | 0 | 0 |
| Operating/Promoting Gambling | 0 | 0 | 0 | 0 |
| Gambling Equipment Violations | 0 | 0 | 0 | 0 |
| Sports Tampering | 0 | 0 | 0 | 0 |
| Pornography/Obscene Material | 0 | 0 | 0 | 0 |
| Prostitution | 0 | 0 | 0 | 0 |
| Prostitution Assisting/Promoting | 0 | 0 | 0 | 0 |
| Purchasing Prostitution | 0 | 0 | 0 | 0 |
| Weapon Law Violations | 3 | 3 | 0 | 0 |
| Total Group A Offenses | 122 | 92 | 57 | 3 |

| Domestic Incident Victims | | |
|----------------------------------|-----------|----------|
| Offense | Reported | Cleared |
| Murder | 0 | 0 |
| Aggravated Assault | 2 | 1 |
| Simple Assault | 5 | 2 |
| Intimidation | 1 | 1 |
| Stalking | 0 | 0 |
| Rape | 0 | 0 |
| Sodomy | 0 | 0 |
| Sexual Assault W/Object | 0 | 0 |
| Fondling | 1 | 0 |
| Incest | 0 | 0 |
| Statutory Rape | 1 | 0 |
| Kidnapping/Abduction | 0 | 0 |
| Total | 10 | 4 |

| Group B Arrests | | |
|---------------------------|-----------|----------|
| Offense | Adult | Juvenile |
| Bad Checks | 0 | 0 |
| Curfew/Loitering/Vagrancy | 0 | 0 |
| Disorderly Conduct | 1 | 0 |
| DUI | 23 | 0 |
| Family-Non Violent | 0 | 2 |
| Liquor Law Violations | 12 | 1 |
| Peeping Tom | 0 | 0 |
| Trespass | 0 | 0 |
| All Other Offenses | 2 | 1 |
| Total Group B | 38 | 4 |

Lisbon Police Department – 2016

| | | | | | |
|---------------------------------------|--------------|----------------------------------|----------------|----------------|-----------------|
| 2016 Population Estimate | 2,146 | Offenses | | Arrests | |
| Offense Overview | | Reported | Cleared | Adult | Juvenile |
| | | Group A Offenses | | | |
| | | Crimes Against Persons | | | |
| Offense Total | 105 | | | | |
| Number Cleared | 13 | Murder | 0 | 0 | 0 |
| Percent Cleared | 12.38 % | Negligent Manslaughter | 0 | 0 | 0 |
| Group A Crimes per 100,000 population | 4,892.8 | Kidnapping/Abduction | 1 | 0 | 0 |
| | | Rape | 0 | 0 | 0 |
| | | Sodomy | 0 | 0 | 0 |
| | | Sexual Assault W/Object | 0 | 0 | 0 |
| | | Fondling | 1 | 0 | 0 |
| | | Incest | 0 | 0 | 0 |
| | | Statutory Rape | 1 | 0 | 0 |
| | | Aggravated Assault | 2 | 1 | 0 |
| | | Simple Assault | 13 | 3 | 0 |
| | | Intimidation | 8 | 1 | 0 |
| | | Stalking | 1 | 0 | 0 |
| | | Commercial Sex Acts | 0 | 0 | 0 |
| | | Involuntary Servitude | 0 | 0 | 0 |
| | | Crimes Against Property | | | |
| | | Arson | 0 | 0 | 0 |
| | | Bribery | 0 | 0 | 0 |
| | | Burglary | 9 | 0 | 0 |
| | | Counterfeiting/Forgery | 1 | 0 | 0 |
| | | Destruction/Damage/Vandalism | 38 | 0 | 0 |
| | | Embezzlement | 0 | 0 | 0 |
| | | Extortion/Blackmail | 0 | 0 | 0 |
| | | False Pretenses | 2 | 0 | 0 |
| | | Credit Card/ATM Fraud | 1 | 0 | 0 |
| | | Impersonation | 0 | 0 | 0 |
| | | Welfare Fraud | 0 | 0 | 0 |
| | | Wire Fraud | 0 | 0 | 0 |
| | | Identity Theft | 0 | 0 | 0 |
| | | Hacking/Computer Invasion | 0 | 0 | 0 |
| | | Motor Vehicle Theft | 4 | 0 | 0 |
| | | Robbery | 0 | 0 | 0 |
| | | Stolen Property Offenses | 0 | 0 | 0 |
| | | Pocket-picking | 0 | 0 | 0 |
| | | Purse-snatching | 0 | 0 | 0 |
| | | Shoplifting | 0 | 0 | 0 |
| | | Theft From Building | 2 | 0 | 0 |
| | | Theft From Coin Machine | 0 | 0 | 0 |
| | | Theft From Motor Vehicle | 2 | 0 | 0 |
| | | Theft of Motor Vehicle Parts | 0 | 0 | 0 |
| | | All Other Larceny | 8 | 0 | 0 |
| | | Crimes Against Society | | | |
| | | Animal Cruelty | 0 | 0 | 0 |
| | | Drug/Narcotic Violations | 5 | 4 | 3 |
| | | Drug Equipment Violations | 5 | 3 | 1 |
| | | Betting/Wagering | 0 | 0 | 0 |
| | | Operating/Promoting Gambling | 0 | 0 | 0 |
| | | Gambling Equipment Violations | 0 | 0 | 0 |
| | | Sports Tampering | 0 | 0 | 0 |
| | | Pornography/Obscene Material | 0 | 0 | 0 |
| | | Prostitution | 0 | 0 | 0 |
| | | Prostitution Assisting/Promoting | 0 | 0 | 0 |
| | | Purchasing Prostitution | 0 | 0 | 0 |
| | | Weapon Law Violations | 1 | 1 | 1 |
| | | Total Group A Offenses | 105 | 13 | 9 |
| Arrest Overview | | | | | |
| Total Arrests | 14 | | | | |
| Adult Arrests | 14 | | | | |
| Juvenile Arrests | 0 | | | | |
| Unknown Age | 0 | | | | |
| Arrests per 100,000 population | 652.4 | | | | |
| Average number offenses/incident | 1.22 | | | | |
| Domestic Incident Victims | | | | | |
| Offense | Reported | Cleared | | | |
| Murder | 0 | 0 | | | |
| Aggravated Assault | 1 | 1 | | | |
| Simple Assault | 11 | 3 | | | |
| Intimidation | 1 | 1 | | | |
| Stalking | 0 | 0 | | | |
| Rape | 0 | 0 | | | |
| Sodomy | 0 | 0 | | | |
| Sexual Assault W/Object | 0 | 0 | | | |
| Fondling | 0 | 0 | | | |
| Incest | 0 | 0 | | | |
| Statutory Rape | 0 | 0 | | | |
| Kidnapping/Abduction | 1 | 0 | | | |
| Total | 14 | 5 | | | |
| Group B Arrests | | | | | |
| Offense | Adult | Juvenile | | | |
| Bad Checks | 0 | 0 | | | |
| Curfew/Loitering/Vagrancy | 0 | 0 | | | |
| Disorderly Conduct | 0 | 0 | | | |
| DUI | 4 | 0 | | | |
| Family-Non Violent | 0 | 0 | | | |
| Liquor Law Violations | 0 | 0 | | | |
| Peeping Tom | 0 | 0 | | | |
| Trespass | 0 | 0 | | | |
| All Other Offenses | 1 | 0 | | | |
| Total Group B | 5 | 0 | | | |

Mandan Police Department – 2016

| | | | | | | | |
|---------------------------------------|---------------|----------------------------------|--------------|----------------|------------|-----------|----------|
| 2016 Population Estimate | 22,011 | Offenses | | Arrests | | | |
| Offense Overview | | Group A Offenses | | Reported | Cleared | Adult | Juvenile |
| Offense Total | 2,170 | Crimes Against Persons | | | | | |
| Number Cleared | 821 | Murder | 1 | 1 | 3 | 0 | |
| Percent Cleared | 37.83 % | Negligent Manslaughter | 0 | 0 | 0 | 0 | |
| Group A Crimes per 100,000 population | 9,858.7 | Kidnapping/Abduction | 8 | 5 | 3 | 0 | |
| | | Rape | 5 | 2 | 1 | 0 | |
| | | Sodomy | 2 | 1 | 1 | 0 | |
| | | Sexual Assault W/Object | 0 | 0 | 1 | 0 | |
| | | Fondling | 39 | 16 | 3 | 3 | |
| | | Incest | 1 | 1 | 0 | 0 | |
| | | Statutory Rape | 7 | 3 | 2 | 1 | |
| | | Aggravated Assault | 36 | 26 | 17 | 1 | |
| | | Simple Assault | 301 | 191 | 110 | 26 | |
| | | Intimidation | 59 | 37 | 15 | 3 | |
| | | Stalking | 106 | 5 | 2 | 1 | |
| | | Commercial Sex Acts | 0 | 0 | 0 | 0 | |
| | | Involuntary Servitude | 0 | 0 | 0 | 0 | |
| | | Crimes Against Property | | | | | |
| | | Arson | 6 | 0 | 0 | 0 | |
| | | Bribery | 0 | 0 | 0 | 0 | |
| | | Burglary | 117 | 18 | 11 | 0 | |
| | | Counterfeiting/Forgery | 40 | 13 | 5 | 0 | |
| | | Destruction/Damage/Vandalism | 254 | 27 | 9 | 2 | |
| | | Embezzlement | 0 | 0 | 0 | 0 | |
| | | Extortion/Blackmail | 2 | 0 | 0 | 0 | |
| | | False Pretenses | 1 | 0 | 0 | 0 | |
| | | Credit Card/ATM Fraud | 34 | 2 | 1 | 0 | |
| | | Impersonation | 15 | 8 | 2 | 0 | |
| | | Welfare Fraud | 1 | 0 | 0 | 0 | |
| | | Wire Fraud | 18 | 1 | 1 | 0 | |
| | | Identity Theft | 1 | 0 | 0 | 0 | |
| | | Hacking/Computer Invasion | 0 | 0 | 0 | 0 | |
| | | Motor Vehicle Theft | 105 | 25 | 5 | 2 | |
| | | Robbery | 4 | 2 | 1 | 0 | |
| | | Stolen Property Offenses | 49 | 34 | 22 | 2 | |
| | | Pocket-picking | 0 | 0 | 0 | 0 | |
| | | Purse-snatching | 0 | 0 | 0 | 0 | |
| | | Shoplifting | 54 | 26 | 25 | 1 | |
| | | Theft From Building | 30 | 8 | 5 | 1 | |
| | | Theft From Coin Machine | 0 | 0 | 0 | 0 | |
| | | Theft From Motor Vehicle | 51 | 4 | 1 | 0 | |
| | | Theft of Motor Vehicle Parts | 8 | 0 | 0 | 0 | |
| | | All Other Larceny | 472 | 67 | 43 | 12 | |
| | | Crimes Against Society | | | | | |
| | | Animal Cruelty | 0 | 0 | 0 | 0 | |
| | | Drug/Narcotic Violations | 166 | 149 | 109 | 17 | |
| | | Drug Equipment Violations | 146 | 129 | 45 | 4 | |
| | | Betting/Wagering | 0 | 0 | 0 | 0 | |
| | | Operating/Promoting Gambling | 0 | 0 | 0 | 0 | |
| | | Gambling Equipment Violations | 0 | 0 | 0 | 0 | |
| | | Sports Tampering | 0 | 0 | 0 | 0 | |
| | | Pornography/Obscene Material | 3 | 0 | 0 | 0 | |
| | | Prostitution | 2 | 1 | 1 | 0 | |
| | | Prostitution Assisting/Promoting | 0 | 0 | 0 | 0 | |
| | | Purchasing Prostitution | 0 | 0 | 0 | 0 | |
| | | Weapon Law Violations | 26 | 19 | 9 | 1 | |
| | | Total Group A Offenses | 2,170 | 821 | 453 | 77 | |

| Domestic Incident Victims | | |
|---------------------------|------------|------------|
| Offense | Reported | Cleared |
| Murder | 0 | 0 |
| Aggravated Assault | 23 | 19 |
| Simple Assault | 184 | 135 |
| Intimidation | 17 | 13 |
| Stalking | 26 | 0 |
| Rape | 3 | 2 |
| Sodomy | 2 | 1 |
| Sexual Assault W/Object | 0 | 0 |
| Fondling | 22 | 11 |
| Incest | 1 | 1 |
| Statutory Rape | 2 | 2 |
| Kidnapping/Abduction | 4 | 4 |
| Total | 284 | 188 |

| Group B Arrests | | |
|---------------------------|------------|------------|
| Offense | Adult | Juvenile |
| Bad Checks | 0 | 0 |
| Curfew/Loitering/Vagrancy | 0 | 13 |
| Disorderly Conduct | 30 | 36 |
| DUI | 118 | 1 |
| Family-Non Violent | 20 | 41 |
| Liquor Law Violations | 43 | 14 |
| Peeping Tom | 0 | 0 |
| Trespass | 36 | 8 |
| All Other Offenses | 113 | 25 |
| Total Group B | 360 | 138 |

Medora Police Department – 2016

2016 Population Estimate 138

Offense Overview

Offense Total 4
 Number Cleared 4
 Percent Cleared 100.00 %
 Group A Crimes per 100,000 population 2,898.6

Arrest Overview

Total Arrests 8
 Adult Arrests 8
 Juvenile Arrests 0
 Unknown Age 0
 Arrests per 100,000 population 5,797.1
 Average number offenses/incident 1.00

| | Offenses | | Arrests | |
|----------------------------------|----------|----------|----------|----------|
| | Reported | Cleared | Adult | Juvenile |
| Group A Offenses | | | | |
| Crimes Against Persons | | | | |
| Murder | 0 | 0 | 0 | 0 |
| Negligent Manslaughter | 0 | 0 | 0 | 0 |
| Kidnapping/Abduction | 0 | 0 | 0 | 0 |
| Rape | 0 | 0 | 0 | 0 |
| Sodomy | 0 | 0 | 0 | 0 |
| Sexual Assault W/Object | 0 | 0 | 0 | 0 |
| Fondling | 0 | 0 | 0 | 0 |
| Incest | 0 | 0 | 0 | 0 |
| Statutory Rape | 0 | 0 | 0 | 0 |
| Aggravated Assault | 0 | 0 | 0 | 0 |
| Simple Assault | 4 | 4 | 4 | 0 |
| Intimidation | 0 | 0 | 0 | 0 |
| Stalking | 0 | 0 | 0 | 0 |
| Commercial Sex Acts | 0 | 0 | 0 | 0 |
| Involuntary Servitude | 0 | 0 | 0 | 0 |
| Crimes Against Property | | | | |
| Arson | 0 | 0 | 0 | 0 |
| Bribery | 0 | 0 | 0 | 0 |
| Burglary | 0 | 0 | 0 | 0 |
| Counterfeiting/Forgery | 0 | 0 | 0 | 0 |
| Destruction/Damage/Vandalism | 0 | 0 | 0 | 0 |
| Embezzlement | 0 | 0 | 0 | 0 |
| Extortion/Blackmail | 0 | 0 | 0 | 0 |
| False Pretenses | 0 | 0 | 0 | 0 |
| Credit Card/ATM Fraud | 0 | 0 | 0 | 0 |
| Impersonation | 0 | 0 | 0 | 0 |
| Welfare Fraud | 0 | 0 | 0 | 0 |
| Wire Fraud | 0 | 0 | 0 | 0 |
| Identity Theft | 0 | 0 | 0 | 0 |
| Hacking/Computer Invasion | 0 | 0 | 0 | 0 |
| Motor Vehicle Theft | 0 | 0 | 0 | 0 |
| Robbery | 0 | 0 | 0 | 0 |
| Stolen Property Offenses | 0 | 0 | 0 | 0 |
| Pocket-picking | 0 | 0 | 0 | 0 |
| Purse-snatching | 0 | 0 | 0 | 0 |
| Shoplifting | 0 | 0 | 0 | 0 |
| Theft From Building | 0 | 0 | 0 | 0 |
| Theft From Coin Machine | 0 | 0 | 0 | 0 |
| Theft From Motor Vehicle | 0 | 0 | 0 | 0 |
| Theft of Motor Vehicle Parts | 0 | 0 | 0 | 0 |
| All Other Larceny | 0 | 0 | 0 | 0 |
| Crimes Against Society | | | | |
| Animal Cruelty | 0 | 0 | 0 | 0 |
| Drug/Narcotic Violations | 0 | 0 | 0 | 0 |
| Drug Equipment Violations | 0 | 0 | 0 | 0 |
| Betting/Wagering | 0 | 0 | 0 | 0 |
| Operating/Promoting Gambling | 0 | 0 | 0 | 0 |
| Gambling Equipment Violations | 0 | 0 | 0 | 0 |
| Sports Tampering | 0 | 0 | 0 | 0 |
| Pornography/Obscene Material | 0 | 0 | 0 | 0 |
| Prostitution | 0 | 0 | 0 | 0 |
| Prostitution Assisting/Promoting | 0 | 0 | 0 | 0 |
| Purchasing Prostitution | 0 | 0 | 0 | 0 |
| Weapon Law Violations | 0 | 0 | 0 | 0 |
| Total Group A Offenses | 4 | 4 | 4 | 0 |

| Domestic Incident Victims | | |
|----------------------------------|----------|----------|
| Offense | Reported | Cleared |
| Murder | 0 | 0 |
| Aggravated Assault | 0 | 0 |
| Simple Assault | 4 | 4 |
| Intimidation | 0 | 0 |
| Stalking | 0 | 0 |
| Rape | 0 | 0 |
| Sodomy | 0 | 0 |
| Sexual Assault W/Object | 0 | 0 |
| Fondling | 0 | 0 |
| Incest | 0 | 0 |
| Statutory Rape | 0 | 0 |
| Kidnapping/Abduction | 0 | 0 |
| Total | 4 | 4 |

| Group B Arrests | | |
|---------------------------|----------|----------|
| Offense | Adult | Juvenile |
| Bad Checks | 0 | 0 |
| Curfew/Loitering/Vagrancy | 0 | 0 |
| Disorderly Conduct | 4 | 0 |
| DUI | 0 | 0 |
| Family-Non Violent | 0 | 0 |
| Liquor Law Violations | 0 | 0 |
| Peeping Tom | 0 | 0 |
| Trespass | 0 | 0 |
| All Other Offenses | 0 | 0 |
| Total Group B | 4 | 0 |

Minot Police Department – 2016

| | | | | | | | |
|---------------------------------------|---------------|----------------------------------|--------------|----------------|------------|------------|----------|
| 2016 Population Estimate | 51,265 | Offenses | | Arrests | | | |
| Offense Overview | | Group A Offenses | | Reported | Cleared | Adult | Juvenile |
| Offense Total | 3,024 | Crimes Against Persons | | | | | |
| Number Cleared | 1,218 | Murder | 1 | 1 | 1 | 0 | |
| Percent Cleared | 40.28 % | Negligent Manslaughter | 0 | 0 | 0 | 0 | |
| Group A Crimes per 100,000 population | 5,898.8 | Kidnapping/Abduction | 9 | 3 | 3 | 0 | |
| | | Rape | 19 | 3 | 2 | 0 | |
| | | Sodomy | 5 | 1 | 0 | 0 | |
| | | Sexual Assault W/Object | 0 | 0 | 0 | 0 | |
| | | Fondling | 27 | 5 | 1 | 3 | |
| | | Incest | 0 | 0 | 0 | 0 | |
| | | Statutory Rape | 16 | 3 | 0 | 0 | |
| | | Aggravated Assault | 91 | 51 | 30 | 0 | |
| | | Simple Assault | 208 | 135 | 100 | 7 | |
| | | Intimidation | 39 | 22 | 10 | 2 | |
| | | Stalking | 8 | 5 | 2 | 0 | |
| | | Commercial Sex Acts | 2 | 0 | 0 | 0 | |
| | | Involuntary Servitude | 0 | 0 | 0 | 0 | |
| | | Crimes Against Property | | | | | |
| | | Arson | 7 | 0 | 0 | 0 | |
| | | Bribery | 1 | 0 | 0 | 0 | |
| | | Burglary | 308 | 34 | 14 | 9 | |
| | | Counterfeiting/Forgery | 107 | 16 | 10 | 0 | |
| | | Destruction/Damage/Vandalism | 233 | 42 | 13 | 5 | |
| | | Embezzlement | 8 | 1 | 1 | 0 | |
| | | Extortion/Blackmail | 2 | 0 | 0 | 0 | |
| | | False Pretenses | 84 | 28 | 15 | 0 | |
| | | Credit Card/ATM Fraud | 50 | 3 | 1 | 0 | |
| | | Impersonation | 51 | 8 | 3 | 0 | |
| | | Welfare Fraud | 0 | 0 | 0 | 0 | |
| | | Wire Fraud | 4 | 1 | 0 | 0 | |
| | | Identity Theft | 0 | 0 | 0 | 0 | |
| | | Hacking/Computer Invasion | 0 | 0 | 0 | 0 | |
| | | Motor Vehicle Theft | 224 | 47 | 13 | 4 | |
| | | Robbery | 23 | 9 | 6 | 2 | |
| | | Stolen Property Offenses | 46 | 35 | 21 | 3 | |
| | | Pocket-picking | 1 | 0 | 0 | 0 | |
| | | Purse-snatching | 3 | 0 | 0 | 0 | |
| | | Shoplifting | 219 | 148 | 119 | 47 | |
| | | Theft From Building | 56 | 8 | 5 | 0 | |
| | | Theft From Coin Machine | 0 | 0 | 0 | 0 | |
| | | Theft From Motor Vehicle | 274 | 18 | 8 | 1 | |
| | | Theft of Motor Vehicle Parts | 24 | 1 | 0 | 0 | |
| | | All Other Larceny | 304 | 59 | 35 | 10 | |
| | | Crimes Against Society | | | | | |
| | | Animal Cruelty | 0 | 0 | 0 | 0 | |
| | | Drug/Narcotic Violations | 266 | 258 | 163 | 17 | |
| | | Drug Equipment Violations | 239 | 228 | 109 | 9 | |
| | | Betting/Wagering | 0 | 0 | 0 | 0 | |
| | | Operating/Promoting Gambling | 0 | 0 | 0 | 0 | |
| | | Gambling Equipment Violations | 0 | 0 | 0 | 0 | |
| | | Sports Tampering | 0 | 0 | 0 | 0 | |
| | | Pornography/Obscene Material | 8 | 1 | 1 | 0 | |
| | | Prostitution | 2 | 2 | 2 | 0 | |
| | | Prostitution Assisting/Promoting | 2 | 2 | 0 | 0 | |
| | | Purchasing Prostitution | 0 | 0 | 1 | 0 | |
| | | Weapon Law Violations | 53 | 40 | 16 | 3 | |
| | | Total Group A Offenses | 3,024 | 1,218 | 705 | 122 | |
| Arrest Overview | | Domestic Incident Victims | | | | | |
| Total Arrests | 1,528 | Offense | Reported | Cleared | | | |
| Adult Arrests | 1,312 | Murder | 1 | 1 | | | |
| Juvenile Arrests | 216 | Aggravated Assault | 52 | 36 | | | |
| Unknown Age | 0 | Simple Assault | 114 | 83 | | | |
| Arrests per 100,000 population | 2,980.6 | Intimidation | 8 | 5 | | | |
| Average number offenses/incident | 1.22 | Stalking | 2 | 1 | | | |
| | | Rape | 3 | 1 | | | |
| | | Sodomy | 1 | 0 | | | |
| | | Sexual Assault W/Object | 0 | 0 | | | |
| | | Fondling | 4 | 1 | | | |
| | | Incest | 0 | 0 | | | |
| | | Statutory Rape | 4 | 1 | | | |
| | | Kidnapping/Abduction | 5 | 3 | | | |
| | | Total | 194 | 132 | | | |
| | | Group B Arrests | | | | | |
| | | Offense | Adult | Juvenile | | | |
| | | Bad Checks | 0 | 0 | | | |
| | | Curfew/Loitering/Vagrancy | 0 | 0 | | | |
| | | Disorderly Conduct | 41 | 60 | | | |
| | | DUI | 253 | 1 | | | |
| | | Family-Non Violent | 1 | 0 | | | |
| | | Liquor Law Violations | 53 | 20 | | | |
| | | Peeping Tom | 0 | 0 | | | |
| | | Trespass | 55 | 1 | | | |
| | | All Other Offenses | 204 | 12 | | | |
| | | Total Group B | 607 | 94 | | | |

Napoleon Police Department – 2016

| 2016 Population Estimate | | 785 | Offenses | | Arrests | | |
|---------------------------------------|----------|----------------------------------|-----------|----------|----------|----------|----------|
| Offense Overview | | Group A Offenses | | Reported | Cleared | Adult | Juvenile |
| Offense Total | 16 | Crimes Against Persons | | | | | |
| Number Cleared | 8 | Murder | 0 | 0 | 0 | 0 | |
| Percent Cleared | 50.00 % | Negligent Manslaughter | 0 | 0 | 0 | 0 | |
| Group A Crimes per 100,000 population | 2,038.2 | Kidnapping/Abduction | 0 | 0 | 0 | 0 | |
| | | Rape | 0 | 0 | 0 | 0 | |
| | | Sodomy | 0 | 0 | 0 | 0 | |
| | | Sexual Assault W/Object | 0 | 0 | 0 | 0 | |
| | | Fondling | 0 | 0 | 0 | 0 | |
| | | Incest | 0 | 0 | 0 | 0 | |
| | | Statutory Rape | 0 | 0 | 0 | 0 | |
| | | Aggravated Assault | 1 | 0 | 0 | 0 | |
| | | Simple Assault | 3 | 1 | 0 | 0 | |
| | | Intimidation | 0 | 0 | 0 | 0 | |
| | | Stalking | 0 | 0 | 0 | 0 | |
| | | Commercial Sex Acts | 0 | 0 | 0 | 0 | |
| | | Involuntary Servitude | 0 | 0 | 0 | 0 | |
| | | Crimes Against Property | | | | | |
| | | Arson | 0 | 0 | 0 | 0 | |
| | | Bribery | 0 | 0 | 0 | 0 | |
| | | Burglary | 1 | 0 | 0 | 0 | |
| | | Counterfeiting/Forgery | 0 | 0 | 0 | 0 | |
| | | Destruction/Damage/Vandalism | 2 | 1 | 1 | 0 | |
| | | Embezzlement | 0 | 0 | 0 | 0 | |
| | | Extortion/Blackmail | 0 | 0 | 0 | 0 | |
| | | False Pretenses | 0 | 0 | 0 | 0 | |
| | | Credit Card/ATM Fraud | 0 | 0 | 0 | 0 | |
| | | Impersonation | 0 | 0 | 0 | 0 | |
| | | Welfare Fraud | 0 | 0 | 0 | 0 | |
| | | Wire Fraud | 0 | 0 | 0 | 0 | |
| | | Identity Theft | 0 | 0 | 0 | 0 | |
| | | Hacking/Computer Invasion | 0 | 0 | 0 | 0 | |
| | | Motor Vehicle Theft | 0 | 0 | 0 | 0 | |
| | | Robbery | 0 | 0 | 0 | 0 | |
| | | Stolen Property Offenses | 0 | 0 | 0 | 0 | |
| | | Pocket-picking | 0 | 0 | 0 | 0 | |
| | | Purse-snatching | 0 | 0 | 0 | 0 | |
| | | Shoplifting | 0 | 0 | 0 | 0 | |
| | | Theft From Building | 0 | 0 | 0 | 0 | |
| | | Theft From Coin Machine | 0 | 0 | 0 | 0 | |
| | | Theft From Motor Vehicle | 0 | 0 | 0 | 0 | |
| | | Theft of Motor Vehicle Parts | 0 | 0 | 0 | 0 | |
| | | All Other Larceny | 0 | 0 | 0 | 0 | |
| | | Crimes Against Society | | | | | |
| | | Animal Cruelty | 0 | 0 | 0 | 0 | |
| | | Drug/Narcotic Violations | 4 | 2 | 4 | 0 | |
| | | Drug Equipment Violations | 4 | 3 | 0 | 1 | |
| | | Betting/Wagering | 0 | 0 | 0 | 0 | |
| | | Operating/Promoting Gambling | 0 | 0 | 0 | 0 | |
| | | Gambling Equipment Violations | 0 | 0 | 0 | 0 | |
| | | Sports Tampering | 0 | 0 | 0 | 0 | |
| | | Pornography/Obscene Material | 0 | 0 | 0 | 0 | |
| | | Prostitution | 0 | 0 | 0 | 0 | |
| | | Prostitution Assisting/Promoting | 0 | 0 | 0 | 0 | |
| | | Purchasing Prostitution | 0 | 0 | 0 | 0 | |
| | | Weapon Law Violations | 1 | 1 | 0 | 0 | |
| | | Total Group A Offenses | 16 | 8 | 5 | 1 | |
| Arrest Overview | | | | | | | |
| Total Arrests | 8 | | | | | | |
| Adult Arrests | 7 | | | | | | |
| Juvenile Arrests | 1 | | | | | | |
| Unknown Age | 0 | | | | | | |
| Arrests per 100,000 population | 1,019.1 | | | | | | |
| Average number offenses/incident | 1.78 | | | | | | |
| Domestic Incident Victims | | | | | | | |
| Offense | Reported | Cleared | | | | | |
| Murder | 0 | 0 | | | | | |
| Aggravated Assault | 0 | 0 | | | | | |
| Simple Assault | 1 | 1 | | | | | |
| Intimidation | 0 | 0 | | | | | |
| Stalking | 0 | 0 | | | | | |
| Rape | 0 | 0 | | | | | |
| Sodomy | 0 | 0 | | | | | |
| Sexual Assault W/Object | 0 | 0 | | | | | |
| Fondling | 0 | 0 | | | | | |
| Incest | 0 | 0 | | | | | |
| Statutory Rape | 0 | 0 | | | | | |
| Kidnapping/Abduction | 0 | 0 | | | | | |
| Total | 1 | 1 | | | | | |
| Group B Arrests | | | | | | | |
| Offense | Adult | Juvenile | | | | | |
| Bad Checks | 0 | 0 | | | | | |
| Curfew/Loitering/Vagrancy | 0 | 0 | | | | | |
| Disorderly Conduct | 0 | 0 | | | | | |
| DUI | 2 | 0 | | | | | |
| Family-Non Violent | 0 | 0 | | | | | |
| Liquor Law Violations | 0 | 0 | | | | | |
| Peeping Tom | 0 | 0 | | | | | |
| Trespass | 0 | 0 | | | | | |
| All Other Offenses | 0 | 0 | | | | | |
| Total Group B | 2 | 0 | | | | | |

ND State College of Science PD – 2016

| 2016 Population Estimate | | N/A | | Offenses | | Arrests | |
|---------------------------------------|---------|----------------------------------|-----------|-----------|-----------|----------|----------|
| Offense Overview | | Group A Offenses | | Reported | Cleared | Adult | Juvenile |
| Offense Total | 36 | Crimes Against Persons | | | | | |
| Number Cleared | 14 | Murder | 0 | 0 | 0 | 0 | |
| Percent Cleared | 38.89 % | Negligent Manslaughter | 0 | 0 | 0 | 0 | |
| Group A Crimes per 100,000 population | N/A | Kidnapping/Abduction | 0 | 0 | 0 | 0 | |
| | | Rape | 0 | 0 | 0 | 0 | |
| | | Sodomy | 0 | 0 | 0 | 0 | |
| | | Sexual Assault W/Object | 0 | 0 | 0 | 0 | |
| | | Fondling | 0 | 0 | 0 | 0 | |
| | | Incest | 0 | 0 | 0 | 0 | |
| | | Statutory Rape | 0 | 0 | 0 | 0 | |
| | | Aggravated Assault | 0 | 0 | 0 | 0 | |
| | | Simple Assault | 2 | 2 | 1 | 0 | |
| | | Intimidation | 0 | 0 | 0 | 0 | |
| | | Stalking | 0 | 0 | 0 | 0 | |
| | | Commercial Sex Acts | 0 | 0 | 0 | 0 | |
| | | Involuntary Servitude | 0 | 0 | 0 | 0 | |
| | | Crimes Against Property | | | | | |
| | | Arson | 0 | 0 | 0 | 0 | |
| | | Bribery | 0 | 0 | 0 | 0 | |
| | | Burglary | 0 | 0 | 0 | 0 | |
| | | Counterfeiting/Forgery | 0 | 0 | 0 | 0 | |
| | | Destruction/Damage/Vandalism | 22 | 7 | 7 | 1 | |
| | | Embezzlement | 0 | 0 | 0 | 0 | |
| | | Extortion/Blackmail | 0 | 0 | 0 | 0 | |
| | | False Pretenses | 0 | 0 | 0 | 0 | |
| | | Credit Card/ATM Fraud | 0 | 0 | 0 | 0 | |
| | | Impersonation | 0 | 0 | 0 | 0 | |
| | | Welfare Fraud | 0 | 0 | 0 | 0 | |
| | | Wire Fraud | 0 | 0 | 0 | 0 | |
| | | Identity Theft | 0 | 0 | 0 | 0 | |
| | | Hacking/Computer Invasion | 0 | 0 | 0 | 0 | |
| | | Motor Vehicle Theft | 0 | 0 | 0 | 0 | |
| | | Robbery | 1 | 0 | 0 | 0 | |
| | | Stolen Property Offenses | 0 | 0 | 0 | 0 | |
| | | Pocket-picking | 0 | 0 | 0 | 0 | |
| | | Purse-snatching | 0 | 0 | 0 | 0 | |
| | | Shoplifting | 0 | 0 | 0 | 0 | |
| | | Theft From Building | 0 | 0 | 0 | 0 | |
| | | Theft From Coin Machine | 0 | 0 | 0 | 0 | |
| | | Theft From Motor Vehicle | 4 | 1 | 0 | 1 | |
| | | Theft of Motor Vehicle Parts | 0 | 0 | 0 | 0 | |
| | | All Other Larceny | 4 | 1 | 2 | 0 | |
| | | Crimes Against Society | | | | | |
| | | Animal Cruelty | 0 | 0 | 0 | 0 | |
| | | Drug/Narcotic Violations | 2 | 2 | 1 | 0 | |
| | | Drug Equipment Violations | 1 | 1 | 1 | 0 | |
| | | Betting/Wagering | 0 | 0 | 0 | 0 | |
| | | Operating/Promoting Gambling | 0 | 0 | 0 | 0 | |
| | | Gambling Equipment Violations | 0 | 0 | 0 | 0 | |
| | | Sports Tampering | 0 | 0 | 0 | 0 | |
| | | Pornography/Obscene Material | 0 | 0 | 0 | 0 | |
| | | Prostitution | 0 | 0 | 0 | 0 | |
| | | Prostitution Assisting/Promoting | 0 | 0 | 0 | 0 | |
| | | Purchasing Prostitution | 0 | 0 | 0 | 0 | |
| | | Weapon Law Violations | 0 | 0 | 0 | 0 | |
| | | Total Group A Offenses | 36 | 14 | 12 | 2 | |

| Domestic Incident Victims | | |
|---------------------------|----------|----------|
| Offense | Reported | Cleared |
| Murder | 0 | 0 |
| Aggravated Assault | 0 | 0 |
| Simple Assault | 0 | 0 |
| Intimidation | 0 | 0 |
| Stalking | 0 | 0 |
| Rape | 0 | 0 |
| Sodomy | 0 | 0 |
| Sexual Assault W/Object | 0 | 0 |
| Fondling | 0 | 0 |
| Incest | 0 | 0 |
| Statutory Rape | 0 | 0 |
| Kidnapping/Abduction | 0 | 0 |
| Total | 0 | 0 |

| Group B Arrests | | |
|---------------------------|-----------|----------|
| Offense | Adult | Juvenile |
| Bad Checks | 0 | 0 |
| Curfew/Loitering/Vagrancy | 0 | 0 |
| Disorderly Conduct | 2 | 0 |
| DUI | 5 | 0 |
| Family-Non Violent | 0 | 0 |
| Liquor Law Violations | 10 | 0 |
| Peeping Tom | 0 | 0 |
| Trespass | 1 | 0 |
| All Other Offenses | 1 | 0 |
| Total Group B | 19 | 0 |

ND State University PD – 2016

| 2016 Population Estimate | | N/A | | Offenses | | Arrests | |
|---------------------------------------|---------|----------------------------------|------------|-----------|-----------|----------|----------|
| Offense Overview | | Group A Offenses | | Reported | Cleared | Adult | Juvenile |
| Offense Total | 251 | Crimes Against Persons | | | | | |
| Number Cleared | 62 | Murder | 0 | 0 | 0 | 0 | |
| Percent Cleared | 24.70 % | Negligent Manslaughter | 0 | 0 | 0 | 0 | |
| Group A Crimes per 100,000 population | N/A | Kidnapping/Abduction | 0 | 0 | 0 | 0 | |
| | | Rape | 0 | 0 | 0 | 0 | |
| | | Sodomy | 0 | 0 | 0 | 0 | |
| | | Sexual Assault W/Object | 0 | 0 | 0 | 0 | |
| | | Fondling | 0 | 0 | 0 | 0 | |
| | | Incest | 0 | 0 | 0 | 0 | |
| | | Statutory Rape | 0 | 0 | 0 | 0 | |
| | | Aggravated Assault | 0 | 0 | 0 | 0 | |
| | | Simple Assault | 5 | 3 | 3 | 0 | |
| | | Intimidation | 1 | 1 | 0 | 0 | |
| | | Stalking | 1 | 0 | 0 | 0 | |
| | | Commercial Sex Acts | 0 | 0 | 0 | 0 | |
| | | Involuntary Servitude | 0 | 0 | 0 | 0 | |
| | | Crimes Against Property | | | | | |
| | | Arson | 0 | 0 | 0 | 0 | |
| | | Bribery | 0 | 0 | 0 | 0 | |
| | | Burglary | 4 | 1 | 1 | 0 | |
| | | Counterfeiting/Forgery | 2 | 0 | 0 | 0 | |
| | | Destruction/Damage/Vandalism | 60 | 1 | 1 | 0 | |
| | | Embezzlement | 0 | 0 | 0 | 0 | |
| | | Extortion/Blackmail | 0 | 0 | 0 | 0 | |
| | | False Pretenses | 5 | 2 | 4 | 0 | |
| | | Credit Card/ATM Fraud | 0 | 0 | 0 | 0 | |
| | | Impersonation | 1 | 0 | 0 | 0 | |
| | | Welfare Fraud | 0 | 0 | 0 | 0 | |
| | | Wire Fraud | 1 | 0 | 0 | 0 | |
| | | Identity Theft | 0 | 0 | 0 | 0 | |
| | | Hacking/Computer Invasion | 0 | 0 | 0 | 0 | |
| | | Motor Vehicle Theft | 2 | 0 | 0 | 0 | |
| | | Robbery | 1 | 0 | 0 | 0 | |
| | | Stolen Property Offenses | 2 | 0 | 0 | 0 | |
| | | Pocket-picking | 0 | 0 | 0 | 0 | |
| | | Purse-snatching | 0 | 0 | 0 | 0 | |
| | | Shoplifting | 0 | 0 | 0 | 0 | |
| | | Theft From Building | 2 | 0 | 0 | 0 | |
| | | Theft From Coin Machine | 0 | 0 | 0 | 0 | |
| | | Theft From Motor Vehicle | 15 | 0 | 0 | 0 | |
| | | Theft of Motor Vehicle Parts | 18 | 0 | 0 | 0 | |
| | | All Other Larceny | 68 | 1 | 6 | 0 | |
| | | Crimes Against Society | | | | | |
| | | Animal Cruelty | 0 | 0 | 0 | 0 | |
| | | Drug/Narcotic Violations | 34 | 27 | 29 | 0 | |
| | | Drug Equipment Violations | 29 | 26 | 10 | 0 | |
| | | Betting/Wagering | 0 | 0 | 0 | 0 | |
| | | Operating/Promoting Gambling | 0 | 0 | 0 | 0 | |
| | | Gambling Equipment Violations | 0 | 0 | 0 | 0 | |
| | | Sports Tampering | 0 | 0 | 0 | 0 | |
| | | Pornography/Obscene Material | 0 | 0 | 0 | 0 | |
| | | Prostitution | 0 | 0 | 0 | 0 | |
| | | Prostitution Assisting/Promoting | 0 | 0 | 0 | 0 | |
| | | Purchasing Prostitution | 0 | 0 | 0 | 0 | |
| | | Weapon Law Violations | 0 | 0 | 0 | 0 | |
| | | Total Group A Offenses | 251 | 62 | 54 | 0 | |

| Domestic Incident Victims | | |
|---------------------------|----------|----------|
| Offense | Reported | Cleared |
| Murder | 0 | 0 |
| Aggravated Assault | 0 | 0 |
| Simple Assault | 4 | 3 |
| Intimidation | 0 | 0 |
| Stalking | 0 | 0 |
| Rape | 0 | 0 |
| Sodomy | 0 | 0 |
| Sexual Assault W/Object | 0 | 0 |
| Fondling | 0 | 0 |
| Incest | 0 | 0 |
| Statutory Rape | 0 | 0 |
| Kidnapping/Abduction | 0 | 0 |
| Total | 4 | 3 |

| Group B Arrests | | |
|---------------------------|-----------|----------|
| Offense | Adult | Juvenile |
| Bad Checks | 0 | 0 |
| Curfew/Loitering/Vagrancy | 0 | 0 |
| Disorderly Conduct | 2 | 0 |
| DUI | 3 | 0 |
| Family-Non Violent | 0 | 0 |
| Liquor Law Violations | 69 | 0 |
| Peeping Tom | 0 | 0 |
| Trespass | 6 | 0 |
| All Other Offenses | 1 | 0 |
| Total Group B | 81 | 0 |

New Town Police Department – 2016

| | | | | | | | |
|---------------------------------------|--------------|----------------------------------|------------|----------------|-----------|----------|----------|
| 2016 Population Estimate | 2,656 | Offenses | | Arrests | | | |
| Offense Overview | | Group A Offenses | | Reported | Cleared | Adult | Juvenile |
| Offense Total | 129 | Crimes Against Persons | | | | | |
| Number Cleared | 59 | Murder | 0 | 0 | 0 | 0 | 0 |
| Percent Cleared | 45.74 % | Negligent Manslaughter | 0 | 0 | 0 | 0 | 0 |
| Group A Crimes per 100,000 population | 4,856.9 | Kidnapping/Abduction | 0 | 0 | 0 | 0 | 0 |
| | | Rape | 0 | 0 | 0 | 0 | 0 |
| | | Sodomy | 0 | 0 | 0 | 0 | 0 |
| | | Sexual Assault W/Object | 0 | 0 | 0 | 0 | 0 |
| | | Fondling | 1 | 0 | 0 | 0 | 0 |
| | | Incest | 0 | 0 | 0 | 0 | 0 |
| | | Statutory Rape | 0 | 0 | 0 | 0 | 0 |
| | | Aggravated Assault | 1 | 0 | 0 | 0 | 0 |
| | | Simple Assault | 9 | 1 | 1 | 0 | 0 |
| | | Intimidation | 0 | 0 | 0 | 0 | 0 |
| | | Stalking | 1 | 0 | 0 | 0 | 0 |
| | | Commercial Sex Acts | 0 | 0 | 0 | 0 | 0 |
| | | Involuntary Servitude | 0 | 0 | 0 | 0 | 0 |
| | | Crimes Against Property | | | | | |
| | | Arson | 0 | 0 | 0 | 0 | 0 |
| | | Bribery | 0 | 0 | 0 | 0 | 0 |
| | | Burglary | 5 | 0 | 0 | 0 | 0 |
| | | Counterfeiting/Forgery | 2 | 1 | 1 | 0 | 0 |
| | | Destruction/Damage/Vandalism | 9 | 0 | 0 | 0 | 0 |
| | | Embezzlement | 0 | 0 | 0 | 0 | 0 |
| | | Extortion/Blackmail | 0 | 0 | 0 | 0 | 0 |
| | | False Pretenses | 0 | 0 | 0 | 0 | 0 |
| | | Credit Card/ATM Fraud | 0 | 0 | 0 | 0 | 0 |
| | | Impersonation | 0 | 0 | 0 | 0 | 0 |
| | | Welfare Fraud | 0 | 0 | 0 | 0 | 0 |
| | | Wire Fraud | 0 | 0 | 0 | 0 | 0 |
| | | Identity Theft | 0 | 0 | 0 | 0 | 0 |
| | | Hacking/Computer Invasion | 0 | 0 | 0 | 0 | 0 |
| | | Motor Vehicle Theft | 3 | 1 | 1 | 0 | 0 |
| | | Robbery | 0 | 0 | 0 | 0 | 0 |
| | | Stolen Property Offenses | 2 | 2 | 2 | 0 | 0 |
| | | Pocket-picking | 0 | 0 | 0 | 0 | 0 |
| | | Purse-snatching | 0 | 0 | 0 | 0 | 0 |
| | | Shoplifting | 0 | 0 | 0 | 0 | 0 |
| | | Theft From Building | 0 | 0 | 0 | 0 | 0 |
| | | Theft From Coin Machine | 0 | 0 | 0 | 0 | 0 |
| | | Theft From Motor Vehicle | 2 | 0 | 0 | 0 | 0 |
| | | Theft of Motor Vehicle Parts | 1 | 0 | 0 | 0 | 0 |
| | | All Other Larceny | 12 | 1 | 1 | 0 | 0 |
| | | Crimes Against Society | | | | | |
| | | Animal Cruelty | 0 | 0 | 0 | 0 | 0 |
| | | Drug/Narcotic Violations | 33 | 21 | 21 | 3 | 0 |
| | | Drug Equipment Violations | 44 | 31 | 18 | 0 | 0 |
| | | Betting/Wagering | 0 | 0 | 0 | 0 | 0 |
| | | Operating/Promoting Gambling | 0 | 0 | 0 | 0 | 0 |
| | | Gambling Equipment Violations | 0 | 0 | 0 | 0 | 0 |
| | | Sports Tampering | 0 | 0 | 0 | 0 | 0 |
| | | Pornography/Obscene Material | 1 | 0 | 0 | 0 | 0 |
| | | Prostitution | 0 | 0 | 0 | 0 | 0 |
| | | Prostitution Assisting/Promoting | 0 | 0 | 0 | 0 | 0 |
| | | Purchasing Prostitution | 0 | 0 | 0 | 0 | 0 |
| | | Weapon Law Violations | 3 | 1 | 0 | 0 | 0 |
| | | Total Group A Offenses | 129 | 59 | 45 | 3 | |

| Domestic Incident Victims | | |
|---------------------------|----------|----------|
| Offense | Reported | Cleared |
| Murder | 0 | 0 |
| Aggravated Assault | 0 | 0 |
| Simple Assault | 6 | 1 |
| Intimidation | 0 | 0 |
| Stalking | 0 | 0 |
| Rape | 0 | 0 |
| Sodomy | 0 | 0 |
| Sexual Assault W/Object | 0 | 0 |
| Fondling | 0 | 0 |
| Incest | 0 | 0 |
| Statutory Rape | 0 | 0 |
| Kidnapping/Abduction | 0 | 0 |
| Total | 6 | 1 |

| Group B Arrests | | |
|---------------------------|-----------|----------|
| Offense | Adult | Juvenile |
| Bad Checks | 0 | 0 |
| Curfew/Loitering/Vagrancy | 0 | 0 |
| Disorderly Conduct | 4 | 0 |
| DUI | 39 | 0 |
| Family-Non Violent | 1 | 0 |
| Liquor Law Violations | 1 | 1 |
| Peeping Tom | 0 | 0 |
| Trespass | 0 | 0 |
| All Other Offenses | 8 | 0 |
| Total Group B | 53 | 1 |

Northwood Police Department – 2016

| | | | | | | | |
|---------------------------------------|------------|----------------------------------|-----------|----------------|----------|----------|----------|
| 2016 Population Estimate | 924 | Offenses | | Arrests | | | |
| Offense Overview | | Group A Offenses | | Reported | Cleared | Adult | Juvenile |
| Offense Total | 11 | Crimes Against Persons | | | | | |
| Number Cleared | 4 | Murder | 0 | 0 | 0 | 0 | 0 |
| Percent Cleared | 36.36 % | Negligent Manslaughter | 0 | 0 | 0 | 0 | 0 |
| Group A Crimes per 100,000 population | 1,190.5 | Kidnapping/Abduction | 0 | 0 | 0 | 0 | 0 |
| | | Rape | 0 | 0 | 0 | 0 | 0 |
| | | Sodomy | 0 | 0 | 0 | 0 | 0 |
| | | Sexual Assault W/Object | 0 | 0 | 0 | 0 | 0 |
| | | Fondling | 1 | 0 | 0 | 0 | 0 |
| | | Incest | 0 | 0 | 0 | 0 | 0 |
| | | Statutory Rape | 0 | 0 | 0 | 0 | 0 |
| | | Aggravated Assault | 0 | 0 | 0 | 0 | 0 |
| | | Simple Assault | 4 | 3 | 1 | 1 | 1 |
| | | Intimidation | 0 | 0 | 0 | 0 | 0 |
| | | Stalking | 0 | 0 | 0 | 0 | 0 |
| | | Commercial Sex Acts | 0 | 0 | 0 | 0 | 0 |
| | | Involuntary Servitude | 0 | 0 | 0 | 0 | 0 |
| | | Crimes Against Property | | | | | |
| | | Arson | 0 | 0 | 0 | 0 | 0 |
| | | Bribery | 0 | 0 | 0 | 0 | 0 |
| | | Burglary | 1 | 0 | 0 | 0 | 0 |
| | | Counterfeiting/Forgery | 1 | 0 | 0 | 0 | 0 |
| | | Destruction/Damage/Vandalism | 3 | 1 | 0 | 0 | 0 |
| | | Embezzlement | 0 | 0 | 0 | 0 | 0 |
| | | Extortion/Blackmail | 0 | 0 | 0 | 0 | 0 |
| | | False Pretenses | 0 | 0 | 0 | 0 | 0 |
| | | Credit Card/ATM Fraud | 0 | 0 | 0 | 0 | 0 |
| | | Impersonation | 0 | 0 | 0 | 0 | 0 |
| | | Welfare Fraud | 0 | 0 | 0 | 0 | 0 |
| | | Wire Fraud | 0 | 0 | 0 | 0 | 0 |
| | | Identity Theft | 0 | 0 | 0 | 0 | 0 |
| | | Hacking/Computer Invasion | 0 | 0 | 0 | 0 | 0 |
| | | Motor Vehicle Theft | 0 | 0 | 0 | 0 | 0 |
| | | Robbery | 0 | 0 | 0 | 0 | 0 |
| | | Stolen Property Offenses | 0 | 0 | 0 | 0 | 0 |
| | | Pocket-picking | 0 | 0 | 0 | 0 | 0 |
| | | Purse-snatching | 0 | 0 | 0 | 0 | 0 |
| | | Shoplifting | 1 | 0 | 0 | 0 | 0 |
| | | Theft From Building | 0 | 0 | 0 | 0 | 0 |
| | | Theft From Coin Machine | 0 | 0 | 0 | 0 | 0 |
| | | Theft From Motor Vehicle | 0 | 0 | 0 | 0 | 0 |
| | | Theft of Motor Vehicle Parts | 0 | 0 | 0 | 0 | 0 |
| | | All Other Larceny | 0 | 0 | 0 | 0 | 0 |
| | | Crimes Against Society | | | | | |
| | | Animal Cruelty | 0 | 0 | 0 | 0 | 0 |
| | | Drug/Narcotic Violations | 0 | 0 | 0 | 0 | 0 |
| | | Drug Equipment Violations | 0 | 0 | 0 | 0 | 0 |
| | | Betting/Wagering | 0 | 0 | 0 | 0 | 0 |
| | | Operating/Promoting Gambling | 0 | 0 | 0 | 0 | 0 |
| | | Gambling Equipment Violations | 0 | 0 | 0 | 0 | 0 |
| | | Sports Tampering | 0 | 0 | 0 | 0 | 0 |
| | | Pornography/Obscene Material | 0 | 0 | 0 | 0 | 0 |
| | | Prostitution | 0 | 0 | 0 | 0 | 0 |
| | | Prostitution Assisting/Promoting | 0 | 0 | 0 | 0 | 0 |
| | | Purchasing Prostitution | 0 | 0 | 0 | 0 | 0 |
| | | Weapon Law Violations | 0 | 0 | 0 | 0 | 0 |
| | | Total Group A Offenses | 11 | 4 | 1 | 1 | 1 |

| Domestic Incident Victims | | |
|---------------------------|----------|----------|
| Offense | Reported | Cleared |
| Murder | 0 | 0 |
| Aggravated Assault | 0 | 0 |
| Simple Assault | 2 | 1 |
| Intimidation | 0 | 0 |
| Stalking | 0 | 0 |
| Rape | 0 | 0 |
| Sodomy | 0 | 0 |
| Sexual Assault W/Object | 0 | 0 |
| Fondling | 0 | 0 |
| Incest | 0 | 0 |
| Statutory Rape | 0 | 0 |
| Kidnapping/Abduction | 0 | 0 |
| Total | 2 | 1 |

| Group B Arrests | | |
|---------------------------|----------|----------|
| Offense | Adult | Juvenile |
| Bad Checks | 0 | 0 |
| Curfew/Loitering/Vagrancy | 0 | 0 |
| Disorderly Conduct | 1 | 0 |
| DUI | 1 | 0 |
| Family-Non Violent | 0 | 0 |
| Liquor Law Violations | 0 | 0 |
| Peeping Tom | 0 | 0 |
| Trespass | 0 | 0 |
| All Other Offenses | 1 | 0 |
| Total Group B | 3 | 0 |

Oakes Police Department – 2016

2016 Population Estimate 1,786

Offense Overview

Offense Total 12
 Number Cleared 8
 Percent Cleared 66.67 %
 Group A Crimes per 100,000 population 671.9

Arrest Overview

Total Arrests 8
 Adult Arrests 8
 Juvenile Arrests 0
 Unknown Age 0
 Arrests per 100,000 population 447.9
 Average number offenses/incident 1.33

| | Offenses | | Arrests | |
|----------------------------------|-----------|----------|----------|----------|
| | Reported | Cleared | Adult | Juvenile |
| Group A Offenses | | | | |
| Crimes Against Persons | | | | |
| Murder | 0 | 0 | 0 | 0 |
| Negligent Manslaughter | 0 | 0 | 0 | 0 |
| Kidnapping/Abduction | 0 | 0 | 0 | 0 |
| Rape | 0 | 0 | 0 | 0 |
| Sodomy | 0 | 0 | 0 | 0 |
| Sexual Assault W/Object | 0 | 0 | 0 | 0 |
| Fondling | 0 | 0 | 0 | 0 |
| Incest | 0 | 0 | 0 | 0 |
| Statutory Rape | 0 | 0 | 0 | 0 |
| Aggravated Assault | 0 | 0 | 0 | 0 |
| Simple Assault | 2 | 2 | 1 | 0 |
| Intimidation | 2 | 0 | 0 | 0 |
| Stalking | 1 | 1 | 1 | 0 |
| Commercial Sex Acts | 0 | 0 | 0 | 0 |
| Involuntary Servitude | 0 | 0 | 0 | 0 |
| Crimes Against Property | | | | |
| Arson | 0 | 0 | 0 | 0 |
| Bribery | 0 | 0 | 0 | 0 |
| Burglary | 0 | 0 | 0 | 0 |
| Counterfeiting/Forgery | 1 | 0 | 0 | 0 |
| Destruction/Damage/Vandalism | 1 | 1 | 1 | 0 |
| Embezzlement | 0 | 0 | 0 | 0 |
| Extortion/Blackmail | 0 | 0 | 0 | 0 |
| False Pretenses | 0 | 0 | 0 | 0 |
| Credit Card/ATM Fraud | 0 | 0 | 0 | 0 |
| Impersonation | 0 | 0 | 0 | 0 |
| Welfare Fraud | 0 | 0 | 0 | 0 |
| Wire Fraud | 0 | 0 | 0 | 0 |
| Identity Theft | 1 | 0 | 0 | 0 |
| Hacking/Computer Invasion | 0 | 0 | 0 | 0 |
| Motor Vehicle Theft | 0 | 0 | 0 | 0 |
| Robbery | 0 | 0 | 0 | 0 |
| Stolen Property Offenses | 0 | 0 | 0 | 0 |
| Pocket-picking | 0 | 0 | 0 | 0 |
| Purse-snatching | 0 | 0 | 0 | 0 |
| Shoplifting | 0 | 0 | 0 | 0 |
| Theft From Building | 0 | 0 | 0 | 0 |
| Theft From Coin Machine | 0 | 0 | 0 | 0 |
| Theft From Motor Vehicle | 0 | 0 | 0 | 0 |
| Theft of Motor Vehicle Parts | 0 | 0 | 0 | 0 |
| All Other Larceny | 0 | 0 | 0 | 0 |
| Crimes Against Society | | | | |
| Animal Cruelty | 0 | 0 | 0 | 0 |
| Drug/Narcotic Violations | 2 | 2 | 4 | 0 |
| Drug Equipment Violations | 2 | 2 | 0 | 0 |
| Betting/Wagering | 0 | 0 | 0 | 0 |
| Operating/Promoting Gambling | 0 | 0 | 0 | 0 |
| Gambling Equipment Violations | 0 | 0 | 0 | 0 |
| Sports Tampering | 0 | 0 | 0 | 0 |
| Pornography/Obscene Material | 0 | 0 | 0 | 0 |
| Prostitution | 0 | 0 | 0 | 0 |
| Prostitution Assisting/Promoting | 0 | 0 | 0 | 0 |
| Purchasing Prostitution | 0 | 0 | 0 | 0 |
| Weapon Law Violations | 0 | 0 | 0 | 0 |
| Total Group A Offenses | 12 | 8 | 7 | 0 |

| Domestic Incident Victims | | |
|----------------------------------|----------|----------|
| Offense | Reported | Cleared |
| Murder | 0 | 0 |
| Aggravated Assault | 0 | 0 |
| Simple Assault | 2 | 2 |
| Intimidation | 1 | 0 |
| Stalking | 1 | 1 |
| Rape | 0 | 0 |
| Sodomy | 0 | 0 |
| Sexual Assault W/Object | 0 | 0 |
| Fondling | 0 | 0 |
| Incest | 0 | 0 |
| Statutory Rape | 0 | 0 |
| Kidnapping/Abduction | 0 | 0 |
| Total | 4 | 3 |

| Group B Arrests | | |
|---------------------------|----------|----------|
| Offense | Adult | Juvenile |
| Bad Checks | 0 | 0 |
| Curfew/Loitering/Vagrancy | 0 | 0 |
| Disorderly Conduct | 0 | 0 |
| DUI | 1 | 0 |
| Family-Non Violent | 0 | 0 |
| Liquor Law Violations | 0 | 0 |
| Peeping Tom | 0 | 0 |
| Trespass | 0 | 0 |
| All Other Offenses | 0 | 0 |
| Total Group B | 1 | 0 |

Powers Lake Police Department – 2016

2016 Population Estimate 313

Offense Overview

Offense Total 9
 Number Cleared 4
 Percent Cleared 44.44 %
 Group A Crimes per 100,000 population 2,875.4

Arrest Overview

Total Arrests 25
 Adult Arrests 14
 Juvenile Arrests 11
 Unknown Age 0
 Arrests per 100,000 population 7,987.2
 Average number offenses/incident 1.00

| | Offenses | | Arrests | |
|----------------------------------|----------|----------|----------|----------|
| | Reported | Cleared | Adult | Juvenile |
| Group A Offenses | | | | |
| Crimes Against Persons | | | | |
| Murder | 0 | 0 | 0 | 0 |
| Negligent Manslaughter | 0 | 0 | 0 | 0 |
| Kidnapping/Abduction | 0 | 0 | 0 | 0 |
| Rape | 0 | 0 | 0 | 0 |
| Sodomy | 0 | 0 | 0 | 0 |
| Sexual Assault W/Object | 0 | 0 | 0 | 0 |
| Fondling | 0 | 0 | 0 | 0 |
| Incest | 0 | 0 | 0 | 0 |
| Statutory Rape | 0 | 0 | 0 | 0 |
| Aggravated Assault | 0 | 0 | 0 | 0 |
| Simple Assault | 1 | 1 | 1 | 0 |
| Intimidation | 0 | 0 | 0 | 0 |
| Stalking | 0 | 0 | 0 | 0 |
| Commercial Sex Acts | 0 | 0 | 0 | 0 |
| Involuntary Servitude | 0 | 0 | 0 | 0 |
| Crimes Against Property | | | | |
| Arson | 0 | 0 | 0 | 0 |
| Bribery | 0 | 0 | 0 | 0 |
| Burglary | 0 | 0 | 0 | 0 |
| Counterfeiting/Forgery | 0 | 0 | 0 | 0 |
| Destruction/Damage/Vandalism | 2 | 1 | 0 | 0 |
| Embezzlement | 0 | 0 | 0 | 0 |
| Extortion/Blackmail | 0 | 0 | 0 | 0 |
| False Pretenses | 0 | 0 | 0 | 0 |
| Credit Card/ATM Fraud | 1 | 0 | 0 | 0 |
| Impersonation | 0 | 0 | 0 | 0 |
| Welfare Fraud | 0 | 0 | 0 | 0 |
| Wire Fraud | 0 | 0 | 0 | 0 |
| Identity Theft | 0 | 0 | 0 | 0 |
| Hacking/Computer Invasion | 0 | 0 | 0 | 0 |
| Motor Vehicle Theft | 0 | 0 | 0 | 0 |
| Robbery | 0 | 0 | 0 | 0 |
| Stolen Property Offenses | 0 | 0 | 0 | 0 |
| Pocket-picking | 0 | 0 | 0 | 0 |
| Purse-snatching | 0 | 0 | 0 | 0 |
| Shoplifting | 1 | 1 | 1 | 0 |
| Theft From Building | 0 | 0 | 0 | 0 |
| Theft From Coin Machine | 0 | 0 | 0 | 0 |
| Theft From Motor Vehicle | 0 | 0 | 0 | 0 |
| Theft of Motor Vehicle Parts | 0 | 0 | 0 | 0 |
| All Other Larceny | 2 | 0 | 0 | 0 |
| Crimes Against Society | | | | |
| Animal Cruelty | 0 | 0 | 0 | 0 |
| Drug/Narcotic Violations | 0 | 0 | 0 | 0 |
| Drug Equipment Violations | 2 | 1 | 1 | 0 |
| Betting/Wagering | 0 | 0 | 0 | 0 |
| Operating/Promoting Gambling | 0 | 0 | 0 | 0 |
| Gambling Equipment Violations | 0 | 0 | 0 | 0 |
| Sports Tampering | 0 | 0 | 0 | 0 |
| Pornography/Obscene Material | 0 | 0 | 0 | 0 |
| Prostitution | 0 | 0 | 0 | 0 |
| Prostitution Assisting/Promoting | 0 | 0 | 0 | 0 |
| Purchasing Prostitution | 0 | 0 | 0 | 0 |
| Weapon Law Violations | 0 | 0 | 0 | 0 |
| Total Group A Offenses | 9 | 4 | 3 | 0 |

| Domestic Incident Victims | | |
|----------------------------------|----------|----------|
| Offense | Reported | Cleared |
| Murder | 0 | 0 |
| Aggravated Assault | 0 | 0 |
| Simple Assault | 1 | 1 |
| Intimidation | 0 | 0 |
| Stalking | 0 | 0 |
| Rape | 0 | 0 |
| Sodomy | 0 | 0 |
| Sexual Assault W/Object | 0 | 0 |
| Fondling | 0 | 0 |
| Incest | 0 | 0 |
| Statutory Rape | 0 | 0 |
| Kidnapping/Abduction | 0 | 0 |
| Total | 1 | 1 |

| Group B Arrests | | |
|---------------------------|-----------|-----------|
| Offense | Adult | Juvenile |
| Bad Checks | 0 | 0 |
| Curfew/Loitering/Vagrancy | 0 | 0 |
| Disorderly Conduct | 0 | 0 |
| DUI | 0 | 0 |
| Family-Non Violent | 0 | 0 |
| Liquor Law Violations | 11 | 5 |
| Peeping Tom | 0 | 0 |
| Trespass | 0 | 6 |
| All Other Offenses | 0 | 0 |
| Total Group B | 11 | 11 |

Ray Police Department – 2016

2016 Population Estimate 761

Offense Overview

Offense Total 8
 Number Cleared 2
 Percent Cleared 25.00 %
 Group A Crimes per 100,000
 population 1,051.2

Arrest Overview

Total Arrests 3
 Adult Arrests 2
 Juvenile Arrests 1
 Unknown Age 0
 Arrests per 100,000 population 394.2
 Average number offenses/incident 1.33

| Domestic Incident Victims | | |
|---------------------------|----------|----------|
| Offense | Reported | Cleared |
| Murder | 0 | 0 |
| Aggravated Assault | 0 | 0 |
| Simple Assault | 1 | 0 |
| Intimidation | 0 | 0 |
| Stalking | 0 | 0 |
| Rape | 0 | 0 |
| Sodomy | 0 | 0 |
| Sexual Assault W/Object | 0 | 0 |
| Fondling | 0 | 0 |
| Incest | 0 | 0 |
| Statutory Rape | 0 | 0 |
| Kidnapping/Abduction | 0 | 0 |
| Total | 1 | 0 |

| Group B Arrests | | |
|---------------------------|----------|----------|
| Offense | Adult | Juvenile |
| Bad Checks | 0 | 0 |
| Curfew/Loitering/Vagrancy | 0 | 0 |
| Disorderly Conduct | 0 | 0 |
| DUI | 0 | 0 |
| Family-Non Violent | 0 | 0 |
| Liquor Law Violations | 0 | 1 |
| Peeping Tom | 0 | 0 |
| Trespass | 0 | 0 |
| All Other Offenses | 0 | 0 |
| Total Group B | 0 | 1 |

| | Offenses | | Arrests | |
|----------------------------------|----------|----------|----------|----------|
| | Reported | Cleared | Adult | Juvenile |
| Group A Offenses | | | | |
| Crimes Against Persons | | | | |
| Murder | 0 | 0 | 0 | 0 |
| Negligent Manslaughter | 0 | 0 | 0 | 0 |
| Kidnapping/Abduction | 0 | 0 | 0 | 0 |
| Rape | 0 | 0 | 0 | 0 |
| Sodomy | 0 | 0 | 0 | 0 |
| Sexual Assault W/Object | 0 | 0 | 0 | 0 |
| Fondling | 0 | 0 | 0 | 0 |
| Incest | 0 | 0 | 0 | 0 |
| Statutory Rape | 0 | 0 | 0 | 0 |
| Aggravated Assault | 1 | 1 | 1 | 0 |
| Simple Assault | 1 | 0 | 0 | 0 |
| Intimidation | 0 | 0 | 0 | 0 |
| Stalking | 0 | 0 | 0 | 0 |
| Commercial Sex Acts | 0 | 0 | 0 | 0 |
| Involuntary Servitude | 0 | 0 | 0 | 0 |
| Crimes Against Property | | | | |
| Arson | 0 | 0 | 0 | 0 |
| Bribery | 0 | 0 | 0 | 0 |
| Burglary | 0 | 0 | 0 | 0 |
| Counterfeiting/Forgery | 1 | 0 | 0 | 0 |
| Destruction/Damage/Vandalism | 0 | 0 | 0 | 0 |
| Embezzlement | 0 | 0 | 0 | 0 |
| Extortion/Blackmail | 0 | 0 | 0 | 0 |
| False Pretenses | 0 | 0 | 0 | 0 |
| Credit Card/ATM Fraud | 0 | 0 | 0 | 0 |
| Impersonation | 0 | 0 | 0 | 0 |
| Welfare Fraud | 0 | 0 | 0 | 0 |
| Wire Fraud | 0 | 0 | 0 | 0 |
| Identity Theft | 1 | 0 | 0 | 0 |
| Hacking/Computer Invasion | 0 | 0 | 0 | 0 |
| Motor Vehicle Theft | 1 | 0 | 0 | 0 |
| Robbery | 0 | 0 | 0 | 0 |
| Stolen Property Offenses | 0 | 0 | 0 | 0 |
| Pocket-picking | 0 | 0 | 0 | 0 |
| Purse-snatching | 0 | 0 | 0 | 0 |
| Shoplifting | 0 | 0 | 0 | 0 |
| Theft From Building | 0 | 0 | 0 | 0 |
| Theft From Coin Machine | 0 | 0 | 0 | 0 |
| Theft From Motor Vehicle | 0 | 0 | 0 | 0 |
| Theft of Motor Vehicle Parts | 0 | 0 | 0 | 0 |
| All Other Larceny | 2 | 0 | 0 | 0 |
| Crimes Against Society | | | | |
| Animal Cruelty | 0 | 0 | 0 | 0 |
| Drug/Narcotic Violations | 1 | 1 | 1 | 0 |
| Drug Equipment Violations | 0 | 0 | 0 | 0 |
| Betting/Wagering | 0 | 0 | 0 | 0 |
| Operating/Promoting Gambling | 0 | 0 | 0 | 0 |
| Gambling Equipment Violations | 0 | 0 | 0 | 0 |
| Sports Tampering | 0 | 0 | 0 | 0 |
| Pornography/Obscene Material | 0 | 0 | 0 | 0 |
| Prostitution | 0 | 0 | 0 | 0 |
| Prostitution Assisting/Promoting | 0 | 0 | 0 | 0 |
| Purchasing Prostitution | 0 | 0 | 0 | 0 |
| Weapon Law Violations | 0 | 0 | 0 | 0 |
| Total Group A Offenses | 8 | 2 | 2 | 0 |

Rolla Police Department – 2016

2016 Population Estimate 1,333

Offense Overview

Offense Total 67
 Number Cleared 42
 Percent Cleared 62.69 %
 Group A Crimes per 100,000
 population 5,026.3

Arrest Overview

Total Arrests 84
 Adult Arrests 78
 Juvenile Arrests 6
 Unknown Age 0
 Arrests per 100,000 population 6,301.6
 Average number offenses/incident 1.06

| | | Offenses | | Arrests | |
|----------------------------------|--|-----------|-----------|-----------|----------|
| | | Reported | Cleared | Adult | Juvenile |
| Group A Offenses | | | | | |
| Crimes Against Persons | | | | | |
| Murder | | 0 | 0 | 0 | 0 |
| Negligent Manslaughter | | 0 | 0 | 0 | 0 |
| Kidnapping/Abduction | | 0 | 0 | 0 | 0 |
| Rape | | 0 | 0 | 0 | 0 |
| Sodomy | | 0 | 0 | 0 | 0 |
| Sexual Assault W/Object | | 0 | 0 | 0 | 0 |
| Fondling | | 1 | 0 | 0 | 0 |
| Incest | | 0 | 0 | 0 | 0 |
| Statutory Rape | | 0 | 0 | 0 | 0 |
| Aggravated Assault | | 2 | 2 | 3 | 0 |
| Simple Assault | | 11 | 7 | 6 | 0 |
| Intimidation | | 2 | 1 | 1 | 0 |
| Stalking | | 0 | 0 | 0 | 0 |
| Commercial Sex Acts | | 0 | 0 | 0 | 0 |
| Involuntary Servitude | | 0 | 0 | 0 | 0 |
| Crimes Against Property | | | | | |
| Arson | | 0 | 0 | 0 | 0 |
| Bribery | | 0 | 0 | 0 | 0 |
| Burglary | | 1 | 0 | 0 | 0 |
| Counterfeiting/Forgery | | 3 | 2 | 2 | 0 |
| Destruction/Damage/Vandalism | | 2 | 1 | 1 | 0 |
| Embezzlement | | 0 | 0 | 0 | 0 |
| Extortion/Blackmail | | 0 | 0 | 0 | 0 |
| False Pretenses | | 1 | 0 | 0 | 0 |
| Credit Card/ATM Fraud | | 1 | 0 | 0 | 0 |
| Impersonation | | 0 | 0 | 0 | 0 |
| Welfare Fraud | | 0 | 0 | 0 | 0 |
| Wire Fraud | | 0 | 0 | 0 | 0 |
| Identity Theft | | 0 | 0 | 0 | 0 |
| Hacking/Computer Invasion | | 0 | 0 | 0 | 0 |
| Motor Vehicle Theft | | 1 | 0 | 0 | 0 |
| Robbery | | 0 | 0 | 0 | 0 |
| Stolen Property Offenses | | 4 | 2 | 2 | 0 |
| Pocket-picking | | 0 | 0 | 0 | 0 |
| Purse-snatching | | 0 | 0 | 0 | 0 |
| Shoplifting | | 29 | 25 | 23 | 1 |
| Theft From Building | | 1 | 0 | 0 | 0 |
| Theft From Coin Machine | | 0 | 0 | 0 | 0 |
| Theft From Motor Vehicle | | 2 | 0 | 0 | 0 |
| Theft of Motor Vehicle Parts | | 0 | 0 | 0 | 0 |
| All Other Larceny | | 3 | 0 | 0 | 0 |
| Crimes Against Society | | | | | |
| Animal Cruelty | | 0 | 0 | 0 | 0 |
| Drug/Narcotic Violations | | 1 | 1 | 2 | 0 |
| Drug Equipment Violations | | 1 | 1 | 0 | 0 |
| Betting/Wagering | | 0 | 0 | 0 | 0 |
| Operating/Promoting Gambling | | 0 | 0 | 0 | 0 |
| Gambling Equipment Violations | | 0 | 0 | 0 | 0 |
| Sports Tampering | | 0 | 0 | 0 | 0 |
| Pornography/Obscene Material | | 0 | 0 | 0 | 0 |
| Prostitution | | 0 | 0 | 0 | 0 |
| Prostitution Assisting/Promoting | | 0 | 0 | 0 | 0 |
| Purchasing Prostitution | | 0 | 0 | 0 | 0 |
| Weapon Law Violations | | 1 | 0 | 0 | 0 |
| Total Group A Offenses | | 67 | 42 | 40 | 1 |

| Domestic Incident Victims | | |
|----------------------------------|----------|----------|
| Offense | Reported | Cleared |
| Murder | 0 | 0 |
| Aggravated Assault | 1 | 1 |
| Simple Assault | 7 | 4 |
| Intimidation | 1 | 0 |
| Stalking | 0 | 0 |
| Rape | 0 | 0 |
| Sodomy | 0 | 0 |
| Sexual Assault W/Object | 0 | 0 |
| Fondling | 0 | 0 |
| Incest | 0 | 0 |
| Statutory Rape | 0 | 0 |
| Kidnapping/Abduction | 0 | 0 |
| Total | 9 | 5 |

| Group B Arrests | | |
|---------------------------|-----------|----------|
| Offense | Adult | Juvenile |
| Bad Checks | 0 | 0 |
| Curfew/Loitering/Vagrancy | 0 | 0 |
| Disorderly Conduct | 18 | 0 |
| DUI | 11 | 0 |
| Family-Non Violent | 0 | 0 |
| Liquor Law Violations | 2 | 0 |
| Peeping Tom | 0 | 0 |
| Trespass | 3 | 0 |
| All Other Offenses | 4 | 5 |
| Total Group B | 38 | 5 |

Rugby Police Department – 2016

2016 Population Estimate 2,841

Offense Overview

Offense Total 117
 Number Cleared 40
 Percent Cleared 34.19 %
 Group A Crimes per 100,000 population 4,118.3

Arrest Overview

Total Arrests 76
 Adult Arrests 68
 Juvenile Arrests 8
 Unknown Age 0
 Arrests per 100,000 population 2,499.1
 Average number offenses/incident 1.19

| | Offenses | | Arrests | |
|----------------------------------|------------|-----------|-----------|----------|
| | Reported | Cleared | Adult | Juvenile |
| Group A Offenses | | | | |
| Crimes Against Persons | | | | |
| Murder | 0 | 0 | 0 | 0 |
| Negligent Manslaughter | 0 | 0 | 0 | 0 |
| Kidnapping/Abduction | 0 | 0 | 0 | 0 |
| Rape | 1 | 0 | 0 | 0 |
| Sodomy | 0 | 0 | 0 | 0 |
| Sexual Assault W/Object | 0 | 0 | 0 | 0 |
| Fondling | 0 | 0 | 0 | 0 |
| Incest | 0 | 0 | 0 | 0 |
| Statutory Rape | 0 | 0 | 0 | 0 |
| Aggravated Assault | 4 | 3 | 3 | 0 |
| Simple Assault | 17 | 12 | 9 | 0 |
| Intimidation | 0 | 0 | 0 | 0 |
| Stalking | 4 | 1 | 1 | 0 |
| Commercial Sex Acts | 0 | 0 | 0 | 0 |
| Involuntary Servitude | 0 | 0 | 0 | 0 |
| Crimes Against Property | | | | |
| Arson | 0 | 0 | 0 | 0 |
| Bribery | 0 | 0 | 0 | 0 |
| Burglary | 6 | 1 | 0 | 0 |
| Counterfeiting/Forgery | 2 | 0 | 0 | 0 |
| Destruction/Damage/Vandalism | 11 | 1 | 0 | 0 |
| Embezzlement | 0 | 0 | 0 | 0 |
| Extortion/Blackmail | 0 | 0 | 0 | 0 |
| False Pretenses | 1 | 0 | 0 | 0 |
| Credit Card/ATM Fraud | 4 | 0 | 0 | 0 |
| Impersonation | 0 | 0 | 0 | 0 |
| Welfare Fraud | 0 | 0 | 0 | 0 |
| Wire Fraud | 1 | 0 | 0 | 0 |
| Identity Theft | 0 | 0 | 0 | 0 |
| Hacking/Computer Invasion | 0 | 0 | 0 | 0 |
| Motor Vehicle Theft | 4 | 2 | 2 | 0 |
| Robbery | 0 | 0 | 0 | 0 |
| Stolen Property Offenses | 1 | 1 | 1 | 0 |
| Pocket-picking | 0 | 0 | 0 | 0 |
| Purse-snatching | 0 | 0 | 0 | 0 |
| Shoplifting | 5 | 1 | 1 | 0 |
| Theft From Building | 6 | 2 | 2 | 0 |
| Theft From Coin Machine | 0 | 0 | 0 | 0 |
| Theft From Motor Vehicle | 7 | 2 | 1 | 0 |
| Theft of Motor Vehicle Parts | 0 | 0 | 0 | 0 |
| All Other Larceny | 27 | 0 | 0 | 0 |
| Crimes Against Society | | | | |
| Animal Cruelty | 0 | 0 | 0 | 0 |
| Drug/Narcotic Violations | 8 | 7 | 12 | 0 |
| Drug Equipment Violations | 7 | 7 | 4 | 0 |
| Betting/Wagering | 0 | 0 | 0 | 0 |
| Operating/Promoting Gambling | 0 | 0 | 0 | 0 |
| Gambling Equipment Violations | 0 | 0 | 0 | 0 |
| Sports Tampering | 0 | 0 | 0 | 0 |
| Pornography/Obscene Material | 0 | 0 | 0 | 0 |
| Prostitution | 0 | 0 | 0 | 0 |
| Prostitution Assisting/Promoting | 0 | 0 | 0 | 0 |
| Purchasing Prostitution | 0 | 0 | 0 | 0 |
| Weapon Law Violations | 1 | 0 | 0 | 0 |
| Total Group A Offenses | 117 | 40 | 36 | 0 |

| Domestic Incident Victims | | |
|----------------------------------|-----------|-----------|
| Offense | Reported | Cleared |
| Murder | 0 | 0 |
| Aggravated Assault | 1 | 1 |
| Simple Assault | 14 | 10 |
| Intimidation | 0 | 0 |
| Stalking | 1 | 0 |
| Rape | 0 | 0 |
| Sodomy | 0 | 0 |
| Sexual Assault W/Object | 0 | 0 |
| Fondling | 0 | 0 |
| Incest | 0 | 0 |
| Statutory Rape | 0 | 0 |
| Kidnapping/Abduction | 0 | 0 |
| Total | 16 | 11 |

| Group B Arrests | | |
|---------------------------|-----------|----------|
| Offense | Adult | Juvenile |
| Bad Checks | 0 | 0 |
| Curfew/Loitering/Vagrancy | 0 | 0 |
| Disorderly Conduct | 4 | 0 |
| DUI | 8 | 0 |
| Family-Non Violent | 0 | 1 |
| Liquor Law Violations | 10 | 7 |
| Peeping Tom | 0 | 0 |
| Trespass | 0 | 0 |
| All Other Offenses | 10 | 0 |
| Total Group B | 32 | 8 |

Sherwood Police Department – 2016

| 2016 Population Estimate | | 253 | | Offenses | | Arrests | |
|---------------------------------------|--------|----------------------------------|----------|----------|----------|----------|----------|
| Offense Overview | | Group A Offenses | | Reported | Cleared | Adult | Juvenile |
| Offense Total | 2 | Crimes Against Persons | | | | | |
| Number Cleared | 0 | Murder | 0 | 0 | 0 | 0 | 0 |
| Percent Cleared | 0.00 % | Negligent Manslaughter | 0 | 0 | 0 | 0 | 0 |
| Group A Crimes per 100,000 population | 790.5 | Kidnapping/Abduction | 0 | 0 | 0 | 0 | 0 |
| | | Rape | 0 | 0 | 0 | 0 | 0 |
| | | Sodomy | 0 | 0 | 0 | 0 | 0 |
| | | Sexual Assault W/Object | 0 | 0 | 0 | 0 | 0 |
| | | Fondling | 0 | 0 | 0 | 0 | 0 |
| | | Incest | 0 | 0 | 0 | 0 | 0 |
| | | Statutory Rape | 0 | 0 | 0 | 0 | 0 |
| | | Aggravated Assault | 0 | 0 | 0 | 0 | 0 |
| | | Simple Assault | 0 | 0 | 0 | 0 | 0 |
| | | Intimidation | 0 | 0 | 0 | 0 | 0 |
| | | Stalking | 0 | 0 | 0 | 0 | 0 |
| | | Commercial Sex Acts | 0 | 0 | 0 | 0 | 0 |
| | | Involuntary Servitude | 0 | 0 | 0 | 0 | 0 |
| | | Crimes Against Property | | | | | |
| | | Arson | 0 | 0 | 0 | 0 | 0 |
| | | Bribery | 0 | 0 | 0 | 0 | 0 |
| | | Burglary | 1 | 0 | 0 | 0 | 0 |
| | | Counterfeiting/Forgery | 0 | 0 | 0 | 0 | 0 |
| | | Destruction/Damage/Vandalism | 0 | 0 | 0 | 0 | 0 |
| | | Embezzlement | 0 | 0 | 0 | 0 | 0 |
| | | Extortion/Blackmail | 0 | 0 | 0 | 0 | 0 |
| | | False Pretenses | 0 | 0 | 0 | 0 | 0 |
| | | Credit Card/ATM Fraud | 1 | 0 | 0 | 0 | 0 |
| | | Impersonation | 0 | 0 | 0 | 0 | 0 |
| | | Welfare Fraud | 0 | 0 | 0 | 0 | 0 |
| | | Wire Fraud | 0 | 0 | 0 | 0 | 0 |
| | | Identity Theft | 0 | 0 | 0 | 0 | 0 |
| | | Hacking/Computer Invasion | 0 | 0 | 0 | 0 | 0 |
| | | Motor Vehicle Theft | 0 | 0 | 0 | 0 | 0 |
| | | Robbery | 0 | 0 | 0 | 0 | 0 |
| | | Stolen Property Offenses | 0 | 0 | 0 | 0 | 0 |
| | | Pocket-picking | 0 | 0 | 0 | 0 | 0 |
| | | Purse-snatching | 0 | 0 | 0 | 0 | 0 |
| | | Shoplifting | 0 | 0 | 0 | 0 | 0 |
| | | Theft From Building | 0 | 0 | 0 | 0 | 0 |
| | | Theft From Coin Machine | 0 | 0 | 0 | 0 | 0 |
| | | Theft From Motor Vehicle | 0 | 0 | 0 | 0 | 0 |
| | | Theft of Motor Vehicle Parts | 0 | 0 | 0 | 0 | 0 |
| | | All Other Larceny | 0 | 0 | 0 | 0 | 0 |
| | | Crimes Against Society | | | | | |
| | | Animal Cruelty | 0 | 0 | 0 | 0 | 0 |
| | | Drug/Narcotic Violations | 0 | 0 | 0 | 0 | 0 |
| | | Drug Equipment Violations | 0 | 0 | 0 | 0 | 0 |
| | | Betting/Wagering | 0 | 0 | 0 | 0 | 0 |
| | | Operating/Promoting Gambling | 0 | 0 | 0 | 0 | 0 |
| | | Gambling Equipment Violations | 0 | 0 | 0 | 0 | 0 |
| | | Sports Tampering | 0 | 0 | 0 | 0 | 0 |
| | | Pornography/Obscene Material | 0 | 0 | 0 | 0 | 0 |
| | | Prostitution | 0 | 0 | 0 | 0 | 0 |
| | | Prostitution Assisting/Promoting | 0 | 0 | 0 | 0 | 0 |
| | | Purchasing Prostitution | 0 | 0 | 0 | 0 | 0 |
| | | Weapon Law Violations | 0 | 0 | 0 | 0 | 0 |
| | | Total Group A Offenses | 2 | 0 | 0 | 0 | 0 |

| Domestic Incident Victims | | |
|---------------------------|----------|----------|
| Offense | Reported | Cleared |
| Murder | 0 | 0 |
| Aggravated Assault | 0 | 0 |
| Simple Assault | 0 | 0 |
| Intimidation | 0 | 0 |
| Stalking | 0 | 0 |
| Rape | 0 | 0 |
| Sodomy | 0 | 0 |
| Sexual Assault W/Object | 0 | 0 |
| Fondling | 0 | 0 |
| Incest | 0 | 0 |
| Statutory Rape | 0 | 0 |
| Kidnapping/Abduction | 0 | 0 |
| Total | 0 | 0 |

| Group B Arrests | | |
|---------------------------|----------|----------|
| Offense | Adult | Juvenile |
| Bad Checks | 0 | 0 |
| Curfew/Loitering/Vagrancy | 0 | 0 |
| Disorderly Conduct | 0 | 0 |
| DUI | 0 | 0 |
| Family-Non Violent | 0 | 0 |
| Liquor Law Violations | 0 | 0 |
| Peeping Tom | 0 | 0 |
| Trespass | 0 | 0 |
| All Other Offenses | 0 | 0 |
| Total Group B | 0 | 0 |

South Heart Police Department – 2016

| | | | | | | | |
|---------------------------------------|------------|----------------------------------|----------|----------------|----------|----------|----------|
| 2016 Population Estimate | 459 | Offenses | | Arrests | | | |
| Offense Overview | | Group A Offenses | | Reported | Cleared | Adult | Juvenile |
| Offense Total | 0 | Crimes Against Persons | | | | | |
| Number Cleared | 0 | Murder | 0 | 0 | 0 | 0 | 0 |
| Percent Cleared | 0.00 % | Negligent Manslaughter | 0 | 0 | 0 | 0 | 0 |
| Group A Crimes per 100,000 population | 0.0 | Kidnapping/Abduction | 0 | 0 | 0 | 0 | 0 |
| | | Rape | 0 | 0 | 0 | 0 | 0 |
| | | Sodomy | 0 | 0 | 0 | 0 | 0 |
| | | Sexual Assault W/Object | 0 | 0 | 0 | 0 | 0 |
| | | Fondling | 0 | 0 | 0 | 0 | 0 |
| | | Incest | 0 | 0 | 0 | 0 | 0 |
| | | Statutory Rape | 0 | 0 | 0 | 0 | 0 |
| | | Aggravated Assault | 0 | 0 | 0 | 0 | 0 |
| | | Simple Assault | 0 | 0 | 0 | 0 | 0 |
| | | Intimidation | 0 | 0 | 0 | 0 | 0 |
| | | Stalking | 0 | 0 | 0 | 0 | 0 |
| | | Commercial Sex Acts | 0 | 0 | 0 | 0 | 0 |
| | | Involuntary Servitude | 0 | 0 | 0 | 0 | 0 |
| | | Crimes Against Property | | | | | |
| | | Arson | 0 | 0 | 0 | 0 | 0 |
| | | Bribery | 0 | 0 | 0 | 0 | 0 |
| | | Burglary | 0 | 0 | 0 | 0 | 0 |
| | | Counterfeiting/Forgery | 0 | 0 | 0 | 0 | 0 |
| | | Destruction/Damage/Vandalism | 0 | 0 | 0 | 0 | 0 |
| | | Embezzlement | 0 | 0 | 0 | 0 | 0 |
| | | Extortion/Blackmail | 0 | 0 | 0 | 0 | 0 |
| | | False Pretenses | 0 | 0 | 0 | 0 | 0 |
| | | Credit Card/ATM Fraud | 0 | 0 | 0 | 0 | 0 |
| | | Impersonation | 0 | 0 | 0 | 0 | 0 |
| | | Welfare Fraud | 0 | 0 | 0 | 0 | 0 |
| | | Wire Fraud | 0 | 0 | 0 | 0 | 0 |
| | | Identity Theft | 0 | 0 | 0 | 0 | 0 |
| | | Hacking/Computer Invasion | 0 | 0 | 0 | 0 | 0 |
| | | Motor Vehicle Theft | 0 | 0 | 0 | 0 | 0 |
| | | Robbery | 0 | 0 | 0 | 0 | 0 |
| | | Stolen Property Offenses | 0 | 0 | 0 | 0 | 0 |
| | | Pocket-picking | 0 | 0 | 0 | 0 | 0 |
| | | Purse-snatching | 0 | 0 | 0 | 0 | 0 |
| | | Shoplifting | 0 | 0 | 0 | 0 | 0 |
| | | Theft From Building | 0 | 0 | 0 | 0 | 0 |
| | | Theft From Coin Machine | 0 | 0 | 0 | 0 | 0 |
| | | Theft From Motor Vehicle | 0 | 0 | 0 | 0 | 0 |
| | | Theft of Motor Vehicle Parts | 0 | 0 | 0 | 0 | 0 |
| | | All Other Larceny | 0 | 0 | 0 | 0 | 0 |
| | | Crimes Against Society | | | | | |
| | | Animal Cruelty | 0 | 0 | 0 | 0 | 0 |
| | | Drug/Narcotic Violations | 0 | 0 | 0 | 0 | 0 |
| | | Drug Equipment Violations | 0 | 0 | 0 | 0 | 0 |
| | | Betting/Wagering | 0 | 0 | 0 | 0 | 0 |
| | | Operating/Promoting Gambling | 0 | 0 | 0 | 0 | 0 |
| | | Gambling Equipment Violations | 0 | 0 | 0 | 0 | 0 |
| | | Sports Tampering | 0 | 0 | 0 | 0 | 0 |
| | | Pornography/Obscene Material | 0 | 0 | 0 | 0 | 0 |
| | | Prostitution | 0 | 0 | 0 | 0 | 0 |
| | | Prostitution Assisting/Promoting | 0 | 0 | 0 | 0 | 0 |
| | | Purchasing Prostitution | 0 | 0 | 0 | 0 | 0 |
| | | Weapon Law Violations | 0 | 0 | 0 | 0 | 0 |
| | | Total Group A Offenses | 0 | 0 | 0 | 0 | 0 |

| Domestic Incident Victims | | |
|---------------------------|----------|----------|
| Offense | Reported | Cleared |
| Murder | 0 | 0 |
| Aggravated Assault | 0 | 0 |
| Simple Assault | 0 | 0 |
| Intimidation | 0 | 0 |
| Stalking | 0 | 0 |
| Rape | 0 | 0 |
| Sodomy | 0 | 0 |
| Sexual Assault W/Object | 0 | 0 |
| Fondling | 0 | 0 |
| Incest | 0 | 0 |
| Statutory Rape | 0 | 0 |
| Kidnapping/Abduction | 0 | 0 |
| Total | 0 | 0 |

| Group B Arrests | | |
|---------------------------|----------|----------|
| Offense | Adult | Juvenile |
| Bad Checks | 0 | 0 |
| Curfew/Loitering/Vagrancy | 0 | 0 |
| Disorderly Conduct | 0 | 0 |
| DUI | 0 | 0 |
| Family-Non Violent | 0 | 0 |
| Liquor Law Violations | 0 | 0 |
| Peeping Tom | 0 | 0 |
| Trespass | 0 | 0 |
| All Other Offenses | 0 | 0 |
| Total Group B | 0 | 0 |

Stanley Police Department – 2016

2016 Population Estimate **3,079**

Offense Overview

Offense Total **33**
 Number Cleared **15**
 Percent Cleared **45.45 %**
 Group A Crimes per 100,000 population **1,071.8**

Arrest Overview

Total Arrests **37**
 Adult Arrests **27**
 Juvenile Arrests **10**
 Unknown Age **0**
 Arrests per 100,000 population **1,201.7**
 Average number offenses/incident **1.22**

| | Offenses | | Arrests | |
|----------------------------------|-----------|-----------|-----------|----------|
| | Reported | Cleared | Adult | Juvenile |
| Group A Offenses | | | | |
| Crimes Against Persons | | | | |
| Murder | 0 | 0 | 0 | 0 |
| Negligent Manslaughter | 0 | 0 | 0 | 0 |
| Kidnapping/Abduction | 0 | 0 | 0 | 0 |
| Rape | 0 | 0 | 0 | 0 |
| Sodomy | 0 | 0 | 0 | 0 |
| Sexual Assault W/Object | 0 | 0 | 0 | 0 |
| Fondling | 0 | 0 | 0 | 0 |
| Incest | 0 | 0 | 0 | 0 |
| Statutory Rape | 0 | 0 | 0 | 0 |
| Aggravated Assault | 1 | 1 | 2 | 0 |
| Simple Assault | 4 | 4 | 3 | 0 |
| Intimidation | 1 | 0 | 0 | 0 |
| Stalking | 0 | 0 | 0 | 0 |
| Commercial Sex Acts | 0 | 0 | 0 | 0 |
| Involuntary Servitude | 0 | 0 | 0 | 0 |
| Crimes Against Property | | | | |
| Arson | 0 | 0 | 0 | 0 |
| Bribery | 0 | 0 | 0 | 0 |
| Burglary | 4 | 0 | 0 | 0 |
| Counterfeiting/Forgery | 0 | 0 | 0 | 0 |
| Destruction/Damage/Vandalism | 2 | 0 | 0 | 0 |
| Embezzlement | 0 | 0 | 0 | 0 |
| Extortion/Blackmail | 0 | 0 | 0 | 0 |
| False Pretenses | 0 | 0 | 0 | 0 |
| Credit Card/ATM Fraud | 0 | 0 | 0 | 0 |
| Impersonation | 2 | 1 | 0 | 0 |
| Welfare Fraud | 0 | 0 | 0 | 0 |
| Wire Fraud | 0 | 0 | 0 | 0 |
| Identity Theft | 0 | 0 | 0 | 0 |
| Hacking/Computer Invasion | 0 | 0 | 0 | 0 |
| Motor Vehicle Theft | 2 | 1 | 0 | 1 |
| Robbery | 0 | 0 | 0 | 0 |
| Stolen Property Offenses | 0 | 0 | 0 | 0 |
| Pocket-picking | 0 | 0 | 0 | 0 |
| Purse-snatching | 0 | 0 | 0 | 0 |
| Shoplifting | 0 | 0 | 0 | 0 |
| Theft From Building | 1 | 0 | 0 | 0 |
| Theft From Coin Machine | 0 | 0 | 0 | 0 |
| Theft From Motor Vehicle | 1 | 0 | 0 | 0 |
| Theft of Motor Vehicle Parts | 0 | 0 | 0 | 0 |
| All Other Larceny | 4 | 1 | 0 | 1 |
| Crimes Against Society | | | | |
| Animal Cruelty | 0 | 0 | 0 | 0 |
| Drug/Narcotic Violations | 6 | 4 | 2 | 0 |
| Drug Equipment Violations | 4 | 3 | 3 | 0 |
| Betting/Wagering | 0 | 0 | 0 | 0 |
| Operating/Promoting Gambling | 0 | 0 | 0 | 0 |
| Gambling Equipment Violations | 0 | 0 | 0 | 0 |
| Sports Tampering | 0 | 0 | 0 | 0 |
| Pornography/Obscene Material | 0 | 0 | 0 | 0 |
| Prostitution | 0 | 0 | 0 | 0 |
| Prostitution Assisting/Promoting | 0 | 0 | 0 | 0 |
| Purchasing Prostitution | 0 | 0 | 0 | 0 |
| Weapon Law Violations | 1 | 0 | 0 | 0 |
| Total Group A Offenses | 33 | 15 | 10 | 2 |

| Domestic Incident Victims | | |
|----------------------------------|----------|----------|
| Offense | Reported | Cleared |
| Murder | 0 | 0 |
| Aggravated Assault | 0 | 0 |
| Simple Assault | 3 | 3 |
| Intimidation | 0 | 0 |
| Stalking | 0 | 0 |
| Rape | 0 | 0 |
| Sodomy | 0 | 0 |
| Sexual Assault W/Object | 0 | 0 |
| Fondling | 0 | 0 |
| Incest | 0 | 0 |
| Statutory Rape | 0 | 0 |
| Kidnapping/Abduction | 0 | 0 |
| Total | 3 | 3 |

| Group B Arrests | | |
|---------------------------|-----------|----------|
| Offense | Adult | Juvenile |
| Bad Checks | 0 | 0 |
| Curfew/Loitering/Vagrancy | 0 | 0 |
| Disorderly Conduct | 6 | 0 |
| DUI | 4 | 0 |
| Family-Non Violent | 0 | 0 |
| Liquor Law Violations | 4 | 8 |
| Peeping Tom | 0 | 0 |
| Trespass | 0 | 0 |
| All Other Offenses | 3 | 0 |
| Total Group B | 17 | 8 |

Steele Police Department – 2016

2016 Population Estimate 707

Offense Overview

| | |
|---------------------------------------|---------|
| Offense Total | 33 |
| Number Cleared | 11 |
| Percent Cleared | 33.33 % |
| Group A Crimes per 100,000 population | 4,667.6 |

Arrest Overview

| | |
|----------------------------------|---------|
| Total Arrests | 13 |
| Adult Arrests | 10 |
| Juvenile Arrests | 3 |
| Unknown Age | 0 |
| Arrests per 100,000 population | 1,838.8 |
| Average number offenses/incident | 1.03 |

| | Offenses | | Arrests | |
|----------------------------------|-----------|-----------|----------|----------|
| | Reported | Cleared | Adult | Juvenile |
| Group A Offenses | | | | |
| Crimes Against Persons | | | | |
| Murder | 0 | 0 | 0 | 0 |
| Negligent Manslaughter | 0 | 0 | 0 | 0 |
| Kidnapping/Abduction | 0 | 0 | 0 | 0 |
| Rape | 0 | 0 | 0 | 0 |
| Sodomy | 0 | 0 | 0 | 0 |
| Sexual Assault W/Object | 0 | 0 | 0 | 0 |
| Fondling | 2 | 2 | 2 | 0 |
| Incest | 0 | 0 | 0 | 0 |
| Statutory Rape | 1 | 0 | 0 | 0 |
| Aggravated Assault | 0 | 0 | 0 | 0 |
| Simple Assault | 8 | 4 | 4 | 0 |
| Intimidation | 3 | 1 | 0 | 0 |
| Stalking | 0 | 0 | 0 | 0 |
| Commercial Sex Acts | 0 | 0 | 0 | 0 |
| Involuntary Servitude | 0 | 0 | 0 | 0 |
| Crimes Against Property | | | | |
| Arson | 0 | 0 | 0 | 0 |
| Bribery | 0 | 0 | 0 | 0 |
| Burglary | 2 | 0 | 0 | 0 |
| Counterfeiting/Forgery | 0 | 0 | 0 | 0 |
| Destruction/Damage/Vandalism | 7 | 2 | 1 | 0 |
| Embezzlement | 0 | 0 | 0 | 0 |
| Extortion/Blackmail | 0 | 0 | 0 | 0 |
| False Pretenses | 0 | 0 | 0 | 0 |
| Credit Card/ATM Fraud | 0 | 0 | 0 | 0 |
| Impersonation | 0 | 0 | 0 | 0 |
| Welfare Fraud | 0 | 0 | 0 | 0 |
| Wire Fraud | 0 | 0 | 0 | 0 |
| Identity Theft | 1 | 0 | 0 | 0 |
| Hacking/Computer Invasion | 0 | 0 | 0 | 0 |
| Motor Vehicle Theft | 1 | 0 | 0 | 0 |
| Robbery | 0 | 0 | 0 | 0 |
| Stolen Property Offenses | 0 | 0 | 0 | 0 |
| Pocket-picking | 0 | 0 | 0 | 0 |
| Purse-snatching | 0 | 0 | 0 | 0 |
| Shoplifting | 0 | 0 | 0 | 0 |
| Theft From Building | 1 | 1 | 1 | 0 |
| Theft From Coin Machine | 0 | 0 | 0 | 0 |
| Theft From Motor Vehicle | 3 | 0 | 0 | 0 |
| Theft of Motor Vehicle Parts | 0 | 0 | 0 | 0 |
| All Other Larceny | 1 | 0 | 0 | 0 |
| Crimes Against Society | | | | |
| Animal Cruelty | 0 | 0 | 0 | 0 |
| Drug/Narcotic Violations | 1 | 1 | 0 | 3 |
| Drug Equipment Violations | 2 | 0 | 0 | 0 |
| Betting/Wagering | 0 | 0 | 0 | 0 |
| Operating/Promoting Gambling | 0 | 0 | 0 | 0 |
| Gambling Equipment Violations | 0 | 0 | 0 | 0 |
| Sports Tampering | 0 | 0 | 0 | 0 |
| Pornography/Obscene Material | 0 | 0 | 0 | 0 |
| Prostitution | 0 | 0 | 0 | 0 |
| Prostitution Assisting/Promoting | 0 | 0 | 0 | 0 |
| Purchasing Prostitution | 0 | 0 | 0 | 0 |
| Weapon Law Violations | 0 | 0 | 0 | 0 |
| Total Group A Offenses | 33 | 11 | 8 | 3 |

| Domestic Incident Victims | | |
|---------------------------|----------|----------|
| Offense | Reported | Cleared |
| Murder | 0 | 0 |
| Aggravated Assault | 0 | 0 |
| Simple Assault | 5 | 4 |
| Intimidation | 1 | 1 |
| Stalking | 0 | 0 |
| Rape | 0 | 0 |
| Sodomy | 0 | 0 |
| Sexual Assault W/Object | 0 | 0 |
| Fondling | 0 | 0 |
| Incest | 0 | 0 |
| Statutory Rape | 0 | 0 |
| Kidnapping/Abduction | 0 | 0 |
| Total | 6 | 5 |

| Group B Arrests | | |
|---------------------------|----------|----------|
| Offense | Adult | Juvenile |
| Bad Checks | 0 | 0 |
| Curfew/Loitering/Vagrancy | 0 | 0 |
| Disorderly Conduct | 2 | 0 |
| DUI | 0 | 0 |
| Family-Non Violent | 0 | 0 |
| Liquor Law Violations | 0 | 0 |
| Peeping Tom | 0 | 0 |
| Trespass | 0 | 0 |
| All Other Offenses | 0 | 0 |
| Total Group B | 2 | 0 |

Surrey Police Department – 2016

2016 Population Estimate 1,462

Offense Overview

Offense Total 25
 Number Cleared 9
 Percent Cleared 36.00 %
 Group A Crimes per 100,000 population 1,710.0

Arrest Overview

Total Arrests 13
 Adult Arrests 13
 Juvenile Arrests 0
 Unknown Age 0
 Arrests per 100,000 population 889.2
 Average number offenses/incident 1.09

| | Offenses | | Arrests | |
|----------------------------------|-----------|----------|----------|----------|
| | Reported | Cleared | Adult | Juvenile |
| Group A Offenses | | | | |
| Crimes Against Persons | | | | |
| Murder | 0 | 0 | 0 | 0 |
| Negligent Manslaughter | 0 | 0 | 0 | 0 |
| Kidnapping/Abduction | 0 | 0 | 0 | 0 |
| Rape | 1 | 0 | 0 | 0 |
| Sodomy | 1 | 0 | 0 | 0 |
| Sexual Assault W/Object | 0 | 0 | 0 | 0 |
| Fondling | 2 | 1 | 1 | 0 |
| Incest | 0 | 0 | 0 | 0 |
| Statutory Rape | 0 | 0 | 0 | 0 |
| Aggravated Assault | 0 | 0 | 0 | 0 |
| Simple Assault | 1 | 1 | 1 | 0 |
| Intimidation | 0 | 0 | 0 | 0 |
| Stalking | 2 | 0 | 0 | 0 |
| Commercial Sex Acts | 0 | 0 | 0 | 0 |
| Involuntary Servitude | 0 | 0 | 0 | 0 |
| Crimes Against Property | | | | |
| Arson | 0 | 0 | 0 | 0 |
| Bribery | 0 | 0 | 0 | 0 |
| Burglary | 2 | 0 | 0 | 0 |
| Counterfeiting/Forgery | 0 | 0 | 0 | 0 |
| Destruction/Damage/Vandalism | 5 | 1 | 0 | 0 |
| Embezzlement | 0 | 0 | 0 | 0 |
| Extortion/Blackmail | 0 | 0 | 0 | 0 |
| False Pretenses | 0 | 0 | 0 | 0 |
| Credit Card/ATM Fraud | 1 | 0 | 0 | 0 |
| Impersonation | 0 | 0 | 0 | 0 |
| Welfare Fraud | 0 | 0 | 0 | 0 |
| Wire Fraud | 1 | 0 | 0 | 0 |
| Identity Theft | 0 | 0 | 0 | 0 |
| Hacking/Computer Invasion | 0 | 0 | 0 | 0 |
| Motor Vehicle Theft | 1 | 1 | 1 | 0 |
| Robbery | 1 | 1 | 1 | 0 |
| Stolen Property Offenses | 1 | 1 | 1 | 0 |
| Pocket-picking | 0 | 0 | 0 | 0 |
| Purse-snatching | 0 | 0 | 0 | 0 |
| Shoplifting | 0 | 0 | 0 | 0 |
| Theft From Building | 0 | 0 | 0 | 0 |
| Theft From Coin Machine | 1 | 0 | 0 | 0 |
| Theft From Motor Vehicle | 0 | 0 | 0 | 0 |
| Theft of Motor Vehicle Parts | 0 | 0 | 0 | 0 |
| All Other Larceny | 2 | 0 | 0 | 0 |
| Crimes Against Society | | | | |
| Animal Cruelty | 0 | 0 | 0 | 0 |
| Drug/Narcotic Violations | 2 | 2 | 1 | 0 |
| Drug Equipment Violations | 1 | 1 | 1 | 0 |
| Betting/Wagering | 0 | 0 | 0 | 0 |
| Operating/Promoting Gambling | 0 | 0 | 0 | 0 |
| Gambling Equipment Violations | 0 | 0 | 0 | 0 |
| Sports Tampering | 0 | 0 | 0 | 0 |
| Pornography/Obscene Material | 0 | 0 | 0 | 0 |
| Prostitution | 0 | 0 | 0 | 0 |
| Prostitution Assisting/Promoting | 0 | 0 | 0 | 0 |
| Purchasing Prostitution | 0 | 0 | 0 | 0 |
| Weapon Law Violations | 0 | 0 | 0 | 0 |
| Total Group A Offenses | 25 | 9 | 7 | 0 |

| Domestic Incident Victims | | |
|----------------------------------|----------|----------|
| Offense | Reported | Cleared |
| Murder | 0 | 0 |
| Aggravated Assault | 0 | 0 |
| Simple Assault | 1 | 1 |
| Intimidation | 0 | 0 |
| Stalking | 0 | 0 |
| Rape | 0 | 0 |
| Sodomy | 1 | 0 |
| Sexual Assault W/Object | 0 | 0 |
| Fondling | 2 | 1 |
| Incest | 0 | 0 |
| Statutory Rape | 0 | 0 |
| Kidnapping/Abduction | 0 | 0 |
| Total | 4 | 2 |

| Group B Arrests | | |
|---------------------------|----------|----------|
| Offense | Adult | Juvenile |
| Bad Checks | 0 | 0 |
| Curfew/Loitering/Vagrancy | 0 | 0 |
| Disorderly Conduct | 1 | 0 |
| DUI | 2 | 0 |
| Family-Non Violent | 0 | 0 |
| Liquor Law Violations | 2 | 0 |
| Peeping Tom | 0 | 0 |
| Trespass | 0 | 0 |
| All Other Offenses | 1 | 0 |
| Total Group B | 6 | 0 |

Thompson Police Department – 2016

2016 Population Estimate **1,009**

Offense Overview

Offense Total **14**
 Number Cleared **1**
 Percent Cleared **7.14 %**
 Group A Crimes per 100,000 population **1,387.5**

Arrest Overview

Total Arrests **1**
 Adult Arrests **1**
 Juvenile Arrests **0**
 Unknown Age **0**
 Arrests per 100,000 population **99.1**
 Average number offenses/incident **1.00**

| | Offenses | | Arrests | |
|----------------------------------|-----------|----------|----------|----------|
| | Reported | Cleared | Adult | Juvenile |
| Group A Offenses | | | | |
| Crimes Against Persons | | | | |
| Murder | 0 | 0 | 0 | 0 |
| Negligent Manslaughter | 0 | 0 | 0 | 0 |
| Kidnapping/Abduction | 0 | 0 | 0 | 0 |
| Rape | 0 | 0 | 0 | 0 |
| Sodomy | 0 | 0 | 0 | 0 |
| Sexual Assault W/Object | 0 | 0 | 0 | 0 |
| Fondling | 0 | 0 | 0 | 0 |
| Incest | 0 | 0 | 0 | 0 |
| Statutory Rape | 0 | 0 | 0 | 0 |
| Aggravated Assault | 1 | 0 | 0 | 0 |
| Simple Assault | 1 | 0 | 0 | 0 |
| Intimidation | 0 | 0 | 0 | 0 |
| Stalking | 0 | 0 | 0 | 0 |
| Commercial Sex Acts | 0 | 0 | 0 | 0 |
| Involuntary Servitude | 0 | 0 | 0 | 0 |
| Crimes Against Property | | | | |
| Arson | 0 | 0 | 0 | 0 |
| Bribery | 0 | 0 | 0 | 0 |
| Burglary | 2 | 0 | 0 | 0 |
| Counterfeiting/Forgery | 0 | 0 | 0 | 0 |
| Destruction/Damage/Vandalism | 0 | 0 | 0 | 0 |
| Embezzlement | 0 | 0 | 0 | 0 |
| Extortion/Blackmail | 0 | 0 | 0 | 0 |
| False Pretenses | 1 | 0 | 0 | 0 |
| Credit Card/ATM Fraud | 2 | 0 | 0 | 0 |
| Impersonation | 0 | 0 | 0 | 0 |
| Welfare Fraud | 0 | 0 | 0 | 0 |
| Wire Fraud | 0 | 0 | 0 | 0 |
| Identity Theft | 0 | 0 | 0 | 0 |
| Hacking/Computer Invasion | 0 | 0 | 0 | 0 |
| Motor Vehicle Theft | 0 | 0 | 0 | 0 |
| Robbery | 0 | 0 | 0 | 0 |
| Stolen Property Offenses | 0 | 0 | 0 | 0 |
| Pocket-picking | 0 | 0 | 0 | 0 |
| Purse-snatching | 0 | 0 | 0 | 0 |
| Shoplifting | 0 | 0 | 0 | 0 |
| Theft From Building | 0 | 0 | 0 | 0 |
| Theft From Coin Machine | 0 | 0 | 0 | 0 |
| Theft From Motor Vehicle | 2 | 0 | 0 | 0 |
| Theft of Motor Vehicle Parts | 0 | 0 | 0 | 0 |
| All Other Larceny | 4 | 0 | 0 | 0 |
| Crimes Against Society | | | | |
| Animal Cruelty | 0 | 0 | 0 | 0 |
| Drug/Narcotic Violations | 0 | 0 | 0 | 0 |
| Drug Equipment Violations | 1 | 1 | 1 | 0 |
| Betting/Wagering | 0 | 0 | 0 | 0 |
| Operating/Promoting Gambling | 0 | 0 | 0 | 0 |
| Gambling Equipment Violations | 0 | 0 | 0 | 0 |
| Sports Tampering | 0 | 0 | 0 | 0 |
| Pornography/Obscene Material | 0 | 0 | 0 | 0 |
| Prostitution | 0 | 0 | 0 | 0 |
| Prostitution Assisting/Promoting | 0 | 0 | 0 | 0 |
| Purchasing Prostitution | 0 | 0 | 0 | 0 |
| Weapon Law Violations | 0 | 0 | 0 | 0 |
| Total Group A Offenses | 14 | 1 | 1 | 0 |

| Domestic Incident Victims | | |
|----------------------------------|----------|----------|
| Offense | Reported | Cleared |
| Murder | 0 | 0 |
| Aggravated Assault | 0 | 0 |
| Simple Assault | 1 | 0 |
| Intimidation | 0 | 0 |
| Stalking | 0 | 0 |
| Rape | 0 | 0 |
| Sodomy | 0 | 0 |
| Sexual Assault W/Object | 0 | 0 |
| Fondling | 0 | 0 |
| Incest | 0 | 0 |
| Statutory Rape | 0 | 0 |
| Kidnapping/Abduction | 0 | 0 |
| Total | 1 | 0 |

| Group B Arrests | | |
|---------------------------|----------|----------|
| Offense | Adult | Juvenile |
| Bad Checks | 0 | 0 |
| Curfew/Loitering/Vagrancy | 0 | 0 |
| Disorderly Conduct | 0 | 0 |
| DUI | 0 | 0 |
| Family-Non Violent | 0 | 0 |
| Liquor Law Violations | 0 | 0 |
| Peeping Tom | 0 | 0 |
| Trespass | 0 | 0 |
| All Other Offenses | 0 | 0 |
| Total Group B | 0 | 0 |

Tioga Police Department – 2016

2016 Population Estimate 1,738

Offense Overview

| | |
|---------------------------------------|---------|
| Offense Total | 77 |
| Number Cleared | 28 |
| Percent Cleared | 36.36 % |
| Group A Crimes per 100,000 population | 4,430.4 |

Arrest Overview

| | |
|----------------------------------|---------|
| Total Arrests | 58 |
| Adult Arrests | 51 |
| Juvenile Arrests | 7 |
| Unknown Age | 0 |
| Arrests per 100,000 population | 3,337.2 |
| Average number offenses/incident | 1.22 |

| Domestic Incident Victims | | |
|---------------------------|----------|----------|
| Offense | Reported | Cleared |
| Murder | 0 | 0 |
| Aggravated Assault | 1 | 1 |
| Simple Assault | 5 | 2 |
| Intimidation | 0 | 0 |
| Stalking | 0 | 0 |
| Rape | 0 | 0 |
| Sodomy | 0 | 0 |
| Sexual Assault W/Object | 0 | 0 |
| Fondling | 2 | 0 |
| Incest | 0 | 0 |
| Statutory Rape | 0 | 0 |
| Kidnapping/Abduction | 0 | 0 |
| Total | 8 | 3 |

| Group B Arrests | | |
|---------------------------|-----------|----------|
| Offense | Adult | Juvenile |
| Bad Checks | 0 | 0 |
| Curfew/Loitering/Vagrancy | 0 | 0 |
| Disorderly Conduct | 5 | 1 |
| DUI | 20 | 0 |
| Family-Non Violent | 0 | 0 |
| Liquor Law Violations | 1 | 3 |
| Peeping Tom | 0 | 0 |
| Trespass | 2 | 0 |
| All Other Offenses | 1 | 1 |
| Total Group B | 29 | 5 |

| | Offenses | | Arrests | |
|----------------------------------|-----------|-----------|-----------|----------|
| | Reported | Cleared | Adult | Juvenile |
| Group A Offenses | | | | |
| Crimes Against Persons | | | | |
| Murder | 0 | 0 | 0 | 0 |
| Negligent Manslaughter | 0 | 0 | 0 | 0 |
| Kidnapping/Abduction | 0 | 0 | 0 | 0 |
| Rape | 0 | 0 | 0 | 0 |
| Sodomy | 0 | 0 | 0 | 0 |
| Sexual Assault W/Object | 0 | 0 | 0 | 0 |
| Fondling | 4 | 0 | 0 | 0 |
| Incest | 0 | 0 | 0 | 0 |
| Statutory Rape | 1 | 0 | 0 | 0 |
| Aggravated Assault | 1 | 1 | 1 | 0 |
| Simple Assault | 6 | 2 | 2 | 0 |
| Intimidation | 0 | 0 | 0 | 0 |
| Stalking | 3 | 0 | 0 | 0 |
| Commercial Sex Acts | 0 | 0 | 0 | 0 |
| Involuntary Servitude | 0 | 0 | 0 | 0 |
| Crimes Against Property | | | | |
| Arson | 0 | 0 | 0 | 0 |
| Bribery | 0 | 0 | 0 | 0 |
| Burglary | 0 | 0 | 0 | 0 |
| Counterfeiting/Forgery | 6 | 0 | 0 | 0 |
| Destruction/Damage/Vandalism | 0 | 0 | 0 | 0 |
| Embezzlement | 0 | 0 | 0 | 0 |
| Extortion/Blackmail | 0 | 0 | 0 | 0 |
| False Pretenses | 1 | 0 | 0 | 0 |
| Credit Card/ATM Fraud | 3 | 0 | 0 | 0 |
| Impersonation | 0 | 0 | 0 | 0 |
| Welfare Fraud | 0 | 0 | 0 | 0 |
| Wire Fraud | 3 | 0 | 0 | 0 |
| Identity Theft | 0 | 0 | 0 | 0 |
| Hacking/Computer Invasion | 0 | 0 | 0 | 0 |
| Motor Vehicle Theft | 2 | 0 | 0 | 0 |
| Robbery | 0 | 0 | 0 | 0 |
| Stolen Property Offenses | 0 | 0 | 0 | 0 |
| Pocket-picking | 0 | 0 | 0 | 0 |
| Purse-snatching | 0 | 0 | 0 | 0 |
| Shoplifting | 2 | 0 | 0 | 0 |
| Theft From Building | 2 | 0 | 0 | 0 |
| Theft From Coin Machine | 0 | 0 | 0 | 0 |
| Theft From Motor Vehicle | 2 | 0 | 0 | 0 |
| Theft of Motor Vehicle Parts | 0 | 0 | 0 | 0 |
| All Other Larceny | 11 | 0 | 0 | 0 |
| Crimes Against Society | | | | |
| Animal Cruelty | 0 | 0 | 0 | 0 |
| Drug/Narcotic Violations | 11 | 9 | 8 | 1 |
| Drug Equipment Violations | 14 | 12 | 9 | 1 |
| Betting/Wagering | 0 | 0 | 0 | 0 |
| Operating/Promoting Gambling | 0 | 0 | 0 | 0 |
| Gambling Equipment Violations | 0 | 0 | 0 | 0 |
| Sports Tampering | 0 | 0 | 0 | 0 |
| Pornography/Obscene Material | 0 | 0 | 0 | 0 |
| Prostitution | 0 | 0 | 0 | 0 |
| Prostitution Assisting/Promoting | 0 | 0 | 0 | 0 |
| Purchasing Prostitution | 0 | 0 | 0 | 0 |
| Weapon Law Violations | 5 | 4 | 2 | 0 |
| Total Group A Offenses | 77 | 28 | 22 | 2 |

University of North Dakota PD – 2016

| 2016 Population Estimate | | N/A | Offenses | | Arrests | |
|---------------------------------------|---------|----------------------------------|------------|------------|------------|----------|
| Offense Overview | | Group A Offenses | Reported | Cleared | Adult | Juvenile |
| Offense Total | 464 | Crimes Against Persons | | | | |
| Number Cleared | 195 | Murder | 0 | 0 | 0 | 0 |
| Percent Cleared | 42.03 % | Negligent Manslaughter | 0 | 0 | 0 | 0 |
| Group A Crimes per 100,000 population | N/A | Kidnapping/Abduction | 1 | 1 | 0 | 0 |
| | | Rape | 1 | 0 | 0 | 0 |
| | | Sodomy | 0 | 0 | 0 | 0 |
| | | Sexual Assault W/Object | 0 | 0 | 0 | 0 |
| | | Fondling | 4 | 0 | 0 | 0 |
| | | Incest | 0 | 0 | 0 | 0 |
| | | Statutory Rape | 0 | 0 | 0 | 0 |
| | | Aggravated Assault | 3 | 2 | 2 | 0 |
| | | Simple Assault | 17 | 8 | 4 | 1 |
| | | Intimidation | 1 | 0 | 0 | 0 |
| | | Stalking | 16 | 0 | 0 | 0 |
| | | Commercial Sex Acts | 0 | 0 | 0 | 0 |
| | | Involuntary Servitude | 0 | 0 | 0 | 0 |
| | | Crimes Against Property | | | | |
| Average number offenses/incident | 1.23 | Arson | 0 | 0 | 0 | 0 |
| | | Bribery | 0 | 0 | 0 | 0 |
| | | Burglary | 7 | 4 | 3 | 0 |
| | | Counterfeiting/Forgery | 1 | 0 | 0 | 0 |
| | | Destruction/Damage/Vandalism | 82 | 11 | 4 | 0 |
| | | Embezzlement | 0 | 0 | 0 | 0 |
| | | Extortion/Blackmail | 0 | 0 | 0 | 0 |
| | | False Pretenses | 2 | 0 | 0 | 0 |
| | | Credit Card/ATM Fraud | 3 | 0 | 0 | 0 |
| | | Impersonation | 0 | 0 | 0 | 0 |
| | | Welfare Fraud | 0 | 0 | 0 | 0 |
| | | Wire Fraud | 3 | 0 | 0 | 0 |
| | | Identity Theft | 0 | 0 | 0 | 0 |
| | | Hacking/Computer Invasion | 0 | 0 | 0 | 0 |
| | | Motor Vehicle Theft | 6 | 2 | 2 | 0 |
| | | Robbery | 0 | 0 | 0 | 0 |
| | | Stolen Property Offenses | 1 | 1 | 0 | 0 |
| | | Pocket-picking | 0 | 0 | 0 | 0 |
| | | Purse-snatching | 0 | 0 | 0 | 0 |
| | | Shoplifting | 0 | 0 | 0 | 0 |
| | | Theft From Building | 16 | 0 | 0 | 0 |
| | | Theft From Coin Machine | 0 | 0 | 0 | 0 |
| | | Theft From Motor Vehicle | 25 | 4 | 4 | 0 |
| | | Theft of Motor Vehicle Parts | 2 | 0 | 0 | 0 |
| | | All Other Larceny | 106 | 3 | 2 | 0 |
| | | Crimes Against Society | | | | |
| | | Animal Cruelty | 0 | 0 | 0 | 0 |
| | | Drug/Narcotic Violations | 83 | 79 | 86 | 5 |
| | | Drug Equipment Violations | 78 | 77 | 25 | 1 |
| | | Betting/Wagering | 0 | 0 | 0 | 0 |
| | | Operating/Promoting Gambling | 0 | 0 | 0 | 0 |
| | | Gambling Equipment Violations | 0 | 0 | 0 | 0 |
| | | Sports Tampering | 0 | 0 | 0 | 0 |
| | | Pornography/Obscene Material | 3 | 0 | 0 | 0 |
| | | Prostitution | 1 | 1 | 0 | 0 |
| | | Prostitution Assisting/Promoting | 1 | 1 | 0 | 0 |
| | | Purchasing Prostitution | 0 | 0 | 0 | 0 |
| | | Weapon Law Violations | 1 | 1 | 0 | 0 |
| | | Total Group A Offenses | 464 | 195 | 132 | 7 |

| Domestic Incident Victims | | |
|---------------------------|----------|----------|
| Offense | Reported | Cleared |
| Murder | 0 | 0 |
| Aggravated Assault | 2 | 2 |
| Simple Assault | 2 | 1 |
| Intimidation | 0 | 0 |
| Stalking | 1 | 0 |
| Rape | 0 | 0 |
| Sodomy | 0 | 0 |
| Sexual Assault W/Object | 0 | 0 |
| Fondling | 0 | 0 |
| Incest | 0 | 0 |
| Statutory Rape | 0 | 0 |
| Kidnapping/Abduction | 1 | 1 |
| Total | 6 | 4 |

| Group B Arrests | | |
|---------------------------|------------|----------|
| Offense | Adult | Juvenile |
| Bad Checks | 0 | 0 |
| Curfew/Loitering/Vagrancy | 0 | 0 |
| Disorderly Conduct | 8 | 0 |
| DUI | 64 | 2 |
| Family-Non Violent | 0 | 0 |
| Liquor Law Violations | 268 | 7 |
| Peeping Tom | 1 | 0 |
| Trespass | 6 | 0 |
| All Other Offenses | 25 | 0 |
| Total Group B | 372 | 9 |

Valley City Police Department – 2016

2016 Population Estimate **6,680**

Offense Overview

Offense Total **533**
 Number Cleared **214**
 Percent Cleared **40.15 %**
 Group A Crimes per 100,000 population **7,979.0**

Arrest Overview

Total Arrests **244**
 Adult Arrests **200**
 Juvenile Arrests **44**
 Unknown Age **0**
 Arrests per 100,000 population **3,652.7**
 Average number offenses/incident **1.18**

| | Offenses | | Arrests | |
|----------------------------------|------------|------------|-----------|-----------|
| | Reported | Cleared | Adult | Juvenile |
| Group A Offenses | | | | |
| Crimes Against Persons | | | | |
| Murder | 0 | 0 | 0 | 0 |
| Negligent Manslaughter | 0 | 0 | 0 | 0 |
| Kidnapping/Abduction | 2 | 2 | 0 | 0 |
| Rape | 1 | 1 | 0 | 0 |
| Sodomy | 0 | 0 | 0 | 0 |
| Sexual Assault W/Object | 0 | 0 | 0 | 0 |
| Fondling | 8 | 4 | 1 | 0 |
| Incest | 0 | 0 | 0 | 0 |
| Statutory Rape | 1 | 0 | 0 | 0 |
| Aggravated Assault | 11 | 10 | 6 | 0 |
| Simple Assault | 83 | 56 | 25 | 2 |
| Intimidation | 15 | 7 | 2 | 0 |
| Stalking | 9 | 3 | 0 | 0 |
| Commercial Sex Acts | 0 | 0 | 0 | 0 |
| Involuntary Servitude | 0 | 0 | 0 | 0 |
| Crimes Against Property | | | | |
| Arson | 3 | 0 | 0 | 0 |
| Bribery | 0 | 0 | 0 | 0 |
| Burglary | 33 | 5 | 4 | 0 |
| Counterfeiting/Forgery | 9 | 3 | 1 | 0 |
| Destruction/Damage/Vandalism | 76 | 10 | 0 | 0 |
| Embezzlement | 0 | 0 | 0 | 0 |
| Extortion/Blackmail | 1 | 0 | 0 | 0 |
| False Pretenses | 2 | 1 | 1 | 0 |
| Credit Card/ATM Fraud | 9 | 2 | 0 | 0 |
| Impersonation | 10 | 1 | 0 | 0 |
| Welfare Fraud | 0 | 0 | 0 | 0 |
| Wire Fraud | 1 | 0 | 0 | 0 |
| Identity Theft | 0 | 0 | 0 | 0 |
| Hacking/Computer Invasion | 0 | 0 | 0 | 0 |
| Motor Vehicle Theft | 19 | 6 | 1 | 0 |
| Robbery | 1 | 1 | 1 | 0 |
| Stolen Property Offenses | 6 | 4 | 1 | 2 |
| Pocket-picking | 0 | 0 | 0 | 0 |
| Purse-snatching | 0 | 0 | 0 | 0 |
| Shoplifting | 8 | 1 | 1 | 0 |
| Theft From Building | 10 | 1 | 0 | 0 |
| Theft From Coin Machine | 0 | 0 | 0 | 0 |
| Theft From Motor Vehicle | 21 | 1 | 0 | 1 |
| Theft of Motor Vehicle Parts | 0 | 0 | 0 | 0 |
| All Other Larceny | 98 | 15 | 1 | 0 |
| Crimes Against Society | | | | |
| Animal Cruelty | 0 | 0 | 0 | 0 |
| Drug/Narcotic Violations | 46 | 40 | 33 | 6 |
| Drug Equipment Violations | 43 | 36 | 12 | 0 |
| Betting/Wagering | 0 | 0 | 0 | 0 |
| Operating/Promoting Gambling | 0 | 0 | 0 | 0 |
| Gambling Equipment Violations | 0 | 0 | 0 | 0 |
| Sports Tampering | 0 | 0 | 0 | 0 |
| Pornography/Obscene Material | 2 | 0 | 0 | 0 |
| Prostitution | 0 | 0 | 0 | 0 |
| Prostitution Assisting/Promoting | 0 | 0 | 0 | 0 |
| Purchasing Prostitution | 0 | 0 | 0 | 0 |
| Weapon Law Violations | 5 | 4 | 2 | 0 |
| Total Group A Offenses | 533 | 214 | 92 | 11 |

| Domestic Incident Victims | | |
|----------------------------------|-----------|-----------|
| Offense | Reported | Cleared |
| Murder | 0 | 0 |
| Aggravated Assault | 5 | 5 |
| Simple Assault | 52 | 36 |
| Intimidation | 6 | 3 |
| Stalking | 2 | 1 |
| Rape | 1 | 1 |
| Sodomy | 0 | 0 |
| Sexual Assault W/Object | 0 | 0 |
| Fondling | 4 | 3 |
| Incest | 0 | 0 |
| Statutory Rape | 0 | 0 |
| Kidnapping/Abduction | 0 | 0 |
| Total | 70 | 49 |

| Group B Arrests | | |
|---------------------------|------------|-----------|
| Offense | Adult | Juvenile |
| Bad Checks | 0 | 0 |
| Curfew/Loitering/Vagrancy | 0 | 4 |
| Disorderly Conduct | 8 | 8 |
| DUI | 35 | 0 |
| Family-Non Violent | 0 | 9 |
| Liquor Law Violations | 51 | 11 |
| Peeping Tom | 0 | 0 |
| Trespass | 1 | 0 |
| All Other Offenses | 13 | 1 |
| Total Group B | 108 | 33 |

Wahpeton Police Department – 2016

2016 Population Estimate 7,927

Offense Overview

Offense Total 493
 Number Cleared 172
 Percent Cleared 34.89 %
 Group A Crimes per 100,000 population 6,219.3

Arrest Overview

Total Arrests 357
 Adult Arrests 310
 Juvenile Arrests 47
 Unknown Age 0
 Arrests per 100,000 population 4,503.6
 Average number offenses/incident 1.10

| | Offenses | | Arrests | |
|----------------------------------|------------|------------|------------|-----------|
| | Reported | Cleared | Adult | Juvenile |
| Group A Offenses | | | | |
| Crimes Against Persons | | | | |
| Murder | 0 | 0 | 0 | 0 |
| Negligent Manslaughter | 0 | 0 | 0 | 0 |
| Kidnapping/Abduction | 0 | 0 | 0 | 0 |
| Rape | 0 | 0 | 0 | 0 |
| Sodomy | 0 | 0 | 0 | 0 |
| Sexual Assault W/Object | 0 | 0 | 0 | 0 |
| Fondling | 19 | 2 | 0 | 1 |
| Incest | 2 | 2 | 0 | 1 |
| Statutory Rape | 2 | 2 | 1 | 0 |
| Aggravated Assault | 10 | 8 | 2 | 3 |
| Simple Assault | 53 | 37 | 24 | 6 |
| Intimidation | 9 | 5 | 1 | 2 |
| Stalking | 1 | 0 | 0 | 0 |
| Commercial Sex Acts | 0 | 0 | 0 | 0 |
| Involuntary Servitude | 0 | 0 | 0 | 0 |
| Crimes Against Property | | | | |
| Arson | 1 | 1 | 0 | 0 |
| Bribery | 0 | 0 | 0 | 0 |
| Burglary | 26 | 3 | 1 | 0 |
| Counterfeiting/Forgery | 6 | 2 | 1 | 0 |
| Destruction/Damage/Vandalism | 106 | 24 | 21 | 1 |
| Embezzlement | 0 | 0 | 0 | 0 |
| Extortion/Blackmail | 0 | 0 | 0 | 0 |
| False Pretenses | 7 | 0 | 0 | 0 |
| Credit Card/ATM Fraud | 8 | 3 | 0 | 0 |
| Impersonation | 8 | 0 | 0 | 0 |
| Welfare Fraud | 0 | 0 | 0 | 0 |
| Wire Fraud | 0 | 0 | 0 | 0 |
| Identity Theft | 1 | 0 | 0 | 0 |
| Hacking/Computer Invasion | 0 | 0 | 0 | 0 |
| Motor Vehicle Theft | 7 | 1 | 0 | 1 |
| Robbery | 0 | 0 | 0 | 0 |
| Stolen Property Offenses | 8 | 7 | 3 | 0 |
| Pocket-picking | 0 | 0 | 0 | 0 |
| Purse-snatching | 0 | 0 | 0 | 0 |
| Shoplifting | 12 | 8 | 5 | 2 |
| Theft From Building | 1 | 0 | 0 | 0 |
| Theft From Coin Machine | 0 | 0 | 0 | 0 |
| Theft From Motor Vehicle | 45 | 8 | 0 | 7 |
| Theft of Motor Vehicle Parts | 0 | 0 | 0 | 0 |
| All Other Larceny | 120 | 19 | 30 | 1 |
| Crimes Against Society | | | | |
| Animal Cruelty | 0 | 0 | 0 | 0 |
| Drug/Narcotic Violations | 20 | 19 | 11 | 3 |
| Drug Equipment Violations | 18 | 18 | 14 | 1 |
| Betting/Wagering | 0 | 0 | 0 | 0 |
| Operating/Promoting Gambling | 0 | 0 | 0 | 0 |
| Gambling Equipment Violations | 0 | 0 | 0 | 0 |
| Sports Tampering | 0 | 0 | 0 | 0 |
| Pornography/Obscene Material | 0 | 0 | 0 | 0 |
| Prostitution | 0 | 0 | 0 | 0 |
| Prostitution Assisting/Promoting | 0 | 0 | 0 | 0 |
| Purchasing Prostitution | 0 | 0 | 0 | 0 |
| Weapon Law Violations | 3 | 3 | 2 | 0 |
| Total Group A Offenses | 493 | 172 | 116 | 29 |

| Domestic Incident Victims | | |
|----------------------------------|----------|----------|
| Offense | Reported | Cleared |
| Murder | 0 | 0 |
| Aggravated Assault | 0 | 0 |
| Simple Assault | 0 | 0 |
| Intimidation | 0 | 0 |
| Stalking | 0 | 0 |
| Rape | 0 | 0 |
| Sodomy | 0 | 0 |
| Sexual Assault W/Object | 0 | 0 |
| Fondling | 0 | 0 |
| Incest | 2 | 2 |
| Statutory Rape | 0 | 0 |
| Kidnapping/Abduction | 0 | 0 |
| Total | 2 | 2 |

| Group B Arrests | | |
|---------------------------|------------|-----------|
| Offense | Adult | Juvenile |
| Bad Checks | 0 | 0 |
| Curfew/Loitering/Vagrancy | 0 | 1 |
| Disorderly Conduct | 14 | 10 |
| DUI | 24 | 0 |
| Family-Non Violent | 0 | 2 |
| Liquor Law Violations | 56 | 2 |
| Peeping Tom | 0 | 0 |
| Trespass | 10 | 0 |
| All Other Offenses | 90 | 3 |
| Total Group B | 194 | 18 |

Watford City Police Department – 2016

| 2016 Population Estimate | | 8,819 | | Offenses | | Arrests | |
|---------------------------------------|---------|----------------------------------|------------|------------|------------|-----------|----------|
| Offense Overview | | Group A Offenses | | Reported | Cleared | Adult | Juvenile |
| Offense Total | 464 | Crimes Against Persons | | | | | |
| Number Cleared | 238 | Murder | 0 | 0 | 0 | 0 | |
| Percent Cleared | 51.29 % | Negligent Manslaughter | 0 | 0 | 0 | 0 | |
| Group A Crimes per 100,000 population | 5,261.4 | Kidnapping/Abduction | 1 | 1 | 1 | 0 | |
| | | Rape | 2 | 1 | 1 | 0 | |
| | | Sodomy | 1 | 1 | 0 | 0 | |
| | | Sexual Assault W/Object | 0 | 0 | 0 | 0 | |
| | | Fondling | 3 | 2 | 2 | 0 | |
| | | Incest | 0 | 0 | 0 | 0 | |
| | | Statutory Rape | 0 | 0 | 0 | 0 | |
| | | Aggravated Assault | 16 | 11 | 9 | 0 | |
| | | Simple Assault | 69 | 47 | 43 | 0 | |
| | | Intimidation | 22 | 9 | 6 | 0 | |
| | | Stalking | 14 | 2 | 1 | 0 | |
| | | Commercial Sex Acts | 0 | 0 | 0 | 0 | |
| | | Involuntary Servitude | 0 | 0 | 0 | 0 | |
| | | Crimes Against Property | | | | | |
| | | Arson | 0 | 0 | 0 | 0 | |
| | | Bribery | 0 | 0 | 0 | 0 | |
| | | Burglary | 21 | 3 | 2 | 0 | |
| | | Counterfeiting/Forgery | 10 | 2 | 2 | 0 | |
| | | Destruction/Damage/Vandalism | 45 | 14 | 5 | 0 | |
| | | Embezzlement | 0 | 0 | 0 | 0 | |
| | | Extortion/Blackmail | 0 | 0 | 0 | 0 | |
| | | False Pretenses | 7 | 0 | 0 | 0 | |
| | | Credit Card/ATM Fraud | 3 | 0 | 0 | 0 | |
| | | Impersonation | 5 | 2 | 2 | 0 | |
| | | Welfare Fraud | 0 | 0 | 0 | 0 | |
| | | Wire Fraud | 0 | 0 | 0 | 0 | |
| | | Identity Theft | 0 | 0 | 0 | 0 | |
| | | Hacking/Computer Invasion | 0 | 0 | 0 | 0 | |
| | | Motor Vehicle Theft | 9 | 1 | 1 | 0 | |
| | | Robbery | 1 | 0 | 0 | 0 | |
| | | Stolen Property Offenses | 2 | 1 | 0 | 0 | |
| | | Pocket-picking | 0 | 0 | 0 | 0 | |
| | | Purse-snatching | 0 | 0 | 0 | 0 | |
| | | Shoplifting | 5 | 1 | 1 | 0 | |
| | | Theft From Building | 6 | 1 | 0 | 1 | |
| | | Theft From Coin Machine | 0 | 0 | 0 | 0 | |
| | | Theft From Motor Vehicle | 9 | 0 | 0 | 0 | |
| | | Theft of Motor Vehicle Parts | 5 | 0 | 0 | 0 | |
| | | All Other Larceny | 68 | 10 | 4 | 6 | |
| | | Crimes Against Society | | | | | |
| | | Animal Cruelty | 0 | 0 | 0 | 0 | |
| | | Drug/Narcotic Violations | 65 | 61 | 61 | 5 | |
| | | Drug Equipment Violations | 62 | 58 | 31 | 1 | |
| | | Betting/Wagering | 0 | 0 | 0 | 0 | |
| | | Operating/Promoting Gambling | 0 | 0 | 0 | 0 | |
| | | Gambling Equipment Violations | 0 | 0 | 0 | 0 | |
| | | Sports Tampering | 0 | 0 | 0 | 0 | |
| | | Pornography/Obscene Material | 3 | 3 | 0 | 0 | |
| | | Prostitution | 1 | 1 | 0 | 0 | |
| | | Prostitution Assisting/Promoting | 0 | 0 | 0 | 0 | |
| | | Purchasing Prostitution | 0 | 0 | 0 | 0 | |
| | | Weapon Law Violations | 9 | 6 | 3 | 0 | |
| | | Total Group A Offenses | 464 | 238 | 175 | 13 | |

| Arrest Overview | | Group B Arrests | |
|----------------------------------|----------|-----------------|----------|
| Offense | Reported | Adult | Juvenile |
| Total Arrests | 388 | 1 | 0 |
| Adult Arrests | 371 | 0 | 0 |
| Juvenile Arrests | 17 | 21 | 1 |
| Unknown Age | 0 | 126 | 0 |
| Arrests per 100,000 population | 4,399.6 | 0 | 3 |
| Average number offenses/incident | 1.29 | 21 | 0 |
| | | 0 | 0 |
| | | 5 | 0 |
| | | 22 | 0 |
| | | 196 | 4 |

| Domestic Incident Victims | | Reported | Cleared |
|---------------------------|-----------|-----------|---------|
| Murder | 0 | 0 | |
| Aggravated Assault | 9 | 8 | |
| Simple Assault | 44 | 36 | |
| Intimidation | 6 | 3 | |
| Stalking | 7 | 2 | |
| Rape | 2 | 1 | |
| Sodomy | 0 | 0 | |
| Sexual Assault W/Object | 0 | 0 | |
| Fondling | 0 | 0 | |
| Incest | 0 | 0 | |
| Statutory Rape | 0 | 0 | |
| Kidnapping/Abduction | 1 | 1 | |
| Total | 69 | 51 | |

West Fargo Police Department – 2016

2016 Population Estimate **35,389**

Offense Overview

Offense Total **1,683**
 Number Cleared **839**
 Percent Cleared **49.85 %**
 Group A Crimes per 100,000 population **4,755.7**

Arrest Overview

Total Arrests **1,138**
 Adult Arrests **966**
 Juvenile Arrests **172**
 Unknown Age **0**
 Arrests per 100,000 population **3,215.7**
 Average number offenses/incident **1.26**

| Domestic Incident Victims | | |
|---------------------------|------------|------------|
| Offense | Reported | Cleared |
| Murder | 1 | 0 |
| Aggravated Assault | 18 | 14 |
| Simple Assault | 151 | 108 |
| Intimidation | 23 | 12 |
| Stalking | 1 | 0 |
| Rape | 5 | 3 |
| Sodomy | 2 | 0 |
| Sexual Assault W/Object | 0 | 0 |
| Fondling | 1 | 0 |
| Incest | 0 | 0 |
| Statutory Rape | 1 | 0 |
| Kidnapping/Abduction | 2 | 1 |
| Total | 205 | 138 |

| Group B Arrests | | |
|---------------------------|------------|-----------|
| Offense | Adult | Juvenile |
| Bad Checks | 0 | 0 |
| Curfew/Loitering/Vagrancy | 0 | 4 |
| Disorderly Conduct | 17 | 27 |
| DUI | 183 | 2 |
| Family-Non Violent | 4 | 0 |
| Liquor Law Violations | 70 | 17 |
| Peeping Tom | 0 | 0 |
| Trespass | 15 | 0 |
| All Other Offenses | 131 | 10 |
| Total Group B | 420 | 60 |

| | Offenses | | Arrests | |
|----------------------------------|--------------|------------|------------|------------|
| | Reported | Cleared | Adult | Juvenile |
| Group A Offenses | | | | |
| Crimes Against Persons | | | | |
| Murder | 1 | 0 | 0 | 0 |
| Negligent Manslaughter | 0 | 0 | 0 | 0 |
| Kidnapping/Abduction | 2 | 1 | 0 | 0 |
| Rape | 18 | 4 | 2 | 1 |
| Sodomy | 5 | 0 | 0 | 0 |
| Sexual Assault W/Object | 0 | 0 | 0 | 0 |
| Fondling | 8 | 1 | 1 | 0 |
| Incest | 0 | 0 | 0 | 0 |
| Statutory Rape | 2 | 0 | 0 | 0 |
| Aggravated Assault | 36 | 25 | 19 | 2 |
| Simple Assault | 228 | 156 | 96 | 31 |
| Intimidation | 68 | 33 | 18 | 4 |
| Stalking | 6 | 4 | 4 | 0 |
| Commercial Sex Acts | 0 | 0 | 0 | 0 |
| Involuntary Servitude | 0 | 0 | 0 | 0 |
| Crimes Against Property | | | | |
| Arson | 6 | 2 | 1 | 2 |
| Bribery | 0 | 0 | 0 | 0 |
| Burglary | 139 | 18 | 19 | 0 |
| Counterfeiting/Forgery | 27 | 6 | 6 | 0 |
| Destruction/Damage/Vandalism | 138 | 21 | 6 | 9 |
| Embezzlement | 9 | 5 | 2 | 2 |
| Extortion/Blackmail | 1 | 0 | 0 | 0 |
| False Pretenses | 34 | 5 | 5 | 0 |
| Credit Card/ATM Fraud | 15 | 0 | 1 | 0 |
| Impersonation | 24 | 5 | 3 | 1 |
| Welfare Fraud | 0 | 0 | 0 | 0 |
| Wire Fraud | 14 | 0 | 0 | 0 |
| Identity Theft | 13 | 1 | 1 | 0 |
| Hacking/Computer Invasion | 0 | 0 | 0 | 0 |
| Motor Vehicle Theft | 50 | 10 | 7 | 1 |
| Robbery | 6 | 3 | 2 | 0 |
| Stolen Property Offenses | 15 | 8 | 3 | 1 |
| Pocket-picking | 0 | 0 | 0 | 0 |
| Purse-snatching | 0 | 0 | 0 | 0 |
| Shoplifting | 54 | 15 | 13 | 4 |
| Theft From Building | 3 | 0 | 0 | 0 |
| Theft From Coin Machine | 0 | 0 | 0 | 0 |
| Theft From Motor Vehicle | 43 | 2 | 2 | 0 |
| Theft of Motor Vehicle Parts | 3 | 0 | 0 | 0 |
| All Other Larceny | 210 | 35 | 24 | 7 |
| Crimes Against Society | | | | |
| Animal Cruelty | 0 | 0 | 1 | 0 |
| Drug/Narcotic Violations | 237 | 222 | 182 | 36 |
| Drug Equipment Violations | 231 | 227 | 113 | 9 |
| Betting/Wagering | 0 | 0 | 0 | 0 |
| Operating/Promoting Gambling | 0 | 0 | 0 | 0 |
| Gambling Equipment Violations | 0 | 0 | 0 | 0 |
| Sports Tampering | 0 | 0 | 0 | 0 |
| Pornography/Obscene Material | 6 | 2 | 1 | 2 |
| Prostitution | 0 | 0 | 0 | 0 |
| Prostitution Assisting/Promoting | 0 | 0 | 0 | 0 |
| Purchasing Prostitution | 0 | 0 | 0 | 0 |
| Weapon Law Violations | 31 | 28 | 14 | 0 |
| Total Group A Offenses | 1,683 | 839 | 546 | 112 |

Williston Police Department – 2016

2016 Population Estimate **29,929**

Offense Overview

Offense Total 2,050
 Number Cleared 1,121
 Percent Cleared 54.68 %
 Group A Crimes per 100,000 population 6,849.5

Arrest Overview

Total Arrests 2,315
 Adult Arrests 2,101
 Juvenile Arrests 214
 Unknown Age 0
 Arrests per 100,000 population 7,735.0
 Average number offenses/incident 1.20

| Domestic Incident Victims | | |
|---------------------------|------------|------------|
| Offense | Reported | Cleared |
| Murder | 0 | 0 |
| Aggravated Assault | 24 | 22 |
| Simple Assault | 133 | 113 |
| Intimidation | 7 | 6 |
| Stalking | 0 | 0 |
| Rape | 3 | 2 |
| Sodomy | 1 | 1 |
| Sexual Assault W/Object | 0 | 0 |
| Fondling | 1 | 0 |
| Incest | 2 | 0 |
| Statutory Rape | 0 | 0 |
| Kidnapping/Abduction | 5 | 4 |
| Total | 176 | 148 |

| Group B Arrests | | |
|---------------------------|--------------|------------|
| Offense | Adult | Juvenile |
| Bad Checks | 0 | 0 |
| Curfew/Loitering/Vagrancy | 0 | 20 |
| Disorderly Conduct | 65 | 95 |
| DUI | 302 | 1 |
| Family-Non Violent | 0 | 0 |
| Liquor Law Violations | 59 | 10 |
| Peeping Tom | 1 | 0 |
| Trespass | 9 | 6 |
| All Other Offenses | 931 | 9 |
| Total Group B | 1,367 | 141 |

| | Offenses | | Arrests | |
|----------------------------------|--------------|--------------|------------|-----------|
| | Reported | Cleared | Adult | Juvenile |
| Group A Offenses | | | | |
| Crimes Against Persons | | | | |
| Murder | 2 | 2 | 1 | 0 |
| Negligent Manslaughter | 0 | 0 | 0 | 0 |
| Kidnapping/Abduction | 7 | 6 | 4 | 0 |
| Rape | 13 | 5 | 0 | 0 |
| Sodomy | 4 | 2 | 1 | 0 |
| Sexual Assault W/Object | 1 | 0 | 0 | 0 |
| Fondling | 38 | 13 | 1 | 2 |
| Incest | 2 | 0 | 0 | 0 |
| Statutory Rape | 7 | 1 | 0 | 0 |
| Aggravated Assault | 49 | 38 | 24 | 2 |
| Simple Assault | 213 | 160 | 127 | 11 |
| Intimidation | 43 | 27 | 11 | 1 |
| Stalking | 1 | 0 | 0 | 0 |
| Commercial Sex Acts | 0 | 0 | 0 | 0 |
| Involuntary Servitude | 0 | 0 | 0 | 0 |
| Crimes Against Property | | | | |
| Arson | 3 | 2 | 1 | 0 |
| Bribery | 0 | 0 | 0 | 0 |
| Burglary | 92 | 19 | 14 | 0 |
| Counterfeiting/Forgery | 38 | 12 | 6 | 0 |
| Destruction/Damage/Vandalism | 239 | 76 | 32 | 7 |
| Embezzlement | 8 | 3 | 0 | 0 |
| Extortion/Blackmail | 0 | 0 | 0 | 0 |
| False Pretenses | 44 | 12 | 6 | 0 |
| Credit Card/ATM Fraud | 16 | 4 | 1 | 0 |
| Impersonation | 52 | 8 | 3 | 0 |
| Welfare Fraud | 0 | 0 | 0 | 0 |
| Wire Fraud | 2 | 0 | 0 | 0 |
| Identity Theft | 0 | 0 | 0 | 0 |
| Hacking/Computer Invasion | 1 | 0 | 0 | 0 |
| Motor Vehicle Theft | 86 | 26 | 10 | 8 |
| Robbery | 6 | 4 | 5 | 0 |
| Stolen Property Offenses | 36 | 25 | 20 | 2 |
| Pocket-picking | 1 | 0 | 0 | 0 |
| Purse-snatching | 0 | 0 | 0 | 0 |
| Shoplifting | 119 | 97 | 101 | 4 |
| Theft From Building | 22 | 7 | 1 | 0 |
| Theft From Coin Machine | 0 | 0 | 0 | 0 |
| Theft From Motor Vehicle | 72 | 11 | 8 | 2 |
| Theft of Motor Vehicle Parts | 16 | 2 | 1 | 0 |
| All Other Larceny | 311 | 73 | 42 | 5 |
| Crimes Against Society | | | | |
| Animal Cruelty | 2 | 2 | 2 | 0 |
| Drug/Narcotic Violations | 241 | 235 | 212 | 21 |
| Drug Equipment Violations | 223 | 218 | 81 | 8 |
| Betting/Wagering | 0 | 0 | 0 | 0 |
| Operating/Promoting Gambling | 1 | 0 | 0 | 0 |
| Gambling Equipment Violations | 0 | 0 | 0 | 0 |
| Sports Tampering | 0 | 0 | 0 | 0 |
| Pornography/Obscene Material | 4 | 2 | 2 | 0 |
| Prostitution | 2 | 0 | 0 | 0 |
| Prostitution Assisting/Promoting | 1 | 0 | 0 | 0 |
| Purchasing Prostitution | 0 | 0 | 0 | 0 |
| Weapon Law Violations | 32 | 29 | 17 | 0 |
| Total Group A Offenses | 2,050 | 1,121 | 734 | 73 |

Wishek Police Department – 2016

| 2016 Population Estimate | | 986 | | Offenses | | Arrests | |
|---------------------------------------|---------|----------------------------------|-----------|----------|----------|----------|----------|
| Offense Overview | | Group A Offenses | | Reported | Cleared | Adult | Juvenile |
| Offense Total | 10 | Crimes Against Persons | | | | | |
| Number Cleared | 8 | Murder | 0 | 0 | 0 | 0 | |
| Percent Cleared | 80.00 % | Negligent Manslaughter | 0 | 0 | 0 | 0 | |
| Group A Crimes per 100,000 population | 1,014.2 | Kidnapping/Abduction | 0 | 0 | 0 | 0 | |
| | | Rape | 0 | 0 | 0 | 0 | |
| | | Sodomy | 0 | 0 | 0 | 0 | |
| | | Sexual Assault W/Object | 0 | 0 | 0 | 0 | |
| | | Fondling | 1 | 1 | 0 | 0 | |
| | | Incest | 0 | 0 | 0 | 0 | |
| | | Statutory Rape | 0 | 0 | 0 | 0 | |
| | | Aggravated Assault | 0 | 0 | 0 | 0 | |
| | | Simple Assault | 4 | 4 | 4 | 0 | |
| | | Intimidation | 0 | 0 | 0 | 0 | |
| | | Stalking | 0 | 0 | 0 | 0 | |
| | | Commercial Sex Acts | 0 | 0 | 0 | 0 | |
| | | Involuntary Servitude | 0 | 0 | 0 | 0 | |
| | | Crimes Against Property | | | | | |
| | | Arson | 0 | 0 | 0 | 0 | |
| | | Bribery | 0 | 0 | 0 | 0 | |
| | | Burglary | 0 | 0 | 0 | 0 | |
| | | Counterfeiting/Forgery | 0 | 0 | 0 | 0 | |
| | | Destruction/Damage/Vandalism | 1 | 0 | 0 | 0 | |
| | | Embezzlement | 0 | 0 | 0 | 0 | |
| | | Extortion/Blackmail | 0 | 0 | 0 | 0 | |
| | | False Pretenses | 0 | 0 | 0 | 0 | |
| | | Credit Card/ATM Fraud | 0 | 0 | 0 | 0 | |
| | | Impersonation | 0 | 0 | 0 | 0 | |
| | | Welfare Fraud | 0 | 0 | 0 | 0 | |
| | | Wire Fraud | 0 | 0 | 0 | 0 | |
| | | Identity Theft | 0 | 0 | 0 | 0 | |
| | | Hacking/Computer Invasion | 0 | 0 | 0 | 0 | |
| | | Motor Vehicle Theft | 0 | 0 | 0 | 0 | |
| | | Robbery | 0 | 0 | 0 | 0 | |
| | | Stolen Property Offenses | 0 | 0 | 0 | 0 | |
| | | Pocket-picking | 0 | 0 | 0 | 0 | |
| | | Purse-snatching | 0 | 0 | 0 | 0 | |
| | | Shoplifting | 0 | 0 | 0 | 0 | |
| | | Theft From Building | 0 | 0 | 0 | 0 | |
| | | Theft From Coin Machine | 0 | 0 | 0 | 0 | |
| | | Theft From Motor Vehicle | 0 | 0 | 0 | 0 | |
| | | Theft of Motor Vehicle Parts | 0 | 0 | 0 | 0 | |
| | | All Other Larceny | 4 | 3 | 2 | 0 | |
| | | Crimes Against Society | | | | | |
| | | Animal Cruelty | 0 | 0 | 0 | 0 | |
| | | Drug/Narcotic Violations | 0 | 0 | 0 | 0 | |
| | | Drug Equipment Violations | 0 | 0 | 0 | 0 | |
| | | Betting/Wagering | 0 | 0 | 0 | 0 | |
| | | Operating/Promoting Gambling | 0 | 0 | 0 | 0 | |
| | | Gambling Equipment Violations | 0 | 0 | 0 | 0 | |
| | | Sports Tampering | 0 | 0 | 0 | 0 | |
| | | Pornography/Obscene Material | 0 | 0 | 0 | 0 | |
| | | Prostitution | 0 | 0 | 0 | 0 | |
| | | Prostitution Assisting/Promoting | 0 | 0 | 0 | 0 | |
| | | Purchasing Prostitution | 0 | 0 | 0 | 0 | |
| | | Weapon Law Violations | 0 | 0 | 0 | 0 | |
| | | Total Group A Offenses | 10 | 8 | 6 | 0 | |

| Domestic Incident Victims | | Reported | Cleared |
|---------------------------|----------|----------|---------|
| Murder | 0 | 0 | |
| Aggravated Assault | 0 | 0 | |
| Simple Assault | 3 | 3 | |
| Intimidation | 0 | 0 | |
| Stalking | 0 | 0 | |
| Rape | 0 | 0 | |
| Sodomy | 0 | 0 | |
| Sexual Assault W/Object | 0 | 0 | |
| Fondling | 0 | 0 | |
| Incest | 0 | 0 | |
| Statutory Rape | 0 | 0 | |
| Kidnapping/Abduction | 0 | 0 | |
| Total | 3 | 3 | |

| Group B Arrests | | |
|---------------------------|----------|----------|
| Offense | Adult | Juvenile |
| Bad Checks | 0 | 0 |
| Curfew/Loitering/Vagrancy | 0 | 0 |
| Disorderly Conduct | 0 | 0 |
| DUI | 0 | 0 |
| Family-Non Violent | 0 | 0 |
| Liquor Law Violations | 0 | 0 |
| Peeping Tom | 0 | 0 |
| Trespass | 2 | 0 |
| All Other Offenses | 0 | 0 |
| Total Group B | 2 | 0 |

ND State Highway Patrol – 2016

| 2016 Population Estimate | N/A | Offenses | | Arrests | |
|---------------------------------------|------------------|----------------------------------|--------------|------------|------------|
| Offense Overview | Group A Offenses | Reported | Cleared | Adult | Juvenile |
| Offense Total | 1,130 | Crimes Against Persons | | | |
| Number Cleared | 954 | Murder | 0 | 0 | 0 |
| Percent Cleared | 84.42 % | Negligent Manslaughter | 4 | 4 | 1 |
| Group A Crimes per 100,000 population | N/A | Kidnapping/Abduction | 0 | 0 | 0 |
| | | Rape | 0 | 0 | 0 |
| | | Sodomy | 1 | 0 | 0 |
| | | Sexual Assault W/Object | 0 | 0 | 0 |
| | | Fondling | 0 | 0 | 0 |
| | | Incest | 0 | 0 | 0 |
| | | Statutory Rape | 0 | 0 | 0 |
| | | Aggravated Assault | 0 | 0 | 0 |
| | | Simple Assault | 24 | 21 | 10 |
| | | Intimidation | 6 | 3 | 3 |
| | | Stalking | 0 | 0 | 0 |
| | | Commercial Sex Acts | 0 | 0 | 0 |
| | | Involuntary Servitude | 0 | 0 | 0 |
| | | Crimes Against Property | | | |
| | | Arson | 1 | 1 | 3 |
| | | Bribery | 0 | 0 | 0 |
| | | Burglary | 0 | 0 | 0 |
| | | Counterfeiting/Forgery | 1 | 1 | 1 |
| | | Destruction/Damage/Vandalism | 6 | 2 | 1 |
| | | Embezzlement | 0 | 0 | 0 |
| | | Extortion/Blackmail | 0 | 0 | 0 |
| | | False Pretenses | 15 | 11 | 8 |
| | | Credit Card/ATM Fraud | 0 | 0 | 0 |
| | | Impersonation | 1 | 0 | 0 |
| | | Welfare Fraud | 0 | 0 | 0 |
| | | Wire Fraud | 0 | 0 | 0 |
| | | Identity Theft | 0 | 0 | 0 |
| | | Hacking/Computer Invasion | 0 | 0 | 0 |
| | | Motor Vehicle Theft | 8 | 8 | 4 |
| | | Robbery | 0 | 0 | 0 |
| | | Stolen Property Offenses | 15 | 13 | 8 |
| | | Pocket-picking | 0 | 0 | 0 |
| | | Purse-snatching | 0 | 0 | 0 |
| | | Shoplifting | 0 | 0 | 0 |
| | | Theft From Building | 0 | 0 | 0 |
| | | Theft From Coin Machine | 0 | 0 | 0 |
| | | Theft From Motor Vehicle | 0 | 0 | 0 |
| | | Theft of Motor Vehicle Parts | 1 | 0 | 0 |
| | | All Other Larceny | 0 | 0 | 0 |
| | | Crimes Against Society | | | |
| | | Animal Cruelty | 0 | 0 | 0 |
| | | Drug/Narcotic Violations | 478 | 408 | 417 |
| | | Drug Equipment Violations | 498 | 423 | 137 |
| | | Betting/Wagering | 0 | 0 | 0 |
| | | Operating/Promoting Gambling | 0 | 0 | 0 |
| | | Gambling Equipment Violations | 0 | 0 | 0 |
| | | Sports Tampering | 0 | 0 | 0 |
| | | Pornography/Obscene Material | 0 | 0 | 0 |
| | | Prostitution | 0 | 0 | 0 |
| | | Prostitution Assisting/Promoting | 0 | 0 | 0 |
| | | Purchasing Prostitution | 0 | 0 | 0 |
| | | Weapon Law Violations | 71 | 59 | 35 |
| | | Total Group A Offenses | 1,130 | 954 | 628 |
| | | | | | 36 |

| Domestic Incident Victims | | |
|---------------------------|-----------|----------|
| Offense | Reported | Cleared |
| Murder | 0 | 0 |
| Aggravated Assault | 0 | 0 |
| Simple Assault | 9 | 7 |
| Intimidation | 0 | 0 |
| Stalking | 0 | 0 |
| Rape | 0 | 0 |
| Sodomy | 1 | 0 |
| Sexual Assault W/Object | 0 | 0 |
| Fondling | 0 | 0 |
| Incest | 0 | 0 |
| Statutory Rape | 0 | 0 |
| Kidnapping/Abduction | 0 | 0 |
| Total | 10 | 7 |

| Group B Arrests | | |
|---------------------------|--------------|-----------|
| Offense | Adult | Juvenile |
| Bad Checks | 0 | 0 |
| Curfew/Loitering/Vagrancy | 0 | 0 |
| Disorderly Conduct | 25 | 1 |
| DUI | 1,107 | 7 |
| Family-Non Violent | 0 | 0 |
| Liquor Law Violations | 147 | 39 |
| Peeping Tom | 0 | 0 |
| Trespass | 27 | 0 |
| All Other Offenses | 135 | 31 |
| Total Group B | 1,441 | 78 |

NIBRS OFFENSE DEFINITIONS

NATIONAL INCIDENT-BASED CRIME REPORTING OFFENSE DEFINITIONS

Offenses in National Incident-Base Reporting System are divided into two groups designated as Group A and Group B crimes. Information on the number of Group A offenses known to law enforcement, the number cleared by arrest or exceptional means, and the number of persons arrested is reported monthly. Arrest data are reported for Group A and Group B offenses.

NOTE: The classifications of these offenses for NIBRS reporting purposes as of 2015 are based on law enforcement investigation as opposed to determination by a court, medical examiner, jury, or other judicial hearing.

GROUP 'A' OFFENSES:

ANIMAL CRUELTY

Offense Code **720** (Crimes Against Society)

Intentionally, knowingly, or recklessly taking an action that mistreats or kills any animal without just cause, such as torturing, tormenting, mutilation, maiming, poisoning, or abandonment. Included are instances of duty to provide care, e.g., shelter, food, water, care if sick or injured; transporting or confining an animal in a manner likely to cause injury or death; causing an animal to fight with another; inflicting excessive or repeated unnecessary pain or suffering, e.g., uses objects to beat or injure an animal. This definition does not include proper maintenance of animals for show or sport; use of animals for food, lawful hunting, fishing or trapping.

ARSON

Offense Code **200** (Crimes Against Property)

To unlawfully and intentionally damage, or attempt to damage, any real or personal property by fire or incendiary device.

ASSAULT – AGGRAVATED

Offense Code **13A** (Crimes Against Persons)

An unlawful attack by one person upon another wherein the offender uses or displays a weapon in a threatening manner, or the victim suffers obvious severe or aggravated bodily injury involving apparent broken bones, loss of teeth, possible internal injury, severe laceration, or loss of consciousness.

ASSAULT – SIMPLE

Offense Code **13B** (Crimes Against Persons)

An unlawful physical attack by one person upon another where neither the offender displays a weapon, nor the victim suffers obvious severe or aggravated bodily injury involving apparent broken bones, loss of teeth, possible internal injury, severe laceration, or loss of consciousness.

ASSAULT – INTIMIDATION

Offense Code **13C** (Crimes Against Persons)

To unlawfully place another person in reasonable fear of bodily harm through the use of threatening words and/or other conduct, but without displaying a weapon or subjecting the victim to actual physical attack.

ASSAULT – STALKING

Offense Code **13D** (Crimes Against Persons)

To engage in an intentional pattern of conduct consisting of two or more acts directed at a specific person which frightens, intimidates, or harasses that person, and which serves no legitimate purpose. The course of conduct must be such as would cause a reasonable person to experience fear, intimidation, or harassment.

NOTE: By definition there are no “attempted” assaults, only completed assaults.

BRIBERY (Except Sports Bribery)

Offense Code **510** (Crimes Against Property)

The offering, giving, receiving or soliciting of anything of value (i.e., a bribe, gratuity, or kickback) to sway the judgment or action of a person in a position of trust or influence.

BURGLARY/BREAKING AND ENTERING

Offense Code **220** (Crimes Against Property)

The unlawful entry into a building or other structure with the intent to commit a felony or a theft.

When a hotel, motel, inn or other temporary lodging, or a rental storage facility is burglarized, the number of premises (e.g., rooms, suites, units, storage compartments, etc.) entered must be reported.

Incidental damage resulting from a burglary may be reported under the offense category “Destruction/Damage/Vandalism” if the damage is “substantial”.

COUNTERFEITING/FORGERY

Offense Code **250** (Crimes Against Property)

The altering, copying, or imitation of something, without authority or right, with the intent to deceive or defraud by passing the copy or thing altered or imitated as that which is original or genuine; or the selling, buying, or possession of an altered, copied, or imitated thing with the intent to deceive or defraud.

DESTRUCTION/DAMAGE/VANDALISM OF PROPERTY

Offense Code **290** (Crimes Against Property)

To willfully or maliciously destroy, damage, deface, or otherwise injure real or personal property without the consent of the owner or the person having custody or control of it.

Damage that is incidental to the commission of another offense may be reported separately if the damage is “substantial”, except the incidental damage caused by fighting a fire caused by an arson offense should be indicated as part of the loss caused by burning.

DRUG/NARCOTIC VIOLATIONS (Except “DUI)

Offense Code **35A** (Crimes Against Society)

The unlawful cultivation, manufacture, distribution, sale, purchase, use, possession, transportation or importation of any controlled drug or narcotic substance.

DRUG EQUIPMENT VIOLATIONS

Offense Code **35B** (Crimes Against Society)

The unlawful manufacture, sale, purchase, possession, or transportation of equipment or devices utilized in preparing or using drugs or narcotics

EMBEZZLEMENT

Offense Code **270** (Crimes Against Property)

The unlawful misappropriation by an offender to his/her own use or purpose of money, property, or some other thing of value entrusted to his/her care, custody or control.

EXTORTION/BLACKMAIL

Offense Code **210** (Crimes Against Property)

To unlawfully obtain money, property, or any other thing of value, either tangible or intangible, through the use or threat of force, misuse of authority, threat of criminal prosecution, threat of destruction of reputation or social standing, or through other coercive means.

FRAUD – FALSE PRETENSES/SWINDLE/CONFIDENCE GAME

Offense Code **26A** (Crimes Against Property)

The intentional misrepresentation of existing fact or condition, or the use of some other deceptive scheme or device, to obtain money, goods, or other things of value.

FRAUD – CREDIT CARD/AUTOMATIC TELLER MACHINE FRAUD

Offense Code **26B** (Crimes Against Property)

The unlawful use of a credit (or debit) card or automatic teller machine for fraudulent purposes.

FRAUD – IMPERSONATION

Offense Code **26C** (Crimes Against Property)

Falsely representing one's identity or position, and acting in the character or position thus unlawfully assumed, to deceive others and thereby gain a profit or advantage, enjoy some right or privilege, or subject another person or entity to an expense, charge, or liability that would not have otherwise been incurred.

FRAUD – WELFARE FRAUD

Offense Code **26D** (Crimes Against Property)

The use of deceitful statements, practices, or devices to unlawfully obtain welfare benefits.

FRAUD – WIRE FRAUD

Offense Code **26E** (Crimes Against Property)

The use of an electric or electronic communications facility to intentionally transmit a false and/or deceptive message in furtherance of a fraudulent activity.

FRAUD – IDENTITY THEFT

Offense Code **26F** (Crime Against Property)

Wrongfully obtaining and using another person's personal data (e.g., name, date of birth, Social Security Number, driver's license number, credit card number).

FRAUD – HACKING/COMPUTER INVASION

Offense Code **26G** (Crime Against Property)

Wrongfully gaining access to another person's or institution's computer software, hardware, or network without authorized permissions or security clearances.

GAMBLING – BETTING/WAGERING

Offense Code **39A** (Crimes Against Society)

To unlawfully stake money or something else of value on the happening of an uncertain event or on the ascertainment of a fact in dispute.

GAMBLING – OPERATING/PROMOTING/ASSISTING GAMBLING

Offense Code **39B** (Crimes Against Society)

To unlawfully operate, promote, or assist in the operation of a game of chance, lottery, or other gambling activity.

GAMBLING – GAMBLING EQUIPMENT VIOLATIONS

Offense Code **39C** (Crimes Against Society)

To unlawfully manufacture, sell, buy, possess, or transport equipment, devices, and/or goods used for gambling purposes.

GAMBLING – SPORTS TAMPERING

Offense Code **39D** (Crimes Against Society)

To unlawfully alter, meddle in, or otherwise interfere with a sporting contest or event for the purpose of gaining a gambling advantage.

HOMICIDE – MURDER AND NON-NEGLIGENT MANSLAUGHTER

Offense Code **09A** (Crimes Against Persons)

The willful (non-negligent) killing of one human being by another.

“Assault to Murder” and Attempted Murder” are to be reported as Aggravated Assault.

HOMICIDE – NEGLIGENT MANSLAUGHTER

Offense Code **09B** (Crimes Against Persons)

The killing of another person through negligence. The offense does not include “Vehicular Manslaughter” which is reportable as offense 09E.

HUMAN TRAFFICKING – COMMERCIAL SEX ACTS

Offense Code **64A** (Crime Against Person)

Inducing a person by force, fraud, or coercion to participate in commercial sex acts, or in which the person induced to perform such act(s) has not attained 18 years of age.

HUMAN TRAFFICKING – INVOLUNTARY SERVITUDE

Offense Code **64B** (Crime Against Person)

The obtaining of a person(s) through recruitment, harboring, transportation, or provision, and subjecting such persons by force, fraud, or coercion into involuntary servitude, peonage, debt bondage, or slavery (not to include commercial sex acts).

KIDNAPPING/ABDUCTION

Offense Code **100** (Crimes Against Persons)

The unlawful seizure, transportation, and/or detention of a person against his/her will, or of a minor without the consent of his/her custodial parent(s) or legal guardian(s).

LARCENY/THEFT – POCKET-PICKING

Offense Code **23A** (Crimes Against Property)

The theft of articles from another person's physical possession by stealth where the victim usually does not become immediately aware of the theft.

LARCENY/THEFT – PURSE-SNATCHING

Offense Code **23B** (Crimes Against Property)

The grabbing or snatching of a purse, handbag, etc., from the physical possession of another person.

LARCENY/THEFT – SHOPLIFTING

Offense Code **23C** (Crimes Against Property)

The theft, by someone other than an employee of the victim, of goods or merchandise exposed for sale.

LARCENY/THEFT – THEFT FROM BUILDING

Offense Code **23D** (Crimes Against Property)

A theft from within a building which is either open to the general public or to which the offender has legal access.

LARCENY/THEFT – THEFT FROM COIN-OPERATED MACHINE OR DEVICE

Offense Code **23E** (Crimes Against Property)

A theft from a machine or device that is operated or activated by the use of coins.

LARCENY/THEFT – THEFT FROM MOTOR VEHICLE

Offense Code **23F** (Crimes Against Property)

The theft of articles from a motor vehicle, whether locked or unlocked. (Except "Theft of Motor Vehicle. Parts or Accessories")

LARCENY/THEFT – THEFT OF MOTOR VEHICLE PARTS OR ACCESSORIES

Offense Code **23G** (Crimes Against Property)

The theft of any part or accessory affixed to the interior or exterior of a motor vehicle in a manner which would make the item an attachment of the vehicle or necessary for its operation.

LARCENY/THEFT – ALL OTHER LARCENY

Offense Code **23H** (Crimes Against Property)

All thefts that do not fit any of the definitions of the specific subcategories of Larceny/Theft listed above.

This subcategory includes thefts from fenced enclosures, boats and airplanes. Thefts of animals, lawn mowers, lawn furniture, hand tools, and farm and construction equipment are also included where no break-in of a structure is involved.

MOTOR VEHICLE THEFT

Offense Code **240** (Crimes Against Property)

The theft of a motor vehicle, including automobiles, buses, recreational vehicles, trucks, and other motor vehicles.

PORNOGRAPHY/OBSCENE MATERIAL

Offense Code **370** (Crimes Against Society)

The violation of laws or ordinances prohibiting the manufacture, publishing, sale, purchase, or possession of sexually explicit material, e.g., literature, photographs, etc.

PROSTITUTION

Offense Code **40A** (Crimes Against Society)

To unlawfully engage in sexual relations for profit.

PROSTITUTION – ASSISTING OR PROMOTING

Offense Code **40B** (Crimes Against Society)

To solicit customers or transport persons for prostitution purposes; to own, manage, or operate a dwelling or other establishment for the purpose of providing a place where prostitution is performed; or to otherwise assist or promote prostitution.

PROSTITUTION – PURCHASING

Offense Code **40C** (Crime Against Society)

To purchase or trade anything of value for commercial sex acts.

ROBBERY

Offense Code **120** (Crimes Against Property)

The taking or attempting to take anything of value under confrontational circumstances from the control, custody, or care of another person by force or threat of force or violence and/or by putting the victim in fear of immediate harm.

Because some type of assault is an element of the crime of Robbery, an assault should not be reported as a separate crime as long as it was performed in furtherance of the robbery. However, if the injury results in death, a Homicide Offense must also be reported.

In a bank robbery, the primary victim would be the “Financial Institution,” but the teller toward whom the robber pointed the gun and made a demand should also be reported as a victim.

SEX OFFENSES – RAPE (Except “Statutory Rape”)

Offense Code **11A** (Crimes Against Persons)

The carnal knowledge of a person, without the consent of the victim, including instances where the victim is incapable of giving consent because of his/her age or because of his/her temporary or permanent mental or physical incapacity.

SEX OFFENSES – SODOMY

Offense Code **11B** (Crimes Against Persons)

Oral or anal sexual intercourse with another person, without the consent of the victim, including instances where the victim is incapable of giving consent because of his/her age or because of his/her temporary or permanent mental or physical incapacity.

(This includes members of the same sex.)

SEX OFFENSES – SEXUAL ASSAULT WITH AN OBJECT

Offense Code **11C** (Crimes Against Persons)

To use an object or instrument to unlawfully penetrate, however slightly, the genital or anal opening of the body of another person, without the consent of the victim, including instances where the victim is incapable of giving consent because of his/her age or because of his/her temporary or permanent mental or physical incapacity.

SEX OFFENSES – FONDLING

Offense Code **11D** (Crimes Against Persons)

The touching of the private body parts of another person for the purpose of sexual gratification, without consent of the victim including instances where the victim is incapable of giving consent because of his/her age or because of his/her temporary or permanent mental or physical incapacity.

SEX OFFENSES, NON-FORCIBLE – INCEST

Offense Code **36A** (Crimes Against Persons)

Non-forcible sexual intercourse between persons who are related to each other within the degrees wherein marriage is prohibited by law.

SEX OFFENSES, NON-FORCIBLE – STATUTORY RAPE

Offense Code **36B** (Crimes Against Persons)

Non-forcible sexual intercourse with a person who is under the statutory age of consent.

“With the consent of the victim” is an element of Statutory Rape. In addition, there is no force or coercion used in Statutory Rape; the act is not an attack.

STOLEN PROPERTY OFFENSES

Offense Code **280** (Crimes Against Property)

Receiving, buying, selling, possessing, concealing, or transporting any property with the knowledge that it has been unlawfully taken, as by Burglary, Embezzlement, Fraud, Larceny/Theft, Robbery, etc.

WEAPON LAW VIOLATIONS

Offense Code **520** (Crimes Against Society)

The violation of laws or ordinances prohibiting the manufacture, sale, purchase, transportation, possession, concealment, or use of firearms, cutting instruments, explosives, incendiary devices or other deadly weapons.

GROUP ‘B’ OFFENSES:

BAD CHECKS (Except counterfeited or forged checks)

Offense Code **90A** (Crimes Against Property)

Knowingly and intentionally writing and/or negotiating checks drawn against insufficient or nonexistent funds.

CURFEW/LOITERING/VAGRANCY

Offense Code **90B** (Crimes Against Society)

The violation of a court order, regulation, ordinance, or law requiring the withdrawal of persons from the streets of other specified areas; prohibiting persons from remaining in an area or place in an idle or aimless manner; or prohibiting persons from going from place to place without visible means of support.

DISORDERLY CONDUCT

Offense Code **90C** (Crimes Against Society)

Any behavior that tends to disturb the public peace or decorum, scandalizes the community, or shock the public sense of morality.

DRIVING UNDER THE INFLUENCE

Offense Code **90D** (Crimes Against Society)

Driving or operating a motor vehicle or common carrier while mentally or physically impaired as the result of consuming an alcoholic beverage or using a drug or narcotic. This offense includes being in “Actual Physical Control.”

DRUNKENNESS (Except DUI)

Offense Code **90E** (This is not a crime.)

To drink alcoholic beverages to the extent that one’s mental faculties and physical coordination are substantially impaired.

FAMILY OFFENSE, NON-VIOLENT

Offense Code **90F** (Crimes Against Persons and **Society**)

Unlawful, nonviolent acts by a family member (or legal guardian) that threaten the physical, mental, or economic well-being or morals of another family member, and that are not classifiable as other offenses, such as Assault, Incest, Statutory Rape, etc.

This offense includes: Abandonment; Desertion; Neglect; Nonsupport; Nonviolent Abuse; or Non-Violent Cruelty to other family members. It also includes the nonpayment of court-ordered alimony, as long as it is not considered Contempt of Court within the reporting jurisdiction. Do not include victims of these offenses who are taken into custody for their own protection.

LIQUOR LAW VIOLATIONS (Except DUI and Drunkenness)

Offense Code **90G** (Crimes Against Society)

The violation of laws or ordinances prohibiting the manufacture, sale, purchase, transportation, possession, or use of alcoholic beverages.

PEEPING TOM

Offense Code **90H** (Crimes Against Society)

To secretly look through a window, doorway, keyhole, or other aperture for the purpose of voyeurism.

TRESPASS ON REAL PROPERTY

Offense Code **90J** (Crimes Against Society)

To unlawfully enter land, a dwelling, or other real property.

ALL OTHER OFFENSES

Offense Code **90Z** (Crimes Against Persons, Property and Society)

All crimes that are not Group A offenses and not included in one of the specifically named Group B crime categories listed above.

Traffic offenses, except for Hit and Run, are excluded.

**FULL-TIME LAW
ENFORCEMENT EMPLOYEES**

**NUMBER OF FULL-TIME LAW ENFORCEMENT EMPLOYEES
REPORTED BY UCR AGENCIES
AS OF OCTOBER 31, 2016**

| Agency | Law Enforcement Officers | | Civilian Personnel | | Total Full-Time | | | Population |
|---------------------|--------------------------|--------|--------------------|--------|-----------------|--------|-------|------------|
| | Male | Female | Male | Female | Male | Female | Total | |
| Adams SO | 5 | | | 1 | 5 | 1 | 6 | 2,306 |
| Barnes SO | 8 | | | 1 | 8 | 1 | 9 | 4,167 |
| Valley City PD | 11 | 1 | | 1 | 11 | 2 | 13 | 6,680 |
| Benson SO | 3 | 1 | | | 3 | 1 | 4 | 6,611 |
| Billings SO | 5 | 1 | | | 5 | 1 | 6 | 813 |
| Medora PD | 3 | | | | 3 | | 3 | 138 |
| Bottineau SO | 11 | | 4 | | 15 | | 15 | 6,618 |
| Bowman SO | 4 | | | 1 | 4 | 1 | 5 | 1,484 |
| Bowman PD | 3 | 1 | | | 3 | 1 | 4 | 1,764 |
| Burke SO | 4 | | | 1 | 4 | 1 | 5 | 2,017 |
| Powers Lake PD | 2 | | | | 2 | | 2 | 313 |
| Burleigh SO | 46 | 6 | 37 | 24 | 83 | 30 | 113 | 16,177 |
| Bismarck PD | 100 | 15 | 11 | 19 | 111 | 34 | 145 | 73,248 |
| Lincoln PD | 4 | | | | 4 | | 4 | 3,776 |
| Bismarck State PD * | 2 | | 1 | | 3 | | 3 | |
| Cass SO | 85 | 25 | 29 | 23 | 114 | 48 | 162 | 15,400 |
| Fargo PD | 140 | 20 | 2 | 21 | 142 | 41 | 183 | 121,217 |
| West Fargo PD | 49 | 2 | 1 | 9 | 50 | 11 | 61 | 35,389 |
| NDSU PD * | 11 | 6 | 2 | 7 | 13 | 13 | 26 | |
| Cavalier SO | 6 | | 5 | | 11 | | 11 | 3,710 |
| Dickey SO | 4 | | | 1 | 4 | 1 | 5 | 1,884 |
| Ellendale PD | 2 | | | | 2 | | 2 | 1,281 |
| Oakes PD | 2 | | | | 2 | | 2 | 1,786 |
| Divide SO | 7 | | | | 7 | | 7 | 2,473 |
| Dunn SO | 14 | 1 | | 3 | 14 | 4 | 18 | 3,399 |
| Killdeer PD | 4 | 1 | | | 4 | 1 | 5 | 1,392 |
| Eddy SO | 4 | | 1 | | 5 | | 5 | 2,307 |
| Emmons SO | 5 | | | 1 | 5 | 1 | 6 | 3,296 |
| Foster SO | 3 | | | | 3 | | 3 | 1,207 |
| Carrington PD | 4 | 1 | | | 4 | 1 | 5 | 2,073 |
| Golden Valley SO | 4 | | | 1 | 4 | 1 | 5 | 1,835 |
| Grand Forks SO | 32 | 1 | | 7 | 32 | 8 | 40 | 9,842 |
| Grand Forks PD | 74 | 10 | 5 | 10 | 79 | 20 | 99 | 57,853 |
| Northwood PD | 1 | 1 | | | 1 | 1 | 2 | 924 |
| Emerado PD | 1 | | | | 1 | | 1 | 434 |
| Thompson PD | 1 | | | | 1 | | 1 | 1,009 |
| UND PD * | 18 | 1 | | 2 | 18 | 3 | 21 | |
| Grant SO | 3 | 1 | | | 3 | 1 | 4 | 2,332 |
| Griggs SO | 3 | | | | 3 | | 3 | 2,242 |
| Hettinger SO | 3 | 1 | | 1 | 3 | 2 | 5 | 2,689 |
| Kidder SO | 2 | 1 | | | 2 | 1 | 3 | 1,650 |
| Steele PD | 1 | | | | 1 | | 1 | 707 |
| LaMoure SO | 4 | | | 1 | 4 | 1 | 5 | 2,767 |
| Kulm PD | 1 | | | | 1 | | 1 | 342 |
| LaMoure PD | 4 | | | 1 | 4 | 1 | 5 | 920 |
| Logan SO | 3 | | | | 3 | | 3 | 1,093 |
| Napoleon PD | 2 | | | | 2 | | 2 | 785 |
| McHenry SO | 7 | 1 | | | 7 | 1 | 8 | 5,948 |
| McIntosh SO | 2 | 1 | | | 2 | 1 | 3 | 1,702 |
| Wishek PD | 2 | | | | 2 | | 2 | 986 |
| McKenzie SO | 30 | 1 | 11 | 21 | 41 | 22 | 63 | 5,453 |
| Watford City PD | 15 | 2 | | 3 | 15 | 5 | 20 | 8,819 |
| Arnegard PD | 2 | | | | 2 | | 2 | 129 |
| McLean SO | 24 | | 8 | 7 | 32 | 7 | 39 | 9,671 |
| Mercer SO | 16 | 2 | 4 | 11 | 20 | 13 | 33 | 2,779 |
| Beulah PD | 6 | | | 1 | 6 | 1 | 7 | 3,450 |
| Hazen PD | 4 | | | | 4 | | 4 | 2,504 |
| Morton SO | 30 | 3 | 13 | 12 | 43 | 15 | 58 | 8,159 |
| Mandan PD | 30 | 5 | 3 | 4 | 33 | 9 | 42 | 22,011 |

* Included in City's Population

| Agency | Law Enforcement Officers | | Civilian Personnel | | Total Full-Time | | | Population |
|----------------|--------------------------|------------|--------------------|------------|-----------------|------------|-------------|----------------|
| | Male | Female | Male | Female | Male | Female | Total | |
| Mountrail SO | 12 | 1 | 1 | 8 | 13 | 9 | 22 | 4,962 |
| New Town PD | 6 | | 1 | | 7 | | 7 | 2,656 |
| Stanley PD | 4 | 1 | | | 4 | 1 | 5 | 3,079 |
| Nelson SO | 4 | 1 | | 1 | 4 | 2 | 6 | 2,871 |
| Oliver SO | 4 | | | 1 | 4 | 1 | 5 | 1,805 |
| Pembina SO | 12 | | 2 | 4 | 14 | 4 | 18 | 5,634 |
| Cavalier PD | 4 | | | | 4 | | 4 | 1,233 |
| Pierce SO | 3 | | 23 | 12 | 26 | 12 | 38 | 1,363 |
| Rugby PD | 3 | 1 | | | 3 | 1 | 4 | 2,841 |
| Ramsey SO | 5 | 1 | | 1 | 5 | 2 | 7 | 4,000 |
| Devils Lake PD | 13 | 3 | 1 | 1 | 14 | 4 | 18 | 7,394 |
| Ransom SO | 4 | | | 1 | 4 | 1 | 5 | 3,179 |
| Lisbon PD | 2 | 1 | | | 2 | 1 | 3 | 2,146 |
| Renville SO | 4 | 1 | | | 4 | 1 | 5 | 2,278 |
| Sherwood PD | 1 | | | | 1 | | 1 | 253 |
| Richland SO | 16 | 2 | 6 | 11 | 22 | 13 | 35 | 8,108 |
| Wahpeton PD | 11 | 3 | | 2 | 11 | 5 | 16 | 7,927 |
| NDSCS PD * | 2 | 1 | | 1 | 2 | 2 | 4 | |
| Rolette SO | 10 | | 5 | 4 | 15 | 4 | 19 | 13,105 |
| Rolla PD | 4 | | | | 4 | | 4 | 1,333 |
| Sargent SO | 4 | | 1 | | 5 | | 5 | 3,800 |
| Sheridan SO | 3 | | | | 3 | | 3 | 1,279 |
| Sioux SO | 1 | | | | 1 | | 1 | 4,313 |
| Slope SO | 2 | | | | 2 | | 2 | 757 |
| Stark SO | 24 | 1 | | 5 | 24 | 6 | 30 | 6,499 |
| Dickinson PD | 32 | 4 | 2 | 17 | 34 | 21 | 55 | 25,130 |
| Belfield PD | 2 | | | 1 | 2 | 1 | 3 | 1,115 |
| South Heart PD | 3 | | | | 3 | | 3 | 459 |
| Steele SO | 3 | | | | 3 | | 3 | 1,907 |
| Stutsman SO | 10 | 1 | | 2 | 10 | 3 | 13 | 5,190 |
| Jamestown PD | 31 | | | 5 | 31 | 5 | 36 | 15,417 |
| Towner SO | 5 | | | | 5 | | 5 | 2,227 |
| Traill SO | 7 | 1 | | 5 | 7 | 6 | 13 | 6,233 |
| Hillsboro PD | 2 | | | | 2 | | 2 | 1,576 |
| Walsh SO | 10 | 1 | 5 | 3 | 15 | 4 | 19 | 6,369 |
| Grafton PD | 9 | | | 1 | 9 | 1 | 10 | 4,237 |
| Ward SO | 34 | 5 | 27 | 24 | 61 | 29 | 90 | 16,034 |
| Kenmare PD | 2 | 1 | | | 2 | 1 | 3 | 1,080 |
| Minot PD | 65 | 16 | 5 | 22 | 70 | 38 | 108 | 51,265 |
| Burlington PD | 2 | | | | 2 | | 2 | 1,208 |
| Surrey PD | 4 | | | | 4 | | 4 | 1,462 |
| Berthold PD | 1 | | | | 1 | | 1 | 510 |
| Wells SO | 3 | | | | 3 | | 3 | 1,815 |
| Harvey PD | 3 | 1 | | | 3 | 1 | 4 | 1,779 |
| Fessenden PD | 1 | | | | 1 | | 1 | 471 |
| Williams SO | 35 | 5 | 17 | 23 | 52 | 28 | 80 | 5,264 |
| Tioga PD | 5 | 1 | | 2 | 5 | 3 | 8 | 1,738 |
| Williston PD | 42 | 8 | 1 | 18 | 43 | 26 | 69 | 29,929 |
| Ray PD | 1 | | | | 1 | | 1 | 761 |
| Highway Patrol | 149 | 7 | 11 | 30 | 160 | 37 | 197 | |
| Total | 1501 | 180 | 245 | 401 | 1746 | 581 | 2327 | 757,952 |

* Included in City's Population

e