

Office of Attorney General

Bureau of Criminal Investigation

Crime in North Dakota, 2019

**Wayne Stenehjem
Attorney General**

**Prepared by
Colleen Weltz
NIBRS/UCR Program Manager
2020**

INTRODUCTION

The North Dakota Incident-Based Reporting (ND IBR) program involves the collection, compilation, and analysis of crime and arrest statistics reported by the various local law enforcement agencies throughout the state. Fifty-three sheriff departments, 52 police departments, 10 Task Forces and the ND Highway Patrol reported to the ND IBR program in 2019.

Every effort is taken to include the homicide offenses/arrests that occur on the Tribal Law Enforcement jurisdictions. Tribal law enforcement agencies do not participate in the state ND IBR program.

INCIDENT-BASED REPORTING: North Dakota law enforcement agencies use a standard incident form or RMS software to collect data on each incident reported to their respective agencies. Data collected includes: type of incident, where and when the incident took place, victim characteristics, suspect/arrestee characteristics, property involved in the incident, etc.

To allow for comparison among several geographic or jurisdictional areas with differing populations or to allow comparisons across time in an area undergoing population fluctuations, the ND IBR program provides for the calculation of crime rates to remove any potential biases created by population differences. Because a rate relates the incidence of activity to population, it is possible to measure annual fluctuations in criminal activity by comparing rates of crime reported in any given year with those reported in other years. National publications report crime rates calculated based on the number of reported offenses per 100,000 population. This publication provides crime rate information calculated in the same manner.

Trends

The 2019 Crime in North Dakota is based solely upon incident data. Data submitted by ND IBR to the FBI is converted from incident based statistics to the summary system of reporting. In the FBI data, only the most serious of the eight Index crimes are reported. The number of victims is counted in the most serious offenses of homicide, assault, kidnapping or rape. We strongly discourage attempting to compare the ND IBR data to any previously UCR Summary data released by North Dakota or the FBI in the Crime in the United States publications. The data sets are not comparable due to the number of types of crimes reported and that all offenses in the incident are reported in ND IBR.

Differences between ND IBRS and FBI released data

The Crime in North Dakota 2019 is a crime statistic publication using the National Incident-Based Reporting System (NIBRS). There are important factors that must be considered when reading or using this report as well as crime statistic reports available from the FBI or other sources:

1. The 2019 data used to compile this report are based on a “snapshot” of the ND state repository database as of April 29th, 2020. In NIBRS, there are no “fixed” statistics because law enforcement agencies update their incidents as new information becomes available.

2. The data used in this report are based on the NIBRS method of submitting crime statistics. It is more comprehensive and detailed than the Summary Reporting System used in the past so the statistics in NIBRS and Summary Reporting should not be compared.
3. The data displayed in this report should not be compared to the FBI Crime in the US 2019 report which will be published later this year. Even though North Dakota forwards the crime data submitted via NIBRS to the FBI, the FBI converts that data to the Summary Reporting System and the offenses are counted differently.
4. The data displayed per agency in this report should not be used to compare to other agencies or compile “ranking” of cities and counties. There are several variables which contribute to crime in a particular jurisdiction, including the demographics/economics/cultural make-up of the population, the local industrial/economic base, its dependence upon neighboring jurisdictions, the transportation system, its economic dependence on non-residents (such as tourists, shoppers, or other day-time visitors), and its proximity to military installations, correctional facilities, universities/colleges, or state hospitals.

Classification of Offenses

All offenses are classified on the basis of law enforcement investigation in accordance with national NIBRS offense definitions and are not necessarily identical to the NDCC definitions. Because NIBRS identifies and tallies law enforcement contact, offense classifications are not based on filings of the prosecutor, court, medical examiner, jury, or other judicial or subsequent findings.

National Incident-Based Reporting System (NIBRS)

NIBRS divides offenses into two (2) categories of offenses designated as Group A - Incident and Group B -Arrest.

1. The Group A offenses collected in the NIBRS program are: Animal Cruelty; Arson; Assaults; Bribery; Burglary; Counterfeiting/Forgery; Destruction/Damage/Vandalism of Property; Drug/Narcotic Offenses; Embezzlement; Extortion/Blackmail; Frauds; Gambling Offenses; Homicide Offenses; Human Trafficking Offenses; Kidnapping/Abduction; Larceny/Theft Offenses; Motor Vehicle Theft; Pornography/Obscene Material Offenses; Prostitution Offenses; Robbery; Sex Offenses; Non-Forcible Sex Offenses; Stolen Property Offense and; Weapon Law Violations. Group A offenses include statistical data on the incident, all offenses committed, property involved, weapons involved, victim and offender demographics, arrest information, and clearance status.
2. Group B offenses, for which only arrest data are collected, include: Bad Checks; Curfew/Vagrancy Violations; Disorderly Conduct; Driving Under the Influence; Non-Violent Family Offenses; Liquor Law Violations; Peeping Tom; Trespass of Real Property; and All Other Non-Traffic Offenses.

Counting Offenses

For counting purposes, agencies should count one offense for each victim of a Crimes Against Persons, one offense for each distinct operation of a Crimes Against Property (with the exception of motor vehicle theft, where one offense is counted for each stolen vehicle), and one offense for each Crimes Against Society. All crimes committed within the same incident by the same person or group of persons, without a significant time or space interval separating them, are reported in NIBRS - a hierarchy rule does not exist as it does in Summary Reporting. For example, if a rape case involves crimes of motor vehicle theft and kidnapping, all crimes are reported. However, if a crime is an inherent part of another crime, only one crime may be appropriately reported. For example, larceny is inherent in the crime of burglary and would not be reported as a separate crime in the incident; however, if the suspect, upon leaving the residence, takes items outside the structure, larceny would be reported as a second crime. As another example, assault is an element in robbery and would not be reported as a crime separately from the robbery; however, if the suspect forces the victim to engage in a sexual act, both a robbery and sex offense would be reported because a sexual act is not an element of robbery.

Arrests

In NIBRS, the law enforcement agencies collect detailed data elements related to incidents and arrests. The Group A - Incident Reports are comprised of segments (Administrative, Offense, Property, Victim, Offender, and Arrestee) and within the segments are multiple data elements identifying the incident, such as originating agency identifier (ORI), incident number, date, location, offense, demographics, and other relevant segment categories. Therefore, unlike Summary Reporting, NIBRS arrests and clearances can be submitted as updates to the Group A - Incidents reported.

Clearances

In NIBRS, clearances are based on the incident-level rather than the offense-level. If one offense within an incident is cleared, all offenses in that incident are cleared. Likewise, the arrest of one offender in an incident will clear it even if other offenders have not been arrested yet. Clearances by arrest are automatically created when an Arrest Segment is submitted with a Group A - Incident. An incident cannot be cleared exceptionally if there has been an arrest. Not all crimes are cleared within the calendar year in which the offense occurs.

Clearances by Exceptional Means allow an agency to clear an incident without an arrest. The criteria include: 1) the identity of at least one offender must be known; 2) sufficient probable cause must have been developed to support the arrest and prosecution of the offender; 3) the offender's exact location must be known, and; 4) there must be a reason, outside of law enforcement's control, which prevents the arrest. For example, the death of the offender or the offender is in the custody of another jurisdiction.

TABLE OF CONTENTS

Introduction	1
Table of Contents.....	4
North Dakota Crime Summary, 2019	5
Statewide Analysis.....	6
Group A Offenses	9
Crimes Against Persons	16
Crimes Against Property	21
Crimes Against Society	23
Group B Offenses	25
Arrests in 2019	28
Arrests 2015-2019	37
Drug/Narcotics Analysis	45
DUI Arrest Analysis	49
Crime Summary by Reporting County Sheriff’s Office	51
Crime Summary by Reporting Police Department	105
NIBRS Offense Definitions	159
Full-Time Law Enforcement Employees	171

NORTH DAKOTA CRIME SUMMARY, 2019

In 2019, 47,871 Group A offenses were reported by local law enforcement agencies. This is a decrease of 0.7 percent from the total of 48,188 reported in 2018.

The Census Bureau estimate of North Dakota's population for 2019 is 762,062. The crime rate per 100,000 population for 2019 is 6281.8. The crime rate for 2018 was 6339.9 per 100,000 population. This is a 0.9 percent decrease in the crime rate of the Group A offenses.

The total number of reported Crimes Against Persons (e.g. murder, rape, and assaults) was 10,539. This represents an increase of 2.2 percent from the total of 10,310 reported in 2018. In 2017, 9,790 Crimes Against Persons were reported.

Crimes Against Persons offenses comprised 22 percent of reported Group A crime offenses in North Dakota in 2019.

Collectively, Crimes Against Property (e.g. burglary, robbery, larceny/theft and motor vehicle theft) increased by 0.1 percent from 23,854 reported in 2018 to 23,868 reported in 2019.

Crimes Against Property accounted for 49.9 percent of total Group A crime offenses reported in 2019.

In 2019, the total number of Crimes Against Society (e.g. drug/narcotics violations, drug equipment violations, and weapon violations) reported 13,464. This is a decrease of 4 percent from 2018 total of 14,024. In 2017, 13,346 Crimes Against Society were reported.

North Dakota law enforcement agencies reported 32,489 arrests in 2019. A total of 33,056 arrests was reported in 2018.

In 2019, juvenile arrests accounted for 12.8 percent of the total arrests.

The number of reported arrests in 2019 for DUI decreased to 4,828 from 5,148 reported in 2018.

Arrests for Drug/Narcotics Violations decreased 8.2 percent from a 2018 total of 5,455 to 5,009 in 2019.

STATEWIDE CRIME ANALYSIS

North Dakota Statewide - 2019

2019 Population Estimate

762,062

Offense Overview

Offense Total	47,871
Number Cleared	22,074
Percent Cleared	46.11 %
Group A Crimes per 100,000 population	6,281.8

Arrest Overview

Total Arrests	32,489
Adult Arrests	28,337
Juvenile Arrests	4,152
Unknown Age	0
Arrests per 100,000 population	4,263.3
Average number offenses/incident	1.25

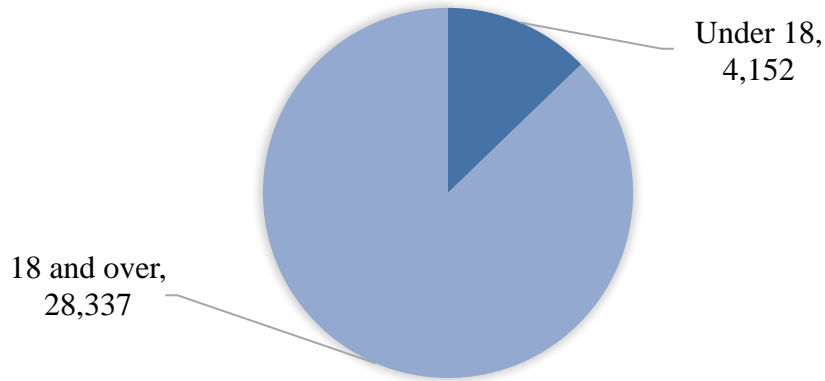
Group A Offenses	Offenses		Arrests	
	Reported	Cleared	Adult	Juvenile
Crimes Against Persons				
Murder	26	26	19	2
Negligent Manslaughter	2	2	3	0
Kidnapping/Abduction	121	80	24	1
Rape	350	86	50	4
Sodomy	44	11	5	2
Sexual Assault W/Object	12	2	1	0
Fondling	540	136	42	30
Incest	8	2	2	0
Statutory Rape	56	21	18	1
Aggravated Assault	1,251	742	564	51
Simple Assault	6,062	3,210	1,904	441
Intimidation	1,470	817	373	78
Stalking	593	81	28	4
Commercial Sex Acts	4	0	0	0
Involuntary Servitude	0	0	0	0
Crimes Against Property				
Arson	83	29	13	8
Bribery	6	4	2	0
Burglary	2,525	385	241	69
Counterfeiting/Forgery	1,092	209	157	4
Destruction/Damage/Vandalism	4,254	869	318	183
Embezzlement	119	50	44	5
Extortion/Blackmail	23	0	0	0
False Pretenses	1,040	321	266	5
Credit Card/ATM Fraud	384	52	31	6
Impersonation	402	83	63	1
Welfare Fraud	2	0	0	0
Wire Fraud	114	0	0	0
Identity Theft	516	68	53	2
Hacking/Computer Invasion	39	0	0	0
Motor Vehicle Theft	1,669	390	176	59
Robbery	176	72	56	7
Stolen Property Offenses	593	408	289	16
Pocket-picking	2	0	0	0
Purse-snatching	8	1	1	0
Shoplifting	2,431	1,498	1,422	237
Theft From Building	916	156	95	27
Theft From Coin Machine	56	2	1	1
Theft From Motor Vehicle	1,532	177	93	30
Theft of Motor Vehicle Parts	164	7	2	0
All Other Larceny	5,722	849	587	128
Crimes Against Society				
Animal Cruelty	100	30	22	0
Drug/Narcotic Violations	6,444	5,418	4,677	332
Drug Equipment Violations	6,087	5,207	2,423	124
Betting/Wagering	0	0	0	0
Operating/Promoting Gambling	1	1	2	0
Gambling Equipment Violations	1	0	0	0
Sports Tampering	0	0	0	0
Pornography/Obscene Material	178	54	24	14
Prostitution	14	2	14	0
Prostitution Assisting/Promoting	13	7	5	0
Purchasing Prostitution	17	14	0	0
Weapon Law Violations	609	495	283	22
Total Group A Offenses	47,871	22,074	14,393	1,894

Domestic Incident Victims		
Offense	Reported	Cleared
Murder	10	10
Aggravated Assault	638	459
Simple Assault	3,698	2,058
Intimidation	388	246
Stalking	147	24
Rape	80	28
Sodomy	13	5
Sexual Assault W/Object	2	0
Fondling	111	37
Incest	4	0
Statutory Rape	12	4
Kidnapping/Abduction	75	58
Total	5,178	2,929

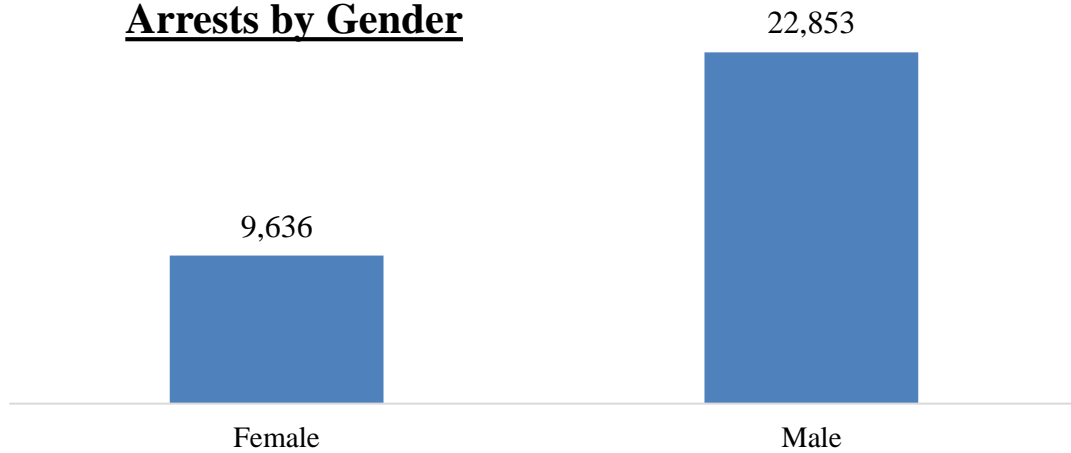
Group B Arrests		
Offense	Adult	Juvenile
Bad Checks	68	0
Curfew/Loitering/Vagrancy	1	69
Disorderly Conduct	998	740
DUI	4,805	23
Family-Non Violent	149	299
Liquor Law Violations	2,063	410
Peeping Tom	1	0
Trespass	989	37
All Other Offenses	4,870	680
Total Group B	13,944	2,258

Statewide Total Arrests Reported, 2019

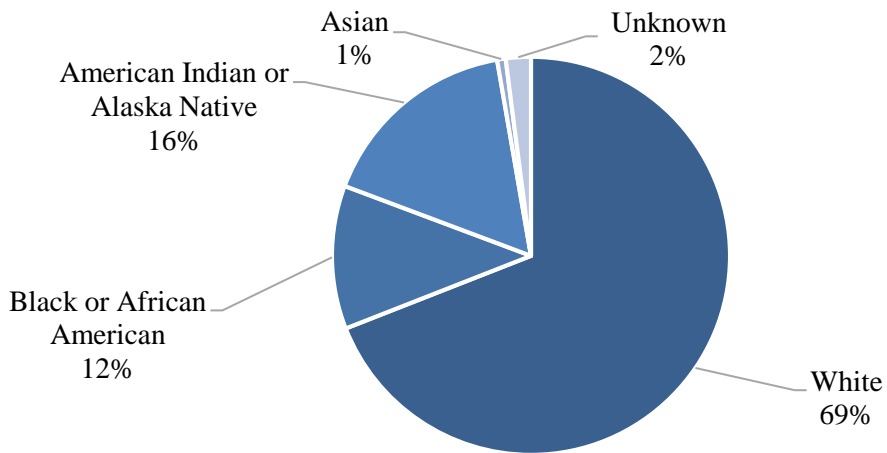
Arrests by Age Group



Arrests by Gender



Arrests by Race



Group A Offenses

Group A offenses includes the crimes of Animal Cruelty; Arson; Assaults; Bribery; Burglary; Counterfeiting/Forgery; Homicide Offenses; Destruction/Damage/Vandalism of Property; Drug/Narcotic Offenses; Embezzlement; Extortion/Blackmail; Fraud; Gambling Offenses; Robbery; Kidnapping/Abduction; Larceny/Theft Offenses; Motor Vehicle Theft; Pornography/Obscene Material Offenses; Human Trafficking Offenses; Prostitution Offenses; Sex Offenses; Non-Forcible Sex Offenses; Stolen Property Offenses and; Weapon Law Violations.

In 2019, 47,871 Group A offenses were reported by local law enforcement agencies. This is a decrease of 0.7 percent from the total of 48,188 reported in 2018.

The Census Bureau estimate of North Dakota’s population for 2019 is 762,062. Based on that total, the crime rate per 100,000 population for 2019 was 6281.8, as compared to 6339.9 for 2018.

More than 46 percent of Group A crime offenses were reported as cleared by arrest or exceptional means. The NIBRS program defines an offense as “cleared” by law enforcement when at least one person is arrested, charged with the commission of the offense, and turned over to the court for prosecution. Several crimes may be cleared by the arrest of one person, while the arrests of many persons may clear only one offense. Law enforcement agencies may clear a crime by exceptional means when some element beyond law enforcement control precludes the placing of formal charges against the offender. Examples of circumstances that allow such clearances are the death of the offender (suicide, justifiably killed by police or private citizen, etc.); the victim’s refusal to cooperate with prosecution after the offender has been identified; or the denial of extradition.

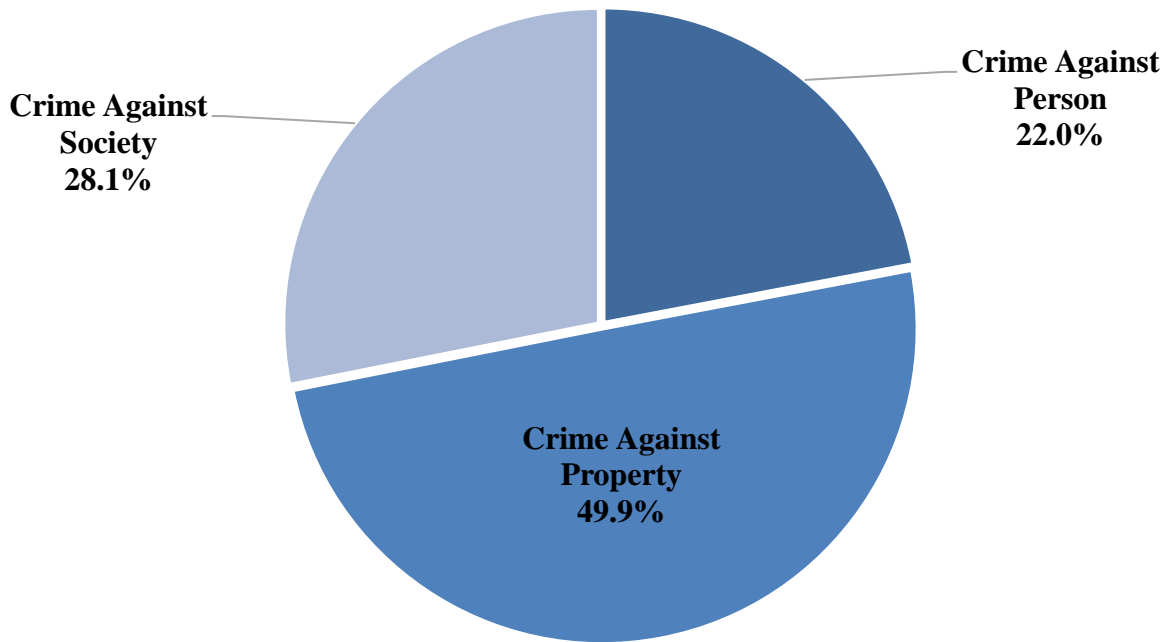
In 2019, 16,287 arrests were reported for Group A crime offenses. Of that total, 11.6 percent were arrests of juveniles.

More than \$38.8 million worth of property was reported stolen in 2019, with 33 percent of that amount reported as recovered by law enforcement officials.

Group A Offense Summary

Year	Population	Group A Offense Total	% Change in Number from Previous Year	Crime Rate per 100,000 Population	% Change in Rate from Previous Year	Percent Cleared
2014	739,482	42,968	6.8%	5810.6	4.4%	42.6%
2015	756,927	48,288	12.4	6379.5	9.8	42.5
2016	757,952	48,115	-0.4	6348.0	-0.5	43.7
2017	755,393	48,148	0.1	6373.9	0.4	45.7
2018	760,077	48,188	0.1	6339.9	-0.5	46.9
2019	762,062	47,871	-0.7	6281.8	-0.9	46.1

Group 'A' Offenses - 2019



Crimes Against Persons

Murder
 Negligent Manslaughter
 Rape
 Sodomy
 Sexual Assault w/Object
 Fondling
 Aggravated Assault
 Simple Assault
 Intimidation
 Stalking
 Kidnapping/Abduction
 Human Trafficking Offenses*⁺
 Incest
 Statutory Rape

Crimes Against Property

Robbery
 Burglary/Breaking & Entering
 Larceny/Theft Offenses*
 Motor Vehicle Theft
 Arson
 Destruction of Property
 Counterfeiting/Forgery
 Fraud Offenses*⁺
 Embezzlement
 Extortion/Blackmail
 Bribery
 Stolen Property Offense

Crimes Against Society

Animal Cruelty⁺
 Drug/Narcotic Violations
 Drug Equipment Violations
 Gambling Offenses*
 Pornography
 Prostitution Offenses*
 Weapon Law Violations

*Specific offenses exist within the crime category.

⁺ Data collection for certain offenses began in 2016.

**Comparison of Group A Offenses Reported,
2018-2019**

Group A Offenses	2018	2019	Percent Change
Crimes Against Persons			
Murder	17	26	52.9%
Negligent Manslaughter	4	2	-50.0
Kidnapping/Abduction	112	121	8.0
Rape	315	350	11.1
Sodomy	32	44	37.5
Sexual Assault w/Object	7	12	71.4
Fondling	509	540	6.1
Incest	7	8	14.3
Statutory Rape	91	56	-38.5
Aggravated Assault	1,304	1,251	-4.1
Simple Assault	5,874	6,062	3.2
Intimidation	1,464	1,470	0.4
Stalking	571	593	3.9
Commercial Sex Acts	3	4	33.3
Involuntary Servitude			
Crimes Against Property			
Arson	38	83	118.4
Bribery	3	6	100.0
Burglary	2,505	2,525	0.8
Counterfeiting/Forgery	935	1,092	16.8
Destruction/Damage/Vandalism	4,223	4,254	0.7
Embezzlement	119	119	0.0
Extortion/Blackmail	35	23	-34.3
False Pretenses	985	1,040	5.6
Credit Card/ATM Fraud	436	384	-11.9
Impersonation	448	402	-10.3
Welfare Fraud	2	2	0.0
Wire Fraud	146	114	-21.9
Identity Theft	598	516	-13.7
Hacking/Computer Invasion	45	39	-13.3
Motor Vehicle Theft	1,626	1,669	2.6
Robbery	158	176	11.4
Stolen Property Offenses	559	593	6.1
Pocket-picking	2	2	0.0
Purse-snatching	5	8	60.0
Shoplifting	2,442	2,431	-0.5
Theft From Building	946	916	-3.2
Theft From Coin Machine	40	56	40.0
Theft From Motor Vehicle	1,439	1,532	6.5
Theft of Motor Vehicle Parts	174	164	-5.7
All Other Larceny/Theft	5,945	5,722	-3.8

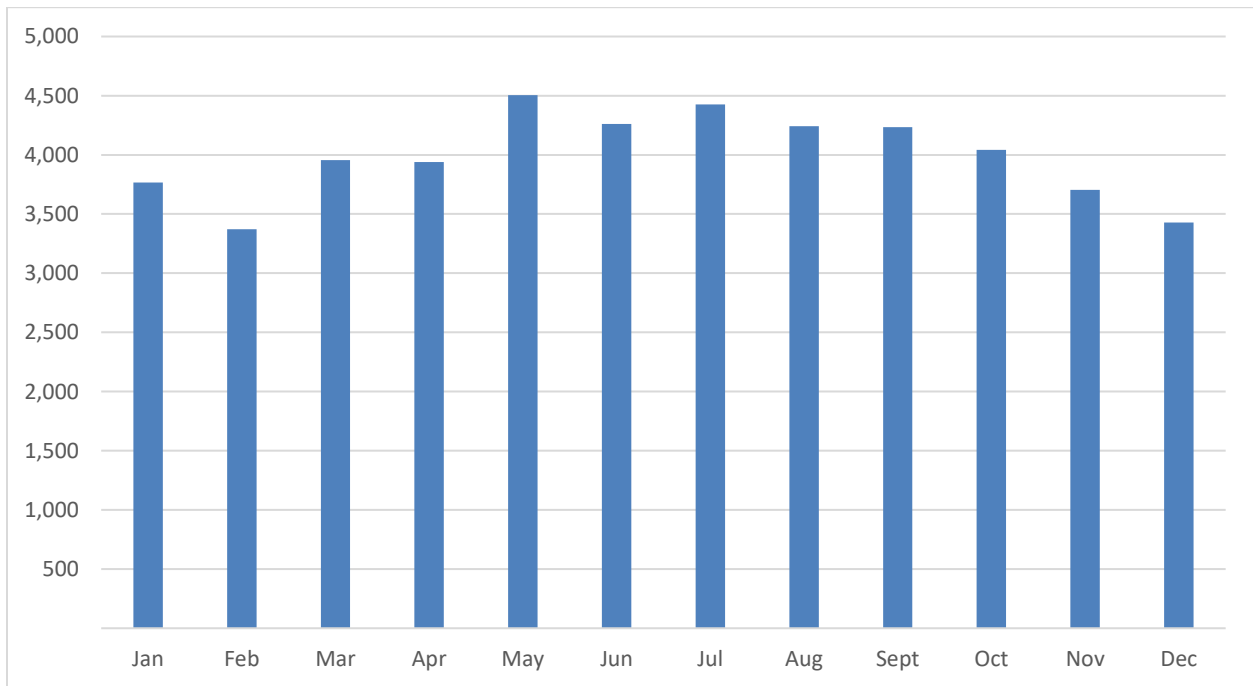
**Comparison of Group A Offenses Reported,
2018-2019
Continued**

Group A Offenses	2018	2019	Percent Change
Crimes Against Society			
Animal Cruelty	82	100	22.0%
Drug/Narcotic Violations	6,884	6,444	-6.4
Drug Equipment Violations	6,250	6,087	-2.6
Betting/Wagering			
Gambling Equipment Violations		1	
Operating/Promoting Gambling		1	
Sports Tampering			
Pornography/Obscene Material	139	178	28.1
Prostitution	5	14	180.0
Prostitution - Assisting/Promoting	6	13	116.7
Purchasing Prostitution	12	17	41.7
Weapon Law Violations	646	609	-5.7
Total Group A Offenses	48,188	47,871	-0.7

**“Top Five” Locations for
Group A Offenses to Occur:**

1. Residence/Home
2. Highway/Road Alley/Street
3. Department/Discount Stores
4. Parking Lots/Parking Garages
5. Hotel/Motels

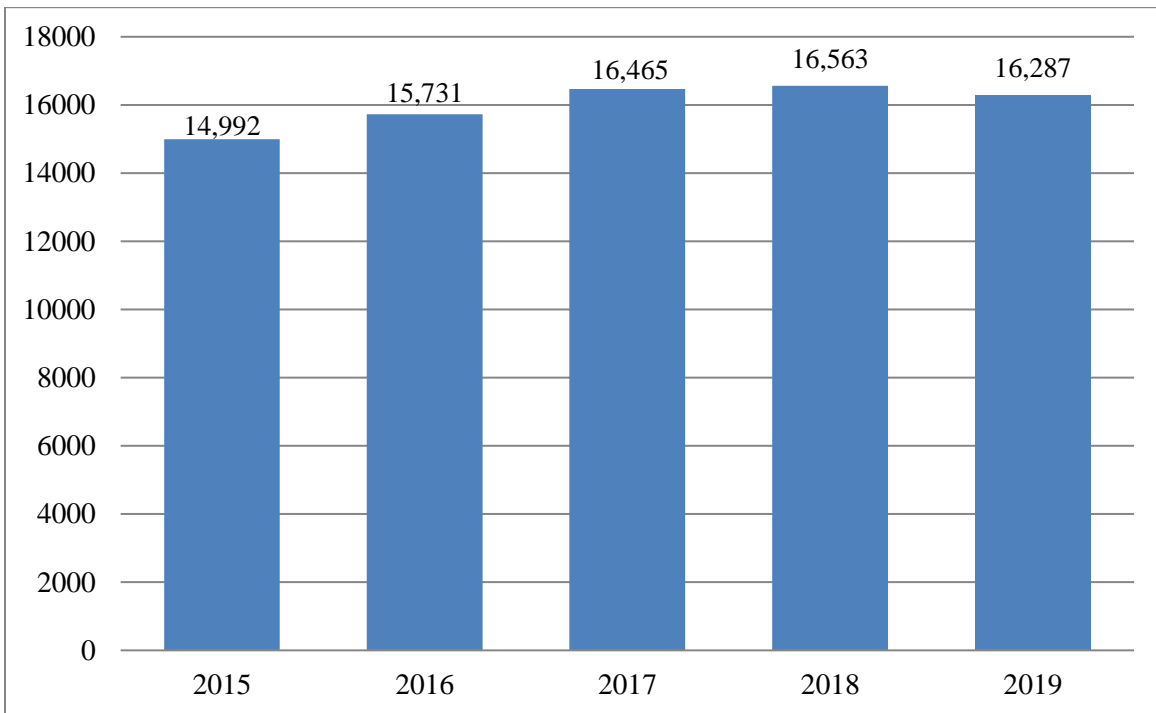
*The most frequent months of crime occurrence
were **May** and **July**;
the least frequent was **February**.*



**Arrest Totals for Group A Offenses
2015-2019**

Year	Juvenile	Adult	Total
2015	1,881	13,111	14,992
2016	1,892	13,839	15,731
2017	1,994	14,471	16,465
2018	1,834	14,729	16,563
2019	1,894	14,393	16,287

**Arrest Totals for Group A Offenses
2015-2019**



Reported Group A Incidents where Offender is Suspected of Using

Crimes Against Persons	Alcohol	Drugs/ Narcotics	Computer Equipment	Not Applicable
Murder	7	2		16
Negligent Manslaughter				2
Aggravated Assault	413	63	1	718
Simple Assault	1,568	226	1	3,368
Intimidation	240	65	23	806
Stalking	25	10	42	449
Kidnapping/Abduction	28	7		75
Rape	85	26	2	238
Sodomy	6	2	1	35
Sexual Assault w/Object	2	1		10
Fondling	77	25	3	410
Incest				7
Statutory Rape	2	3	1	48
Commercial Sex Acts		1		3
Involuntary Servitude				
Crimes Against Property				
Arson	6	3		75
Bribery	1			5
Burglary	67	62	2	2,292
Counterfeiting/Forgery	11	17	23	1,042
Destruction/Damage/Vandalism	341	113	1	3,836
Embezzlement	2	2	5	112
Extortion/Blackmail			6	17
False Pretenses	54	38	83	873
Credit Card/ATM Fraud	2	2	27	353
Impersonation	13	2	63	326
Welfare Fraud			1	1
Wire Fraud		1	42	71
Identity Theft	3	5	64	445
Hacking/Computer Invasion			18	21
Robbery	24	12		140
Motor Vehicle Theft	58	44	2	1,521
Stolen Property Offenses	41	94	2	470
Pocket-picking				2
Purse-snatching				8
Shoplifting	118	38	1	2,279
Theft From Building	29	15	2	877
Theft From Coin Machine	1			55
Theft From Motor Vehicle	31	19	1	1,483
Theft of Motor Vehicle Parts	1	3		160
All Other Larceny/Theft	110	89	37	5,502
Crimes Against Society				
Animal Cruelty	3	4		93
Drug/Narcotic Violations	493	3,992	5	2,343
Drug Equipment Violations	445	3,734	4	2,261
Betting/Wagering				
Operating/Promoting Gambling				1
Gambling Equipment Violations				1
Sports Tampering				
Pornography/Obscene Material	3	3	63	109
Prostitution	1	1		12
Prostitution - Assisting/Promoting	1	1	1	11
Purchasing Prostitution	1	1	1	16
Weapon Law Violations	98	150		387

* More than one category may be chosen for each offense so number will not equal the total offense counts.

Crimes Against Persons

Crimes Against Persons offenses are classified according to victim type which includes the offenses of murder/non-negligent manslaughter, rape, and assaults. For counting purposes, agencies should count one offense for each victim of a Crimes Against Persons (See the NIBRS offense definitions section beginning on page 160 of this publication for definitions of these and other offenses.)

In 2019, 10,539 Crimes Against Persons were reported in North Dakota. This is a 2.2 percent increase from the 2018 total of 10,310 crimes reported. In 2017, 9,790 crimes were reported.

Crimes Against Persons offenses comprised 22 percent of reported Group A crime offenses in North Dakota in 2019.

The Crimes Against Persons crime rate for 2019 is 1383.0 per 100,000, as compared to 1356.4 per 100,000 in 2018. This is a 2 percent increase in the Crimes Against Persons crime rate. In 2017, the Crimes Against Persons crime rate was 1296.0 per 100,000 population.

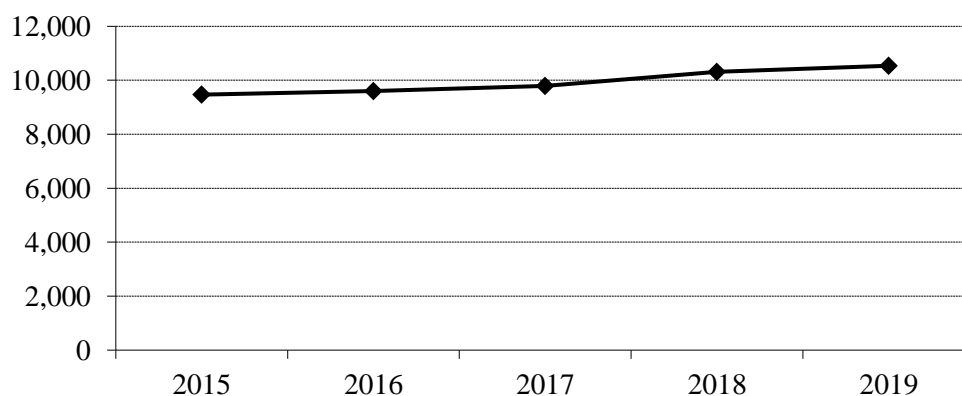
Over 49 percent of Crimes Against Persons offenses in 2019 were reported as cleared by arrest or exceptional means.

Of the 3,647 total arrests reported for Crimes Against Persons offenses, 16.8 percent were arrests of juveniles.

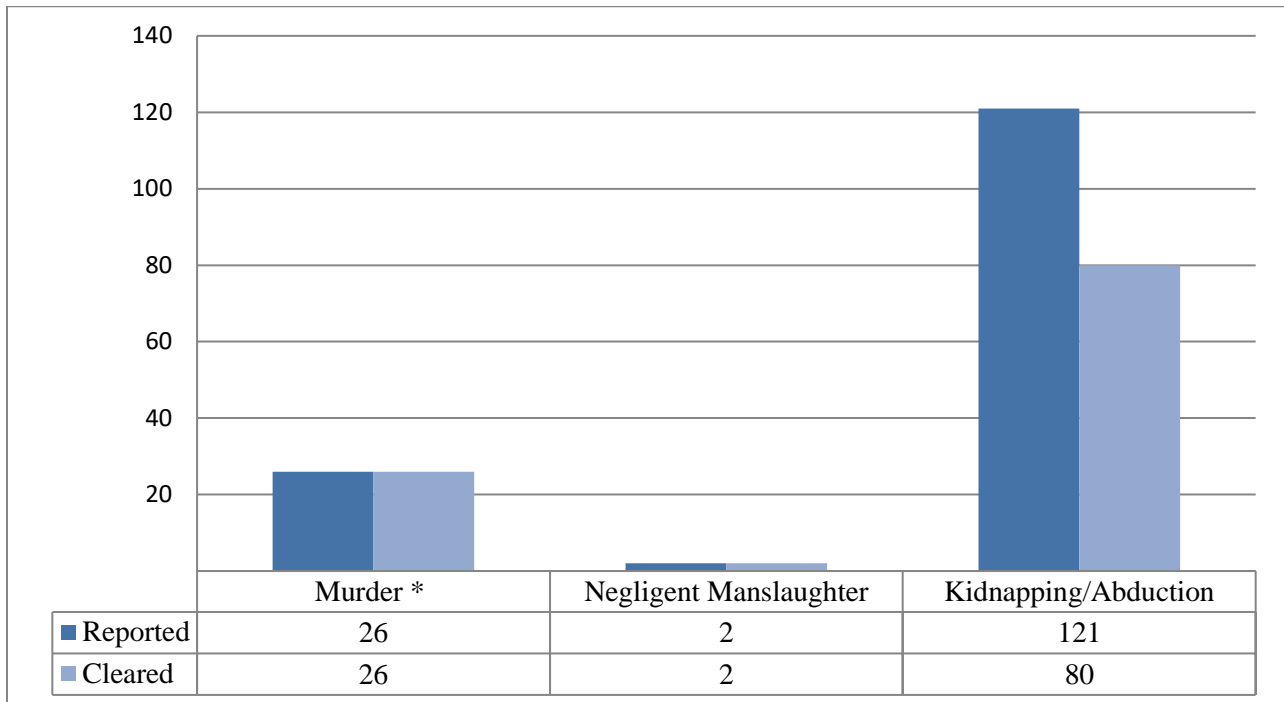
Crimes Against Persons Summary

Year	Population	Offenses	% Change in Number from Previous Year	Rate per 100,000 Population	% Change in Rate from Previous Year	Percent Cleared
2015	756,927	9,469	9.5%	1251.0	7.0%	50.1%
2016	757,952	9,606	1.5	1267.4	1.3	51.1
2017	755,393	9,790	1.9	1296.0	2.3	49.1
2018	760,077	10,310	5.3	1356.4	4.7	50.2
2019	762,062	10,539	2.2	1383.0	2.0	49.5

Crimes Against Persons Total Offenses, 2015-2019

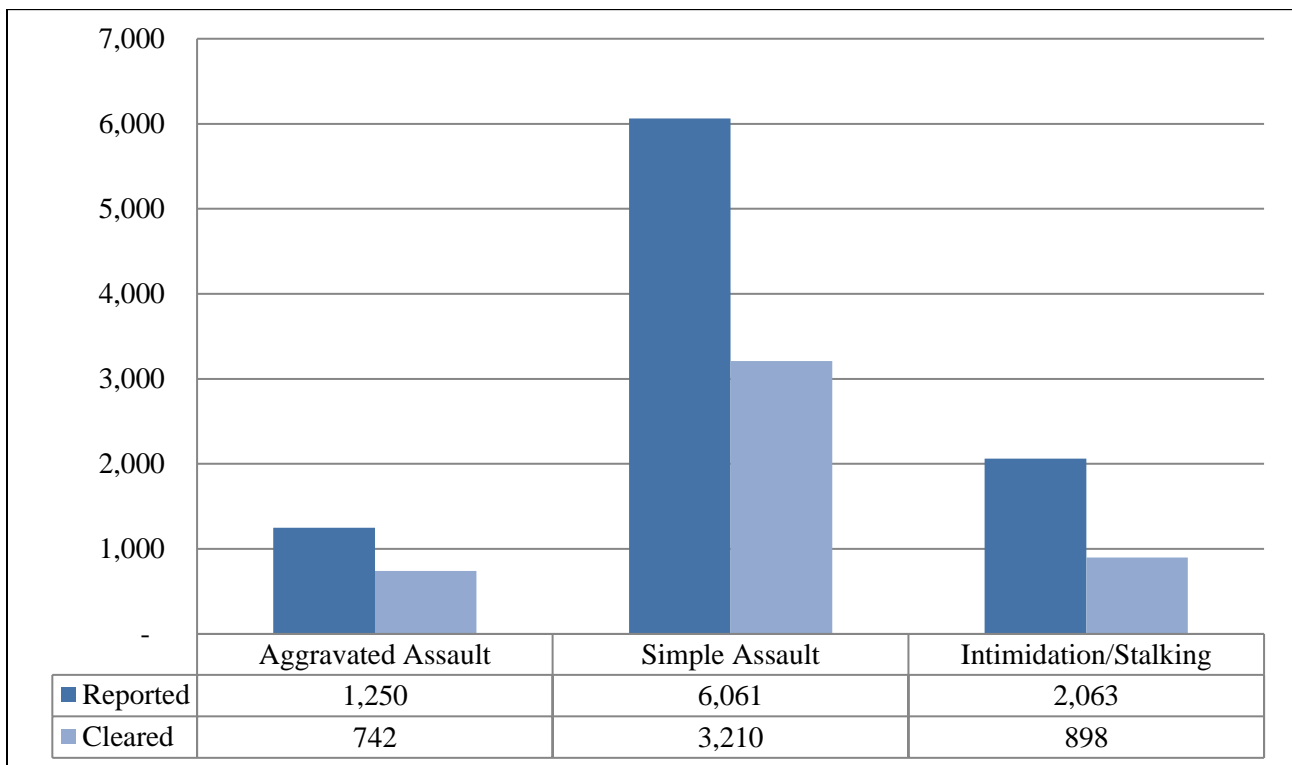


Crimes Against Persons Homicides & Kidnapping

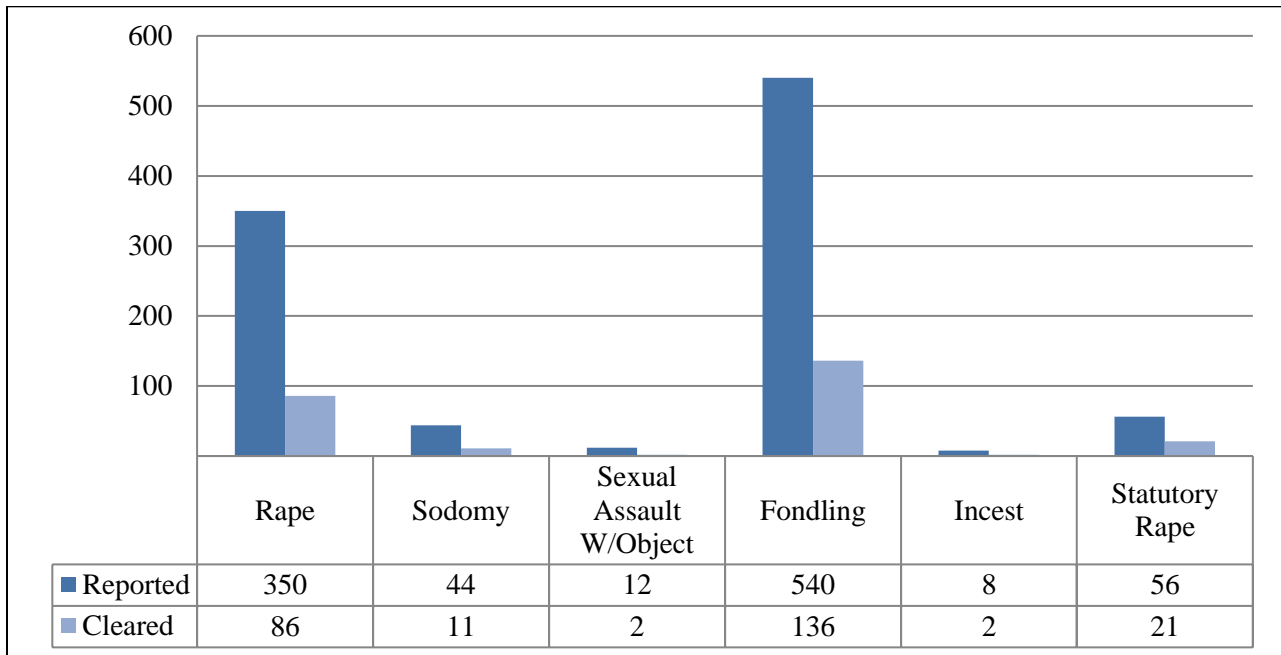


* For a full report see Homicide in ND, 2019.


Crimes Against Persons Assault Offenses



Crimes Against Persons Sex Offenses



Crimes Against Persons Weapon Type, 2019



*Up to 3 weapon types may be selected for each incident.

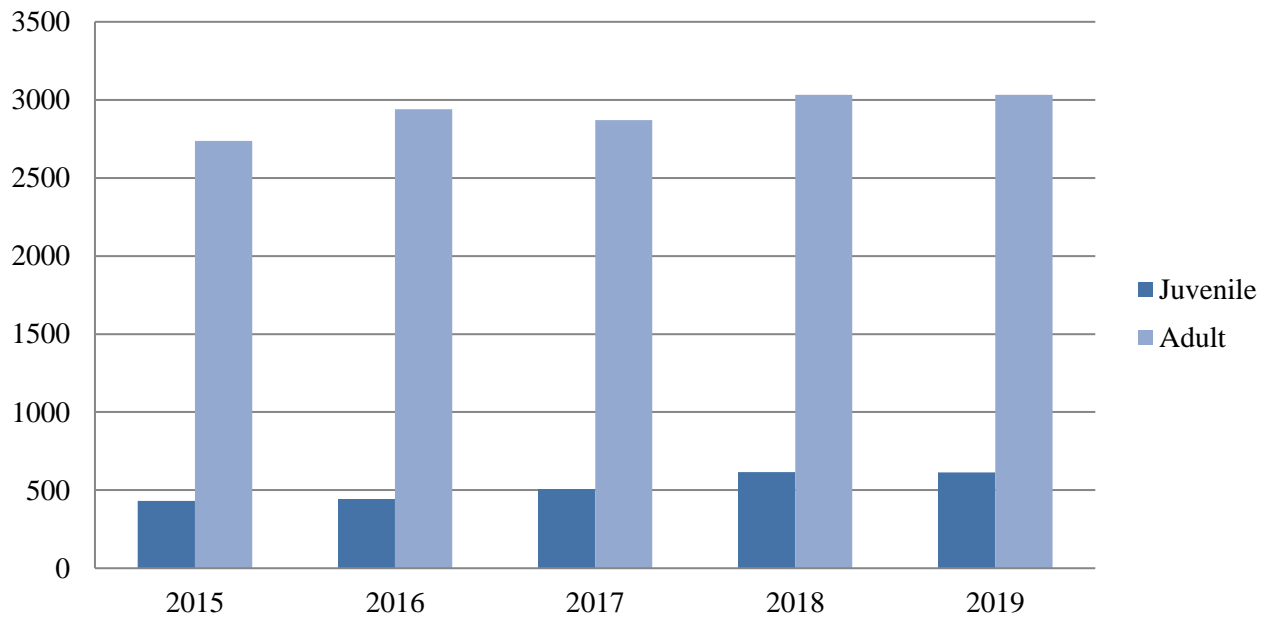
Victim Relationships 2019

Victim to Offender Relationship	Total # of Victims	% of Total Victims
Boyfriend/Girlfriend	2,031	19.4%
Acquaintance	1,798	17.2
Otherwise Known	1,305	12.5
Victim was Offender	923	8.8
Spouse	748	7.2
Stranger	743	7.1
Former Boyfriend/Girlfriend	691	6.6
Child	533	5.1
Friend	470	4.5
Parent	419	4.0
Sibling	366	3.5
On-duty Peace Officer	349	3.3
Unknown	322	3.1
Other Family Member	245	2.4
Neighbor	167	1.6
Ex-Spouse	105	1.0
Homosexual Relationship	84	0.8
Stepchild	77	0.7
Child of Boyfriend/Girlfriend	74	0.7
Stepparent	58	0.6
In-Law	49	0.5
Employer	40	0.4
Grandchild	33	0.3
Employee	31	0.3
Stepsibling	22	0.2
Babysittee (the baby/child)	21	0.2
Grandparent	20	0.2

Arrests for Crimes Against Persons 2015-2019

Year	Juvenile	Adult	Total
2015	431	2,738	3,169
2016	443	2,940	3,383
2017	507	2,871	3,378
2018	616	3,032	3,648
2019	614	3,033	3,647

Arrests for Crimes Against Persons By Age Group 2015-2019



Crimes Against Property

Crimes Against Property includes the offenses of Burglary, Robbery, Fraud, Destruction/Damage/Vandalism, Larceny/Theft, Motor Vehicle Theft, Arson, Counterfeit/Forgery, Embezzlement, Extortion/Blackmail, Bribery and Stolen Property Offense.

In 2019, the total number of property crimes reported was 23,868. This is an increase of 0.1 percent from the 2018 total of 23,854.

Crimes Against Property accounted for 49.9 percent of the Group A offenses reported in North Dakota. The property crime rate decreased 0.2 percent from 3138.4 per 100,000 population in 2018, to 3132.0 per 100,000 in 2019.

More than \$38.8 million worth of property was reported stolen in 2019, with 33 percent of that amount reported as recovered by law enforcement officials.

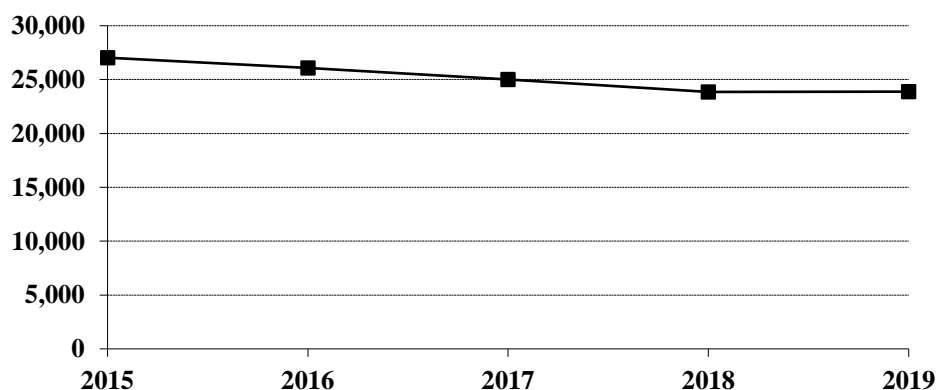
More than 23 percent of property crimes were cleared by arrest or exceptional means in 2019.

A total of 4,698 arrests was reported for property crimes. Of those, 16.8 percent were arrests of juveniles.

Crimes Against Property Summary

Year	Population	Property Offenses	% Change in Number from Previous Year	Rate per 100,000 Population	% Change in Rate from Previous Year	Percent Cleared
2015	756,927	27,032	14.0%	3571.3	11.4%	21.5%
2016	757,952	26,082	-3.5	3441.1	-3.6	22.2
2017	755,393	25,012	-4.1	3311.1	-3.8	23.6
2018	760,077	23,854	-4.6	3138.4	-5.2	23.2
2019	762,062	23,868	0.1	3132.0	-0.2	23.6

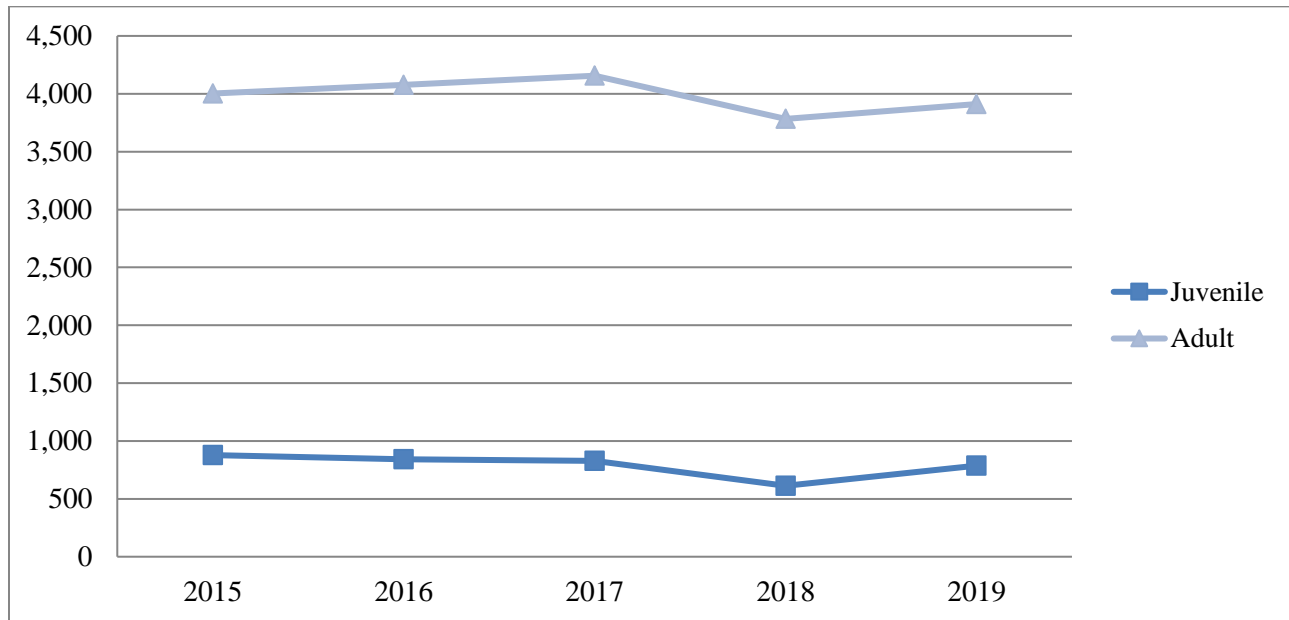
Crimes Against Property Totals, 2015-2019



Arrests for Crimes Against Property, 2015-2019

Year	Juvenile	Adult	Total
2015	878	4,001	4,879
2016	841	4,077	4,918
2017	829	4,156	4,985
2018	613	3,783	4,396
2019	788	3,910	4,698

Arrests for Crimes Against Property 2015-2019



Stolen Property Loss Due to Property Crime Offenses, 2015-2019

Year	Population	Total Stolen Property Loss	% Change from Previous Year	Property Loss per Capita	Percent Recovered
2015	756,927	\$44,607,207	15.5%	\$58.93	33.9%
2016	757,952	40,167,740	-9.9	53.00	31.5
2017	755,393	37,265,230	-7.2	49.33	33.8
2018	760,077	39,393,532	5.7	51.83	33.2
2019	762,062	38,826,085	-1.4	50.95	33.0

Crimes Against Society

Crimes Against Society includes the offenses of Drug/Narcotic Violations, Drug Equipment Violations, Prostitution Offenses, Weapon Violations, Gambling Offenses and Pornography/Obscene Material.

In 2019, the total number of Crimes Against Society reported was 13,464. This is a decrease of 4 percent from the 2018 total of 14,024.

Crimes Against Society accounted for 28.1 percent of the Group A offenses reported in North Dakota. The Crimes Against Society rate decreased 4.2 percent from 1845.1 per 100,000 population in 2018, to 1766.8 per 100,000 in 2019.

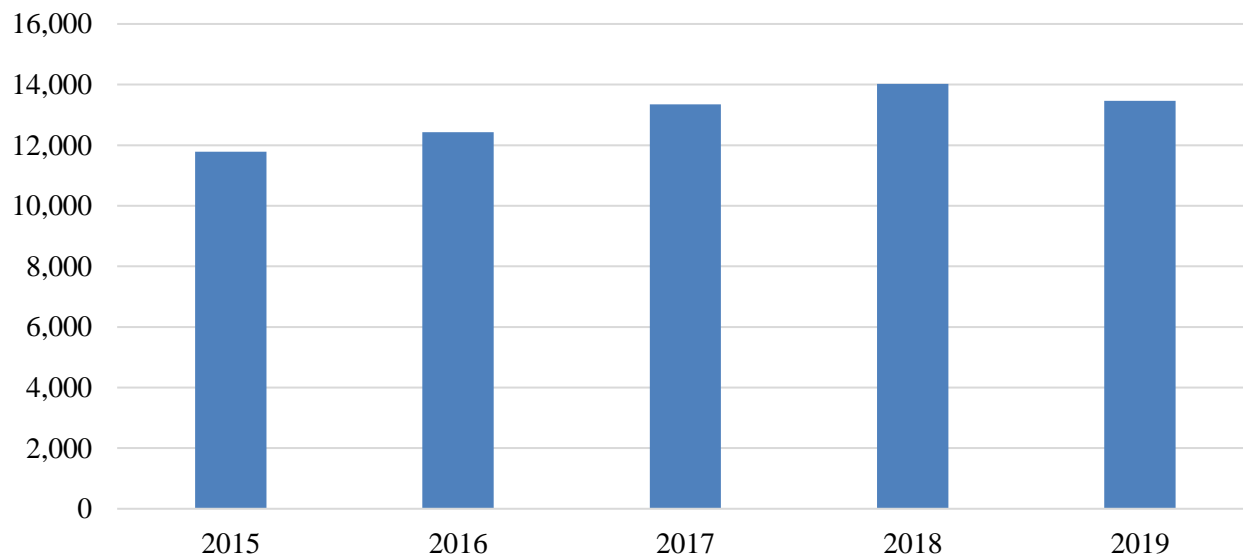
More than 83 percent of Crimes Against Society were cleared by arrest or exceptional means in 2019.

A total of 7,942 arrests were reported for Crimes Against Society. Of those, 6.2 percent were arrests of juveniles.

Crimes Against Society Summary

Year	Population	Crimes Against Society Offenses	% Change in Number from Previous Year	Rate per 100,000 Population	% Change in Rate from Previous Year	Percent Cleared
2015	756,927	11,787	11.1%	1557.2	8.5%	84.5%
2016	757,952	12,427	5.4	1639.5	5.4	83.2
2017	755,393	13,346	7.4	1766.8	7.8	84.4
2018	760,077	14,024	5.1	1845.1	4.4	84.9
2019	762,062	13,464	-4.0	1766.8	-4.2	83.4

Crimes Against Society, 2015-2019



**Crimes Against Society
By Offense Type
2015-2019**

Offense Type	2015	2016	2017	2018	2019
Animal Cruelty		7	45	82	100
Drug/Narcotic Violations	5,648	6,086	6,453	6,884	6,444
Drug Equipment Violations	5,120	5,467	5,971	6,250	6,087
Betting/Wagering					
Operating/Promoting Gambling	2	2	3		1
Gambling Equipment Violations					1
Sports Tampering					
Pornography/Obscene Material	124	107	172	139	178
Prostitution	87	51	20	5	14
Prostitution Assisting/Promoting	34	12	4	6	13
Purchasing Prostitution		14	45	12	17
Weapon Law Violations	772	681	633	646	609

**Crimes Against Society
Arrest By Gender 2015-2019**

Year	Female	Male	Total
2015	1,794	5,150	6,944
2016	1,976	5,454	7,430
2017	2,363	5,739	8,102
2018	2,583	5,936	8,519
2019	2,418	5,524	7,942

**Crimes Against Society
Arrest By Age Group 2015-2019**

Year	Juvenile	Adult	Total
2015	572	6,372	6,944
2016	608	6,822	7,430
2017	658	7,444	8,102
2018	605	7,914	8,519
2019	492	7,450	7,942

Group B Offenses

Group B arrests include the offenses of Bad Checks, Curfew/Loitering/Vagrancy, Disorderly Conduct, Driving Under the Influence (DUI), Non-Violent Family Offenses, Liquor Law Violations, Peeping Tom, and Trespassing.

In 2019, the total number of Group B arrests reported was 16,202. This is a decrease of 1.8 percent from the 2018 total of 16,493.

Group B arrests accounted for 49.9 percent of all arrests reported in North Dakota.

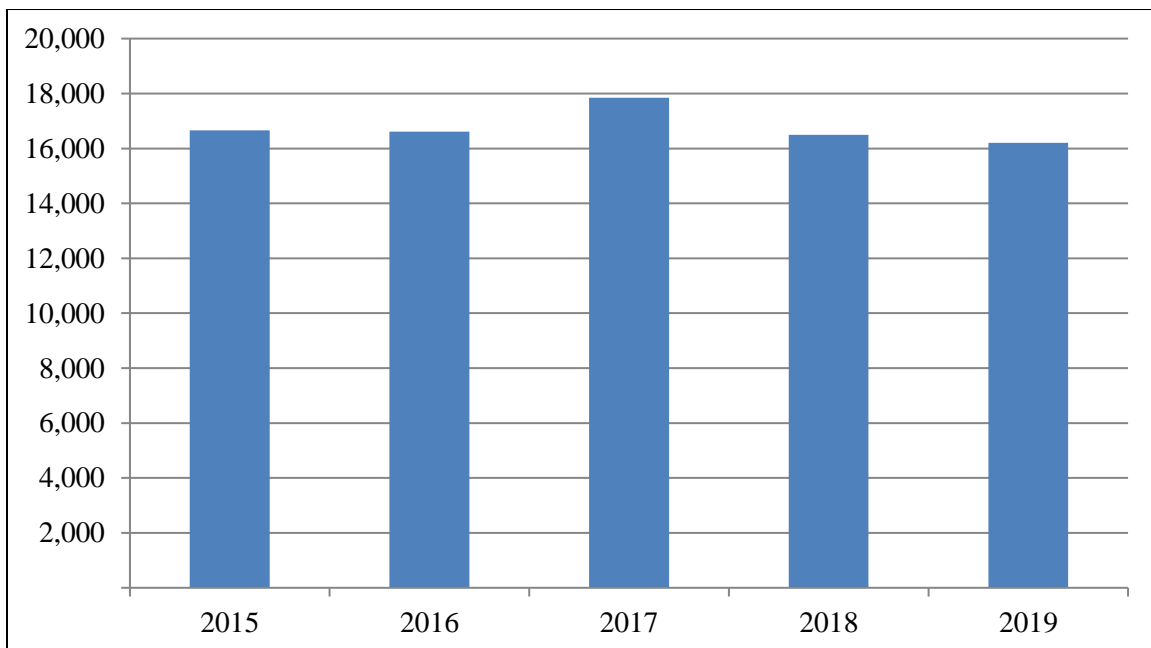
More than 71 percent of the total Group B arrests were of male in 2019.

In 2019, juvenile arrests accounted for 13.9 percent of Group B arrests.

Group B Arrests Summary

Year	Population	Group B Offenses	% Change in Number from Previous Year	Rate per 100,000 Population	% Change in Rate from Previous Year
2015	756,927	16,656	-0.9%	2200.5	-3.2%
2016	757,952	16,614	-0.3	2192.0	-0.4
2017	755,393	17,844	7.4	2362.2	7.8
2018	760,077	16,493	-7.6	2169.9	-8.1
2019	762,062	16,202	-1.8	2126.1	-2.0

Group B Arrests Summary 2015-2019



**Group B Arrests
By Offense Type
2015-2019**

Offense Type	2015	2016	2017	2018	2019
Bad Checks	94	43	45	43	68
Curfew/Loitering/Vagrancy	104	114	107	110	70
Disorderly Conduct	1,800	1,743	1,833	1,590	1,738
DUI	6,229	5,406	5,597	5,148	4,828
Family-Non Violent	243	243	295	357	448
Liquor Law Violations	3,125	2,898	2,893	2,629	2,473
Peeping Tom	4	5	3	2	1
Trespass	642	999	965	912	1,026
All Other Offenses	4,415	5,163	6,106	5,702	5,550

**Group B Arrests
By Gender 2015-2019**

Year	Female	Male	Total
2015	4,155	12,501	16,656
2016	4,572	12,042	16,614
2017	5,274	12,570	17,844
2018	4,588	11,905	16,493
2019	4,593	11,609	16,202

**Group B Arrests
By Age Group 2015-2019**

Year	Juvenile	Adult	Total
2015	1,915	14,741	16,656
2016	1,818	14,796	16,614
2017	2,362	15,482	17,844
2018	2,175	14,318	16,493
2019	2,258	13,944	16,202

ARREST ANALYSIS

Arrests in 2019

Although primarily an indication of law enforcement activity, the number of arrests reported does provide a limited profile of the perpetrators of crime, especially for those crimes that have high clearance rates. Differing arrest practices, policies, and enforcement emphasis among agencies influence the volume of arrests for various offenses, particularly those against public order such as vagrancy, disorderly conduct, and related violations. However, arrests for serious crimes, e.g., robbery or burglary, are more likely to be uniform throughout all jurisdictions across the state.

The NIBRS program requires that an arrest be counted for each separate occasion an individual is taken into custody. Although several charges may be lodged against a person at the time of the arrest, only one arrest is counted for each time the person is taken into custody.

North Dakota law enforcement agencies reported 32,489 arrests in 2019. A total of 33,056 arrests was reported in 2018.

In 2019, over 12 percent of total arrests were arrests of juveniles. Seventy percent of the total was arrests of males.

The total of 7,301 reported arrests for DUI and liquor law violations represents 22.5 percent of the total arrests reported in the state of North Dakota in 2019. Arrests for DUI decreased from 5,148 in 2018 to 4,828 in 2019. Liquor law violation arrests decreased 5.9 percent from 2,629 in 2018 to 2,473 reported in 2019.

More than 69 percent of total arrests were white; over 16 percent were Native American.

These statistics are provided by local law enforcement agencies that contribute to the North Dakota IBR program. When available, only homicide arrest figures for reservations in the state are included in these totals. Tribal law enforcement agencies do not participate in the ND IBR program.

**Annual Comparison of Reported Arrests,
2018-2019**

Number of Arrestees	2018	2019	% Change
Crimes Against Persons			
Murder	12	21	75.0%
Negligent Manslaughter	2	3	50.0
Kidnapping/Abduction	35	25	-28.6
Rape	39	54	38.5
Sodomy	7	7	0.0
Fondling	53	72	35.8
Sexual Assault w/Object	1	1	0.0
Incest	2	2	0.0
Statutory Rape	28	19	-32.1
Aggravated Assault	606	615	1.5
Simple Assault	2,360	2,345	-0.6
Intimidation	461	451	-2.2
Stalking	40	32	-20.0
Commercial Sex Acts	2		-100.0
Involuntary Servitude			
Crimes Against Property			
Arson	9	21	133.3
Bribery	2	2	0.0
Burglary	256	310	21.1
Counterfeiting/Forgery	141	161	14.2
Destruction/Damage/Vandalism	442	501	13.3
Embezzlement	34	49	44.1
Extortion/Blackmail			
False Pretenses	227	271	19.4
Credit Card/ATM Fraud	25	37	48.0
Impersonation	32	64	100.0
Welfare Fraud			
Wire Fraud	1		-100.0
Identity Theft	40	55	37.5
Hacking / Computer Invasion			
Motor Vehicle Theft	216	235	8.8
Robbery	63	63	0.0
Stolen Property Offenses	277	305	10.1
Pocket-picking			
Purse-snatching		1	
Shoplifting	1,634	1,659	1.5
Theft From Building	133	122	-8.3
Theft From Coin Machine	4	2	-50.0
Theft From Motor Vehicle	103	123	19.4
Theft of Motor Vehicle Parts	1	2	100.0
All Other Larceny/Theft	756	715	-5.4

**Annual Comparison of Reported Arrests,
2018-2019
Continued**

Number of Arrestees	2018	2019	% Change
Crimes Against Society			
Animal Cruelty	13	22	69.2%
Drug/Narcotic Violations	5,455	5,009	-8.2
Drug Equipment Violations	2,675	2,547	-4.8
Betting/Wagering			
Gambling Equipment Violations			
Operating/Promoting Gambling	1	2	100.0
Sports Tampering			
Pornography/Obscene Material	23	38	65.2
Prostitution	7	14	100.0
Prostitution - Assisting/Promoting	2	5	150.0
Purchasing Prostitution	2		-100.0
Weapon Law Violations	341	305	-10.6
Group B Offenses			
Bad Checks	43	68	58.1
Curfew/Loitering/Vagrancy	110	70	-36.4
Disorderly Conduct	1,590	1,738	9.3
Driving Under the Influence	5,148	4,828	-6.2
Family-Non Violent	357	448	25.5
Liquor Law Violations	2,629	2,473	-5.9
Peeping Tom	2	1	-50.0
Trespass	912	1,026	12.5
All Other Offenses	5,702	5,550	-2.7
Total Arrests	33,056	32,489	-1.7

Juvenile and Adult Arrests, 2019

Number of Arrestees	Juvenile	Adult	Total
Crimes Against Persons			
Murder	2	19	21
Negligent Manslaughter		3	3
Kidnapping/Abduction	1	24	25
Rape	4	50	54
Sodomy	2	5	7
Fondling	30	42	72
Sexual Assault w/Object		1	1
Incest		2	2
Statutory Rape	1	18	19
Aggravated Assault	51	564	615
Simple Assault	441	1,904	2,345
Intimidation	78	373	451
Stalking	4	28	32
Commercial Sex Acts			
Involuntary Servitude			
Crimes Against Property			
Arson	8	13	21
Bribery		2	2
Burglary	69	241	310
Counterfeiting/Forgery	4	157	161
Destruction/Damage/Vandalism	183	318	501
Embezzlement	5	44	49
Extortion/Blackmail			
False Pretenses	5	266	271
Credit Card/ATM Fraud	6	31	37
Impersonation	1	63	64
Welfare Fraud			
Wire Fraud			
Identity Theft	2	53	55
Hacking / Computer Invasion			
Motor Vehicle Theft	59	176	235
Robbery	7	56	63
Stolen Property Offenses	16	289	305
Pocket-picking			
Purse-snatching		1	1
Shoplifting	237	1,422	1,659
Theft From Building	27	95	122
Theft From Coin Machine	1	1	2
Theft From Motor Vehicle	30	93	123
Theft of Motor Vehicle Parts		2	2
All Other Larceny/Theft	128	587	715

**Juvenile and Adult Arrests
By Offense, 2019
Continued**

Number of Arrestees	Juvenile	Adult	Total
Crimes Against Society			
Animal Cruelty		22	22
Drug/Narcotic Violations	332	4,677	5,009
Drug Equipment Violations	124	2,423	2,547
Betting/Wagering			
Gambling Equipment Violations			
Operating/Promoting Gambling		2	2
Sports Tampering			
Pornography/Obscene Material	14	24	38
Prostitution		14	14
Prostitution - Assisting/Promoting		5	5
Purchasing Prostitution			
Weapon Law Violations	22	283	305
Group B Offenses			
Bad Checks		68	68
Curfew/Loitering/Vagrancy	69	1	70
Disorderly Conduct	740	998	1,738
Driving Under the Influence	23	4,805	4,828
Family-Non Violent	299	149	448
Liquor Law Violations	410	2,063	2,473
Peeping Tom		1	1
Trespass	37	989	1,026
All Other Offenses	680	4,870	5,550
Total Arrests	4,152	28,337	32,489

Arrests by Gender, 2019

Number of Arrestees	Female	Male	Total
Crimes Against Persons			
Murder	2	19	21
Negligent Manslaughter		3	3
Kidnapping/Abduction	2	23	25
Rape		54	54
Sodomy		7	7
Fondling	3	69	72
Sexual Assault w/Object		1	1
Incest		2	2
Statutory Rape		19	19
Aggravated Assault	100	515	615
Simple Assault	807	1,538	2,345
Intimidation	67	384	451
Stalking	11	21	32
Commercial Sex Acts			
Involuntary Servitude			
Crimes Against Property			
Arson	4	17	21
Bribery	2		2
Burglary	59	251	310
Counterfeiting/Forgery	57	104	161
Destruction/Damage/Vandalism	86	415	501
Embezzlement	23	26	49
Extortion/Blackmail			
False Pretenses	64	207	271
Credit Card/ATM Fraud	16	21	37
Impersonation	29	35	64
Welfare Fraud			
Wire Fraud			
Identity Theft	26	29	55
Hacking / Computer Invasion			
Motor Vehicle Theft	56	179	235
Robbery	10	53	63
Stolen Property Offenses	72	233	305
Pocket-picking			
Purse-snatching		1	1
Shoplifting	811	848	1,659
Theft From Building	49	73	122
Theft From Coin Machine	1	1	2
Theft From Motor Vehicle	21	102	123
Theft of Motor Vehicle Parts		2	2
All Other Larceny/Theft	247	468	715

Arrests by Gender, 2019
Continued

Number of Arrestees	Female	Male	Total
Crimes Against Society			
Animal Cruelty	11	11	22
Drug/Narcotic Violations	1,539	3,470	5,009
Drug Equipment Violations	824	1,723	2,547
Betting/Wagering			
Gambling Equipment Violations			
Operating/Promoting Gambling		2	2
Sports Tampering			
Pornography/Obscene Material	8	30	38
Prostitution	2	12	14
Prostitution - Assisting/Promoting	2	3	5
Purchasing Prostitution			
Weapon Law Violations	32	273	305
Group B Offenses			
Bad Checks	27	41	68
Curfew/Loitering/Vagrancy	35	35	70
Disorderly Conduct	508	1,230	1,738
Driving Under the Influence	1,101	3,727	4,828
Family-Non Violent	223	225	448
Liquor Law Violations	856	1,617	2,473
Peeping Tom		1	1
Trespass	243	783	1,026
All Other Offenses	1,600	3,950	5,550
Total Arrests	9,636	22,853	32,489

Arrests by Race, 2019

Number of Arrestees	White	African American	Amer. Indian/ Alaskan Native	Asian/ Pacific Islander	Unknown	Total
Crimes Against Persons						
Murder	10	5	5	1		21
Negligent Manslaughter	3					3
Kidnapping/Abduction	16	4	4		1	25
Rape	34	8	7	4	1	54
Sodomy	6	1				7
Fondling	47	10	13	2		72
Sexual Assault w/Object		1				1
Incest	2					2
Statutory Rape	15		3	1		19
Aggravated Assault	383	120	95	7	10	615
Simple Assault	1,556	332	398	24	35	2,345
Intimidation	292	79	57	8	15	451
Stalking	20	5	5		2	32
Commercial Sex Acts						
Involuntary Servitude						
Crimes Against Property						
Arson	16	3	2			21
Bribery	2					2
Burglary	214	38	53		5	310
Counterfeiting/Forgery	100	28	27	1	5	161
Destruction/Damage/Vandalism	346	52	85	2	16	501
Embezzlement	38	4	6		1	49
Extortion/Blackmail						
False Pretenses	171	35	55	4	6	271
Credit Card/ATM Fraud	20	6	8		3	37
Impersonation	44	14	5		1	64
Welfare Fraud						
Wire Fraud						
Identity Theft	39	8	8			55
Hacking / Computer Invasion						
Motor Vehicle Theft	155	25	51	1	3	235
Robbery	27	14	22			63
Stolen Property Offenses	202	34	63		6	305
Pocket-picking						
Purse-snatching		1				1
Shoplifting	1,091	171	376	5	16	1,659
Theft From Building	83	15	23		1	122
Theft From Coin Machine	2					2
Theft From Motor Vehicle	82	20	19	1	1	123
Theft of Motor Vehicle Parts	1		1			2
All Other Larceny/Theft	468	112	111	7	17	715

Arrests by Race, 2019
Continued

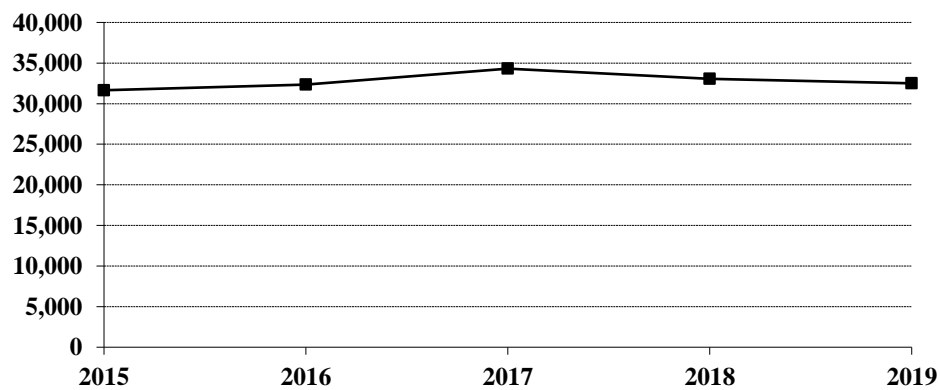
Number of Arrestees	White	African American	Amer. Indian/ Alaskan Native	Asian/ Pacific Islander	Unknown	Total
Crimes Against Society						
Animal Cruelty	14	2	4	1	1	22
Drug/Narcotic Violations	3,351	708	824	27	99	5,009
Drug Equipment Violations	1,800	193	488	12	54	2,547
Betting/Wagering						
Gambling Equipment Violations						
Operating/Promoting Gambling	2					2
Sports Tampering						
Pornography/Obscene Material	27	6	5			38
Prostitution	9	2	1	1	1	14
Prostitution - Assisting/Promoting	4			1		5
Purchasing Prostitution						
Weapon Law Violations	203	52	39	3	8	305
Group B Offenses						
Bad Checks	53		6		9	68
Curfew/Loitering/Vagrancy	57	5	5	1	2	70
Disorderly Conduct	1,141	228	321	19	29	1,738
Driving Under the Influence	3,855	369	399	46	159	4,828
Family-Non Violent	290	41	98	3	16	448
Liquor Law Violations	1,890	136	377	10	60	2,473
Peeping Tom			1			1
Trespass	498	144	379	1	4	1,026
All Other Offenses	3,755	757	931	32	75	5,550
Total Arrests	22,434	3,788	5,380	225	662	32,489

Arrests 2015-2019

Arrest Summary

Year	Population	Arrest Total	% Change from Previous Year	Rate per 100,000 Pop.
2015	756,927	31,648	4.1%	4181.1
2016	757,952	32,345	2.2	4267.4
2017	755,393	34,309	6.1	4541.9
2018	760,077	33,056	-3.7	4349.0
2019	762,062	32,489	-1.7	4263.3

Arrest Totals, 2015-2019



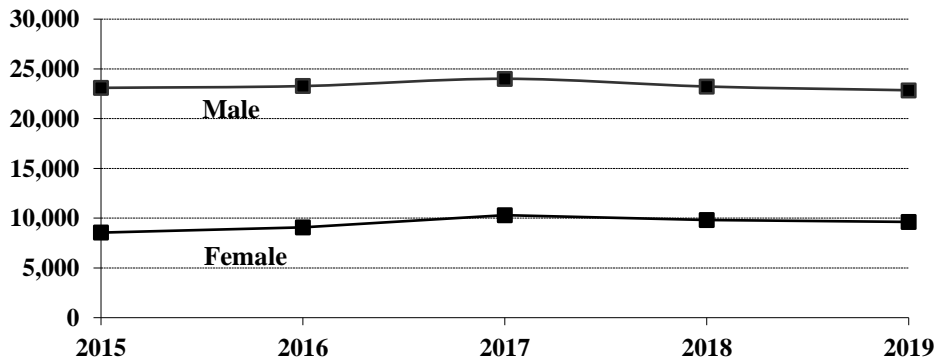
Arrests By Age Group 2015-2019

Age Group	2015	2016	2017	2018	2019
Under 10	89	74	72	71	39
10 - 17	3,707	3,636	4,284	3,938	4,113
18 - 24	9,447	9,193	9,286	8,316	7,352
25 - 34	9,207	9,887	10,595	10,384	10,215
35 - 44	4,751	4,986	5,429	5,776	6,005
45 - 54	3,121	3,072	3,029	2,932	3,013
55 - 64	1,103	1,243	1,381	1,344	1,455
65 and over	223	254	233	295	297

Arrests By Gender, 2015-2019

Year	Male	% of Total	Female	% of Total	Total
2015	23,098	73.0%	8,550	27.0%	31,648
2016	23,275	72.0	9,070	28.0	32,345
2017	24,007	70.0	10,302	30.0	34,309
2018	23,229	70.3	9,827	29.7	33,056
2019	22,853	70.3	9,636	29.7	32,489

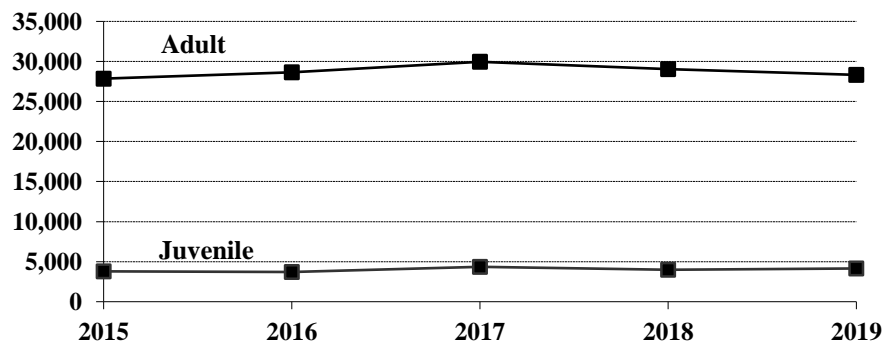
Arrests By Gender, 2015-2019



Juvenile and Adult Arrests 2015-2019

Year	Juvenile	Percent of Total	Adult	Percent of Total	Total
2015	3,796	12.0%	27,852	88.0%	31,648
2016	3,710	11.5	28,635	88.5	32,345
2017	4,356	12.7	29,953	87.3	34,309
2018	4,009	12.1	29,047	87.9	33,056
2019	4,152	12.8	28,337	87.2	32,489

Juvenile and Adult Arrests 2015-2019



Arrests by Offense, 2015-2019

Number of Arrestees	2015	2016	2017	2018	2019
Crimes Against Persons					
Murder	15	15	9	12	21
Negligent Manslaughter	4	3	2	2	3
Kidnapping/Abduction	22	25	19	35	25
Rape	35	31	48	39	54
Sodomy	4	9	4	7	7
Fondling	52	60	77	53	72
Sexual Assault w/Object	4	1	1	1	1
Incest	4	1	4	2	2
Statutory Rape	49	18	24	28	19
Aggravated Assault	505	526	575	606	615
Simple Assault	2,146	2,300	2,220	2,360	2,345
Intimidation	320	373	371	461	451
Stalking	9	20	23	40	32
Commercial Sex Acts		1	1	2	
Involuntary Servitude					
Crimes Against Property					
Arson	16	154	14	9	21
Bribery		1		2	2
Burglary	282	272	316	256	310
Counterfeiting/Forgery	125	123	143	141	161
Destruction/Damage/Vandalism	476	504	463	442	501
Embezzlement	47	59	53	34	49
Extortion/Blackmail	1				
False Pretenses	169	221	229	227	271
Credit Card/ATM Fraud	31	25	30	25	37
Impersonation	38	48	66	32	64
Welfare Fraud		1			
Wire Fraud		2	1	1	
Identity Theft		11	37	40	55
Hacking / Computer Invasion					
Motor Vehicle Theft	224	221	206	216	235
Robbery	44	76	68	63	63
Stolen Property Offenses	290	313	285	277	305
Pocket-picking	3				
Purse-snatching			1		1
Shoplifting	2,162	1,905	2,010	1,634	1,659
Theft From Building	136	136	127	133	122
Theft From Coin Machine		3		4	2
Theft From Motor Vehicle	122	128	108	103	123
Theft of Motor Vehicle Parts	2	9	3	1	2
All Other Larceny/Theft	711	706	825	756	715

Arrests by Offense, 2015-2019
Continued

Number of Arrestees	2015	2016	2017	2018	2019
Crimes Against Society					
Animal Cruelty		3	10	13	22
Drug/Narcotic Violations	4,382	4,866	5,078	5,455	5,009
Drug Equipment Violations	2,080	2,179	2,646	2,675	2,547
Betting/Wagering					
Gambling Equipment Violations					
Operating/Promoting Gambling	3		1	1	2
Sports Tampering					
Pornography/Obscene Material	27	24	32	23	38
Prostitution	27	6	21	7	14
Prostitution - Assisting/Promoting	20	1		2	5
Purchasing Prostitution		13	17	2	
Weapon Law Violations	405	338	297	341	305
Group B Offenses					
Bad Checks	94	43	45	43	68
Curfew/Loitering/Vagrancy	104	114	107	110	70
Disorderly Conduct	1,800	1,743	1,833	1,590	1,738
Driving Under the Influence	6,229	5,406	5,597	5,148	4,828
Family-Non Violent	243	243	295	357	448
Liquor Law Violations	3,125	2,898	2,893	2,629	2,473
Peeping Tom	4	5	3	2	1
Trespass	642	999	965	912	1,026
All Other Offenses	4,415	5,163	6,106	5,702	5,550
Total Arrests	31,648	32,345	34,309	33,056	32,489

Juvenile Arrests by Offense, 2015-2019

Number of Arrestees	2015	2016	2017	2018	2019
Crimes Against Persons					
Murder					2
Negligent Manslaughter					
Kidnapping/Abduction				5	1
Rape	7	2	10	14	4
Sodomy	4	4	2	4	2
Fondling	12	19	33	21	30
Sexual Assault w/Object				1	
Incest	1	1	1	1	
Statutory Rape	6	2	5	8	1
Aggravated Assault	40	37	40	63	51
Simple Assault	322	324	349	406	441
Intimidation	39	53	64	90	78
Stalking		1	3	3	4
Commercial Sex Acts					
Involuntary Servitude					
Crimes Against Property					
Arson	4	7	4	2	8
Bribery					
Burglary	47	25	50	44	69
Counterfeiting/Forgery	2	3	5	4	4
Destruction/Damage/Vandalism	137	156	143	122	183
Embezzlement	4	8	7	2	5
Extortion/Blackmail					
False Pretenses	5	2	5	4	5
Credit Card/ATM Fraud	5	1	4	6	6
Impersonation	5	4	3	8	1
Welfare Fraud					
Wire Fraud					
Identity Theft			4	2	2
Hacking / Computer Invasion					
Motor Vehicle Theft	36	48	46	51	59
Robbery	9	6	8	9	7
Stolen Property Offenses	28	43	23	21	16
Pocket-picking					
Purse-snatching					
Shoplifting	428	339	350	189	237
Theft From Building	28	28	19	25	27
Theft From Coin Machine				1	1
Theft From Motor Vehicle	26	30	23	11	30
Theft of Motor Vehicle Parts					
All Other Larceny/Theft	114	141	135	112	128

Juvenile Arrests by Offense, 2015-2019
Continued

Number of Arrestees	2015	2016	2017	2018	2019
Crimes Against Society					
Animal Cruelty				1	
Drug/Narcotic Violations	372	425	439	430	332
Drug Equipment Violations	166	150	173	143	124
Betting/Wagering					
Gambling Equipment Violations					
Operating/Promoting Gambling					
Sports Tampering					
Pornography/Obscene Material	8	11	14	8	14
Prostitution			2		
Prostitution - Assisting/Promoting	1				
Purchasing Prostitution					
Weapon Law Violations	25	22	30	23	22
Group B Offenses					
Bad Checks	1				
Curfew/Loitering/Vagrancy	104	109	106	106	69
Disorderly Conduct	703	644	658	644	740
Driving Under the Influence	40	23	24	41	23
Family-Non Violent	127	128	163	244	299
Liquor Law Violations	478	467	478	385	410
Peeping Tom	1	1	1	2	
Trespass	54	42	67	24	37
All Other Offenses	407	404	865	729	680
Total Arrests	3,796	3,710	4,356	4,009	4,152

Juvenile Arrests
By Gender 2015-2019

Year	Male	% of Total	Female	% of Total	Total
2015	2,456	64.7%	1,340	35.3%	3,796
2016	2,410	65.0	1,300	35.0	3,710
2017	2,564	58.9	1,792	41.1	4,356
2018	2,466	61.5	1,543	38.5	4,009
2019	2,622	63.2	1,530	36.8	4,152

Adult Arrests by Offense, 2015-2019

Number of Arrestees	2015	2016	2017	2018	2019
Crimes Against Persons					
Murder	15	15	9	12	19
Negligent Manslaughter	4	3	2	2	3
Kidnapping/Abduction	22	25	19	30	24
Rape	28	29	38	25	50
Sodomy		5	2	3	5
Fondling	40	41	44	32	42
Sexual Assault w/Object	4	1	1		1
Incest	3		3	1	2
Statutory Rape	43	16	19	20	18
Aggravated Assault	465	489	535	543	564
Simple Assault	1,824	1,976	1,871	1,954	1,904
Intimidation	281	320	307	371	373
Stalking	9	19	20	37	28
Commercial Sex Acts		1	1	2	
Involuntary Servitude					
Crimes Against Property					
Arson	12	147	10	7	13
Bribery		1		2	2
Burglary	235	247	266	212	241
Counterfeiting/Forgery	123	120	138	137	157
Destruction/Damage/Vandalism	339	348	320	320	318
Embezzlement	43	51	46	32	44
Extortion/Blackmail	1				
False Pretenses	164	219	224	223	266
Credit Card/ATM Fraud	26	24	26	19	31
Impersonation	33	44	63	24	63
Welfare Fraud		1			
Wire Fraud		2	1	1	
Identity Theft		11	33	38	53
Hacking/Computer Invasion					
Motor Vehicle Theft	188	173	160	165	176
Robbery	35	70	60	54	56
Stolen Property Offenses	262	270	262	256	289
Pocket-picking	3				
Purse-snatching			1		1
Shoplifting	1,734	1,566	1,660	1,445	1,422
Theft From Building	108	108	108	108	95
Theft From Coin Machine		3		3	1
Theft From Motor Vehicle	96	98	85	92	93
Theft of Motor Vehicle Parts	2	9	3	1	2
All Other Larceny/Theft	597	565	690	644	587

Adult Arrests by Offense, 2015-2019
Continued

Number of Arrestees	2015	2016	2017	2018	2019
Crimes Against Society					
Animal Cruelty		3	10	12	22
Drug/Narcotic Violations	4,010	4,441	4,639	5,025	4,677
Drug Equipment Violations	1,914	2,029	2,473	2,532	2,423
Betting/Wagering					
Gambling Equipment Violations					
Operating/Promoting Gambling	3		1	1	2
Sports Tampering					
Pornography/Obscene Material	19	13	18	15	24
Prostitution	27	6	19	7	14
Prostitution - Assisting/Promoting	19	1		2	5
Purchasing Prostitution		13	17	2	
Weapon Law Violations	380	316	267	318	283
Group B Offenses					
Bad Checks	93	43	45	43	68
Curfew/Loitering/Vagrancy		5	1	4	1
Disorderly Conduct	1,097	1,099	1,175	946	998
Driving Under the Influence	6,189	5,383	5,573	5,107	4,805
Family-Non Violent	116	115	132	113	149
Liquor Law Violations	2,647	2,431	2,415	2,244	2,063
Peeping Tom	3	4	2		1
Trespass	588	957	898	888	989
All Other Offenses	4,008	4,759	5,241	4,973	4,870
Total Arrests	27,852	28,635	29,953	29,047	28,337

Adult Arrests
By Gender, 2015-2019

Year	Male	% of Total	Female	% of Total	Total
2015	20,642	74.1%	7,210	25.9%	27,852
2016	20,865	72.9	7,770	27.1	28,635
2017	21,443	71.6	8,510	28.4	29,953
2018	20,763	71.5	8,284	28.5	29,047
2019	20,231	71.4	8,106	28.6	28,337

Drug/Narcotics Violation Analysis

Drug/Narcotic Violations offenses decreased by 6.4 percent from a total of 6,884 in 2018 to 6,444 in 2019.

More than 47 percent of the drug types for 2019 involved marijuana.

Drug/Narcotic Violations arrests decreased by 8.2 percent from a total of 5,455 in 2018 to 5,009 in 2019. The arrest totals shown should not be interpreted as the number of individuals arrested for drug offenses because it is possible that some individuals may have been arrested on more than one occasion for this offense.

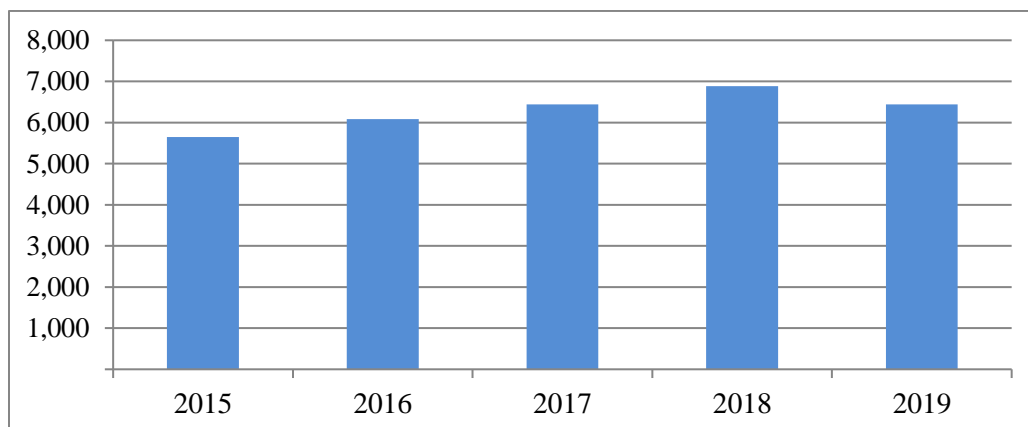
More than 69 percent of drug arrests in 2019 were arrests of males.

Juveniles (persons under the age of 18) comprised 6.6 percent of the total in 2019.

Drug/Narcotic Violations Offense Totals 2015-2019

Year	Total	% Change from Previous Year
2015	5,648	9.6%
2016	6,086	7.8
2017	6,453	6.0
2018	6,884	6.7
2019	6,444	-6.4

Drug/Narcotic Violations Offense Totals 2015-2019



**Drug Types Seized in
Drug/Narcotic Violations*
2015-2019**

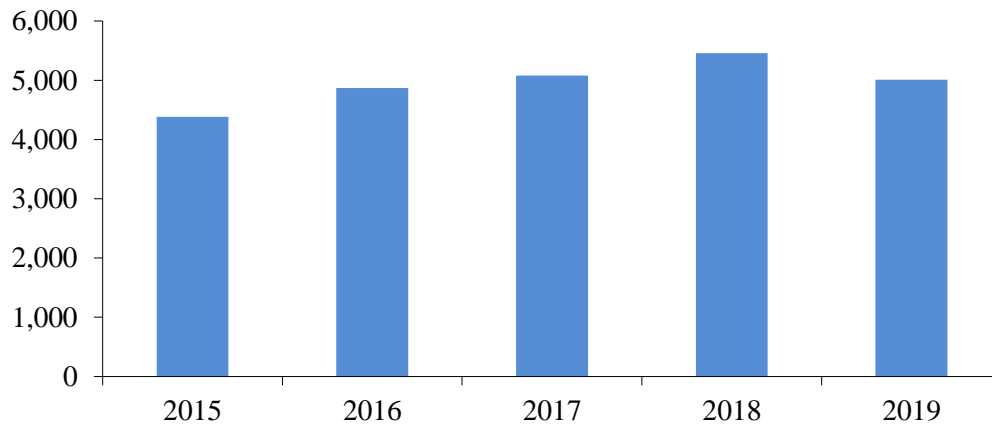
Drug Type	2015	2016	2017	2018	2019
Hashish	45	66	81	103	126
Marijuana	3,519	3,632	3,984	4,271	3,651
Crack Cocaine	14	20	15	9	16
Cocaine	100	112	142	118	110
Heroin	177	299	299	292	325
Morphine	29	32	18	14	14
Opium	34	43	46	52	29
Other Narcotics	361	361	297	249	290
Barbiturates	8	5	15	11	6
Other Depressants	78	110	126	109	81
Amphetamines/Methamphetamines	1,633	1,952	2,050	2,407	2,498
Other Stimulants	64	55	79	58	45
LSD	23	39	33	30	25
PCP	1				
Other Hallucinogens	56	52	48	79	111
Other Drugs	282	301	299	273	253
Unknown Type Drug	283	158	169	162	166

*Up to 3 drug types may be selected for each incident.

**Arrests for Drug/Narcotic Violations Offense
2015-2019**

Year	Total	% Change from Previous Year
2015	4,382	9.6%
2016	4,866	11.0
2017	5,078	4.4
2018	5,455	7.4
2019	5,009	-8.2

**Arrests for Drug/Narcotic Violations Offense
2015-2019**



**Drug/Narcotic Violations Arrests
By Gender, 2015-2019**

Year	Male	Percent of Total	Female	Percent of Total	Total
2015	3,200	73.0%	1,182	27.0%	4,382
2016	3,557	73.1	1,309	26.9	4,866
2017	3,560	70.1	1,518	29.9	5,078
2018	3,774	69.2	1,681	30.8	5,455
2019	3,470	69.3	1,539	30.7	5,009

**Drug/Narcotic Violations Arrests
By Age Category, 2015-2019**

Year	Juvenile	Percent of Total	Adult	Percent of Total	Total
2015	372	8.5%	4,010	91.5%	4,382
2016	425	8.7	4,441	91.3	4,866
2017	439	8.6	4,639	91.4	5,078
2018	430	7.9	5,025	92.1	5,455
2019	332	6.6	4,677	93.4	5,009

**Drug/Narcotic Violations Arrests
By Age Group, 2015-2019**

Age Group	2015	2016	2017	2018	2019
10 - 17	372	425	439	430	332
18 - 24	1,613	1,605	1,538	1,720	1,382
25 - 34	1,358	1,577	1,773	1,784	1,735
35 - 44	611	743	768	928	922
45 - 54	312	355	373	424	419
55 - 64	105	150	171	156	197
65 and over	11	11	16	13	22

DUI Analysis

Reported DUI arrests decreased 6.2 percent from 5,148 in 2018 to 4,828 in 2019. The arrest totals should not be interpreted as the number of individuals arrested for DUI offenses because it is possible that some individuals may have been arrested on more than one occasion.

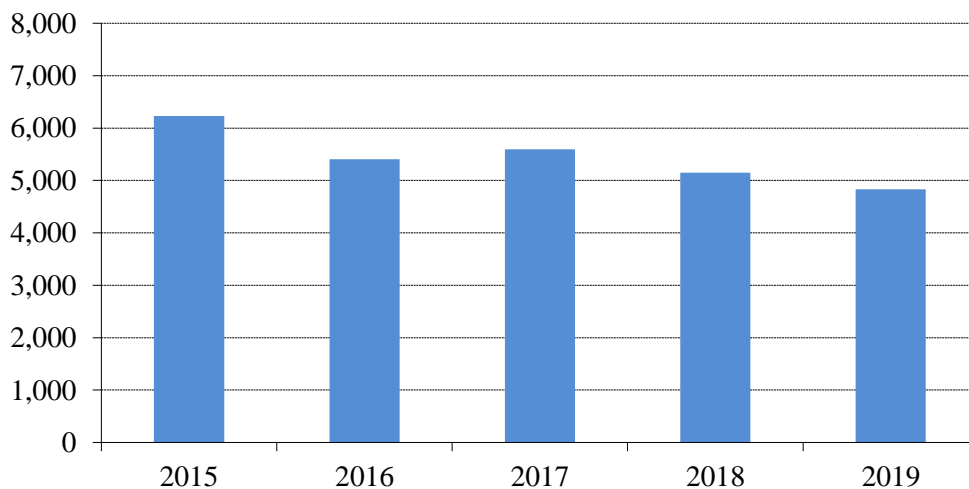
More than 77 percent of the DUI arrests in 2019 were arrests of males.

Juveniles, persons under the age of 18, made up 0.5 percent of the total in 2019.

DUI Arrests 2015-2019

Year	DUI Arrests Reported	Percent Change from Previous Year
2015	6,229	-7.1%
2016	5,406	-13.2
2017	5,597	3.5
2018	5,148	-8.0
2019	4,828	-6.2

DUI Arrests 2015-2019



**DUI Arrests
By Gender, 2015-2019**

Year	Male	Percent of Total	Female	Percent of Total	Total
2015	4,974	79.9%	1,255	20.1%	6,229
2016	4,215	78.0	1,191	22.0	5,406
2017	4,295	76.7	1,302	23.3	5,597
2018	3,902	75.8	1,246	24.2	5,148
2019	3,727	77.2	1,101	22.8	4,828

**DUI Arrests
By Age Category, 2015-2019**

Year	Juvenile	Percent of Total	Adult	Percent of Total	Total
2015	40	0.6%	6,189	99.4%	6,229
2016	23	0.4	5,383	99.6	5,406
2017	24	0.4	5,573	99.6	5,597
2018	41	0.8	5,107	99.2	5,148
2019	23	0.5	4,805	99.5	4,828

**DUI Arrests
By Age Group, 2015-2019**

Age Group	2015	2016	2017	2018	2019
10 - 17	40	23	24	41	23
18 - 24	1,438	1,203	1,242	1,078	946
25 - 34	2,095	1,920	1,982	1,796	1,696
35 - 44	1,193	1,021	1,110	1,032	1,002
45 - 54	943	784	768	698	682
55 - 64	429	374	381	394	384
65 and over	91	81	90	109	95

REPORTING SHERIFF'S OFFICES

Adams County Sheriff's Office – 2019

2019 Population Estimate	2,256	Offenses		Arrests			
Offense Overview		Group A Offenses		Reported	Cleared	Adult	Juvenile
Offense Total	35	Crimes Against Persons					
Number Cleared	14	Murder	0	0	0	0	
Percent Cleared	40.00 %	Negligent Manslaughter	0	0	0	0	
Group A Crimes per 100,000 population	1,551.4	Kidnapping/Abduction	0	0	0	0	
		Rape	1	1	0	0	
		Sodomy	0	0	0	0	
		Sexual Assault W/Object	0	0	0	0	
		Fondling	2	1	1	0	
		Incest	0	0	0	0	
		Statutory Rape	0	0	0	0	
		Aggravated Assault	1	1	1	0	
		Simple Assault	6	3	2	0	
		Intimidation	3	1	1	0	
		Stalking	1	0	0	0	
		Commercial Sex Acts	0	0	0	0	
		Involuntary Servitude	0	0	0	0	
		Crimes Against Property					
		Arson	0	0	0	0	
		Bribery	0	0	0	0	
		Burglary	2	0	0	0	
		Counterfeiting/Forgery	0	0	0	0	
		Destruction/Damage/Vandalism	4	0	0	0	
		Embezzlement	0	0	0	0	
		Extortion/Blackmail	0	0	0	0	
		False Pretenses	0	0	0	0	
		Credit Card/ATM Fraud	0	0	0	0	
		Impersonation	0	0	0	0	
		Welfare Fraud	0	0	0	0	
		Wire Fraud	1	0	0	0	
		Identity Theft	0	0	0	0	
		Hacking/Computer Invasion	0	0	0	0	
		Motor Vehicle Theft	1	0	0	0	
		Robbery	0	0	0	0	
		Stolen Property Offenses	2	1	1	0	
		Pocket-picking	0	0	0	0	
		Purse-snatching	0	0	0	0	
		Shoplifting	1	1	0	0	
		Theft From Building	2	1	1	0	
		Theft From Coin Machine	0	0	0	0	
		Theft From Motor Vehicle	0	0	0	0	
		Theft of Motor Vehicle Parts	0	0	0	0	
		All Other Larceny	3	0	0	0	
		Crimes Against Society					
		Animal Cruelty	0	0	0	0	
		Drug/Narcotic Violations	4	3	1	0	
		Drug Equipment Violations	1	1	1	0	
		Betting/Wagering	0	0	0	0	
		Operating/Promoting Gambling	0	0	0	0	
		Gambling Equipment Violations	0	0	0	0	
		Sports Tampering	0	0	0	0	
		Pornography/Obscene Material	0	0	0	0	
		Prostitution	0	0	0	0	
		Prostitution Assisting/Promoting	0	0	0	0	
		Purchasing Prostitution	0	0	0	0	
		Weapon Law Violations	0	0	0	0	
		Total Group A Offenses	35	14	9	0	

Domestic Incident Victims		
Offense	Reported	Cleared
Murder	0	0
Aggravated Assault	1	1
Simple Assault	4	2
Intimidation	1	1
Stalking	0	0
Rape	0	0
Sodomy	0	0
Sexual Assault W/Object	0	0
Fondling	1	1
Incest	0	0
Statutory Rape	0	0
Kidnapping/Abduction	0	0
Total	7	5

Group B Arrests		
Offense	Adult	Juvenile
Bad Checks	0	0
Curfew/Loitering/Vagrancy	0	0
Disorderly Conduct	0	0
DUI	9	0
Family-Non Violent	0	0
Liquor Law Violations	0	0
Peeping Tom	0	0
Trespass	0	0
All Other Offenses	1	0
Total Group B	10	0

Barnes County Sheriff's Office - 2019

2019 Population Estimate 3,984

Offense Overview

Offense Total 69
 Number Cleared 42
 Percent Cleared 60.87 %
 Group A Crimes per 100,000 population 1,731.9

Arrest Overview

Total Arrests 94
 Adult Arrests 91
 Juvenile Arrests 3
 Unknown Age 0
 Arrests per 100,000 population 2,359.4
 Average number offenses/incident 1.25

Domestic Incident Victims		
Offense	Reported	Cleared
Murder	0	0
Aggravated Assault	0	0
Simple Assault	2	1
Intimidation	0	0
Stalking	0	0
Rape	0	0
Sodomy	0	0
Sexual Assault W/Object	0	0
Fondling	0	0
Incest	0	0
Statutory Rape	0	0
Kidnapping/Abduction	0	0
Total	2	1

Group B Arrests		
Offense	Adult	Juvenile
Bad Checks	0	0
Curfew/Loitering/Vagrancy	0	0
Disorderly Conduct	0	0
DUI	13	0
Family-Non Violent	0	0
Liquor Law Violations	15	3
Peeping Tom	0	0
Trespass	0	0
All Other Offenses	31	0
Total Group B	59	3

	Offenses		Arrests	
	Reported	Cleared	Adult	Juvenile
Group A Offenses				
Crimes Against Persons				
Murder	0	0	0	0
Negligent Manslaughter	0	0	0	0
Kidnapping/Abduction	0	0	0	0
Rape	0	0	0	0
Sodomy	0	0	0	0
Sexual Assault W/Object	0	0	0	0
Fondling	0	0	0	0
Incest	0	0	0	0
Statutory Rape	0	0	0	0
Aggravated Assault	2	0	0	0
Simple Assault	4	2	3	0
Intimidation	1	1	1	0
Stalking	0	0	0	0
Commercial Sex Acts	0	0	0	0
Involuntary Servitude	0	0	0	0
Crimes Against Property				
Arson	0	0	0	0
Bribery	0	0	0	0
Burglary	6	1	2	0
Counterfeiting/Forgery	0	0	0	0
Destruction/Damage/Vandalism	5	0	0	0
Embezzlement	0	0	0	0
Extortion/Blackmail	0	0	0	0
False Pretenses	0	0	1	0
Credit Card/ATM Fraud	0	0	0	0
Impersonation	0	0	0	0
Welfare Fraud	0	0	0	0
Wire Fraud	0	0	0	0
Identity Theft	0	0	0	0
Hacking/Computer Invasion	0	0	0	0
Motor Vehicle Theft	3	2	2	0
Robbery	0	0	0	0
Stolen Property Offenses	1	1	0	0
Pocket-picking	0	0	0	0
Purse-snatching	0	0	0	0
Shoplifting	0	0	0	0
Theft From Building	2	0	0	0
Theft From Coin Machine	0	0	0	0
Theft From Motor Vehicle	2	0	0	0
Theft of Motor Vehicle Parts	0	0	0	0
All Other Larceny	6	0	1	0
Crimes Against Society				
Animal Cruelty	0	0	0	0
Drug/Narcotic Violations	17	16	11	0
Drug Equipment Violations	19	19	11	0
Betting/Wagering	0	0	0	0
Operating/Promoting Gambling	0	0	0	0
Gambling Equipment Violations	0	0	0	0
Sports Tampering	0	0	0	0
Pornography/Obscene Material	1	0	0	0
Prostitution	0	0	0	0
Prostitution Assisting/Promoting	0	0	0	0
Purchasing Prostitution	0	0	0	0
Weapon Law Violations	0	0	0	0
Total Group A Offenses	69	42	32	0

Benson County Sheriff's Office - 2019

2019 Population Estimate 6,903

Offense Overview

Offense Total 40
 Number Cleared 9
 Percent Cleared 22.50 %
 Group A Crimes per 100,000 population 579.5

Arrest Overview

Total Arrests 22
 Adult Arrests 22
 Juvenile Arrests 0
 Unknown Age 0
 Arrests per 100,000 population 318.7
 Average number offenses/incident 1.38

Domestic Incident Victims		
Offense	Reported	Cleared
Murder	0	0
Aggravated Assault	0	0
Simple Assault	2	2
Intimidation	0	0
Stalking	0	0
Rape	0	0
Sodomy	0	0
Sexual Assault W/Object	0	0
Fondling	0	0
Incest	0	0
Statutory Rape	0	0
Kidnapping/Abduction	0	0
Total	2	2

Group B Arrests		
Offense	Adult	Juvenile
Bad Checks	0	0
Curfew/Loitering/Vagrancy	0	0
Disorderly Conduct	6	0
DUI	4	0
Family-Non Violent	0	0
Liquor Law Violations	3	0
Peeping Tom	0	0
Trespass	0	0
All Other Offenses	4	0
Total Group B	17	0

Group A Offenses	Offenses		Arrests	
	Reported	Cleared	Adult	Juvenile
Crimes Against Persons				
Murder	0	0	0	0
Negligent Manslaughter	0	0	0	0
Kidnapping/Abduction	0	0	0	0
Rape	0	0	0	0
Sodomy	0	0	0	0
Sexual Assault W/Object	0	0	0	0
Fondling	0	0	0	0
Incest	0	0	0	0
Statutory Rape	0	0	0	0
Aggravated Assault	1	0	0	0
Simple Assault	6	4	3	0
Intimidation	0	0	0	0
Stalking	4	0	0	0
Commercial Sex Acts	0	0	0	0
Involuntary Servitude	0	0	0	0
Crimes Against Property				
Arson	0	0	0	0
Bribery	0	0	0	0
Burglary	2	0	0	0
Counterfeiting/Forgery	5	1	0	0
Destruction/Damage/Vandalism	0	0	0	0
Embezzlement	0	0	0	0
Extortion/Blackmail	0	0	0	0
False Pretenses	1	1	0	0
Credit Card/ATM Fraud	0	0	0	0
Impersonation	0	0	0	0
Welfare Fraud	0	0	0	0
Wire Fraud	0	0	0	0
Identity Theft	0	0	0	0
Hacking/Computer Invasion	0	0	0	0
Motor Vehicle Theft	5	0	0	0
Robbery	0	0	0	0
Stolen Property Offenses	0	0	0	0
Pocket-picking	0	0	0	0
Purse-snatching	0	0	0	0
Shoplifting	0	0	0	0
Theft From Building	0	0	0	0
Theft From Coin Machine	0	0	0	0
Theft From Motor Vehicle	0	0	0	0
Theft of Motor Vehicle Parts	0	0	0	0
All Other Larceny	9	0	0	0
Crimes Against Society				
Animal Cruelty	0	0	0	0
Drug/Narcotic Violations	4	2	2	0
Drug Equipment Violations	3	1	0	0
Betting/Wagering	0	0	0	0
Operating/Promoting Gambling	0	0	0	0
Gambling Equipment Violations	0	0	0	0
Sports Tampering	0	0	0	0
Pornography/Obscene Material	0	0	0	0
Prostitution	0	0	0	0
Prostitution Assisting/Promoting	0	0	0	0
Purchasing Prostitution	0	0	0	0
Weapon Law Violations	0	0	0	0
Total Group A Offenses	40	9	5	0

Billings County Sheriff's Office - 2019

2019 Population Estimate 795

Offense Overview

Offense Total 18
 Number Cleared 6
 Percent Cleared 33.33 %
 Group A Crimes per 100,000 population 2,264.2

Arrest Overview

Total Arrests 7
 Adult Arrests 6
 Juvenile Arrests 1
 Unknown Age 0
 Arrests per 100,000 population 880.5
 Average number offenses/incident 1.20

Domestic Incident Victims		
Offense	Reported	Cleared
Murder	0	0
Aggravated Assault	0	0
Simple Assault	3	3
Intimidation	1	1
Stalking	0	0
Rape	0	0
Sodomy	0	0
Sexual Assault W/Object	0	0
Fondling	0	0
Incest	0	0
Statutory Rape	0	0
Kidnapping/Abduction	0	0
Total	4	4

Group B Arrests		
Offense	Adult	Juvenile
Bad Checks	0	0
Curfew/Loitering/Vagrancy	0	0
Disorderly Conduct	0	0
DUI	0	0
Family-Non Violent	0	1
Liquor Law Violations	0	0
Peeping Tom	0	0
Trespass	0	0
All Other Offenses	0	0
Total Group B	0	1

	Offenses		Arrests	
	Reported	Cleared	Adult	Juvenile
Group A Offenses				
Crimes Against Persons				
Murder	0	0	0	0
Negligent Manslaughter	0	0	0	0
Kidnapping/Abduction	0	0	0	0
Rape	0	0	0	0
Sodomy	0	0	0	0
Sexual Assault W/Object	0	0	0	0
Fondling	0	0	0	0
Incest	0	0	0	0
Statutory Rape	0	0	0	0
Aggravated Assault	0	0	0	0
Simple Assault	3	3	3	0
Intimidation	1	1	1	0
Stalking	0	0	0	0
Commercial Sex Acts	0	0	0	0
Involuntary Servitude	0	0	0	0
Crimes Against Property				
Arson	0	0	0	0
Bribery	0	0	0	0
Burglary	1	1	1	0
Counterfeiting/Forgery	0	0	0	0
Destruction/Damage/Vandalism	4	0	0	0
Embezzlement	0	0	0	0
Extortion/Blackmail	0	0	0	0
False Pretenses	0	0	0	0
Credit Card/ATM Fraud	0	0	0	0
Impersonation	0	0	0	0
Welfare Fraud	0	0	0	0
Wire Fraud	0	0	0	0
Identity Theft	0	0	0	0
Hacking/Computer Invasion	0	0	0	0
Motor Vehicle Theft	0	0	0	0
Robbery	0	0	0	0
Stolen Property Offenses	3	0	0	0
Pocket-picking	0	0	0	0
Purse-snatching	0	0	0	0
Shoplifting	0	0	0	0
Theft From Building	1	0	0	0
Theft From Coin Machine	0	0	0	0
Theft From Motor Vehicle	0	0	0	0
Theft of Motor Vehicle Parts	0	0	0	0
All Other Larceny	4	0	0	0
Crimes Against Society				
Animal Cruelty	0	0	0	0
Drug/Narcotic Violations	0	0	0	0
Drug Equipment Violations	1	1	1	0
Betting/Wagering	0	0	0	0
Operating/Promoting Gambling	0	0	0	0
Gambling Equipment Violations	0	0	0	0
Sports Tampering	0	0	0	0
Pornography/Obscene Material	0	0	0	0
Prostitution	0	0	0	0
Prostitution Assisting/Promoting	0	0	0	0
Purchasing Prostitution	0	0	0	0
Weapon Law Violations	0	0	0	0
Total Group A Offenses	18	6	6	0

Bottineau County Sheriff's Office - 2019

2019 Population Estimate **6,320**

Offense Overview

Offense Total **147**
 Number Cleared **55**
 Percent Cleared **37.41 %**
 Group A Crimes per 100,000 population **2,325.9**

Arrest Overview

Total Arrests **66**
 Adult Arrests **63**
 Juvenile Arrests **3**
 Unknown Age **0**
 Arrests per 100,000 population **1,044.3**
 Average number offenses/incident **1.27**

Domestic Incident Victims		
Offense	Reported	Cleared
Murder	0	0
Aggravated Assault	0	0
Simple Assault	11	7
Intimidation	0	0
Stalking	0	0
Rape	0	0
Sodomy	0	0
Sexual Assault W/Object	0	0
Fondling	0	0
Incest	0	0
Statutory Rape	0	0
Kidnapping/Abduction	0	0
Total	11	7

Group B Arrests		
Offense	Adult	Juvenile
Bad Checks	0	0
Curfew/Loitering/Vagrancy	0	0
Disorderly Conduct	1	0
DUI	21	0
Family-Non Violent	1	0
Liquor Law Violations	0	0
Peeping Tom	0	0
Trespass	1	0
All Other Offenses	4	1
Total Group B	28	1

	Offenses		Arrests	
	Reported	Cleared	Adult	Juvenile
Group A Offenses				
Crimes Against Persons				
Murder	0	0	0	0
Negligent Manslaughter	0	0	0	0
Kidnapping/Abduction	0	0	0	0
Rape	4	0	0	0
Sodomy	0	0	0	0
Sexual Assault W/Object	0	0	0	0
Fondling	1	0	0	0
Incest	0	0	0	0
Statutory Rape	0	0	0	0
Aggravated Assault	0	0	0	0
Simple Assault	16	8	7	1
Intimidation	12	9	2	0
Stalking	0	0	0	0
Commercial Sex Acts	0	0	0	0
Involuntary Servitude	0	0	0	0
Crimes Against Property				
Arson	0	0	0	0
Bribery	0	0	0	0
Burglary	14	2	2	0
Counterfeiting/Forgery	4	1	0	0
Destruction/Damage/Vandalism	12	1	0	0
Embezzlement	2	0	0	0
Extortion/Blackmail	0	0	0	0
False Pretenses	1	0	0	0
Credit Card/ATM Fraud	3	0	0	0
Impersonation	0	0	0	0
Welfare Fraud	1	0	0	0
Wire Fraud	4	0	0	0
Identity Theft	2	0	0	0
Hacking/Computer Invasion	1	0	0	0
Motor Vehicle Theft	13	2	1	0
Robbery	0	0	0	0
Stolen Property Offenses	1	1	0	0
Pocket-picking	0	0	0	0
Purse-snatching	0	0	0	0
Shoplifting	7	4	4	0
Theft From Building	1	0	0	0
Theft From Coin Machine	0	0	0	0
Theft From Motor Vehicle	1	0	0	0
Theft of Motor Vehicle Parts	2	0	0	0
All Other Larceny	20	6	5	1
Crimes Against Society				
Animal Cruelty	0	0	0	0
Drug/Narcotic Violations	12	9	9	0
Drug Equipment Violations	12	11	5	0
Betting/Wagering	0	0	0	0
Operating/Promoting Gambling	0	0	0	0
Gambling Equipment Violations	0	0	0	0
Sports Tampering	0	0	0	0
Pornography/Obscene Material	0	0	0	0
Prostitution	0	0	0	0
Prostitution Assisting/Promoting	0	0	0	0
Purchasing Prostitution	0	0	0	0
Weapon Law Violations	1	1	0	0
Total Group A Offenses	147	55	35	2

Bowman County Sheriff's Office - 2019

2019 Population Estimate	1,422	Offenses		Arrests			
Offense Overview		Group A Offenses		Reported	Cleared	Adult	Juvenile
Offense Total	24	Crimes Against Persons					
Number Cleared	14	Murder	0	0	0	0	0
Percent Cleared	58.33 %	Negligent Manslaughter	0	0	0	0	0
Group A Crimes per 100,000 population	1,687.8	Kidnapping/Abduction	0	0	0	0	0
		Rape	1	1	1	0	0
		Sodomy	0	0	0	0	0
		Sexual Assault W/Object	0	0	0	0	0
		Fondling	0	0	0	0	0
		Incest	0	0	0	0	0
		Statutory Rape	0	0	0	0	0
		Aggravated Assault	0	0	0	0	0
		Simple Assault	3	3	2	0	0
		Intimidation	0	0	0	0	0
		Stalking	0	0	0	0	0
		Commercial Sex Acts	0	0	0	0	0
		Involuntary Servitude	0	0	0	0	0
		Crimes Against Property					
		Arson	0	0	0	0	0
		Bribery	0	0	0	0	0
		Burglary	3	2	0	0	0
		Counterfeiting/Forgery	0	0	0	0	0
		Destruction/Damage/Vandalism	3	0	0	0	0
		Embezzlement	0	0	0	0	0
		Extortion/Blackmail	0	0	0	0	0
		False Pretenses	0	0	0	0	0
		Credit Card/ATM Fraud	0	0	0	0	0
		Impersonation	0	0	0	0	0
		Welfare Fraud	0	0	0	0	0
		Wire Fraud	0	0	0	0	0
		Identity Theft	0	0	0	0	0
		Hacking/Computer Invasion	0	0	0	0	0
		Motor Vehicle Theft	4	2	1	0	0
		Robbery	0	0	0	0	0
		Stolen Property Offenses	1	1	0	0	0
		Pocket-picking	0	0	0	0	0
		Purse-snatching	0	0	0	0	0
		Shoplifting	0	0	0	0	0
		Theft From Building	0	0	0	0	0
		Theft From Coin Machine	0	0	0	0	0
		Theft From Motor Vehicle	2	1	1	0	0
		Theft of Motor Vehicle Parts	0	0	0	0	0
		All Other Larceny	1	0	0	0	0
		Crimes Against Society					
		Animal Cruelty	0	0	0	0	0
		Drug/Narcotic Violations	2	2	2	0	0
		Drug Equipment Violations	3	2	1	0	0
		Betting/Wagering	0	0	0	0	0
		Operating/Promoting Gambling	0	0	0	0	0
		Gambling Equipment Violations	0	0	0	0	0
		Sports Tampering	0	0	0	0	0
		Pornography/Obscene Material	0	0	0	0	0
		Prostitution	0	0	0	0	0
		Prostitution Assisting/Promoting	0	0	0	0	0
		Purchasing Prostitution	0	0	0	0	0
		Weapon Law Violations	1	0	0	0	0
		Total Group A Offenses	24	14	8	0	

Domestic Incident Victims		
Offense	Reported	Cleared
Murder	0	0
Aggravated Assault	0	0
Simple Assault	2	2
Intimidation	0	0
Stalking	0	0
Rape	0	0
Sodomy	0	0
Sexual Assault W/Object	0	0
Fondling	0	0
Incest	0	0
Statutory Rape	0	0
Kidnapping/Abduction	0	0
Total	2	2

Group B Arrests		
Offense	Adult	Juvenile
Bad Checks	0	0
Curfew/Loitering/Vagrancy	0	0
Disorderly Conduct	0	0
DUI	0	0
Family-Non Violent	0	0
Liquor Law Violations	0	0
Peeping Tom	0	0
Trespass	3	0
All Other Offenses	3	0
Total Group B	6	0

Burke County Sheriff's Office - 2019

2019 Population Estimate 1,811

Offense Overview

Offense Total 37
 Number Cleared 37
 Percent Cleared 100.00 %
 Group A Crimes per 100,000
 population 2,043.1

Arrest Overview

Total Arrests 54
 Adult Arrests 46
 Juvenile Arrests 8
 Unknown Age 0
 Arrests per 100,000 population 2,981.8
 Average number offenses/incident 1.19

	Offenses		Arrests	
	Reported	Cleared	Adult	Juvenile
Group A Offenses				
Crimes Against Persons				
Murder	0	0	0	0
Negligent Manslaughter	0	0	0	0
Kidnapping/Abduction	0	0	0	0
Rape	0	0	0	0
Sodomy	0	0	0	0
Sexual Assault W/Object	0	0	0	0
Fondling	0	0	0	0
Incest	0	0	0	0
Statutory Rape	0	0	0	0
Aggravated Assault	0	0	0	0
Simple Assault	3	3	2	1
Intimidation	0	0	0	0
Stalking	0	0	0	0
Commercial Sex Acts	0	0	0	0
Involuntary Servitude	0	0	0	0
Crimes Against Property				
Arson	0	0	0	0
Bribery	0	0	0	0
Burglary	2	2	1	2
Counterfeiting/Forgery	0	0	0	0
Destruction/Damage/Vandalism	0	0	0	0
Embezzlement	0	0	0	0
Extortion/Blackmail	0	0	0	0
False Pretenses	2	2	2	0
Credit Card/ATM Fraud	0	0	0	0
Impersonation	0	0	0	0
Welfare Fraud	0	0	0	0
Wire Fraud	0	0	0	0
Identity Theft	0	0	0	0
Hacking/Computer Invasion	0	0	0	0
Motor Vehicle Theft	0	0	0	0
Robbery	0	0	0	0
Stolen Property Offenses	0	0	0	0
Pocket-picking	0	0	0	0
Purse-snatching	0	0	0	0
Shoplifting	0	0	0	0
Theft From Building	0	0	0	0
Theft From Coin Machine	0	0	0	0
Theft From Motor Vehicle	0	0	0	0
Theft of Motor Vehicle Parts	0	0	0	0
All Other Larceny	1	1	0	0
Crimes Against Society				
Animal Cruelty	0	0	0	0
Drug/Narcotic Violations	13	13	13	1
Drug Equipment Violations	12	12	9	0
Betting/Wagering	0	0	0	0
Operating/Promoting Gambling	0	0	0	0
Gambling Equipment Violations	0	0	0	0
Sports Tampering	0	0	0	0
Pornography/Obscene Material	0	0	0	0
Prostitution	0	0	0	0
Prostitution Assisting/Promoting	0	0	0	0
Purchasing Prostitution	0	0	0	0
Weapon Law Violations	4	4	4	0
Total Group A Offenses	37	37	31	4

Domestic Incident Victims		
Offense	Reported	Cleared
Murder	0	0
Aggravated Assault	0	0
Simple Assault	2	2
Intimidation	0	0
Stalking	0	0
Rape	0	0
Sodomy	0	0
Sexual Assault W/Object	0	0
Fondling	0	0
Incest	0	0
Statutory Rape	0	0
Kidnapping/Abduction	0	0
Total	2	2

Group B Arrests		
Offense	Adult	Juvenile
Bad Checks	0	0
Curfew/Loitering/Vagrancy	0	0
Disorderly Conduct	0	0
DUI	11	0
Family-Non Violent	0	0
Liquor Law Violations	3	4
Peeping Tom	0	0
Trespass	0	0
All Other Offenses	1	0
Total Group B	15	4

Burleigh County Sheriff's Office - 2019

2019 Population Estimate 17,104

Offense Overview

Offense Total 964
 Number Cleared 704
 Percent Cleared 73.03 %
 Group A Crimes per 100,000
 population 5,636.1

Arrest Overview

Total Arrests 1,087
 Adult Arrests 984
 Juvenile Arrests 103
 Unknown Age 0
 Arrests per 100,000 population 6,355.2
 Average number offenses/incident 1.38

Domestic Incident Victims		
Offense	Reported	Cleared
Murder	0	0
Aggravated Assault	4	4
Simple Assault	38	35
Intimidation	6	6
Stalking	2	0
Rape	0	0
Sodomy	0	0
Sexual Assault W/Object	0	0
Fondling	1	0
Incest	0	0
Statutory Rape	0	0
Kidnapping/Abduction	0	0
Total	51	45

Group B Arrests		
Offense	Adult	Juvenile
Bad Checks	0	0
Curfew/Loitering/Vagrancy	0	0
Disorderly Conduct	1	0
DUI	206	1
Family-Non Violent	0	1
Liquor Law Violations	164	41
Peeping Tom	0	0
Trespass	10	1
All Other Offenses	149	17
Total Group B	530	61

	Offenses		Arrests	
	Reported	Cleared	Adult	Juvenile
Group A Offenses				
Crimes Against Persons				
Murder	0	0	0	0
Negligent Manslaughter	0	0	0	0
Kidnapping/Abduction	0	0	0	0
Rape	5	1	1	0
Sodomy	0	0	0	0
Sexual Assault W/Object	0	0	0	0
Fondling	3	1	0	1
Incest	0	0	0	0
Statutory Rape	0	0	0	0
Aggravated Assault	7	4	2	0
Simple Assault	107	68	23	7
Intimidation	26	19	5	5
Stalking	12	1	0	0
Commercial Sex Acts	0	0	0	0
Involuntary Servitude	0	0	0	0
Crimes Against Property				
Arson	1	1	1	0
Bribery	0	0	0	0
Burglary	23	6	1	0
Counterfeiting/Forgery	4	0	0	0
Destruction/Damage/Vandalism	54	13	2	3
Embezzlement	0	0	0	0
Extortion/Blackmail	0	0	0	0
False Pretenses	13	2	0	0
Credit Card/ATM Fraud	3	2	0	0
Impersonation	13	0	0	0
Welfare Fraud	0	0	0	0
Wire Fraud	0	0	0	0
Identity Theft	0	0	0	0
Hacking/Computer Invasion	0	0	0	0
Motor Vehicle Theft	14	8	2	1
Robbery	0	0	0	0
Stolen Property Offenses	4	3	5	0
Pocket-picking	0	0	0	0
Purse-snatching	0	0	0	0
Shoplifting	0	0	0	0
Theft From Building	7	2	1	0
Theft From Coin Machine	0	0	0	0
Theft From Motor Vehicle	5	0	0	0
Theft of Motor Vehicle Parts	1	0	0	0
All Other Larceny	51	10	6	1
Crimes Against Society				
Animal Cruelty	0	0	0	0
Drug/Narcotic Violations	306	279	300	18
Drug Equipment Violations	291	275	98	5
Betting/Wagering	0	0	0	0
Operating/Promoting Gambling	0	0	0	0
Gambling Equipment Violations	0	0	0	0
Sports Tampering	0	0	0	0
Pornography/Obscene Material	4	2	1	1
Prostitution	0	0	0	0
Prostitution Assisting/Promoting	3	3	3	0
Purchasing Prostitution	0	0	0	0
Weapon Law Violations	7	4	3	0
Total Group A Offenses	964	704	454	42

Cass County Sheriff's Office - 2019

2019 Population Estimate **17,709**

Offense Overview

Offense Total **610**
 Number Cleared **211**
 Percent Cleared **34.59 %**
 Group A Crimes per 100,000 population **3,444.6**

Arrest Overview

Total Arrests **307**
 Adult Arrests **289**
 Juvenile Arrests **18**
 Unknown Age **0**
 Arrests per 100,000 population **1,733.6**
 Average number offenses/incident **1.37**

	Offenses		Arrests	
	Reported	Cleared	Adult	Juvenile
Group A Offenses				
Crimes Against Persons				
Murder	0	0	0	0
Negligent Manslaughter	0	0	0	0
Kidnapping/Abduction	1	0	0	0
Rape	3	0	0	0
Sodomy	1	0	0	0
Sexual Assault W/Object	0	0	0	0
Fondling	12	0	0	0
Incest	0	0	0	0
Statutory Rape	2	1	0	0
Aggravated Assault	14	5	2	1
Simple Assault	84	27	12	2
Intimidation	27	8	5	1
Stalking	0	0	0	0
Commercial Sex Acts	0	0	0	0
Involuntary Servitude	0	0	0	0
Crimes Against Property				
Arson	1	0	0	0
Bribery	0	0	0	0
Burglary	50	3	4	0
Counterfeiting/Forgery	7	1	0	0
Destruction/Damage/Vandalism	77	9	0	0
Embezzlement	0	0	0	0
Extortion/Blackmail	1	0	0	0
False Pretenses	14	1	0	0
Credit Card/ATM Fraud	4	0	0	0
Impersonation	6	1	0	0
Welfare Fraud	0	0	0	0
Wire Fraud	0	0	0	0
Identity Theft	17	0	0	0
Hacking/Computer Invasion	0	0	0	0
Motor Vehicle Theft	21	3	1	0
Robbery	2	0	0	0
Stolen Property Offenses	16	10	6	0
Pocket-picking	0	0	0	0
Purse-snatching	0	0	0	0
Shoplifting	0	0	0	0
Theft From Building	1	0	0	0
Theft From Coin Machine	0	0	0	0
Theft From Motor Vehicle	13	2	2	0
Theft of Motor Vehicle Parts	3	0	0	0
All Other Larceny	62	3	1	0
Crimes Against Society				
Animal Cruelty	0	0	0	0
Drug/Narcotic Violations	85	71	38	1
Drug Equipment Violations	70	56	25	0
Betting/Wagering	0	0	0	0
Operating/Promoting Gambling	0	0	0	0
Gambling Equipment Violations	0	0	0	0
Sports Tampering	0	0	0	0
Pornography/Obscene Material	4	0	0	0
Prostitution	0	0	0	0
Prostitution Assisting/Promoting	0	0	0	0
Purchasing Prostitution	0	0	0	0
Weapon Law Violations	12	10	5	0
Total Group A Offenses	610	211	101	5

Domestic Incident Victims		
Offense	Reported	Cleared
Murder	0	0
Aggravated Assault	5	3
Simple Assault	48	17
Intimidation	13	6
Stalking	0	0
Rape	2	0
Sodomy	0	0
Sexual Assault W/Object	0	0
Fondling	2	0
Incest	0	0
Statutory Rape	0	0
Kidnapping/Abduction	0	0
Total	70	26

Group B Arrests		
Offense	Adult	Juvenile
Bad Checks	0	0
Curfew/Loitering/Vagrancy	0	0
Disorderly Conduct	4	1
DUI	92	0
Family-Non Violent	0	0
Liquor Law Violations	54	12
Peeping Tom	0	0
Trespass	3	0
All Other Offenses	35	0
Total Group B	188	13

Cavalier County Sheriff's Office - 2019

2019 Population Estimate 3,758

Offense Overview

Offense Total	36
Number Cleared	18
Percent Cleared	50.00 %
Group A Crimes per 100,000 population	958.0

Arrest Overview

Total Arrests	20
Adult Arrests	17
Juvenile Arrests	3
Unknown Age	0
Arrests per 100,000 population	532.2
Average number offenses/incident	1.24

Domestic Incident Victims		
Offense	Reported	Cleared
Murder	0	0
Aggravated Assault	1	1
Simple Assault	2	0
Intimidation	0	0
Stalking	0	0
Rape	0	0
Sodomy	0	0
Sexual Assault W/Object	0	0
Fondling	1	0
Incest	0	0
Statutory Rape	0	0
Kidnapping/Abduction	0	0
Total	4	1

Group B Arrests		
Offense	Adult	Juvenile
Bad Checks	0	0
Curfew/Loitering/Vagrancy	0	0
Disorderly Conduct	0	1
DUI	3	1
Family-Non Violent	0	0
Liquor Law Violations	0	0
Peeping Tom	0	0
Trespass	1	0
All Other Offenses	0	0
Total Group B	4	2

	Offenses		Arrests	
	Reported	Cleared	Adult	Juvenile
Group A Offenses				
Crimes Against Persons				
Murder	0	0	0	0
Negligent Manslaughter	0	0	0	0
Kidnapping/Abduction	0	0	0	0
Rape	1	1	1	0
Sodomy	0	0	0	0
Sexual Assault W/Object	0	0	0	0
Fondling	1	0	0	0
Incest	0	0	0	0
Statutory Rape	0	0	0	0
Aggravated Assault	1	1	1	0
Simple Assault	6	2	1	1
Intimidation	0	0	0	0
Stalking	0	0	0	0
Commercial Sex Acts	0	0	0	0
Involuntary Servitude	0	0	0	0
Crimes Against Property				
Arson	0	0	0	0
Bribery	0	0	0	0
Burglary	3	0	0	0
Counterfeiting/Forgery	1	0	0	0
Destruction/Damage/Vandalism	1	1	1	0
Embezzlement	0	0	0	0
Extortion/Blackmail	0	0	0	0
False Pretenses	0	0	0	0
Credit Card/ATM Fraud	0	0	0	0
Impersonation	0	0	0	0
Welfare Fraud	0	0	0	0
Wire Fraud	0	0	0	0
Identity Theft	1	0	0	0
Hacking/Computer Invasion	0	0	0	0
Motor Vehicle Theft	2	1	1	0
Robbery	0	0	0	0
Stolen Property Offenses	1	0	0	0
Pocket-picking	0	0	0	0
Purse-snatching	0	0	0	0
Shoplifting	0	0	0	0
Theft From Building	0	0	0	0
Theft From Coin Machine	0	0	0	0
Theft From Motor Vehicle	2	0	0	0
Theft of Motor Vehicle Parts	0	0	0	0
All Other Larceny	4	0	1	0
Crimes Against Society				
Animal Cruelty	0	0	0	0
Drug/Narcotic Violations	6	6	6	0
Drug Equipment Violations	5	5	0	0
Betting/Wagering	0	0	0	0
Operating/Promoting Gambling	0	0	0	0
Gambling Equipment Violations	0	0	0	0
Sports Tampering	0	0	0	0
Pornography/Obscene Material	0	0	0	0
Prostitution	0	0	0	0
Prostitution Assisting/Promoting	0	0	0	0
Purchasing Prostitution	0	0	0	0
Weapon Law Violations	1	1	1	0
Total Group A Offenses	36	18	13	1

Dickey County Sheriff's Office - 2019

2019 Population Estimate 1,874

Offense Overview

Offense Total 37
 Number Cleared 3
 Percent Cleared 8.11 %
 Group A Crimes per 100,000
 population 1,974.4

Arrest Overview

Total Arrests 43
 Adult Arrests 43
 Juvenile Arrests 0
 Unknown Age 0
 Arrests per 100,000 population 2,294.6
 Average number offenses/incident 1.09

Domestic Incident Victims		
Offense	Reported	Cleared
Murder	0	0
Aggravated Assault	0	0
Simple Assault	2	0
Intimidation	0	0
Stalking	0	0
Rape	0	0
Sodomy	0	0
Sexual Assault W/Object	0	0
Fondling	0	0
Incest	0	0
Statutory Rape	0	0
Kidnapping/Abduction	0	0
Total	2	0

Group B Arrests		
Offense	Adult	Juvenile
Bad Checks	20	0
Curfew/Loitering/Vagrancy	0	0
Disorderly Conduct	0	0
DUI	11	0
Family-Non Violent	0	0
Liquor Law Violations	6	0
Peeping Tom	0	0
Trespass	0	0
All Other Offenses	4	0
Total Group B	41	0

	Offenses		Arrests	
	Reported	Cleared	Adult	Juvenile
Group A Offenses				
Crimes Against Persons				
Murder	0	0	0	0
Negligent Manslaughter	0	0	0	0
Kidnapping/Abduction	0	0	0	0
Rape	0	0	0	0
Sodomy	0	0	0	0
Sexual Assault W/Object	0	0	0	0
Fondling	0	0	0	0
Incest	0	0	0	0
Statutory Rape	0	0	0	0
Aggravated Assault	0	0	0	0
Simple Assault	5	1	1	0
Intimidation	0	0	0	0
Stalking	11	0	0	0
Commercial Sex Acts	0	0	0	0
Involuntary Servitude	0	0	0	0
Crimes Against Property				
Arson	0	0	0	0
Bribery	0	0	0	0
Burglary	4	0	0	0
Counterfeiting/Forgery	1	0	0	0
Destruction/Damage/Vandalism	5	0	0	0
Embezzlement	0	0	0	0
Extortion/Blackmail	0	0	0	0
False Pretenses	0	0	0	0
Credit Card/ATM Fraud	1	0	0	0
Impersonation	0	0	0	0
Welfare Fraud	0	0	0	0
Wire Fraud	1	0	0	0
Identity Theft	0	0	0	0
Hacking/Computer Invasion	0	0	0	0
Motor Vehicle Theft	0	0	0	0
Robbery	0	0	0	0
Stolen Property Offenses	0	0	0	0
Pocket-picking	0	0	0	0
Purse-snatching	0	0	0	0
Shoplifting	0	0	0	0
Theft From Building	2	0	0	0
Theft From Coin Machine	0	0	0	0
Theft From Motor Vehicle	0	0	0	0
Theft of Motor Vehicle Parts	0	0	0	0
All Other Larceny	2	0	0	0
Crimes Against Society				
Animal Cruelty	1	0	0	0
Drug/Narcotic Violations	2	1	1	0
Drug Equipment Violations	2	1	0	0
Betting/Wagering	0	0	0	0
Operating/Promoting Gambling	0	0	0	0
Gambling Equipment Violations	0	0	0	0
Sports Tampering	0	0	0	0
Pornography/Obscene Material	0	0	0	0
Prostitution	0	0	0	0
Prostitution Assisting/Promoting	0	0	0	0
Purchasing Prostitution	0	0	0	0
Weapon Law Violations	0	0	0	0
Total Group A Offenses	37	3	2	0

Divide County Sheriff's Office * - 2019

2019 Population Estimate 2,279

Offense Overview

Offense Total 19
 Number Cleared 6
 Percent Cleared 31.58 %
 Group A Crimes per 100,000 population 833.7

Arrest Overview

Total Arrests 12
 Adult Arrests 12
 Juvenile Arrests 0
 Unknown Age 0
 Arrests per 100,000 population 526.5
 Average number offenses/incident 1.19

	Offenses		Arrests	
	Reported	Cleared	Adult	Juvenile
Group A Offenses				
Crimes Against Persons				
Murder	0	0	0	0
Negligent Manslaughter	0	0	0	0
Kidnapping/Abduction	0	0	0	0
Rape	1	0	0	0
Sodomy	0	0	0	0
Sexual Assault W/Object	0	0	0	0
Fondling	0	0	0	0
Incest	0	0	0	0
Statutory Rape	0	0	0	0
Aggravated Assault	1	0	0	0
Simple Assault	6	4	4	0
Intimidation	0	0	0	0
Stalking	0	0	0	0
Commercial Sex Acts	0	0	0	0
Involuntary Servitude	0	0	0	0
Crimes Against Property				
Arson	0	0	0	0
Bribery	0	0	0	0
Burglary	0	0	0	0
Counterfeiting/Forgery	0	0	0	0
Destruction/Damage/Vandalism	1	0	0	0
Embezzlement	0	0	0	0
Extortion/Blackmail	0	0	0	0
False Pretenses	1	1	1	0
Credit Card/ATM Fraud	0	0	0	0
Impersonation	1	0	0	0
Welfare Fraud	0	0	0	0
Wire Fraud	0	0	0	0
Identity Theft	0	0	0	0
Hacking/Computer Invasion	0	0	0	0
Motor Vehicle Theft	1	0	0	0
Robbery	0	0	0	0
Stolen Property Offenses	0	0	0	0
Pocket-picking	0	0	0	0
Purse-snatching	0	0	0	0
Shoplifting	0	0	0	0
Theft From Building	0	0	0	0
Theft From Coin Machine	0	0	0	0
Theft From Motor Vehicle	2	0	0	0
Theft of Motor Vehicle Parts	1	0	0	0
All Other Larceny	3	0	0	0
Crimes Against Society				
Animal Cruelty	0	0	0	0
Drug/Narcotic Violations	0	0	0	0
Drug Equipment Violations	1	1	1	0
Betting/Wagering	0	0	0	0
Operating/Promoting Gambling	0	0	0	0
Gambling Equipment Violations	0	0	0	0
Sports Tampering	0	0	0	0
Pornography/Obscene Material	0	0	0	0
Prostitution	0	0	0	0
Prostitution Assisting/Promoting	0	0	0	0
Purchasing Prostitution	0	0	0	0
Weapon Law Violations	0	0	0	0
Total Group A Offenses	19	6	6	0

Domestic Incident Victims		
Offense	Reported	Cleared
Murder	0	0
Aggravated Assault	0	0
Simple Assault	5	4
Intimidation	0	0
Stalking	0	0
Rape	0	0
Sodomy	0	0
Sexual Assault W/Object	0	0
Fondling	0	0
Incest	0	0
Statutory Rape	0	0
Kidnapping/Abduction	0	0
Total	5	4

Group B Arrests		
Offense	Adult	Juvenile
Bad Checks	0	0
Curfew/Loitering/Vagrancy	0	0
Disorderly Conduct	0	0
DUI	3	0
Family-Non Violent	0	0
Liquor Law Violations	1	0
Peeping Tom	0	0
Trespass	0	0
All Other Offenses	2	0
Total Group B	6	0

*Reported Partial Year

Dunn County Sheriff's Office - 2019

2019 Population Estimate	3,172	Offenses		Arrests			
Offense Overview		Group A Offenses		Reported	Cleared	Adult	Juvenile
Offense Total	129	Crimes Against Persons					
Number Cleared	67	Murder	0	0	0	0	
Percent Cleared	51.94 %	Negligent Manslaughter	0	0	0	0	
Group A Crimes per 100,000 population	4,066.8	Kidnapping/Abduction	2	2	2	0	
		Rape	1	1	0	0	
		Sodomy	0	0	0	0	
		Sexual Assault W/Object	0	0	0	0	
		Fondling	0	0	0	0	
		Incest	0	0	0	0	
		Statutory Rape	0	0	0	0	
		Aggravated Assault	4	1	1	0	
		Simple Assault	17	13	7	0	
		Intimidation	5	1	0	0	
		Stalking	0	0	0	0	
		Commercial Sex Acts	0	0	0	0	
		Involuntary Servitude	0	0	0	0	
		Crimes Against Property					
		Arson	0	0	0	0	
		Bribery	0	0	0	0	
		Burglary	3	0	0	0	
		Counterfeiting/Forgery	1	0	0	0	
		Destruction/Damage/Vandalism	9	4	4	0	
		Embezzlement	1	0	0	0	
		Extortion/Blackmail	0	0	0	0	
		False Pretenses	3	0	0	0	
		Credit Card/ATM Fraud	0	0	0	0	
		Impersonation	0	0	0	0	
		Welfare Fraud	0	0	0	0	
		Wire Fraud	0	0	0	0	
		Identity Theft	0	0	0	0	
		Hacking/Computer Invasion	0	0	0	0	
		Motor Vehicle Theft	2	0	0	0	
		Robbery	0	0	0	0	
		Stolen Property Offenses	0	0	0	0	
		Pocket-picking	0	0	0	0	
		Purse-snatching	0	0	0	0	
		Shoplifting	0	0	0	0	
		Theft From Building	3	0	0	0	
		Theft From Coin Machine	0	0	0	0	
		Theft From Motor Vehicle	1	0	0	0	
		Theft of Motor Vehicle Parts	0	0	0	0	
		All Other Larceny	7	0	0	0	
		Crimes Against Society					
		Animal Cruelty	0	0	0	0	
		Drug/Narcotic Violations	32	21	21	1	
		Drug Equipment Violations	37	24	10	1	
		Betting/Wagering	0	0	0	0	
		Operating/Promoting Gambling	0	0	0	0	
		Gambling Equipment Violations	0	0	0	0	
		Sports Tampering	0	0	0	0	
		Pornography/Obscene Material	0	0	0	0	
		Prostitution	0	0	0	0	
		Prostitution Assisting/Promoting	0	0	0	0	
		Purchasing Prostitution	0	0	0	0	
		Weapon Law Violations	1	0	0	0	
		Total Group A Offenses	129	67	45	2	
Arrest Overview		Crimes Against Property					
Total Arrests	195	Arson	0	0	0	0	
Adult Arrests	193	Bribery	0	0	0	0	
Juvenile Arrests	2	Burglary	3	0	0	0	
Unknown Age	0	Counterfeiting/Forgery	1	0	0	0	
Arrests per 100,000 population	6,147.5	Destruction/Damage/Vandalism	9	4	4	0	
		Embezzlement	1	0	0	0	
		Extortion/Blackmail	0	0	0	0	
		False Pretenses	3	0	0	0	
		Credit Card/ATM Fraud	0	0	0	0	
		Impersonation	0	0	0	0	
		Welfare Fraud	0	0	0	0	
		Wire Fraud	0	0	0	0	
		Identity Theft	0	0	0	0	
		Hacking/Computer Invasion	0	0	0	0	
		Motor Vehicle Theft	2	0	0	0	
		Robbery	0	0	0	0	
		Stolen Property Offenses	0	0	0	0	
		Pocket-picking	0	0	0	0	
		Purse-snatching	0	0	0	0	
		Shoplifting	0	0	0	0	
		Theft From Building	3	0	0	0	
		Theft From Coin Machine	0	0	0	0	
		Theft From Motor Vehicle	1	0	0	0	
		Theft of Motor Vehicle Parts	0	0	0	0	
		All Other Larceny	7	0	0	0	
		Crimes Against Society					
		Animal Cruelty	0	0	0	0	
		Drug/Narcotic Violations	32	21	21	1	
		Drug Equipment Violations	37	24	10	1	
		Betting/Wagering	0	0	0	0	
		Operating/Promoting Gambling	0	0	0	0	
		Gambling Equipment Violations	0	0	0	0	
		Sports Tampering	0	0	0	0	
		Pornography/Obscene Material	0	0	0	0	
		Prostitution	0	0	0	0	
		Prostitution Assisting/Promoting	0	0	0	0	
		Purchasing Prostitution	0	0	0	0	
		Weapon Law Violations	1	0	0	0	
		Total Group A Offenses	129	67	45	2	
Average number offenses/incident	1.45	Crimes Against Society					
Domestic Incident Victims			Crimes Against Society				
Offense	Reported	Cleared	Animal Cruelty	0	0	0	0
Murder	0	0	Drug/Narcotic Violations	32	21	21	1
Aggravated Assault	2	1	Drug Equipment Violations	37	24	10	1
Simple Assault	12	10	Betting/Wagering	0	0	0	0
Intimidation	1	1	Operating/Promoting Gambling	0	0	0	0
Stalking	0	0	Gambling Equipment Violations	0	0	0	0
Rape	1	1	Sports Tampering	0	0	0	0
Sodomy	0	0	Pornography/Obscene Material	0	0	0	0
Sexual Assault W/Object	0	0	Prostitution	0	0	0	0
Fondling	0	0	Prostitution Assisting/Promoting	0	0	0	0
Incest	0	0	Purchasing Prostitution	0	0	0	0
Statutory Rape	0	0	Weapon Law Violations	1	0	0	0
Kidnapping/Abduction	2	2	Total Group A Offenses	129	67	45	2
Total	18	15					
Group B Arrests			Crimes Against Society				
Offense	Adult	Juvenile	Animal Cruelty	0	0	0	0
Bad Checks	0	0	Drug/Narcotic Violations	32	21	21	1
Curfew/Loitering/Vagrancy	0	0	Drug Equipment Violations	37	24	10	1
Disorderly Conduct	2	0	Betting/Wagering	0	0	0	0
DUI	97	0	Operating/Promoting Gambling	0	0	0	0
Family-Non Violent	0	0	Gambling Equipment Violations	0	0	0	0
Liquor Law Violations	2	0	Sports Tampering	0	0	0	0
Peeping Tom	0	0	Pornography/Obscene Material	0	0	0	0
Trespass	0	0	Prostitution	0	0	0	0
All Other Offenses	47	0	Prostitution Assisting/Promoting	0	0	0	0
Total Group B	148	0	Purchasing Prostitution	0	0	0	0
			Weapon Law Violations	1	0	0	0
			Total Group A Offenses	129	67	45	2

Eddy County Sheriff's Office - 2019

2019 Population Estimate 2,272

Offense Overview

Offense Total 98
 Number Cleared 37
 Percent Cleared 37.76 %
 Group A Crimes per 100,000 population 4,313.4

Arrest Overview

Total Arrests 39
 Adult Arrests 39
 Juvenile Arrests 0
 Unknown Age 0
 Arrests per 100,000 population 1,716.5
 Average number offenses/incident 1.31

	Offenses		Arrests	
	Reported	Cleared	Adult	Juvenile
Group A Offenses				
Crimes Against Persons				
Murder	0	0	0	0
Negligent Manslaughter	0	0	0	0
Kidnapping/Abduction	0	0	0	0
Rape	1	0	0	0
Sodomy	0	0	0	0
Sexual Assault W/Object	0	0	0	0
Fondling	0	0	0	0
Incest	0	0	0	0
Statutory Rape	0	0	0	0
Aggravated Assault	0	0	0	0
Simple Assault	6	2	2	0
Intimidation	1	1	1	0
Stalking	0	0	0	0
Commercial Sex Acts	0	0	0	0
Involuntary Servitude	0	0	0	0
Crimes Against Property				
Arson	0	0	0	0
Bribery	0	0	0	0
Burglary	3	0	0	0
Counterfeiting/Forgery	1	0	0	0
Destruction/Damage/Vandalism	5	0	0	0
Embezzlement	0	0	0	0
Extortion/Blackmail	0	0	0	0
False Pretenses	1	0	0	0
Credit Card/ATM Fraud	0	0	0	0
Impersonation	0	0	0	0
Welfare Fraud	0	0	0	0
Wire Fraud	0	0	0	0
Identity Theft	1	0	0	0
Hacking/Computer Invasion	0	0	0	0
Motor Vehicle Theft	4	0	0	0
Robbery	0	0	0	0
Stolen Property Offenses	0	0	0	0
Pocket-picking	0	0	0	0
Purse-snatching	0	0	0	0
Shoplifting	1	0	0	0
Theft From Building	0	0	0	0
Theft From Coin Machine	0	0	0	0
Theft From Motor Vehicle	2	0	0	0
Theft of Motor Vehicle Parts	0	0	0	0
All Other Larceny	11	0	0	0
Crimes Against Society				
Animal Cruelty	0	0	0	0
Drug/Narcotic Violations	25	14	12	0
Drug Equipment Violations	34	19	13	0
Betting/Wagering	0	0	0	0
Operating/Promoting Gambling	0	0	0	0
Gambling Equipment Violations	0	0	0	0
Sports Tampering	0	0	0	0
Pornography/Obscene Material	0	0	0	0
Prostitution	0	0	0	0
Prostitution Assisting/Promoting	0	0	0	0
Purchasing Prostitution	0	0	0	0
Weapon Law Violations	2	1	1	0
Total Group A Offenses	98	37	29	0

Domestic Incident Victims		
Offense	Reported	Cleared
Murder	0	0
Aggravated Assault	0	0
Simple Assault	4	2
Intimidation	1	1
Stalking	0	0
Rape	0	0
Sodomy	0	0
Sexual Assault W/Object	0	0
Fondling	0	0
Incest	0	0
Statutory Rape	0	0
Kidnapping/Abduction	0	0
Total	5	3

Group B Arrests		
Offense	Adult	Juvenile
Bad Checks	0	0
Curfew/Loitering/Vagrancy	0	0
Disorderly Conduct	0	0
DUI	10	0
Family-Non Violent	0	0
Liquor Law Violations	0	0
Peeping Tom	0	0
Trespass	0	0
All Other Offenses	0	0
Total Group B	10	0

Emmons County Sheriff's Office - 2019

2019 Population Estimate 3,222

Offense Overview

Offense Total 106
 Number Cleared 48
 Percent Cleared 45.28 %
 Group A Crimes per 100,000 population 3,289.9

Arrest Overview

Total Arrests 59
 Adult Arrests 51
 Juvenile Arrests 8
 Unknown Age 0
 Arrests per 100,000 population 1,831.2
 Average number offenses/incident 1.36

	Offenses		Arrests	
	Reported	Cleared	Adult	Juvenile
Group A Offenses				
Crimes Against Persons				
Murder	0	0	0	0
Negligent Manslaughter	0	0	0	0
Kidnapping/Abduction	0	0	0	0
Rape	1	0	0	0
Sodomy	0	0	0	0
Sexual Assault W/Object	0	0	0	0
Fondling	3	2	0	1
Incest	0	0	0	0
Statutory Rape	0	0	0	0
Aggravated Assault	2	1	1	0
Simple Assault	12	4	2	1
Intimidation	2	0	0	0
Stalking	4	2	1	0
Commercial Sex Acts	0	0	0	0
Involuntary Servitude	0	0	0	0
Crimes Against Property				
Arson	0	0	0	0
Bribery	0	0	0	0
Burglary	7	3	1	0
Counterfeiting/Forgery	0	0	0	0
Destruction/Damage/Vandalism	15	3	0	0
Embezzlement	0	0	0	0
Extortion/Blackmail	0	0	0	0
False Pretenses	4	4	4	0
Credit Card/ATM Fraud	0	0	0	0
Impersonation	0	0	0	0
Welfare Fraud	0	0	0	0
Wire Fraud	0	0	0	0
Identity Theft	3	0	0	0
Hacking/Computer Invasion	0	0	0	0
Motor Vehicle Theft	1	0	0	0
Robbery	0	0	0	0
Stolen Property Offenses	0	0	0	0
Pocket-picking	0	0	0	0
Purse-snatching	0	0	0	0
Shoplifting	0	0	0	0
Theft From Building	3	2	0	0
Theft From Coin Machine	0	0	0	0
Theft From Motor Vehicle	0	0	0	0
Theft of Motor Vehicle Parts	0	0	0	0
All Other Larceny	17	3	1	0
Crimes Against Society				
Animal Cruelty	1	0	0	0
Drug/Narcotic Violations	16	12	8	2
Drug Equipment Violations	11	9	4	0
Betting/Wagering	0	0	0	0
Operating/Promoting Gambling	0	0	0	0
Gambling Equipment Violations	0	0	0	0
Sports Tampering	0	0	0	0
Pornography/Obscene Material	2	1	0	0
Prostitution	0	0	0	0
Prostitution Assisting/Promoting	0	0	0	0
Purchasing Prostitution	0	0	0	0
Weapon Law Violations	2	2	1	0
Total Group A Offenses	106	48	23	4

Domestic Incident Victims		
Offense	Reported	Cleared
Murder	0	0
Aggravated Assault	0	0
Simple Assault	7	4
Intimidation	1	0
Stalking	0	0
Rape	0	0
Sodomy	0	0
Sexual Assault W/Object	0	0
Fondling	1	0
Incest	0	0
Statutory Rape	0	0
Kidnapping/Abduction	0	0
Total	9	4

Group B Arrests		
Offense	Adult	Juvenile
Bad Checks	0	0
Curfew/Loitering/Vagrancy	0	0
Disorderly Conduct	1	0
DUI	13	0
Family-Non Violent	0	0
Liquor Law Violations	7	4
Peeping Tom	0	0
Trespass	3	0
All Other Offenses	4	0
Total Group B	28	4

Foster County Sheriff's Office - 2019

2019 Population Estimate 1,177

Offense Overview

Offense Total 22
 Number Cleared 4
 Percent Cleared 18.18 %
 Group A Crimes per 100,000 population 1,869.2

Arrest Overview

Total Arrests 15
 Adult Arrests 15
 Juvenile Arrests 0
 Unknown Age 0
 Arrests per 100,000 population 1,274.4
 Average number offenses/incident 1.29

Domestic Incident Victims		
Offense	Reported	Cleared
Murder	0	0
Aggravated Assault	0	0
Simple Assault	0	0
Intimidation	0	0
Stalking	0	0
Rape	0	0
Sodomy	0	0
Sexual Assault W/Object	0	0
Fondling	0	0
Incest	0	0
Statutory Rape	0	0
Kidnapping/Abduction	0	0
Total	0	0

Group B Arrests		
Offense	Adult	Juvenile
Bad Checks	0	0
Curfew/Loitering/Vagrancy	0	0
Disorderly Conduct	0	0
DUI	2	0
Family-Non Violent	0	0
Liquor Law Violations	0	0
Peeping Tom	0	0
Trespass	1	0
All Other Offenses	9	0
Total Group B	12	0

	Offenses		Arrests	
	Reported	Cleared	Adult	Juvenile
Group A Offenses				
Crimes Against Persons				
Murder	0	0	0	0
Negligent Manslaughter	0	0	0	0
Kidnapping/Abduction	0	0	0	0
Rape	0	0	0	0
Sodomy	0	0	0	0
Sexual Assault W/Object	0	0	0	0
Fondling	1	0	0	0
Incest	0	0	0	0
Statutory Rape	0	0	0	0
Aggravated Assault	0	0	0	0
Simple Assault	0	0	0	0
Intimidation	1	0	0	0
Stalking	2	0	0	0
Commercial Sex Acts	0	0	0	0
Involuntary Servitude	0	0	0	0
Crimes Against Property				
Arson	0	0	0	0
Bribery	0	0	0	0
Burglary	1	0	0	0
Counterfeiting/Forgery	0	0	0	0
Destruction/Damage/Vandalism	1	0	0	0
Embezzlement	0	0	0	0
Extortion/Blackmail	0	0	0	0
False Pretenses	0	0	0	0
Credit Card/ATM Fraud	0	0	0	0
Impersonation	0	0	0	0
Welfare Fraud	0	0	0	0
Wire Fraud	0	0	0	0
Identity Theft	2	0	0	0
Hacking/Computer Invasion	0	0	0	0
Motor Vehicle Theft	5	0	0	0
Robbery	0	0	0	0
Stolen Property Offenses	1	1	1	0
Pocket-picking	0	0	0	0
Purse-snatching	0	0	0	0
Shoplifting	0	0	0	0
Theft From Building	1	0	0	0
Theft From Coin Machine	0	0	0	0
Theft From Motor Vehicle	1	0	0	0
Theft of Motor Vehicle Parts	0	0	0	0
All Other Larceny	2	0	0	0
Crimes Against Society				
Animal Cruelty	0	0	0	0
Drug/Narcotic Violations	2	2	2	0
Drug Equipment Violations	2	1	0	0
Betting/Wagering	0	0	0	0
Operating/Promoting Gambling	0	0	0	0
Gambling Equipment Violations	0	0	0	0
Sports Tampering	0	0	0	0
Pornography/Obscene Material	0	0	0	0
Prostitution	0	0	0	0
Prostitution Assisting/Promoting	0	0	0	0
Purchasing Prostitution	0	0	0	0
Weapon Law Violations	0	0	0	0
Total Group A Offenses	22	4	3	0

Golden Valley County Sheriff's Office - 2019

2019 Population Estimate 1,757

Offense Overview

Offense Total	4
Number Cleared	1
Percent Cleared	25.00 %
Group A Crimes per 100,000 population	227.7

Arrest Overview

Total Arrests	2
Adult Arrests	2
Juvenile Arrests	0
Unknown Age	0
Arrests per 100,000 population	113.8
Average number offenses/incident	1.00

Domestic Incident Victims

Offense	Reported	Cleared
Murder	0	0
Aggravated Assault	0	0
Simple Assault	1	1
Intimidation	0	0
Stalking	0	0
Rape	0	0
Sodomy	0	0
Sexual Assault W/Object	0	0
Fondling	0	0
Incest	0	0
Statutory Rape	0	0
Kidnapping/Abduction	0	0
Total	1	1

Group B Arrests

Offense	Adult	Juvenile
Bad Checks	0	0
Curfew/Loitering/Vagrancy	0	0
Disorderly Conduct	0	0
DUI	1	0
Family-Non Violent	0	0
Liquor Law Violations	0	0
Peeping Tom	0	0
Trespass	0	0
All Other Offenses	0	0
Total Group B	1	0

Group A Offenses	Offenses		Arrests	
	Reported	Cleared	Adult	Juvenile
Crimes Against Persons				
Murder	0	0	0	0
Negligent Manslaughter	0	0	0	0
Kidnapping/Abduction	0	0	0	0
Rape	0	0	0	0
Sodomy	0	0	0	0
Sexual Assault W/Object	0	0	0	0
Fondling	1	0	0	0
Incest	0	0	0	0
Statutory Rape	0	0	0	0
Aggravated Assault	0	0	0	0
Simple Assault	3	1	1	0
Intimidation	0	0	0	0
Stalking	0	0	0	0
Commercial Sex Acts	0	0	0	0
Involuntary Servitude	0	0	0	0
Crimes Against Property				
Arson	0	0	0	0
Bribery	0	0	0	0
Burglary	0	0	0	0
Counterfeiting/Forgery	0	0	0	0
Destruction/Damage/Vandalism	0	0	0	0
Embezzlement	0	0	0	0
Extortion/Blackmail	0	0	0	0
False Pretenses	0	0	0	0
Credit Card/ATM Fraud	0	0	0	0
Impersonation	0	0	0	0
Welfare Fraud	0	0	0	0
Wire Fraud	0	0	0	0
Identity Theft	0	0	0	0
Hacking/Computer Invasion	0	0	0	0
Motor Vehicle Theft	0	0	0	0
Robbery	0	0	0	0
Stolen Property Offenses	0	0	0	0
Pocket-picking	0	0	0	0
Purse-snatching	0	0	0	0
Shoplifting	0	0	0	0
Theft From Building	0	0	0	0
Theft From Coin Machine	0	0	0	0
Theft From Motor Vehicle	0	0	0	0
Theft of Motor Vehicle Parts	0	0	0	0
All Other Larceny	0	0	0	0
Crimes Against Society				
Animal Cruelty	0	0	0	0
Drug/Narcotic Violations	0	0	0	0
Drug Equipment Violations	0	0	0	0
Betting/Wagering	0	0	0	0
Operating/Promoting Gambling	0	0	0	0
Gambling Equipment Violations	0	0	0	0
Sports Tampering	0	0	0	0
Pornography/Obscene Material	0	0	0	0
Prostitution	0	0	0	0
Prostitution Assisting/Promoting	0	0	0	0
Purchasing Prostitution	0	0	0	0
Weapon Law Violations	0	0	0	0
Total Group A Offenses	4	1	1	0

Grand Forks County Sheriff's Office - 2019

2019 Population Estimate 10,442

Offense Overview

Offense Total	588
Number Cleared	334
Percent Cleared	56.80 %
Group A Crimes per 100,000 population	5,631.1

Arrest Overview

Total Arrests	524
Adult Arrests	500
Juvenile Arrests	24
Unknown Age	0
Arrests per 100,000 population	5,018.2
Average number offenses/incident	1.29

Domestic Incident Victims

Offense	Reported	Cleared
Murder	0	0
Aggravated Assault	4	4
Simple Assault	34	27
Intimidation	10	7
Stalking	2	0
Rape	1	0
Sodomy	0	0
Sexual Assault W/Object	0	0
Fondling	0	0
Incest	0	0
Statutory Rape	0	0
Kidnapping/Abduction	0	0
Total	51	38

Group B Arrests

Offense	Adult	Juvenile
Bad Checks	0	0
Curfew/Loitering/Vagrancy	0	0
Disorderly Conduct	13	1
DUI	79	0
Family-Non Violent	4	7
Liquor Law Violations	40	4
Peeping Tom	0	0
Trespass	1	0
All Other Offenses	99	3
Total Group B	236	15

Group A Offenses	Offenses		Arrests	
	Reported	Cleared	Adult	Juvenile
Crimes Against Persons				
Murder	0	0	0	0
Negligent Manslaughter	0	0	0	0
Kidnapping/Abduction	0	0	0	0
Rape	3	1	0	0
Sodomy	1	0	2	0
Sexual Assault W/Object	0	0	0	0
Fondling	3	1	1	0
Incest	0	0	0	0
Statutory Rape	0	0	1	0
Aggravated Assault	11	9	8	0
Simple Assault	70	40	38	1
Intimidation	25	14	7	0
Stalking	29	2	3	0
Commercial Sex Acts	1	0	0	0
Involuntary Servitude	0	0	0	0
Crimes Against Property				
Arson	0	0	0	0
Bribery	0	0	0	0
Burglary	19	5	4	0
Counterfeiting/Forgery	4	1	1	0
Destruction/Damage/Vandalism	50	9	4	1
Embezzlement	0	0	0	0
Extortion/Blackmail	0	0	0	0
False Pretenses	5	4	3	0
Credit Card/ATM Fraud	8	0	0	0
Impersonation	0	0	0	0
Welfare Fraud	0	0	0	0
Wire Fraud	2	0	0	0
Identity Theft	14	0	0	0
Hacking/Computer Invasion	3	0	0	0
Motor Vehicle Theft	21	6	3	0
Robbery	0	0	0	0
Stolen Property Offenses	6	5	5	0
Pocket-picking	0	0	0	0
Purse-snatching	0	0	0	0
Shoplifting	1	1	1	0
Theft From Building	12	1	2	1
Theft From Coin Machine	0	0	0	0
Theft From Motor Vehicle	6	1	0	0
Theft of Motor Vehicle Parts	1	0	0	0
All Other Larceny	36	3	3	1
Crimes Against Society				
Animal Cruelty	5	1	1	0
Drug/Narcotic Violations	119	109	100	3
Drug Equipment Violations	121	113	72	2
Betting/Wagering	0	0	0	0
Operating/Promoting Gambling	0	0	0	0
Gambling Equipment Violations	0	0	0	0
Sports Tampering	0	0	0	0
Pornography/Obscene Material	3	0	0	0
Prostitution	0	0	0	0
Prostitution Assisting/Promoting	0	0	0	0
Purchasing Prostitution	0	0	0	0
Weapon Law Violations	9	8	5	0
Total Group A Offenses	588	334	264	9

Grant County Sheriff's Office - 2019

2019 Population Estimate 2,339

Offense Overview

Offense Total 22
 Number Cleared 8
 Percent Cleared 36.36 %
 Group A Crimes per 100,000 population 940.6

Arrest Overview

Total Arrests 8
 Adult Arrests 8
 Juvenile Arrests 0
 Unknown Age 0
 Arrests per 100,000 population 342.0
 Average number offenses/incident 1.05

	Offenses		Arrests	
	Reported	Cleared	Adult	Juvenile
Group A Offenses				
Crimes Against Persons				
Murder	0	0	0	0
Negligent Manslaughter	0	0	0	0
Kidnapping/Abduction	0	0	0	0
Rape	0	0	0	0
Sodomy	0	0	0	0
Sexual Assault W/Object	1	0	0	0
Fondling	1	0	0	0
Incest	0	0	0	0
Statutory Rape	1	1	0	0
Aggravated Assault	0	0	0	0
Simple Assault	3	3	3	0
Intimidation	0	0	0	0
Stalking	0	0	0	0
Commercial Sex Acts	0	0	0	0
Involuntary Servitude	0	0	0	0
Crimes Against Property				
Arson	0	0	0	0
Bribery	0	0	0	0
Burglary	1	0	0	0
Counterfeiting/Forgery	0	0	0	0
Destruction/Damage/Vandalism	6	2	2	0
Embezzlement	0	0	0	0
Extortion/Blackmail	0	0	0	0
False Pretenses	1	0	0	0
Credit Card/ATM Fraud	0	0	0	0
Impersonation	0	0	0	0
Welfare Fraud	0	0	0	0
Wire Fraud	0	0	0	0
Identity Theft	0	0	0	0
Hacking/Computer Invasion	0	0	0	0
Motor Vehicle Theft	0	0	0	0
Robbery	0	0	0	0
Stolen Property Offenses	2	0	0	0
Pocket-picking	0	0	0	0
Purse-snatching	0	0	0	0
Shoplifting	0	0	0	0
Theft From Building	1	0	0	0
Theft From Coin Machine	0	0	0	0
Theft From Motor Vehicle	0	0	0	0
Theft of Motor Vehicle Parts	0	0	0	0
All Other Larceny	3	0	0	0
Crimes Against Society				
Animal Cruelty	0	0	0	0
Drug/Narcotic Violations	1	1	1	0
Drug Equipment Violations	0	0	0	0
Betting/Wagering	0	0	0	0
Operating/Promoting Gambling	0	0	0	0
Gambling Equipment Violations	0	0	0	0
Sports Tampering	0	0	0	0
Pornography/Obscene Material	1	1	0	0
Prostitution	0	0	0	0
Prostitution Assisting/Promoting	0	0	0	0
Purchasing Prostitution	0	0	0	0
Weapon Law Violations	0	0	0	0
Total Group A Offenses	22	8	6	0

Domestic Incident Victims		
Offense	Reported	Cleared
Murder	0	0
Aggravated Assault	0	0
Simple Assault	2	2
Intimidation	0	0
Stalking	0	0
Rape	0	0
Sodomy	0	0
Sexual Assault W/Object	1	0
Fondling	0	0
Incest	0	0
Statutory Rape	0	0
Kidnapping/Abduction	0	0
Total	3	2

Group B Arrests		
Offense	Adult	Juvenile
Bad Checks	0	0
Curfew/Loitering/Vagrancy	0	0
Disorderly Conduct	2	0
DUI	0	0
Family-Non Violent	0	0
Liquor Law Violations	0	0
Peeping Tom	0	0
Trespass	0	0
All Other Offenses	0	0
Total Group B	2	0

Griggs County Sheriff's Office - 2019

2019 Population Estimate 2,180

Offense Overview

Offense Total 47
 Number Cleared 18
 Percent Cleared 38.30 %
 Group A Crimes per 100,000 population 2,156.0

Arrest Overview

Total Arrests 24
 Adult Arrests 24
 Juvenile Arrests 0
 Unknown Age 0
 Arrests per 100,000 population 1,100.9
 Average number offenses/incident 1.27

Domestic Incident Victims		
Offense	Reported	Cleared
Murder	0	0
Aggravated Assault	0	0
Simple Assault	8	4
Intimidation	0	0
Stalking	1	0
Rape	2	0
Sodomy	0	0
Sexual Assault W/Object	0	0
Fondling	0	0
Incest	0	0
Statutory Rape	0	0
Kidnapping/Abduction	0	0
Total	11	4

Group B Arrests		
Offense	Adult	Juvenile
Bad Checks	0	0
Curfew/Loitering/Vagrancy	0	0
Disorderly Conduct	0	0
DUI	3	0
Family-Non Violent	0	0
Liquor Law Violations	0	0
Peeping Tom	0	0
Trespass	0	0
All Other Offenses	8	0
Total Group B	11	0

	Offenses		Arrests	
	Reported	Cleared	Adult	Juvenile
Group A Offenses				
Crimes Against Persons				
Murder	0	0	0	0
Negligent Manslaughter	0	0	0	0
Kidnapping/Abduction	0	0	0	0
Rape	2	0	0	0
Sodomy	0	0	0	0
Sexual Assault W/Object	0	0	0	0
Fondling	0	0	0	0
Incest	0	0	0	0
Statutory Rape	0	0	0	0
Aggravated Assault	1	0	0	0
Simple Assault	12	7	5	0
Intimidation	0	0	0	0
Stalking	2	0	0	0
Commercial Sex Acts	0	0	0	0
Involuntary Servitude	0	0	0	0
Crimes Against Property				
Arson	0	0	0	0
Bribery	0	0	0	0
Burglary	1	0	0	0
Counterfeiting/Forgery	0	0	0	0
Destruction/Damage/Vandalism	7	2	1	0
Embezzlement	0	0	0	0
Extortion/Blackmail	0	0	0	0
False Pretenses	3	3	3	0
Credit Card/ATM Fraud	0	0	0	0
Impersonation	0	0	0	0
Welfare Fraud	0	0	0	0
Wire Fraud	0	0	0	0
Identity Theft	0	0	0	0
Hacking/Computer Invasion	0	0	0	0
Motor Vehicle Theft	1	1	1	0
Robbery	0	0	0	0
Stolen Property Offenses	1	0	0	0
Pocket-picking	0	0	0	0
Purse-snatching	0	0	0	0
Shoplifting	0	0	0	0
Theft From Building	0	0	0	0
Theft From Coin Machine	0	0	0	0
Theft From Motor Vehicle	0	0	0	0
Theft of Motor Vehicle Parts	0	0	0	0
All Other Larceny	4	0	0	0
Crimes Against Society				
Animal Cruelty	0	0	0	0
Drug/Narcotic Violations	7	2	2	0
Drug Equipment Violations	6	3	1	0
Betting/Wagering	0	0	0	0
Operating/Promoting Gambling	0	0	0	0
Gambling Equipment Violations	0	0	0	0
Sports Tampering	0	0	0	0
Pornography/Obscene Material	0	0	0	0
Prostitution	0	0	0	0
Prostitution Assisting/Promoting	0	0	0	0
Purchasing Prostitution	0	0	0	0
Weapon Law Violations	0	0	0	0
Total Group A Offenses	47	18	13	0

Hettinger County Sheriff's Office - 2019

2019 Population Estimate 2,485

Offense Overview

Offense Total 75
 Number Cleared 18
 Percent Cleared 24.00 %
 Group A Crimes per 100,000 population 3,018.1

Arrest Overview

Total Arrests 18
 Adult Arrests 16
 Juvenile Arrests 2
 Unknown Age 0
 Arrests per 100,000 population 724.3
 Average number offenses/incident 1.27

	Offenses		Arrests	
	Reported	Cleared	Adult	Juvenile
Group A Offenses				
Crimes Against Persons				
Murder	0	0	0	0
Negligent Manslaughter	0	0	0	0
Kidnapping/Abduction	0	0	0	0
Rape	0	0	0	0
Sodomy	0	0	0	0
Sexual Assault W/Object	0	0	0	0
Fondling	0	0	0	0
Incest	0	0	0	0
Statutory Rape	0	0	0	0
Aggravated Assault	1	0	0	0
Simple Assault	9	1	1	0
Intimidation	9	6	2	1
Stalking	5	0	0	0
Commercial Sex Acts	0	0	0	0
Involuntary Servitude	0	0	0	0
Crimes Against Property				
Arson	0	0	0	0
Bribery	0	0	0	0
Burglary	2	0	0	0
Counterfeiting/Forgery	0	0	0	0
Destruction/Damage/Vandalism	13	3	0	0
Embezzlement	0	0	0	0
Extortion/Blackmail	0	0	0	0
False Pretenses	0	0	0	0
Credit Card/ATM Fraud	2	0	0	0
Impersonation	0	0	0	0
Welfare Fraud	0	0	0	0
Wire Fraud	1	0	0	0
Identity Theft	1	0	0	0
Hacking/Computer Invasion	0	0	0	0
Motor Vehicle Theft	5	1	1	0
Robbery	0	0	0	0
Stolen Property Offenses	1	1	0	0
Pocket-picking	0	0	0	0
Purse-snatching	0	0	0	0
Shoplifting	1	0	0	0
Theft From Building	1	0	0	0
Theft From Coin Machine	1	0	0	0
Theft From Motor Vehicle	4	0	0	0
Theft of Motor Vehicle Parts	1	0	0	0
All Other Larceny	9	0	0	0
Crimes Against Society				
Animal Cruelty	2	0	0	0
Drug/Narcotic Violations	2	2	1	0
Drug Equipment Violations	3	3	1	0
Betting/Wagering	0	0	0	0
Operating/Promoting Gambling	0	0	0	0
Gambling Equipment Violations	0	0	0	0
Sports Tampering	0	0	0	0
Pornography/Obscene Material	1	0	0	0
Prostitution	0	0	0	0
Prostitution Assisting/Promoting	0	0	0	0
Purchasing Prostitution	0	0	0	0
Weapon Law Violations	1	1	0	0
Total Group A Offenses	75	18	6	1

Domestic Incident Victims		
Offense	Reported	Cleared
Murder	0	0
Aggravated Assault	1	0
Simple Assault	7	1
Intimidation	6	4
Stalking	3	0
Rape	0	0
Sodomy	0	0
Sexual Assault W/Object	0	0
Fondling	0	0
Incest	0	0
Statutory Rape	0	0
Kidnapping/Abduction	0	0
Total	17	5

Group B Arrests		
Offense	Adult	Juvenile
Bad Checks	0	0
Curfew/Loitering/Vagrancy	0	0
Disorderly Conduct	3	0
DUI	5	0
Family-Non Violent	0	1
Liquor Law Violations	1	0
Peeping Tom	0	0
Trespass	0	0
All Other Offenses	1	0
Total Group B	10	1

Kidder County Sheriff's Office - 2019

2019 Population Estimate 1,707

Offense Overview

Offense Total 9
 Number Cleared 1
 Percent Cleared 11.11 %
 Group A Crimes per 100,000 population 527.2

Arrest Overview

Total Arrests 3
 Adult Arrests 3
 Juvenile Arrests 0
 Unknown Age 0
 Arrests per 100,000 population 175.7
 Average number offenses/incident 1.00

Domestic Incident Victims		
Offense	Reported	Cleared
Murder	0	0
Aggravated Assault	0	0
Simple Assault	0	0
Intimidation	0	0
Stalking	0	0
Rape	0	0
Sodomy	0	0
Sexual Assault W/Object	0	0
Fondling	0	0
Incest	0	0
Statutory Rape	0	0
Kidnapping/Abduction	0	0
Total	0	0

Group B Arrests		
Offense	Adult	Juvenile
Bad Checks	0	0
Curfew/Loitering/Vagrancy	0	0
Disorderly Conduct	0	0
DUI	0	0
Family-Non Violent	0	0
Liquor Law Violations	0	0
Peeping Tom	0	0
Trespass	1	0
All Other Offenses	1	0
Total Group B	2	0

	Offenses		Arrests	
	Reported	Cleared	Adult	Juvenile
Group A Offenses				
Crimes Against Persons				
Murder	0	0	0	0
Negligent Manslaughter	0	0	0	0
Kidnapping/Abduction	0	0	0	0
Rape	0	0	0	0
Sodomy	0	0	0	0
Sexual Assault W/Object	0	0	0	0
Fondling	0	0	0	0
Incest	0	0	0	0
Statutory Rape	0	0	0	0
Aggravated Assault	0	0	0	0
Simple Assault	0	0	0	0
Intimidation	0	0	0	0
Stalking	0	0	0	0
Commercial Sex Acts	0	0	0	0
Involuntary Servitude	0	0	0	0
Crimes Against Property				
Arson	0	0	0	0
Bribery	0	0	0	0
Burglary	3	0	0	0
Counterfeiting/Forgery	0	0	0	0
Destruction/Damage/Vandalism	1	0	0	0
Embezzlement	0	0	0	0
Extortion/Blackmail	0	0	0	0
False Pretenses	0	0	0	0
Credit Card/ATM Fraud	0	0	0	0
Impersonation	0	0	0	0
Welfare Fraud	0	0	0	0
Wire Fraud	0	0	0	0
Identity Theft	0	0	0	0
Hacking/Computer Invasion	0	0	0	0
Motor Vehicle Theft	0	0	0	0
Robbery	0	0	0	0
Stolen Property Offenses	0	0	0	0
Pocket-picking	0	0	0	0
Purse-snatching	0	0	0	0
Shoplifting	0	0	0	0
Theft From Building	0	0	0	0
Theft From Coin Machine	0	0	0	0
Theft From Motor Vehicle	0	0	0	0
Theft of Motor Vehicle Parts	0	0	0	0
All Other Larceny	4	0	0	0
Crimes Against Society				
Animal Cruelty	0	0	0	0
Drug/Narcotic Violations	0	0	0	0
Drug Equipment Violations	1	1	1	0
Betting/Wagering	0	0	0	0
Operating/Promoting Gambling	0	0	0	0
Gambling Equipment Violations	0	0	0	0
Sports Tampering	0	0	0	0
Pornography/Obscene Material	0	0	0	0
Prostitution	0	0	0	0
Prostitution Assisting/Promoting	0	0	0	0
Purchasing Prostitution	0	0	0	0
Weapon Law Violations	0	0	0	0
Total Group A Offenses	9	1	1	0

LaMoure County Sheriff's Office - 2019

2019 Population Estimate **3,100**

Offense Overview

Offense Total **21**
 Number Cleared **5**
 Percent Cleared **23.81 %**
 Group A Crimes per 100,000 population **677.4**

Arrest Overview

Total Arrests **7**
 Adult Arrests **7**
 Juvenile Arrests **0**
 Unknown Age **0**
 Arrests per 100,000 population **225.8**
 Average number offenses/incident **1.05**

	Offenses		Arrests	
	Reported	Cleared	Adult	Juvenile
Group A Offenses				
Crimes Against Persons				
Murder	0	0	0	0
Negligent Manslaughter	0	0	0	0
Kidnapping/Abduction	0	0	0	0
Rape	0	0	0	0
Sodomy	0	0	0	0
Sexual Assault W/Object	0	0	0	0
Fondling	0	0	0	0
Incest	0	0	0	0
Statutory Rape	0	0	0	0
Aggravated Assault	3	0	0	0
Simple Assault	8	3	2	0
Intimidation	1	1	1	0
Stalking	1	0	0	0
Commercial Sex Acts	0	0	0	0
Involuntary Servitude	0	0	0	0
Crimes Against Property				
Arson	0	0	0	0
Bribery	0	0	0	0
Burglary	1	0	0	0
Counterfeiting/Forgery	0	0	0	0
Destruction/Damage/Vandalism	1	1	0	0
Embezzlement	0	0	0	0
Extortion/Blackmail	0	0	0	0
False Pretenses	1	0	0	0
Credit Card/ATM Fraud	0	0	0	0
Impersonation	0	0	0	0
Welfare Fraud	0	0	0	0
Wire Fraud	0	0	0	0
Identity Theft	0	0	0	0
Hacking/Computer Invasion	0	0	0	0
Motor Vehicle Theft	1	0	0	0
Robbery	0	0	0	0
Stolen Property Offenses	0	0	0	0
Pocket-picking	0	0	0	0
Purse-snatching	0	0	0	0
Shoplifting	0	0	0	0
Theft From Building	0	0	0	0
Theft From Coin Machine	0	0	0	0
Theft From Motor Vehicle	0	0	0	0
Theft of Motor Vehicle Parts	1	0	0	0
All Other Larceny	1	0	0	0
Crimes Against Society				
Animal Cruelty	0	0	0	0
Drug/Narcotic Violations	2	0	0	0
Drug Equipment Violations	0	0	0	0
Betting/Wagering	0	0	0	0
Operating/Promoting Gambling	0	0	0	0
Gambling Equipment Violations	0	0	0	0
Sports Tampering	0	0	0	0
Pornography/Obscene Material	0	0	0	0
Prostitution	0	0	0	0
Prostitution Assisting/Promoting	0	0	0	0
Purchasing Prostitution	0	0	0	0
Weapon Law Violations	0	0	0	0
Total Group A Offenses	21	5	3	0

Domestic Incident Victims		
Offense	Reported	Cleared
Murder	0	0
Aggravated Assault	0	0
Simple Assault	7	3
Intimidation	1	1
Stalking	0	0
Rape	0	0
Sodomy	0	0
Sexual Assault W/Object	0	0
Fondling	0	0
Incest	0	0
Statutory Rape	0	0
Kidnapping/Abduction	0	0
Total	8	4

Group B Arrests		
Offense	Adult	Juvenile
Bad Checks	0	0
Curfew/Loitering/Vagrancy	0	0
Disorderly Conduct	0	0
DUI	3	0
Family-Non Violent	0	0
Liquor Law Violations	0	0
Peeping Tom	0	0
Trespass	1	0
All Other Offenses	0	0
Total Group B	4	0

Logan County Sheriff's Office - 2019

2019 Population Estimate 1,102

Offense Overview

Offense Total 10
 Number Cleared 9
 Percent Cleared 90.00 %
 Group A Crimes per 100,000 population 907.4

Arrest Overview

Total Arrests 11
 Adult Arrests 11
 Juvenile Arrests 0
 Unknown Age 0
 Arrests per 100,000 population 998.2
 Average number offenses/incident 1.25

	Offenses		Arrests	
	Reported	Cleared	Adult	Juvenile
Group A Offenses				
Crimes Against Persons				
Murder	0	0	0	0
Negligent Manslaughter	0	0	0	0
Kidnapping/Abduction	0	0	0	0
Rape	0	0	0	0
Sodomy	0	0	0	0
Sexual Assault W/Object	0	0	0	0
Fondling	0	0	0	0
Incest	0	0	0	0
Statutory Rape	0	0	0	0
Aggravated Assault	2	1	1	0
Simple Assault	2	2	2	0
Intimidation	4	4	2	0
Stalking	0	0	0	0
Commercial Sex Acts	0	0	0	0
Involuntary Servitude	0	0	0	0
Crimes Against Property				
Arson	0	0	0	0
Bribery	0	0	0	0
Burglary	0	0	0	0
Counterfeiting/Forgery	0	0	0	0
Destruction/Damage/Vandalism	0	0	0	0
Embezzlement	0	0	0	0
Extortion/Blackmail	0	0	0	0
False Pretenses	0	0	0	0
Credit Card/ATM Fraud	0	0	0	0
Impersonation	0	0	0	0
Welfare Fraud	0	0	0	0
Wire Fraud	0	0	0	0
Identity Theft	0	0	0	0
Hacking/Computer Invasion	0	0	0	0
Motor Vehicle Theft	0	0	0	0
Robbery	0	0	0	0
Stolen Property Offenses	0	0	0	0
Pocket-picking	0	0	0	0
Purse-snatching	0	0	0	0
Shoplifting	0	0	0	0
Theft From Building	0	0	0	0
Theft From Coin Machine	0	0	0	0
Theft From Motor Vehicle	0	0	0	0
Theft of Motor Vehicle Parts	0	0	0	0
All Other Larceny	0	0	0	0
Crimes Against Society				
Animal Cruelty	0	0	0	0
Drug/Narcotic Violations	1	1	1	0
Drug Equipment Violations	1	1	1	0
Betting/Wagering	0	0	0	0
Operating/Promoting Gambling	0	0	0	0
Gambling Equipment Violations	0	0	0	0
Sports Tampering	0	0	0	0
Pornography/Obscene Material	0	0	0	0
Prostitution	0	0	0	0
Prostitution Assisting/Promoting	0	0	0	0
Purchasing Prostitution	0	0	0	0
Weapon Law Violations	0	0	0	0
Total Group A Offenses	10	9	7	0

Domestic Incident Victims		
Offense	Reported	Cleared
Murder	0	0
Aggravated Assault	1	0
Simple Assault	1	1
Intimidation	2	2
Stalking	0	0
Rape	0	0
Sodomy	0	0
Sexual Assault W/Object	0	0
Fondling	0	0
Incest	0	0
Statutory Rape	0	0
Kidnapping/Abduction	0	0
Total	4	3

Group B Arrests		
Offense	Adult	Juvenile
Bad Checks	0	0
Curfew/Loitering/Vagrancy	0	0
Disorderly Conduct	0	0
DUI	3	0
Family-Non Violent	0	0
Liquor Law Violations	0	0
Peeping Tom	0	0
Trespass	0	0
All Other Offenses	1	0
Total Group B	4	0

McHenry County Sheriff's Office - 2019

2019 Population Estimate 5,791

Offense Overview

Offense Total	208
Number Cleared	116
Percent Cleared	55.77 %
Group A Crimes per 100,000 population	3,591.8

Arrest Overview

Total Arrests	116
Adult Arrests	112
Juvenile Arrests	4
Unknown Age	0
Arrests per 100,000 population	2,003.1
Average number offenses/incident	1.46

Domestic Incident Victims		
Offense	Reported	Cleared
Murder	0	0
Aggravated Assault	1	0
Simple Assault	19	11
Intimidation	6	5
Stalking	0	0
Rape	1	1
Sodomy	0	0
Sexual Assault W/Object	0	0
Fondling	0	0
Incest	0	0
Statutory Rape	0	0
Kidnapping/Abduction	0	0
Total	27	17

Group B Arrests		
Offense	Adult	Juvenile
Bad Checks	0	0
Curfew/Loitering/Vagrancy	0	0
Disorderly Conduct	2	0
DUI	13	0
Family-Non Violent	0	0
Liquor Law Violations	0	1
Peeping Tom	0	0
Trespass	1	0
All Other Offenses	10	0
Total Group B	26	1

	Offenses		Arrests	
	Reported	Cleared	Adult	Juvenile
Group A Offenses				
Crimes Against Persons				
Murder	0	0	0	0
Negligent Manslaughter	0	0	0	0
Kidnapping/Abduction	0	0	0	0
Rape	2	2	2	0
Sodomy	0	0	0	0
Sexual Assault W/Object	0	0	0	0
Fondling	1	0	0	0
Incest	0	0	0	0
Statutory Rape	0	0	0	0
Aggravated Assault	4	2	2	0
Simple Assault	25	12	9	2
Intimidation	15	13	3	0
Stalking	6	2	1	0
Commercial Sex Acts	0	0	0	0
Involuntary Servitude	0	0	0	0
Crimes Against Property				
Arson	1	0	0	0
Bribery	0	0	0	0
Burglary	7	1	1	0
Counterfeiting/Forgery	2	0	0	0
Destruction/Damage/Vandalism	18	2	0	0
Embezzlement	0	0	0	0
Extortion/Blackmail	0	0	0	0
False Pretenses	7	5	6	0
Credit Card/ATM Fraud	0	0	0	0
Impersonation	0	0	0	0
Welfare Fraud	0	0	0	0
Wire Fraud	0	0	0	0
Identity Theft	1	0	0	0
Hacking/Computer Invasion	1	0	0	0
Motor Vehicle Theft	8	1	2	0
Robbery	0	0	0	0
Stolen Property Offenses	3	1	0	0
Pocket-picking	0	0	0	0
Purse-snatching	0	0	0	0
Shoplifting	0	0	0	0
Theft From Building	1	0	0	0
Theft From Coin Machine	0	0	0	0
Theft From Motor Vehicle	2	0	0	0
Theft of Motor Vehicle Parts	0	0	0	0
All Other Larceny	19	0	0	0
Crimes Against Society				
Animal Cruelty	0	0	0	0
Drug/Narcotic Violations	34	31	35	0
Drug Equipment Violations	45	38	21	1
Betting/Wagering	0	0	0	0
Operating/Promoting Gambling	0	0	0	0
Gambling Equipment Violations	0	0	0	0
Sports Tampering	0	0	0	0
Pornography/Obscene Material	0	0	0	0
Prostitution	0	0	0	0
Prostitution Assisting/Promoting	0	0	0	0
Purchasing Prostitution	0	0	0	0
Weapon Law Violations	6	6	4	0
Total Group A Offenses	208	116	86	3

McIntosh County Sheriff's Office - 2019

2019 Population Estimate 1,604

Offense Overview

Offense Total 10
 Number Cleared 5
 Percent Cleared 50.00 %
 Group A Crimes per 100,000 population 623.4

Arrest Overview

Total Arrests 6
 Adult Arrests 6
 Juvenile Arrests 0
 Unknown Age 0
 Arrests per 100,000 population 374.1
 Average number offenses/incident 2.00

Domestic Incident Victims		
Offense	Reported	Cleared
Murder	0	0
Aggravated Assault	0	0
Simple Assault	5	1
Intimidation	2	2
Stalking	0	0
Rape	0	0
Sodomy	0	0
Sexual Assault W/Object	0	0
Fondling	0	0
Incest	0	0
Statutory Rape	0	0
Kidnapping/Abduction	0	0
Total	7	3

Group B Arrests		
Offense	Adult	Juvenile
Bad Checks	0	0
Curfew/Loitering/Vagrancy	0	0
Disorderly Conduct	0	0
DUI	3	0
Family-Non Violent	0	0
Liquor Law Violations	1	0
Peeping Tom	0	0
Trespass	0	0
All Other Offenses	1	0
Total Group B	5	0

	Offenses		Arrests	
	Reported	Cleared	Adult	Juvenile
Group A Offenses				
Crimes Against Persons				
Murder	0	0	0	0
Negligent Manslaughter	0	0	0	0
Kidnapping/Abduction	0	0	0	0
Rape	0	0	0	0
Sodomy	0	0	0	0
Sexual Assault W/Object	0	0	0	0
Fondling	1	0	0	0
Incest	0	0	0	0
Statutory Rape	0	0	0	0
Aggravated Assault	0	0	0	0
Simple Assault	7	3	1	0
Intimidation	2	2	0	0
Stalking	0	0	0	0
Commercial Sex Acts	0	0	0	0
Involuntary Servitude	0	0	0	0
Crimes Against Property				
Arson	0	0	0	0
Bribery	0	0	0	0
Burglary	0	0	0	0
Counterfeiting/Forgery	0	0	0	0
Destruction/Damage/Vandalism	0	0	0	0
Embezzlement	0	0	0	0
Extortion/Blackmail	0	0	0	0
False Pretenses	0	0	0	0
Credit Card/ATM Fraud	0	0	0	0
Impersonation	0	0	0	0
Welfare Fraud	0	0	0	0
Wire Fraud	0	0	0	0
Identity Theft	0	0	0	0
Hacking/Computer Invasion	0	0	0	0
Motor Vehicle Theft	0	0	0	0
Robbery	0	0	0	0
Stolen Property Offenses	0	0	0	0
Pocket-picking	0	0	0	0
Purse-snatching	0	0	0	0
Shoplifting	0	0	0	0
Theft From Building	0	0	0	0
Theft From Coin Machine	0	0	0	0
Theft From Motor Vehicle	0	0	0	0
Theft of Motor Vehicle Parts	0	0	0	0
All Other Larceny	0	0	0	0
Crimes Against Society				
Animal Cruelty	0	0	0	0
Drug/Narcotic Violations	0	0	0	0
Drug Equipment Violations	0	0	0	0
Betting/Wagering	0	0	0	0
Operating/Promoting Gambling	0	0	0	0
Gambling Equipment Violations	0	0	0	0
Sports Tampering	0	0	0	0
Pornography/Obscene Material	0	0	0	0
Prostitution	0	0	0	0
Prostitution Assisting/Promoting	0	0	0	0
Purchasing Prostitution	0	0	0	0
Weapon Law Violations	0	0	0	0
Total Group A Offenses	10	5	1	0

McKenzie County Sheriff's Office - 2019

2019 Population Estimate 6,149

Offense Overview

Offense Total 653
 Number Cleared 310
 Percent Cleared 47.47 %
 Group A Crimes per 100,000 population 10,619.6

Arrest Overview

Total Arrests 455
 Adult Arrests 442
 Juvenile Arrests 13
 Unknown Age 0
 Arrests per 100,000 population 7,399.6
 Average number offenses/incident 1.30

Domestic Incident Victims		
Offense	Reported	Cleared
Murder	0	0
Aggravated Assault	6	4
Simple Assault	42	21
Intimidation	17	14
Stalking	1	0
Rape	0	0
Sodomy	0	0
Sexual Assault W/Object	0	0
Fondling	3	1
Incest	0	0
Statutory Rape	1	0
Kidnapping/Abduction	0	0
Total	70	40

Group B Arrests		
Offense	Adult	Juvenile
Bad Checks	0	0
Curfew/Loitering/Vagrancy	0	0
Disorderly Conduct	12	0
DUI	180	1
Family-Non Violent	0	0
Liquor Law Violations	18	7
Peeping Tom	0	0
Trespass	3	0
All Other Offenses	37	0
Total Group B	256	8

	Offenses		Arrests	
	Reported	Cleared	Adult	Juvenile
Group A Offenses				
Crimes Against Persons				
Murder	0	0	0	0
Negligent Manslaughter	0	0	0	0
Kidnapping/Abduction	0	0	0	0
Rape	5	1	0	0
Sodomy	2	1	1	0
Sexual Assault W/Object	1	0	0	0
Fondling	9	1	0	0
Incest	0	0	0	0
Statutory Rape	1	0	0	0
Aggravated Assault	7	5	6	0
Simple Assault	72	34	29	0
Intimidation	63	46	24	1
Stalking	2	0	0	0
Commercial Sex Acts	0	0	0	0
Involuntary Servitude	0	0	0	0
Crimes Against Property				
Arson	1	0	0	0
Bribery	1	1	1	0
Burglary	25	7	2	0
Counterfeiting/Forgery	9	7	6	0
Destruction/Damage/Vandalism	43	7	0	0
Embezzlement	1	0	0	0
Extortion/Blackmail	0	0	0	0
False Pretenses	8	0	0	0
Credit Card/ATM Fraud	2	0	0	0
Impersonation	8	1	1	0
Welfare Fraud	1	0	0	0
Wire Fraud	3	0	0	0
Identity Theft	0	0	0	0
Hacking/Computer Invasion	0	0	0	0
Motor Vehicle Theft	30	6	4	0
Robbery	0	0	0	0
Stolen Property Offenses	5	2	2	0
Pocket-picking	0	0	0	0
Purse-snatching	0	0	0	0
Shoplifting	0	0	0	0
Theft From Building	5	1	0	0
Theft From Coin Machine	0	0	0	0
Theft From Motor Vehicle	7	0	0	0
Theft of Motor Vehicle Parts	2	0	0	0
All Other Larceny	104	6	2	0
Crimes Against Society				
Animal Cruelty	0	0	0	0
Drug/Narcotic Violations	91	75	67	1
Drug Equipment Violations	120	92	35	3
Betting/Wagering	0	0	0	0
Operating/Promoting Gambling	0	0	0	0
Gambling Equipment Violations	0	0	0	0
Sports Tampering	0	0	0	0
Pornography/Obscene Material	2	0	0	0
Prostitution	0	0	0	0
Prostitution Assisting/Promoting	1	0	0	0
Purchasing Prostitution	0	0	0	0
Weapon Law Violations	22	17	12	0
Total Group A Offenses	653	310	192	5

McLean County Sheriff's Office - 2019

2019 Population Estimate	9,480	Offenses		Arrests	
Offense Overview		Reported	Cleared	Adult	Juvenile
		Group A Offenses			
		Crimes Against Persons			
Offense Total	501				
Number Cleared	295	Murder	0	0	0
Percent Cleared	58.88 %	Negligent Manslaughter	0	0	0
Group A Crimes per 100,000 population	5,284.8	Kidnapping/Abduction	0	0	0
		Rape	3	0	0
		Sodomy	0	0	0
		Sexual Assault W/Object	0	0	0
		Fondling	5	2	1
		Incest	0	0	0
		Statutory Rape	1	0	0
		Aggravated Assault	9	4	4
		Simple Assault	26	20	15
		Intimidation	9	5	2
		Stalking	23	0	0
		Commercial Sex Acts	0	0	0
		Involuntary Servitude	0	0	0
		Crimes Against Property			
		Arson	0	0	0
		Bribery	0	0	0
		Burglary	21	0	0
		Counterfeiting/Forgery	2	1	0
		Destruction/Damage/Vandalism	40	5	2
		Embezzlement	0	0	0
		Extortion/Blackmail	0	0	0
		False Pretenses	14	9	7
		Credit Card/ATM Fraud	4	0	0
		Impersonation	0	0	0
		Welfare Fraud	0	0	0
		Wire Fraud	4	0	0
		Identity Theft	6	0	0
		Hacking/Computer Invasion	3	0	0
		Motor Vehicle Theft	6	2	2
		Robbery	0	0	0
		Stolen Property Offenses	12	7	7
		Pocket-picking	0	0	0
		Purse-snatching	0	0	0
		Shoplifting	1	0	0
		Theft From Building	6	0	0
		Theft From Coin Machine	1	0	0
		Theft From Motor Vehicle	3	0	0
		Theft of Motor Vehicle Parts	0	0	0
		All Other Larceny	43	5	6
		Crimes Against Society			
		Animal Cruelty	2	0	0
		Drug/Narcotic Violations	110	103	99
		Drug Equipment Violations	142	127	65
		Betting/Wagering	0	0	0
		Operating/Promoting Gambling	0	0	0
		Gambling Equipment Violations	0	0	0
		Sports Tampering	0	0	0
		Pornography/Obscene Material	1	1	0
		Prostitution	0	0	0
		Prostitution Assisting/Promoting	0	0	0
		Purchasing Prostitution	0	0	0
		Weapon Law Violations	4	4	5
		Total Group A Offenses	501	295	215
				12	

Average number offenses/incident 1.29

Domestic Incident Victims		
Offense	Reported	Cleared
Murder	0	0
Aggravated Assault	3	3
Simple Assault	21	19
Intimidation	4	2
Stalking	10	0
Rape	2	0
Sodomy	0	0
Sexual Assault W/Object	0	0
Fondling	1	0
Incest	0	0
Statutory Rape	0	0
Kidnapping/Abduction	0	0
Total	41	24

Group B Arrests		
Offense	Adult	Juvenile
Bad Checks	0	0
Curfew/Loitering/Vagrancy	0	0
Disorderly Conduct	6	1
DUI	66	0
Family-Non Violent	0	1
Liquor Law Violations	27	13
Peeping Tom	0	0
Trespass	0	0
All Other Offenses	24	1
Total Group B	129	16

Mercer County Sheriff's Office - 2019

2019 Population Estimate 2,615

Offense Overview

Offense Total	117
Number Cleared	71
Percent Cleared	60.68 %
Group A Crimes per 100,000 population	4,474.2

Arrest Overview

Total Arrests	141
Adult Arrests	132
Juvenile Arrests	9
Unknown Age	0
Arrests per 100,000 population	5,392.0
Average number offenses/incident	1.44

	Offenses		Arrests	
	Reported	Cleared	Adult	Juvenile
Group A Offenses				
Crimes Against Persons				
Murder	0	0	0	0
Negligent Manslaughter	0	0	0	0
Kidnapping/Abduction	0	0	0	0
Rape	1	0	0	0
Sodomy	0	0	0	0
Sexual Assault W/Object	0	0	0	0
Fondling	2	0	0	0
Incest	0	0	0	0
Statutory Rape	0	0	0	0
Aggravated Assault	0	0	0	0
Simple Assault	12	5	4	1
Intimidation	7	2	2	0
Stalking	1	1	1	0
Commercial Sex Acts	0	0	0	0
Involuntary Servitude	0	0	0	0
Crimes Against Property				
Arson	0	0	0	0
Bribery	0	0	0	0
Burglary	10	4	2	4
Counterfeiting/Forgery	0	0	0	0
Destruction/Damage/Vandalism	7	1	1	0
Embezzlement	1	0	0	0
Extortion/Blackmail	0	0	0	0
False Pretenses	6	3	4	0
Credit Card/ATM Fraud	0	0	0	0
Impersonation	0	0	0	0
Welfare Fraud	0	0	0	0
Wire Fraud	0	0	0	0
Identity Theft	1	0	0	0
Hacking/Computer Invasion	0	0	0	0
Motor Vehicle Theft	1	1	1	0
Robbery	0	0	0	0
Stolen Property Offenses	4	3	3	0
Pocket-picking	0	0	0	0
Purse-snatching	0	0	0	0
Shoplifting	0	0	0	0
Theft From Building	3	0	0	0
Theft From Coin Machine	0	0	0	0
Theft From Motor Vehicle	1	0	0	0
Theft of Motor Vehicle Parts	0	0	0	0
All Other Larceny	2	0	0	0
Crimes Against Society				
Animal Cruelty	1	0	0	0
Drug/Narcotic Violations	26	25	15	2
Drug Equipment Violations	29	24	8	0
Betting/Wagering	0	0	0	0
Operating/Promoting Gambling	0	0	0	0
Gambling Equipment Violations	0	0	0	0
Sports Tampering	0	0	0	0
Pornography/Obscene Material	0	0	0	0
Prostitution	0	0	0	0
Prostitution Assisting/Promoting	0	0	0	0
Purchasing Prostitution	0	0	0	0
Weapon Law Violations	2	2	0	0
Total Group A Offenses	117	71	41	7

Domestic Incident Victims		
Offense	Reported	Cleared
Murder	0	0
Aggravated Assault	0	0
Simple Assault	10	5
Intimidation	3	2
Stalking	0	0
Rape	0	0
Sodomy	0	0
Sexual Assault W/Object	0	0
Fondling	1	0
Incest	0	0
Statutory Rape	0	0
Kidnapping/Abduction	0	0
Total	14	7

Group B Arrests		
Offense	Adult	Juvenile
Bad Checks	41	0
Curfew/Loitering/Vagrancy	0	0
Disorderly Conduct	2	0
DUI	17	0
Family-Non Violent	0	0
Liquor Law Violations	27	2
Peeping Tom	0	0
Trespass	0	0
All Other Offenses	4	0
Total Group B	91	2

Morton County Sheriff's Office - 2019

2019 Population Estimate 8,123

Offense Overview

Offense Total 291
 Number Cleared 68
 Percent Cleared 23.37 %
 Group A Crimes per 100,000 population 3,582.4

Arrest Overview

Total Arrests 152
 Adult Arrests 133
 Juvenile Arrests 19
 Unknown Age 0
 Arrests per 100,000 population 1,871.2
 Average number offenses/incident 1.17

	Offenses		Arrests	
	Reported	Cleared	Adult	Juvenile
Group A Offenses				
Crimes Against Persons				
Murder	0	0	0	0
Negligent Manslaughter	0	0	0	0
Kidnapping/Abduction	1	1	0	0
Rape	0	0	0	0
Sodomy	0	0	0	0
Sexual Assault W/Object	0	0	0	0
Fondling	7	0	0	0
Incest	0	0	0	0
Statutory Rape	1	0	0	0
Aggravated Assault	3	0	0	0
Simple Assault	30	9	7	3
Intimidation	7	1	1	0
Stalking	21	0	0	0
Commercial Sex Acts	0	0	0	0
Involuntary Servitude	0	0	0	0
Crimes Against Property				
Arson	1	0	0	0
Bribery	0	0	0	0
Burglary	18	1	1	0
Counterfeiting/Forgery	2	0	0	0
Destruction/Damage/Vandalism	14	1	1	0
Embezzlement	0	0	0	0
Extortion/Blackmail	0	0	0	0
False Pretenses	7	1	1	0
Credit Card/ATM Fraud	1	0	0	0
Impersonation	2	0	0	0
Welfare Fraud	0	0	0	0
Wire Fraud	11	0	0	0
Identity Theft	3	0	0	0
Hacking/Computer Invasion	1	0	0	0
Motor Vehicle Theft	11	1	1	2
Robbery	0	0	0	0
Stolen Property Offenses	2	2	1	0
Pocket-picking	0	0	0	0
Purse-snatching	0	0	0	0
Shoplifting	0	0	0	0
Theft From Building	3	1	0	0
Theft From Coin Machine	0	0	0	0
Theft From Motor Vehicle	5	0	0	0
Theft of Motor Vehicle Parts	3	0	0	0
All Other Larceny	80	4	0	1
Crimes Against Society				
Animal Cruelty	6	0	0	0
Drug/Narcotic Violations	23	21	19	1
Drug Equipment Violations	24	23	7	0
Betting/Wagering	0	0	0	0
Operating/Promoting Gambling	0	0	0	0
Gambling Equipment Violations	0	0	0	0
Sports Tampering	0	0	0	0
Pornography/Obscene Material	0	0	0	0
Prostitution	0	0	0	0
Prostitution Assisting/Promoting	0	0	0	0
Purchasing Prostitution	0	0	0	0
Weapon Law Violations	4	2	2	0
Total Group A Offenses	291	68	41	7

Domestic Incident Victims		
Offense	Reported	Cleared
Murder	0	0
Aggravated Assault	1	0
Simple Assault	11	5
Intimidation	4	1
Stalking	8	0
Rape	0	0
Sodomy	0	0
Sexual Assault W/Object	0	0
Fondling	2	0
Incest	0	0
Statutory Rape	0	0
Kidnapping/Abduction	1	1
Total	27	7

Group B Arrests		
Offense	Adult	Juvenile
Bad Checks	0	0
Curfew/Loitering/Vagrancy	0	0
Disorderly Conduct	2	0
DUI	47	0
Family-Non Violent	0	4
Liquor Law Violations	33	7
Peeping Tom	0	0
Trespass	1	0
All Other Offenses	9	1
Total Group B	92	12

Mountrail County Sheriff's Office - 2019

2019 Population Estimate 5,011

Offense Overview

Offense Total 167
 Number Cleared 44
 Percent Cleared 26.35 %
 Group A Crimes per 100,000
 population 3,332.7

Arrest Overview

Total Arrests 79
 Adult Arrests 78
 Juvenile Arrests 1
 Unknown Age 0
 Arrests per 100,000 population 1,576.5
 Average number offenses/incident 1.14

Domestic Incident Victims		
Offense	Reported	Cleared
Murder	1	1
Aggravated Assault	0	0
Simple Assault	11	10
Intimidation	1	0
Stalking	0	0
Rape	1	0
Sodomy	0	0
Sexual Assault W/Object	0	0
Fondling	0	0
Incest	0	0
Statutory Rape	0	0
Kidnapping/Abduction	0	0
Total	14	11

Group B Arrests		
Offense	Adult	Juvenile
Bad Checks	0	0
Curfew/Loitering/Vagrancy	0	0
Disorderly Conduct	8	0
DUI	23	0
Family-Non Violent	0	0
Liquor Law Violations	1	0
Peeping Tom	0	0
Trespass	2	0
All Other Offenses	7	0
Total Group B	41	0

	Offenses		Arrests	
	Reported	Cleared	Adult	Juvenile
Group A Offenses				
Crimes Against Persons				
Murder	1	1	0	1
Negligent Manslaughter	0	0	0	0
Kidnapping/Abduction	0	0	0	0
Rape	1	0	0	0
Sodomy	0	0	0	0
Sexual Assault W/Object	0	0	0	0
Fondling	1	0	0	0
Incest	0	0	0	0
Statutory Rape	0	0	0	0
Aggravated Assault	0	0	0	0
Simple Assault	21	13	13	0
Intimidation	8	1	1	0
Stalking	0	0	0	0
Commercial Sex Acts	0	0	0	0
Involuntary Servitude	0	0	0	0
Crimes Against Property				
Arson	0	0	0	0
Bribery	0	0	0	0
Burglary	4	0	0	0
Counterfeiting/Forgery	8	1	1	0
Destruction/Damage/Vandalism	23	2	1	0
Embezzlement	0	0	0	0
Extortion/Blackmail	0	0	0	0
False Pretenses	5	0	0	0
Credit Card/ATM Fraud	1	0	0	0
Impersonation	5	0	0	0
Welfare Fraud	0	0	0	0
Wire Fraud	1	0	0	0
Identity Theft	0	0	0	0
Hacking/Computer Invasion	0	0	0	0
Motor Vehicle Theft	8	0	0	0
Robbery	0	0	0	0
Stolen Property Offenses	3	2	1	0
Pocket-picking	0	0	0	0
Purse-snatching	0	0	0	0
Shoplifting	1	1	1	0
Theft From Building	1	0	0	0
Theft From Coin Machine	0	0	0	0
Theft From Motor Vehicle	4	0	0	0
Theft of Motor Vehicle Parts	0	0	0	0
All Other Larceny	43	1	1	0
Crimes Against Society				
Animal Cruelty	1	0	0	0
Drug/Narcotic Violations	13	10	8	0
Drug Equipment Violations	13	11	8	0
Betting/Wagering	0	0	0	0
Operating/Promoting Gambling	0	0	0	0
Gambling Equipment Violations	0	0	0	0
Sports Tampering	0	0	0	0
Pornography/Obscene Material	0	0	0	0
Prostitution	0	0	0	0
Prostitution Assisting/Promoting	0	0	0	0
Purchasing Prostitution	0	0	0	0
Weapon Law Violations	1	1	2	0
Total Group A Offenses	167	44	37	1

Nelson County Sheriff's Office - 2019

2019 Population Estimate 2,799

Offense Overview

Offense Total	65
Number Cleared	26
Percent Cleared	40.00 %
Group A Crimes per 100,000 population	2,322.3

Arrest Overview

Total Arrests	38
Adult Arrests	36
Juvenile Arrests	2
Unknown Age	0
Arrests per 100,000 population	1,357.6
Average number offenses/incident	1.27

	Offenses		Arrests	
	Reported	Cleared	Adult	Juvenile
Group A Offenses				
Crimes Against Persons				
Murder	0	0	0	0
Negligent Manslaughter	0	0	0	0
Kidnapping/Abduction	0	0	0	0
Rape	0	0	0	0
Sodomy	0	0	0	0
Sexual Assault W/Object	0	0	0	0
Fondling	0	0	0	0
Incest	0	0	0	0
Statutory Rape	0	0	0	0
Aggravated Assault	5	2	2	0
Simple Assault	2	1	1	0
Intimidation	4	4	3	0
Stalking	2	0	0	0
Commercial Sex Acts	0	0	0	0
Involuntary Servitude	0	0	0	0
Crimes Against Property				
Arson	0	0	0	0
Bribery	0	0	0	0
Burglary	5	1	1	0
Counterfeiting/Forgery	1	0	0	0
Destruction/Damage/Vandalism	11	3	0	0
Embezzlement	0	0	0	0
Extortion/Blackmail	0	0	0	0
False Pretenses	0	0	0	0
Credit Card/ATM Fraud	0	0	0	0
Impersonation	0	0	0	0
Welfare Fraud	0	0	0	0
Wire Fraud	0	0	0	0
Identity Theft	1	0	0	0
Hacking/Computer Invasion	0	0	0	0
Motor Vehicle Theft	2	0	0	0
Robbery	0	0	0	0
Stolen Property Offenses	1	0	0	0
Pocket-picking	0	0	0	0
Purse-snatching	0	0	0	0
Shoplifting	0	0	0	0
Theft From Building	0	0	0	0
Theft From Coin Machine	0	0	0	0
Theft From Motor Vehicle	0	0	0	0
Theft of Motor Vehicle Parts	0	0	0	0
All Other Larceny	10	2	0	0
Crimes Against Society				
Animal Cruelty	0	0	0	0
Drug/Narcotic Violations	10	7	8	0
Drug Equipment Violations	9	6	4	0
Betting/Wagering	0	0	0	0
Operating/Promoting Gambling	0	0	0	0
Gambling Equipment Violations	0	0	0	0
Sports Tampering	0	0	0	0
Pornography/Obscene Material	2	0	0	0
Prostitution	0	0	0	0
Prostitution Assisting/Promoting	0	0	0	0
Purchasing Prostitution	0	0	0	0
Weapon Law Violations	0	0	0	0
Total Group A Offenses	65	26	19	0

Domestic Incident Victims		
Offense	Reported	Cleared
Murder	0	0
Aggravated Assault	2	1
Simple Assault	1	1
Intimidation	2	2
Stalking	0	0
Rape	0	0
Sodomy	0	0
Sexual Assault W/Object	0	0
Fondling	0	0
Incest	0	0
Statutory Rape	0	0
Kidnapping/Abduction	0	0
Total	5	4

Group B Arrests		
Offense	Adult	Juvenile
Bad Checks	0	0
Curfew/Loitering/Vagrancy	0	0
Disorderly Conduct	2	0
DUI	8	0
Family-Non Violent	0	1
Liquor Law Violations	4	1
Peeping Tom	0	0
Trespass	0	0
All Other Offenses	3	0
Total Group B	17	2

Oliver County Sheriff's Office - 2019

2019 Population Estimate 1,939

Offense Overview

Offense Total 14
 Number Cleared 8
 Percent Cleared 57.14 %
 Group A Crimes per 100,000 population 722.0

Arrest Overview

Total Arrests 8
 Adult Arrests 8
 Juvenile Arrests 0
 Unknown Age 0
 Arrests per 100,000 population 412.6
 Average number offenses/incident 1.27

	Offenses		Arrests	
	Reported	Cleared	Adult	Juvenile
Group A Offenses				
Crimes Against Persons				
Murder	0	0	0	0
Negligent Manslaughter	0	0	0	0
Kidnapping/Abduction	0	0	0	0
Rape	0	0	0	0
Sodomy	0	0	0	0
Sexual Assault W/Object	0	0	0	0
Fondling	1	0	0	0
Incest	0	0	0	0
Statutory Rape	1	0	0	0
Aggravated Assault	0	0	0	0
Simple Assault	1	0	0	0
Intimidation	0	0	0	0
Stalking	0	0	0	0
Commercial Sex Acts	0	0	0	0
Involuntary Servitude	0	0	0	0
Crimes Against Property				
Arson	0	0	0	0
Bribery	0	0	0	0
Burglary	1	0	0	0
Counterfeiting/Forgery	0	0	0	0
Destruction/Damage/Vandalism	0	0	0	0
Embezzlement	0	0	0	0
Extortion/Blackmail	0	0	0	0
False Pretenses	0	0	0	0
Credit Card/ATM Fraud	0	0	0	0
Impersonation	0	0	0	0
Welfare Fraud	0	0	0	0
Wire Fraud	0	0	0	0
Identity Theft	0	0	0	0
Hacking/Computer Invasion	0	0	0	0
Motor Vehicle Theft	1	0	0	0
Robbery	0	0	0	0
Stolen Property Offenses	0	0	0	0
Pocket-picking	0	0	0	0
Purse-snatching	0	0	0	0
Shoplifting	0	0	0	0
Theft From Building	0	0	0	0
Theft From Coin Machine	0	0	0	0
Theft From Motor Vehicle	0	0	0	0
Theft of Motor Vehicle Parts	0	0	0	0
All Other Larceny	1	0	0	0
Crimes Against Society				
Animal Cruelty	0	0	0	0
Drug/Narcotic Violations	4	4	3	0
Drug Equipment Violations	4	4	1	0
Betting/Wagering	0	0	0	0
Operating/Promoting Gambling	0	0	0	0
Gambling Equipment Violations	0	0	0	0
Sports Tampering	0	0	0	0
Pornography/Obscene Material	0	0	0	0
Prostitution	0	0	0	0
Prostitution Assisting/Promoting	0	0	0	0
Purchasing Prostitution	0	0	0	0
Weapon Law Violations	0	0	0	0
Total Group A Offenses	14	8	4	0

Domestic Incident Victims		
Offense	Reported	Cleared
Murder	0	0
Aggravated Assault	0	0
Simple Assault	0	0
Intimidation	0	0
Stalking	0	0
Rape	0	0
Sodomy	0	0
Sexual Assault W/Object	0	0
Fondling	1	0
Incest	0	0
Statutory Rape	0	0
Kidnapping/Abduction	0	0
Total	1	0

Group B Arrests		
Offense	Adult	Juvenile
Bad Checks	0	0
Curfew/Loitering/Vagrancy	0	0
Disorderly Conduct	0	0
DUI	3	0
Family-Non Violent	0	0
Liquor Law Violations	0	0
Peeping Tom	0	0
Trespass	0	0
All Other Offenses	1	0
Total Group B	4	0

Pembina County Sheriff's Office - 2019

2019 Population Estimate **5,545**

Offense Overview

Offense Total **144**
 Number Cleared **53**
 Percent Cleared **36.81 %**
 Group A Crimes per 100,000 population **2,596.9**

Arrest Overview

Total Arrests **70**
 Adult Arrests **66**
 Juvenile Arrests **4**
 Unknown Age **0**
 Arrests per 100,000 population **1,262.4**
 Average number offenses/incident **1.26**

	Offenses		Arrests	
	Reported	Cleared	Adult	Juvenile
Group A Offenses				
Crimes Against Persons				
Murder	0	0	0	0
Negligent Manslaughter	0	0	0	0
Kidnapping/Abduction	0	0	0	0
Rape	0	0	0	0
Sodomy	0	0	0	0
Sexual Assault W/Object	0	0	0	0
Fondling	2	0	0	0
Incest	0	0	0	0
Statutory Rape	0	0	0	0
Aggravated Assault	6	3	3	0
Simple Assault	25	13	10	0
Intimidation	9	5	3	0
Stalking	0	0	0	0
Commercial Sex Acts	0	0	0	0
Involuntary Servitude	0	0	0	0
Crimes Against Property				
Arson	0	0	0	0
Bribery	0	0	0	0
Burglary	12	0	0	0
Counterfeiting/Forgery	0	0	0	0
Destruction/Damage/Vandalism	15	0	0	0
Embezzlement	0	0	0	0
Extortion/Blackmail	0	0	0	0
False Pretenses	3	1	0	0
Credit Card/ATM Fraud	1	0	0	0
Impersonation	2	0	0	0
Welfare Fraud	0	0	0	0
Wire Fraud	0	0	0	0
Identity Theft	0	0	0	0
Hacking/Computer Invasion	0	0	0	0
Motor Vehicle Theft	5	2	0	0
Robbery	0	0	0	0
Stolen Property Offenses	3	2	1	1
Pocket-picking	0	0	0	0
Purse-snatching	0	0	0	0
Shoplifting	2	0	0	0
Theft From Building	1	0	0	0
Theft From Coin Machine	0	0	0	0
Theft From Motor Vehicle	1	1	0	0
Theft of Motor Vehicle Parts	1	0	0	0
All Other Larceny	20	3	2	0
Crimes Against Society				
Animal Cruelty	0	0	0	0
Drug/Narcotic Violations	14	10	11	0
Drug Equipment Violations	18	11	4	0
Betting/Wagering	0	0	0	0
Operating/Promoting Gambling	0	0	0	0
Gambling Equipment Violations	0	0	0	0
Sports Tampering	0	0	0	0
Pornography/Obscene Material	0	0	0	0
Prostitution	0	0	0	0
Prostitution Assisting/Promoting	0	0	0	0
Purchasing Prostitution	0	0	0	0
Weapon Law Violations	4	2	2	0
Total Group A Offenses	144	53	36	1

Domestic Incident Victims		
Offense	Reported	Cleared
Murder	0	0
Aggravated Assault	1	0
Simple Assault	13	9
Intimidation	1	0
Stalking	0	0
Rape	0	0
Sodomy	0	0
Sexual Assault W/Object	0	0
Fondling	0	0
Incest	0	0
Statutory Rape	0	0
Kidnapping/Abduction	0	0
Total	15	9

Group B Arrests		
Offense	Adult	Juvenile
Bad Checks	0	0
Curfew/Loitering/Vagrancy	0	0
Disorderly Conduct	4	1
DUI	16	0
Family-Non Violent	2	0
Liquor Law Violations	5	2
Peeping Tom	0	0
Trespass	0	0
All Other Offenses	3	0
Total Group B	30	3

Pierce County Sheriff's Office - 2019

2019 Population Estimate 1,332

Offense Overview

Offense Total 79
 Number Cleared 47
 Percent Cleared 59.49 %
 Group A Crimes per 100,000 population 5,930.9

Arrest Overview

Total Arrests 70
 Adult Arrests 67
 Juvenile Arrests 3
 Unknown Age 0
 Arrests per 100,000 population 5,255.3
 Average number offenses/incident 1.41

Domestic Incident Victims		
Offense	Reported	Cleared
Murder	0	0
Aggravated Assault	0	0
Simple Assault	1	1
Intimidation	1	1
Stalking	0	0
Rape	0	0
Sodomy	0	0
Sexual Assault W/Object	0	0
Fondling	0	0
Incest	0	0
Statutory Rape	0	0
Kidnapping/Abduction	1	1
Total	3	3

Group B Arrests		
Offense	Adult	Juvenile
Bad Checks	0	0
Curfew/Loitering/Vagrancy	0	0
Disorderly Conduct	4	0
DUI	16	0
Family-Non Violent	0	1
Liquor Law Violations	4	0
Peeping Tom	0	0
Trespass	0	0
All Other Offenses	6	0
Total Group B	30	1

	Offenses		Arrests	
	Reported	Cleared	Adult	Juvenile
Group A Offenses				
Crimes Against Persons				
Murder	0	0	0	0
Negligent Manslaughter	0	0	0	0
Kidnapping/Abduction	1	1	1	0
Rape	0	0	0	0
Sodomy	0	0	0	0
Sexual Assault W/Object	0	0	0	0
Fondling	3	1	0	1
Incest	0	0	0	0
Statutory Rape	0	0	0	0
Aggravated Assault	0	0	0	0
Simple Assault	4	2	1	1
Intimidation	1	1	1	0
Stalking	4	0	0	0
Commercial Sex Acts	0	0	0	0
Involuntary Servitude	0	0	0	0
Crimes Against Property				
Arson	0	0	0	0
Bribery	0	0	0	0
Burglary	3	0	0	0
Counterfeiting/Forgery	1	0	0	0
Destruction/Damage/Vandalism	1	1	0	0
Embezzlement	0	0	0	0
Extortion/Blackmail	0	0	0	0
False Pretenses	0	0	0	0
Credit Card/ATM Fraud	0	0	0	0
Impersonation	0	0	0	0
Welfare Fraud	0	0	0	0
Wire Fraud	0	0	0	0
Identity Theft	1	0	0	0
Hacking/Computer Invasion	1	0	0	0
Motor Vehicle Theft	4	0	0	0
Robbery	0	0	0	0
Stolen Property Offenses	1	1	1	0
Pocket-picking	0	0	0	0
Purse-snatching	0	0	0	0
Shoplifting	0	0	0	0
Theft From Building	2	0	0	0
Theft From Coin Machine	0	0	0	0
Theft From Motor Vehicle	1	0	0	0
Theft of Motor Vehicle Parts	0	0	0	0
All Other Larceny	4	0	0	0
Crimes Against Society				
Animal Cruelty	0	0	0	0
Drug/Narcotic Violations	25	21	27	0
Drug Equipment Violations	19	16	4	0
Betting/Wagering	0	0	0	0
Operating/Promoting Gambling	0	0	0	0
Gambling Equipment Violations	0	0	0	0
Sports Tampering	0	0	0	0
Pornography/Obscene Material	0	0	0	0
Prostitution	0	0	0	0
Prostitution Assisting/Promoting	0	0	0	0
Purchasing Prostitution	0	0	0	0
Weapon Law Violations	3	3	2	0
Total Group A Offenses	79	47	37	2

Ramsey County Sheriff's Office - 2019

2019 Population Estimate 4,034

Offense Overview

Offense Total 88
 Number Cleared 39
 Percent Cleared 44.32 %
 Group A Crimes per 100,000 population 2,181.5

Arrest Overview

Total Arrests 82
 Adult Arrests 78
 Juvenile Arrests 4
 Unknown Age 0
 Arrests per 100,000 population 2,032.7
 Average number offenses/incident 1.26

	Offenses		Arrests	
	Reported	Cleared	Adult	Juvenile
Group A Offenses				
Crimes Against Persons				
Murder	0	0	0	0
Negligent Manslaughter	0	0	0	0
Kidnapping/Abduction	0	0	0	0
Rape	1	0	0	0
Sodomy	0	0	0	0
Sexual Assault W/Object	0	0	0	0
Fondling	1	0	0	0
Incest	0	0	0	0
Statutory Rape	0	0	0	0
Aggravated Assault	2	0	0	0
Simple Assault	18	7	6	1
Intimidation	0	0	0	0
Stalking	2	0	0	0
Commercial Sex Acts	0	0	0	0
Involuntary Servitude	0	0	0	0
Crimes Against Property				
Arson	0	0	0	0
Bribery	0	0	0	0
Burglary	2	1	0	2
Counterfeiting/Forgery	0	0	0	0
Destruction/Damage/Vandalism	3	1	1	0
Embezzlement	1	0	0	0
Extortion/Blackmail	0	0	0	0
False Pretenses	2	0	0	0
Credit Card/ATM Fraud	0	0	0	0
Impersonation	0	0	0	0
Welfare Fraud	0	0	0	0
Wire Fraud	0	0	0	0
Identity Theft	1	0	0	0
Hacking/Computer Invasion	1	0	0	0
Motor Vehicle Theft	6	3	1	0
Robbery	0	0	0	0
Stolen Property Offenses	1	0	0	0
Pocket-picking	0	0	0	0
Purse-snatching	0	0	0	0
Shoplifting	0	0	0	0
Theft From Building	1	0	0	0
Theft From Coin Machine	0	0	0	0
Theft From Motor Vehicle	0	0	0	0
Theft of Motor Vehicle Parts	0	0	0	0
All Other Larceny	11	1	1	0
Crimes Against Society				
Animal Cruelty	0	0	0	0
Drug/Narcotic Violations	17	13	10	0
Drug Equipment Violations	17	12	9	0
Betting/Wagering	0	0	0	0
Operating/Promoting Gambling	0	0	0	0
Gambling Equipment Violations	0	0	0	0
Sports Tampering	0	0	0	0
Pornography/Obscene Material	0	0	0	0
Prostitution	0	0	0	0
Prostitution Assisting/Promoting	0	0	0	0
Purchasing Prostitution	0	0	0	0
Weapon Law Violations	1	1	1	0
Total Group A Offenses	88	39	29	3

Domestic Incident Victims		
Offense	Reported	Cleared
Murder	0	0
Aggravated Assault	0	0
Simple Assault	8	4
Intimidation	0	0
Stalking	0	0
Rape	0	0
Sodomy	0	0
Sexual Assault W/Object	0	0
Fondling	0	0
Incest	0	0
Statutory Rape	0	0
Kidnapping/Abduction	0	0
Total	8	4

Group B Arrests		
Offense	Adult	Juvenile
Bad Checks	0	0
Curfew/Loitering/Vagrancy	0	0
Disorderly Conduct	4	0
DUI	25	1
Family-Non Violent	0	0
Liquor Law Violations	4	0
Peeping Tom	0	0
Trespass	3	0
All Other Offenses	13	0
Total Group B	49	1

Ransom County Sheriff's Office - 2019

2019 Population Estimate 3,105

Offense Overview

Offense Total 95
 Number Cleared 40
 Percent Cleared 42.11 %
 Group A Crimes per 100,000 population 3,059.6

Arrest Overview

Total Arrests 34
 Adult Arrests 30
 Juvenile Arrests 4
 Unknown Age 0
 Arrests per 100,000 population 1,095.0
 Average number offenses/incident 1.40

Domestic Incident Victims		
Offense	Reported	Cleared
Murder	0	0
Aggravated Assault	0	0
Simple Assault	9	4
Intimidation	0	0
Stalking	0	0
Rape	0	0
Sodomy	0	0
Sexual Assault W/Object	0	0
Fondling	0	0
Incest	0	0
Statutory Rape	0	0
Kidnapping/Abduction	0	0
Total	9	4

Group B Arrests		
Offense	Adult	Juvenile
Bad Checks	0	0
Curfew/Loitering/Vagrancy	0	0
Disorderly Conduct	0	0
DUI	5	0
Family-Non Violent	0	2
Liquor Law Violations	0	1
Peeping Tom	0	0
Trespass	0	0
All Other Offenses	0	0
Total Group B	5	3

	Offenses		Arrests	
	Reported	Cleared	Adult	Juvenile
Group A Offenses				
Crimes Against Persons				
Murder	1	1	0	0
Negligent Manslaughter	0	0	0	0
Kidnapping/Abduction	0	0	0	0
Rape	0	0	0	0
Sodomy	0	0	1	0
Sexual Assault W/Object	0	0	0	0
Fondling	0	0	0	0
Incest	0	0	0	0
Statutory Rape	0	0	0	0
Aggravated Assault	2	1	1	0
Simple Assault	16	6	2	0
Intimidation	1	1	0	1
Stalking	0	0	0	0
Commercial Sex Acts	0	0	0	0
Involuntary Servitude	0	0	0	0
Crimes Against Property				
Arson	1	0	0	0
Bribery	0	0	0	0
Burglary	11	1	0	0
Counterfeiting/Forgery	3	0	0	0
Destruction/Damage/Vandalism	9	0	0	0
Embezzlement	1	0	0	0
Extortion/Blackmail	0	0	0	0
False Pretenses	3	3	3	0
Credit Card/ATM Fraud	0	0	0	0
Impersonation	0	0	0	0
Welfare Fraud	0	0	0	0
Wire Fraud	0	0	0	0
Identity Theft	1	0	0	0
Hacking/Computer Invasion	0	0	0	0
Motor Vehicle Theft	6	0	0	0
Robbery	0	0	0	0
Stolen Property Offenses	1	0	0	0
Pocket-picking	0	0	0	0
Purse-snatching	0	0	0	0
Shoplifting	0	0	0	0
Theft From Building	2	0	0	0
Theft From Coin Machine	0	0	0	0
Theft From Motor Vehicle	2	0	0	0
Theft of Motor Vehicle Parts	0	0	0	0
All Other Larceny	7	0	0	0
Crimes Against Society				
Animal Cruelty	0	0	0	0
Drug/Narcotic Violations	13	12	13	0
Drug Equipment Violations	13	13	4	0
Betting/Wagering	0	0	0	0
Operating/Promoting Gambling	0	0	0	0
Gambling Equipment Violations	0	0	0	0
Sports Tampering	0	0	0	0
Pornography/Obscene Material	0	0	0	0
Prostitution	0	0	0	0
Prostitution Assisting/Promoting	0	0	0	0
Purchasing Prostitution	0	0	0	0
Weapon Law Violations	2	2	1	0
Total Group A Offenses	95	40	25	1

Renville County Sheriff's Office - 2019

2019 Population Estimate 2,329

Offense Overview

Offense Total 59
 Number Cleared 10
 Percent Cleared 16.95 %
 Group A Crimes per 100,000 population 2,533.3

Arrest Overview

Total Arrests 18
 Adult Arrests 18
 Juvenile Arrests 0
 Unknown Age 0
 Arrests per 100,000 population 772.9
 Average number offenses/incident 1.26

	Offenses		Arrests	
	Reported	Cleared	Adult	Juvenile
Group A Offenses				
Crimes Against Persons				
Murder	0	0	0	0
Negligent Manslaughter	0	0	0	0
Kidnapping/Abduction	0	0	0	0
Rape	1	0	0	0
Sodomy	0	0	0	0
Sexual Assault W/Object	0	0	0	0
Fondling	0	0	0	0
Incest	0	0	0	0
Statutory Rape	0	0	0	0
Aggravated Assault	1	0	0	0
Simple Assault	3	0	0	0
Intimidation	2	2	1	0
Stalking	2	0	0	0
Commercial Sex Acts	0	0	0	0
Involuntary Servitude	0	0	0	0
Crimes Against Property				
Arson	0	0	0	0
Bribery	0	0	0	0
Burglary	5	0	0	0
Counterfeiting/Forgery	1	0	0	0
Destruction/Damage/Vandalism	14	4	1	0
Embezzlement	0	0	0	0
Extortion/Blackmail	0	0	0	0
False Pretenses	0	0	0	0
Credit Card/ATM Fraud	0	0	0	0
Impersonation	0	0	0	0
Welfare Fraud	0	0	0	0
Wire Fraud	0	0	0	0
Identity Theft	1	0	0	0
Hacking/Computer Invasion	0	0	0	0
Motor Vehicle Theft	2	0	0	0
Robbery	0	0	0	0
Stolen Property Offenses	1	0	0	0
Pocket-picking	0	0	0	0
Purse-snatching	0	0	0	0
Shoplifting	0	0	0	0
Theft From Building	3	0	0	0
Theft From Coin Machine	0	0	0	0
Theft From Motor Vehicle	3	0	0	0
Theft of Motor Vehicle Parts	1	0	0	0
All Other Larceny	14	3	7	0
Crimes Against Society				
Animal Cruelty	1	0	0	0
Drug/Narcotic Violations	2	0	0	0
Drug Equipment Violations	2	1	1	0
Betting/Wagering	0	0	0	0
Operating/Promoting Gambling	0	0	0	0
Gambling Equipment Violations	0	0	0	0
Sports Tampering	0	0	0	0
Pornography/Obscene Material	0	0	0	0
Prostitution	0	0	0	0
Prostitution Assisting/Promoting	0	0	0	0
Purchasing Prostitution	0	0	0	0
Weapon Law Violations	0	0	0	0
Total Group A Offenses	59	10	10	0

Domestic Incident Victims		
Offense	Reported	Cleared
Murder	0	0
Aggravated Assault	0	0
Simple Assault	2	0
Intimidation	0	0
Stalking	0	0
Rape	0	0
Sodomy	0	0
Sexual Assault W/Object	0	0
Fondling	0	0
Incest	0	0
Statutory Rape	0	0
Kidnapping/Abduction	0	0
Total	2	0

Group B Arrests		
Offense	Adult	Juvenile
Bad Checks	0	0
Curfew/Loitering/Vagrancy	0	0
Disorderly Conduct	1	0
DUI	3	0
Family-Non Violent	0	0
Liquor Law Violations	0	0
Peeping Tom	0	0
Trespass	1	0
All Other Offenses	3	0
Total Group B	8	0

Richland County Sheriff's Office - 2019

2019 Population Estimate **8,254**

Offense Overview

Offense Total **252**
 Number Cleared **68**
 Percent Cleared **26.98 %**
 Group A Crimes per 100,000 population **3,053.1**

Arrest Overview

Total Arrests **227**
 Adult Arrests **187**
 Juvenile Arrests **40**
 Unknown Age **0**
 Arrests per 100,000 population **2,750.2**
 Average number offenses/incident **1.16**

	Offenses		Arrests	
	Reported	Cleared	Adult	Juvenile
Group A Offenses				
Crimes Against Persons				
Murder	0	0	0	0
Negligent Manslaughter	0	0	0	0
Kidnapping/Abduction	0	0	0	0
Rape	0	0	0	0
Sodomy	0	0	0	0
Sexual Assault W/Object	0	0	0	0
Fondling	4	2	0	1
Incest	0	0	0	0
Statutory Rape	0	0	0	0
Aggravated Assault	8	6	3	0
Simple Assault	65	24	19	3
Intimidation	1	1	2	0
Stalking	1	0	0	0
Commercial Sex Acts	0	0	0	0
Involuntary Servitude	0	0	0	0
Crimes Against Property				
Arson	0	0	0	0
Bribery	0	0	0	0
Burglary	27	4	5	5
Counterfeiting/Forgery	1	0	0	0
Destruction/Damage/Vandalism	34	4	2	3
Embezzlement	0	0	0	0
Extortion/Blackmail	0	0	0	0
False Pretenses	13	2	2	0
Credit Card/ATM Fraud	1	0	0	0
Impersonation	0	0	0	0
Welfare Fraud	0	0	0	0
Wire Fraud	0	0	0	0
Identity Theft	3	0	0	0
Hacking/Computer Invasion	1	0	0	0
Motor Vehicle Theft	18	7	3	7
Robbery	0	0	0	0
Stolen Property Offenses	2	1	1	0
Pocket-picking	0	0	0	0
Purse-snatching	0	0	0	0
Shoplifting	0	0	0	0
Theft From Building	9	1	1	3
Theft From Coin Machine	0	0	0	0
Theft From Motor Vehicle	7	0	0	0
Theft of Motor Vehicle Parts	1	0	0	0
All Other Larceny	37	2	1	2
Crimes Against Society				
Animal Cruelty	0	0	0	0
Drug/Narcotic Violations	9	7	6	0
Drug Equipment Violations	5	4	4	0
Betting/Wagering	0	0	0	0
Operating/Promoting Gambling	0	0	0	0
Gambling Equipment Violations	0	0	0	0
Sports Tampering	0	0	0	0
Pornography/Obscene Material	2	1	1	0
Prostitution	0	0	0	0
Prostitution Assisting/Promoting	0	0	0	0
Purchasing Prostitution	0	0	0	0
Weapon Law Violations	3	2	0	0
Total Group A Offenses	252	68	50	24

Domestic Incident Victims		
Offense	Reported	Cleared
Murder	0	0
Aggravated Assault	3	3
Simple Assault	32	12
Intimidation	0	0
Stalking	0	0
Rape	0	0
Sodomy	0	0
Sexual Assault W/Object	0	0
Fondling	0	0
Incest	0	0
Statutory Rape	0	0
Kidnapping/Abduction	0	0
Total	35	15

Group B Arrests		
Offense	Adult	Juvenile
Bad Checks	0	0
Curfew/Loitering/Vagrancy	0	0
Disorderly Conduct	4	3
DUI	19	1
Family-Non Violent	0	9
Liquor Law Violations	6	2
Peeping Tom	0	0
Trespass	1	0
All Other Offenses	107	1
Total Group B	137	16

Rolette County Sheriff's Office - 2019

2019 Population Estimate **12,265**

Offense Overview

Offense Total 101
 Number Cleared 41
 Percent Cleared 40.59 %
 Group A Crimes per 100,000 population 823.5

Arrest Overview

Total Arrests 76
 Adult Arrests 76
 Juvenile Arrests 0
 Unknown Age 0
 Arrests per 100,000 population 619.6
 Average number offenses/incident 1.17

Domestic Incident Victims		
Offense	Reported	Cleared
Murder	0	0
Aggravated Assault	0	0
Simple Assault	2	1
Intimidation	0	0
Stalking	0	0
Rape	0	0
Sodomy	0	0
Sexual Assault W/Object	0	0
Fondling	1	0
Incest	0	0
Statutory Rape	0	0
Kidnapping/Abduction	0	0
Total	3	1

Group B Arrests		
Offense	Adult	Juvenile
Bad Checks	0	0
Curfew/Loitering/Vagrancy	0	0
Disorderly Conduct	12	0
DUI	9	0
Family-Non Violent	1	0
Liquor Law Violations	1	0
Peeping Tom	0	0
Trespass	0	0
All Other Offenses	17	0
Total Group B	40	0

	Offenses		Arrests	
	Reported	Cleared	Adult	Juvenile
Group A Offenses				
Crimes Against Persons				
Murder	0	0	0	0
Negligent Manslaughter	0	0	0	0
Kidnapping/Abduction	0	0	0	0
Rape	1	0	0	0
Sodomy	0	0	0	0
Sexual Assault W/Object	0	0	0	0
Fondling	1	0	0	0
Incest	0	0	0	0
Statutory Rape	0	0	0	0
Aggravated Assault	3	2	2	0
Simple Assault	10	6	6	0
Intimidation	6	3	1	0
Stalking	2	0	0	0
Commercial Sex Acts	0	0	0	0
Involuntary Servitude	0	0	0	0
Crimes Against Property				
Arson	0	0	0	0
Bribery	0	0	0	0
Burglary	9	3	3	0
Counterfeiting/Forgery	0	0	0	0
Destruction/Damage/Vandalism	15	5	5	0
Embezzlement	0	0	0	0
Extortion/Blackmail	0	0	0	0
False Pretenses	1	1	1	0
Credit Card/ATM Fraud	0	0	0	0
Impersonation	0	0	0	0
Welfare Fraud	0	0	0	0
Wire Fraud	0	0	0	0
Identity Theft	2	0	0	0
Hacking/Computer Invasion	0	0	0	0
Motor Vehicle Theft	6	1	1	0
Robbery	0	0	0	0
Stolen Property Offenses	4	3	3	0
Pocket-picking	0	0	0	0
Purse-snatching	0	0	0	0
Shoplifting	0	0	0	0
Theft From Building	4	0	0	0
Theft From Coin Machine	0	0	0	0
Theft From Motor Vehicle	1	0	0	0
Theft of Motor Vehicle Parts	1	0	0	0
All Other Larceny	17	2	2	0
Crimes Against Society				
Animal Cruelty	0	0	0	0
Drug/Narcotic Violations	3	2	2	0
Drug Equipment Violations	13	12	10	0
Betting/Wagering	0	0	0	0
Operating/Promoting Gambling	0	0	0	0
Gambling Equipment Violations	0	0	0	0
Sports Tampering	0	0	0	0
Pornography/Obscene Material	0	0	0	0
Prostitution	0	0	0	0
Prostitution Assisting/Promoting	0	0	0	0
Purchasing Prostitution	0	0	0	0
Weapon Law Violations	2	1	0	0
Total Group A Offenses	101	41	36	0

Sargent County Sheriff's Office - 2019

2019 Population Estimate 3,825

Offense Overview

Offense Total 82
 Number Cleared 31
 Percent Cleared 37.80 %
 Group A Crimes per 100,000
 population 2,143.8

Arrest Overview

Total Arrests 39
 Adult Arrests 31
 Juvenile Arrests 8
 Unknown Age 0
 Arrests per 100,000 population 1,019.6
 Average number offenses/incident 1.30

Domestic Incident Victims		
Offense	Reported	Cleared
Murder	0	0
Aggravated Assault	3	3
Simple Assault	5	4
Intimidation	1	1
Stalking	0	0
Rape	0	0
Sodomy	0	0
Sexual Assault W/Object	0	0
Fondling	0	0
Incest	0	0
Statutory Rape	0	0
Kidnapping/Abduction	0	0
Total	9	8

Group B Arrests		
Offense	Adult	Juvenile
Bad Checks	0	0
Curfew/Loitering/Vagrancy	0	0
Disorderly Conduct	0	0
DUI	10	0
Family-Non Violent	0	0
Liquor Law Violations	1	0
Peeping Tom	0	0
Trespass	0	0
All Other Offenses	3	2
Total Group B	14	2

	Offenses		Arrests	
	Reported	Cleared	Adult	Juvenile
Group A Offenses				
Crimes Against Persons				
Murder	0	0	0	0
Negligent Manslaughter	0	0	0	0
Kidnapping/Abduction	0	0	0	0
Rape	1	0	0	0
Sodomy	0	0	0	0
Sexual Assault W/Object	0	0	0	0
Fondling	2	0	0	0
Incest	0	0	0	0
Statutory Rape	0	0	0	0
Aggravated Assault	6	5	3	1
Simple Assault	11	7	6	0
Intimidation	6	4	3	0
Stalking	5	0	0	0
Commercial Sex Acts	0	0	0	0
Involuntary Servitude	0	0	0	0
Crimes Against Property				
Arson	2	1	0	1
Bribery	0	0	0	0
Burglary	10	2	0	2
Counterfeiting/Forgery	0	0	0	0
Destruction/Damage/Vandalism	11	2	0	0
Embezzlement	0	0	0	0
Extortion/Blackmail	0	0	0	0
False Pretenses	0	0	1	0
Credit Card/ATM Fraud	1	0	0	0
Impersonation	0	0	0	0
Welfare Fraud	0	0	0	0
Wire Fraud	1	0	0	0
Identity Theft	0	0	0	0
Hacking/Computer Invasion	1	0	0	0
Motor Vehicle Theft	1	1	1	0
Robbery	0	0	0	0
Stolen Property Offenses	0	0	0	0
Pocket-picking	0	0	0	0
Purse-snatching	0	0	0	0
Shoplifting	0	0	0	0
Theft From Building	1	0	0	0
Theft From Coin Machine	0	0	0	0
Theft From Motor Vehicle	1	1	0	1
Theft of Motor Vehicle Parts	0	0	0	0
All Other Larceny	12	0	0	0
Crimes Against Society				
Animal Cruelty	1	0	0	0
Drug/Narcotic Violations	4	4	3	1
Drug Equipment Violations	5	4	0	0
Betting/Wagering	0	0	0	0
Operating/Promoting Gambling	0	0	0	0
Gambling Equipment Violations	0	0	0	0
Sports Tampering	0	0	0	0
Pornography/Obscene Material	0	0	0	0
Prostitution	0	0	0	0
Prostitution Assisting/Promoting	0	0	0	0
Purchasing Prostitution	0	0	0	0
Weapon Law Violations	0	0	0	0
Total Group A Offenses	82	31	17	6

Sheridan County Sheriff's Office - 2019

2019 Population Estimate 1,334

Offense Overview

Offense Total 25
 Number Cleared 12
 Percent Cleared 48.00 %
 Group A Crimes per 100,000 population 1,874.1

Arrest Overview

Total Arrests 16
 Adult Arrests 12
 Juvenile Arrests 4
 Unknown Age 0
 Arrests per 100,000 population 1,199.4
 Average number offenses/incident 1.25

	Offenses		Arrests	
	Reported	Cleared	Adult	Juvenile
Group A Offenses				
Crimes Against Persons				
Murder	0	0	0	0
Negligent Manslaughter	0	0	0	0
Kidnapping/Abduction	0	0	0	0
Rape	0	0	0	0
Sodomy	0	0	0	0
Sexual Assault W/Object	0	0	0	0
Fondling	0	0	0	0
Incest	0	0	0	0
Statutory Rape	0	0	0	0
Aggravated Assault	1	0	0	0
Simple Assault	3	3	2	1
Intimidation	0	0	0	0
Stalking	0	0	0	0
Commercial Sex Acts	0	0	0	0
Involuntary Servitude	0	0	0	0
Crimes Against Property				
Arson	0	0	0	0
Bribery	0	0	0	0
Burglary	1	0	0	0
Counterfeiting/Forgery	1	0	0	0
Destruction/Damage/Vandalism	5	1	0	0
Embezzlement	0	0	0	0
Extortion/Blackmail	0	0	0	0
False Pretenses	1	0	0	0
Credit Card/ATM Fraud	0	0	0	0
Impersonation	0	0	0	0
Welfare Fraud	0	0	0	0
Wire Fraud	1	0	0	0
Identity Theft	1	0	0	0
Hacking/Computer Invasion	0	0	0	0
Motor Vehicle Theft	0	0	0	0
Robbery	0	0	0	0
Stolen Property Offenses	0	0	0	0
Pocket-picking	0	0	0	0
Purse-snatching	0	0	0	0
Shoplifting	0	0	0	0
Theft From Building	0	0	0	0
Theft From Coin Machine	0	0	0	0
Theft From Motor Vehicle	0	0	0	0
Theft of Motor Vehicle Parts	0	0	0	0
All Other Larceny	3	0	0	0
Crimes Against Society				
Animal Cruelty	0	0	0	0
Drug/Narcotic Violations	4	4	2	1
Drug Equipment Violations	4	4	2	0
Betting/Wagering	0	0	0	0
Operating/Promoting Gambling	0	0	0	0
Gambling Equipment Violations	0	0	0	0
Sports Tampering	0	0	0	0
Pornography/Obscene Material	0	0	0	0
Prostitution	0	0	0	0
Prostitution Assisting/Promoting	0	0	0	0
Purchasing Prostitution	0	0	0	0
Weapon Law Violations	0	0	0	0
Total Group A Offenses	25	12	6	2

Domestic Incident Victims		
Offense	Reported	Cleared
Murder	0	0
Aggravated Assault	0	0
Simple Assault	3	3
Intimidation	0	0
Stalking	0	0
Rape	0	0
Sodomy	0	0
Sexual Assault W/Object	0	0
Fondling	0	0
Incest	0	0
Statutory Rape	0	0
Kidnapping/Abduction	0	0
Total	3	3

Group B Arrests		
Offense	Adult	Juvenile
Bad Checks	0	0
Curfew/Loitering/Vagrancy	0	0
Disorderly Conduct	0	1
DUI	4	0
Family-Non Violent	0	1
Liquor Law Violations	1	0
Peeping Tom	0	0
Trespass	0	0
All Other Offenses	1	0
Total Group B	6	2

Sioux County Sheriff's Office - 2019

2019 Population Estimate 4,326

Offense Overview

Offense Total	12
Number Cleared	12
Percent Cleared	100.00 %
Group A Crimes per 100,000 population	277.4

Arrest Overview

Total Arrests	15
Adult Arrests	15
Juvenile Arrests	0
Unknown Age	0
Arrests per 100,000 population	346.7
Average number offenses/incident	1.33

Domestic Incident Victims		
Offense	Reported	Cleared
Murder	0	0
Aggravated Assault	0	0
Simple Assault	0	0
Intimidation	0	0
Stalking	0	0
Rape	0	0
Sodomy	0	0
Sexual Assault W/Object	0	0
Fondling	0	0
Incest	0	0
Statutory Rape	0	0
Kidnapping/Abduction	0	0
Total	0	0

Group B Arrests		
Offense	Adult	Juvenile
Bad Checks	0	0
Curfew/Loitering/Vagrancy	0	0
Disorderly Conduct	1	0
DUI	1	0
Family-Non Violent	0	0
Liquor Law Violations	0	0
Peeping Tom	0	0
Trespass	0	0
All Other Offenses	1	0
Total Group B	3	0

	Offenses		Arrests	
	Reported	Cleared	Adult	Juvenile
Group A Offenses				
Crimes Against Persons				
Murder	0	0	0	0
Negligent Manslaughter	0	0	0	0
Kidnapping/Abduction	0	0	0	0
Rape	0	0	0	0
Sodomy	0	0	0	0
Sexual Assault W/Object	0	0	0	0
Fondling	0	0	0	0
Incest	0	0	0	0
Statutory Rape	0	0	0	0
Aggravated Assault	0	0	0	0
Simple Assault	0	0	0	0
Intimidation	0	0	0	0
Stalking	0	0	0	0
Commercial Sex Acts	0	0	0	0
Involuntary Servitude	0	0	0	0
Crimes Against Property				
Arson	0	0	0	0
Bribery	0	0	0	0
Burglary	0	0	0	0
Counterfeiting/Forgery	0	0	0	0
Destruction/Damage/Vandalism	0	0	0	0
Embezzlement	0	0	0	0
Extortion/Blackmail	0	0	0	0
False Pretenses	0	0	0	0
Credit Card/ATM Fraud	0	0	0	0
Impersonation	0	0	0	0
Welfare Fraud	0	0	0	0
Wire Fraud	0	0	0	0
Identity Theft	0	0	0	0
Hacking/Computer Invasion	0	0	0	0
Motor Vehicle Theft	0	0	0	0
Robbery	0	0	0	0
Stolen Property Offenses	0	0	0	0
Pocket-picking	0	0	0	0
Purse-snatching	0	0	0	0
Shoplifting	0	0	0	0
Theft From Building	0	0	0	0
Theft From Coin Machine	0	0	0	0
Theft From Motor Vehicle	0	0	0	0
Theft of Motor Vehicle Parts	0	0	0	0
All Other Larceny	0	0	0	0
Crimes Against Society				
Animal Cruelty	0	0	0	0
Drug/Narcotic Violations	6	6	8	0
Drug Equipment Violations	6	6	4	0
Betting/Wagering	0	0	0	0
Operating/Promoting Gambling	0	0	0	0
Gambling Equipment Violations	0	0	0	0
Sports Tampering	0	0	0	0
Pornography/Obscene Material	0	0	0	0
Prostitution	0	0	0	0
Prostitution Assisting/Promoting	0	0	0	0
Purchasing Prostitution	0	0	0	0
Weapon Law Violations	0	0	0	0
Total Group A Offenses	12	12	12	0

Slope County Sheriff's Office - 2019

2019 Population Estimate 756

Offense Overview

Offense Total 2
 Number Cleared 0
 Percent Cleared 0.00 %
 Group A Crimes per 100,000 population 264.6

Arrest Overview

Total Arrests 0
 Adult Arrests 0
 Juvenile Arrests 0
 Unknown Age 0
 Arrests per 100,000 population 0.0
 Average number offenses/incident 1.00

Domestic Incident Victims		
Offense	Reported	Cleared
Murder	0	0
Aggravated Assault	0	0
Simple Assault	0	0
Intimidation	0	0
Stalking	0	0
Rape	0	0
Sodomy	0	0
Sexual Assault W/Object	0	0
Fondling	0	0
Incest	0	0
Statutory Rape	0	0
Kidnapping/Abduction	0	0
Total	0	0

Group B Arrests		
Offense	Adult	Juvenile
Bad Checks	0	0
Curfew/Loitering/Vagrancy	0	0
Disorderly Conduct	0	0
DUI	0	0
Family-Non Violent	0	0
Liquor Law Violations	0	0
Peeping Tom	0	0
Trespass	0	0
All Other Offenses	0	0
Total Group B	0	0

	Offenses		Arrests	
	Reported	Cleared	Adult	Juvenile
Group A Offenses				
Crimes Against Persons				
Murder	0	0	0	0
Negligent Manslaughter	0	0	0	0
Kidnapping/Abduction	0	0	0	0
Rape	0	0	0	0
Sodomy	0	0	0	0
Sexual Assault W/Object	0	0	0	0
Fondling	0	0	0	0
Incest	0	0	0	0
Statutory Rape	0	0	0	0
Aggravated Assault	0	0	0	0
Simple Assault	0	0	0	0
Intimidation	0	0	0	0
Stalking	0	0	0	0
Commercial Sex Acts	0	0	0	0
Involuntary Servitude	0	0	0	0
Crimes Against Property				
Arson	0	0	0	0
Bribery	0	0	0	0
Burglary	1	0	0	0
Counterfeiting/Forgery	0	0	0	0
Destruction/Damage/Vandalism	1	0	0	0
Embezzlement	0	0	0	0
Extortion/Blackmail	0	0	0	0
False Pretenses	0	0	0	0
Credit Card/ATM Fraud	0	0	0	0
Impersonation	0	0	0	0
Welfare Fraud	0	0	0	0
Wire Fraud	0	0	0	0
Identity Theft	0	0	0	0
Hacking/Computer Invasion	0	0	0	0
Motor Vehicle Theft	0	0	0	0
Robbery	0	0	0	0
Stolen Property Offenses	0	0	0	0
Pocket-picking	0	0	0	0
Purse-snatching	0	0	0	0
Shoplifting	0	0	0	0
Theft From Building	0	0	0	0
Theft From Coin Machine	0	0	0	0
Theft From Motor Vehicle	0	0	0	0
Theft of Motor Vehicle Parts	0	0	0	0
All Other Larceny	0	0	0	0
Crimes Against Society				
Animal Cruelty	0	0	0	0
Drug/Narcotic Violations	0	0	0	0
Drug Equipment Violations	0	0	0	0
Betting/Wagering	0	0	0	0
Operating/Promoting Gambling	0	0	0	0
Gambling Equipment Violations	0	0	0	0
Sports Tampering	0	0	0	0
Pornography/Obscene Material	0	0	0	0
Prostitution	0	0	0	0
Prostitution Assisting/Promoting	0	0	0	0
Purchasing Prostitution	0	0	0	0
Weapon Law Violations	0	0	0	0
Total Group A Offenses	2	0	0	0

Stark County Sheriff's Office - 2019

2019 Population Estimate 7,070

Offense Overview

Offense Total	166
Number Cleared	63
Percent Cleared	37.95 %
Group A Crimes per 100,000 population	2,347.9

Arrest Overview

Total Arrests	128
Adult Arrests	125
Juvenile Arrests	3
Unknown Age	0
Arrests per 100,000 population	1,810.5
Average number offenses/incident	1.13

Domestic Incident Victims		
Offense	Reported	Cleared
Murder	0	0
Aggravated Assault	4	3
Simple Assault	14	13
Intimidation	1	1
Stalking	0	0
Rape	0	0
Sodomy	0	0
Sexual Assault W/Object	0	0
Fondling	0	0
Incest	0	0
Statutory Rape	0	0
Kidnapping/Abduction	0	0
Total	19	17

Group B Arrests		
Offense	Adult	Juvenile
Bad Checks	0	0
Curfew/Loitering/Vagrancy	0	0
Disorderly Conduct	1	0
DUI	29	0
Family-Non Violent	0	0
Liquor Law Violations	6	0
Peeping Tom	0	0
Trespass	3	0
All Other Offenses	44	0
Total Group B	83	0

	Offenses		Arrests	
	Reported	Cleared	Adult	Juvenile
Group A Offenses				
Crimes Against Persons				
Murder	0	0	0	0
Negligent Manslaughter	0	0	0	0
Kidnapping/Abduction	0	0	0	0
Rape	0	0	0	0
Sodomy	0	0	0	0
Sexual Assault W/Object	0	0	0	0
Fondling	4	2	0	0
Incest	0	0	0	0
Statutory Rape	1	0	0	0
Aggravated Assault	5	4	2	1
Simple Assault	23	17	12	1
Intimidation	5	5	2	0
Stalking	0	0	0	0
Commercial Sex Acts	0	0	0	0
Involuntary Servitude	0	0	0	0
Crimes Against Property				
Arson	1	0	0	0
Bribery	0	0	0	0
Burglary	9	1	1	0
Counterfeiting/Forgery	1	0	0	0
Destruction/Damage/Vandalism	20	0	0	0
Embezzlement	0	0	0	0
Extortion/Blackmail	0	0	0	0
False Pretenses	8	0	0	0
Credit Card/ATM Fraud	0	0	0	0
Impersonation	0	0	0	0
Welfare Fraud	0	0	0	0
Wire Fraud	0	0	0	0
Identity Theft	3	0	0	0
Hacking/Computer Invasion	0	0	0	0
Motor Vehicle Theft	4	0	0	0
Robbery	0	0	0	0
Stolen Property Offenses	1	1	1	0
Pocket-picking	0	0	0	0
Purse-snatching	0	0	0	0
Shoplifting	0	0	0	0
Theft From Building	2	0	0	0
Theft From Coin Machine	0	0	0	0
Theft From Motor Vehicle	6	0	0	0
Theft of Motor Vehicle Parts	1	0	0	0
All Other Larceny	34	1	0	0
Crimes Against Society				
Animal Cruelty	0	0	0	0
Drug/Narcotic Violations	20	17	17	1
Drug Equipment Violations	16	14	6	0
Betting/Wagering	0	0	0	0
Operating/Promoting Gambling	0	0	0	0
Gambling Equipment Violations	0	0	0	0
Sports Tampering	0	0	0	0
Pornography/Obscene Material	1	0	0	0
Prostitution	0	0	0	0
Prostitution Assisting/Promoting	0	0	0	0
Purchasing Prostitution	0	0	0	0
Weapon Law Violations	1	1	1	0
Total Group A Offenses	166	63	42	3

Steele County Sheriff's Office - 2019

2019 Population Estimate 1,866

Offense Overview

Offense Total 15
 Number Cleared 11
 Percent Cleared 73.33 %
 Group A Crimes per 100,000 population 803.9

Arrest Overview

Total Arrests 18
 Adult Arrests 18
 Juvenile Arrests 0
 Unknown Age 0
 Arrests per 100,000 population 964.6
 Average number offenses/incident 1.88

	Offenses		Arrests	
	Reported	Cleared	Adult	Juvenile
Group A Offenses				
Crimes Against Persons				
Murder	0	0	0	0
Negligent Manslaughter	0	0	0	0
Kidnapping/Abduction	0	0	0	0
Rape	0	0	0	0
Sodomy	0	0	0	0
Sexual Assault W/Object	0	0	0	0
Fondling	0	0	0	0
Incest	0	0	0	0
Statutory Rape	0	0	0	0
Aggravated Assault	0	0	0	0
Simple Assault	2	2	2	0
Intimidation	5	4	1	0
Stalking	1	0	0	0
Commercial Sex Acts	0	0	0	0
Involuntary Servitude	0	0	0	0
Crimes Against Property				
Arson	0	0	0	0
Bribery	0	0	0	0
Burglary	0	0	0	0
Counterfeiting/Forgery	0	0	0	0
Destruction/Damage/Vandalism	0	0	0	0
Embezzlement	0	0	0	0
Extortion/Blackmail	0	0	0	0
False Pretenses	0	0	0	0
Credit Card/ATM Fraud	0	0	0	0
Impersonation	0	0	0	0
Welfare Fraud	0	0	0	0
Wire Fraud	0	0	0	0
Identity Theft	0	0	0	0
Hacking/Computer Invasion	0	0	0	0
Motor Vehicle Theft	0	0	0	0
Robbery	0	0	0	0
Stolen Property Offenses	0	0	0	0
Pocket-picking	0	0	0	0
Purse-snatching	0	0	0	0
Shoplifting	0	0	0	0
Theft From Building	0	0	0	0
Theft From Coin Machine	0	0	0	0
Theft From Motor Vehicle	0	0	0	0
Theft of Motor Vehicle Parts	0	0	0	0
All Other Larceny	1	0	0	0
Crimes Against Society				
Animal Cruelty	0	0	0	0
Drug/Narcotic Violations	3	3	2	0
Drug Equipment Violations	3	2	1	0
Betting/Wagering	0	0	0	0
Operating/Promoting Gambling	0	0	0	0
Gambling Equipment Violations	0	0	0	0
Sports Tampering	0	0	0	0
Pornography/Obscene Material	0	0	0	0
Prostitution	0	0	0	0
Prostitution Assisting/Promoting	0	0	0	0
Purchasing Prostitution	0	0	0	0
Weapon Law Violations	0	0	0	0
Total Group A Offenses	15	11	6	0

Domestic Incident Victims		
Offense	Reported	Cleared
Murder	0	0
Aggravated Assault	0	0
Simple Assault	2	2
Intimidation	5	4
Stalking	1	0
Rape	0	0
Sodomy	0	0
Sexual Assault W/Object	0	0
Fondling	0	0
Incest	0	0
Statutory Rape	0	0
Kidnapping/Abduction	0	0
Total	8	6

Group B Arrests		
Offense	Adult	Juvenile
Bad Checks	0	0
Curfew/Loitering/Vagrancy	0	0
Disorderly Conduct	1	0
DUI	6	0
Family-Non Violent	0	0
Liquor Law Violations	5	0
Peeping Tom	0	0
Trespass	0	0
All Other Offenses	0	0
Total Group B	12	0

Stutsman County Sheriff's Office - 2019

2019 Population Estimate **5,406**

Offense Overview

Offense Total 129
 Number Cleared 74
 Percent Cleared 57.36 %
 Group A Crimes per 100,000 population 2,386.2

Arrest Overview

Total Arrests 100
 Adult Arrests 82
 Juvenile Arrests 18
 Unknown Age 0
 Arrests per 100,000 population 1,849.8
 Average number offenses/incident 1.36

Domestic Incident Victims		
Offense	Reported	Cleared
Murder	0	0
Aggravated Assault	0	0
Simple Assault	6	5
Intimidation	0	0
Stalking	0	0
Rape	0	0
Sodomy	0	0
Sexual Assault W/Object	0	0
Fondling	0	0
Incest	0	0
Statutory Rape	0	0
Kidnapping/Abduction	0	0
Total	6	5

Group B Arrests		
Offense	Adult	Juvenile
Bad Checks	0	0
Curfew/Loitering/Vagrancy	0	0
Disorderly Conduct	0	0
DUI	13	0
Family-Non Violent	0	0
Liquor Law Violations	1	0
Peeping Tom	0	0
Trespass	1	0
All Other Offenses	10	5
Total Group B	25	5

	Offenses		Arrests	
	Reported	Cleared	Adult	Juvenile
Group A Offenses				
Crimes Against Persons				
Murder	0	0	0	0
Negligent Manslaughter	0	0	0	0
Kidnapping/Abduction	1	0	0	0
Rape	1	1	1	0
Sodomy	0	0	0	0
Sexual Assault W/Object	0	0	0	0
Fondling	1	0	0	0
Incest	0	0	0	0
Statutory Rape	0	0	0	0
Aggravated Assault	1	1	1	0
Simple Assault	23	12	7	4
Intimidation	3	1	1	0
Stalking	1	0	0	0
Commercial Sex Acts	0	0	0	0
Involuntary Servitude	0	0	0	0
Crimes Against Property				
Arson	0	0	0	0
Bribery	0	0	0	0
Burglary	11	4	5	0
Counterfeiting/Forgery	0	0	1	0
Destruction/Damage/Vandalism	9	2	2	0
Embezzlement	0	0	0	0
Extortion/Blackmail	0	0	0	0
False Pretenses	3	0	0	0
Credit Card/ATM Fraud	0	0	0	0
Impersonation	3	0	0	0
Welfare Fraud	0	0	0	0
Wire Fraud	0	0	0	0
Identity Theft	0	0	0	0
Hacking/Computer Invasion	0	0	0	0
Motor Vehicle Theft	10	3	0	0
Robbery	0	0	0	0
Stolen Property Offenses	0	0	0	0
Pocket-picking	0	0	0	0
Purse-snatching	0	0	0	0
Shoplifting	0	0	0	0
Theft From Building	1	0	0	0
Theft From Coin Machine	0	0	0	0
Theft From Motor Vehicle	1	0	0	0
Theft of Motor Vehicle Parts	0	0	0	0
All Other Larceny	11	5	10	0
Crimes Against Society				
Animal Cruelty	0	0	0	0
Drug/Narcotic Violations	22	21	20	7
Drug Equipment Violations	24	23	9	2
Betting/Wagering	0	0	0	0
Operating/Promoting Gambling	0	0	0	0
Gambling Equipment Violations	0	0	0	0
Sports Tampering	0	0	0	0
Pornography/Obscene Material	1	0	0	0
Prostitution	0	0	0	0
Prostitution Assisting/Promoting	0	0	0	0
Purchasing Prostitution	0	0	0	0
Weapon Law Violations	2	1	0	0
Total Group A Offenses	129	74	57	13

Towner County Sheriff's Office - 2019

2019 Population Estimate 2,156

Offense Overview

Offense Total 113
 Number Cleared 80
 Percent Cleared 70.80 %
 Group A Crimes per 100,000 population 5,241.2

Arrest Overview

Total Arrests 101
 Adult Arrests 99
 Juvenile Arrests 2
 Unknown Age 0
 Arrests per 100,000 population 4,684.6
 Average number offenses/incident 1.30

	Offenses		Arrests	
	Reported	Cleared	Adult	Juvenile
Group A Offenses				
Crimes Against Persons				
Murder	0	0	0	0
Negligent Manslaughter	0	0	0	0
Kidnapping/Abduction	0	0	0	0
Rape	0	0	0	0
Sodomy	0	0	0	0
Sexual Assault W/Object	0	0	0	0
Fondling	3	1	1	0
Incest	0	0	0	0
Statutory Rape	0	0	0	0
Aggravated Assault	0	0	0	0
Simple Assault	9	3	4	0
Intimidation	1	1	1	0
Stalking	3	0	0	0
Commercial Sex Acts	0	0	0	0
Involuntary Servitude	0	0	0	0
Crimes Against Property				
Arson	1	0	0	0
Bribery	0	0	0	0
Burglary	3	1	1	1
Counterfeiting/Forgery	1	0	0	0
Destruction/Damage/Vandalism	5	2	2	0
Embezzlement	0	0	0	0
Extortion/Blackmail	0	0	0	0
False Pretenses	6	6	6	0
Credit Card/ATM Fraud	0	0	0	0
Impersonation	0	0	0	0
Welfare Fraud	0	0	0	0
Wire Fraud	0	0	0	0
Identity Theft	2	0	0	0
Hacking/Computer Invasion	0	0	0	0
Motor Vehicle Theft	4	3	2	0
Robbery	0	0	0	0
Stolen Property Offenses	0	0	0	0
Pocket-picking	0	0	0	0
Purse-snatching	0	0	0	0
Shoplifting	0	0	0	0
Theft From Building	1	0	0	0
Theft From Coin Machine	0	0	0	0
Theft From Motor Vehicle	3	0	0	0
Theft of Motor Vehicle Parts	0	0	0	0
All Other Larceny	6	1	2	0
Crimes Against Society				
Animal Cruelty	1	1	1	0
Drug/Narcotic Violations	24	24	28	0
Drug Equipment Violations	35	34	20	0
Betting/Wagering	0	0	0	0
Operating/Promoting Gambling	0	0	0	0
Gambling Equipment Violations	0	0	0	0
Sports Tampering	0	0	0	0
Pornography/Obscene Material	2	0	0	0
Prostitution	0	0	0	0
Prostitution Assisting/Promoting	0	0	0	0
Purchasing Prostitution	0	0	0	0
Weapon Law Violations	3	3	2	0
Total Group A Offenses	113	80	70	1

Domestic Incident Victims		
Offense	Reported	Cleared
Murder	0	0
Aggravated Assault	0	0
Simple Assault	6	2
Intimidation	0	0
Stalking	0	0
Rape	0	0
Sodomy	0	0
Sexual Assault W/Object	0	0
Fondling	1	0
Incest	0	0
Statutory Rape	0	0
Kidnapping/Abduction	0	0
Total	7	2

Group B Arrests		
Offense	Adult	Juvenile
Bad Checks	0	0
Curfew/Loitering/Vagrancy	0	0
Disorderly Conduct	0	1
DUI	16	0
Family-Non Violent	0	0
Liquor Law Violations	4	0
Peeping Tom	0	0
Trespass	0	0
All Other Offenses	9	0
Total Group B	29	1

Trail County Sheriff's Office - 2019

2019 Population Estimate 7,919

Offense Overview

Offense Total	169
Number Cleared	47
Percent Cleared	27.81 %
Group A Crimes per 100,000 population	2,134.1

Arrest Overview

Total Arrests	76
Adult Arrests	73
Juvenile Arrests	3
Unknown Age	0
Arrests per 100,000 population	959.7
Average number offenses/incident	1.30

Domestic Incident Victims		
Offense	Reported	Cleared
Murder	0	0
Aggravated Assault	2	2
Simple Assault	16	7
Intimidation	1	0
Stalking	0	0
Rape	0	0
Sodomy	0	0
Sexual Assault W/Object	0	0
Fondling	1	1
Incest	0	0
Statutory Rape	0	0
Kidnapping/Abduction	0	0
Total	20	10

Group B Arrests		
Offense	Adult	Juvenile
Bad Checks	0	0
Curfew/Loitering/Vagrancy	0	0
Disorderly Conduct	1	0
DUI	21	0
Family-Non Violent	0	1
Liquor Law Violations	8	1
Peeping Tom	0	0
Trespass	0	0
All Other Offenses	8	0
Total Group B	38	2

	Offenses		Arrests	
	Reported	Cleared	Adult	Juvenile
Group A Offenses				
Crimes Against Persons				
Murder	0	0	0	0
Negligent Manslaughter	0	0	0	0
Kidnapping/Abduction	0	0	0	0
Rape	0	0	0	0
Sodomy	0	0	0	0
Sexual Assault W/Object	1	0	0	0
Fondling	4	1	0	0
Incest	0	0	0	0
Statutory Rape	1	0	0	0
Aggravated Assault	2	2	1	0
Simple Assault	23	8	7	0
Intimidation	7	0	0	0
Stalking	0	0	0	0
Commercial Sex Acts	0	0	0	0
Involuntary Servitude	0	0	0	0
Crimes Against Property				
Arson	2	1	1	0
Bribery	0	0	0	0
Burglary	18	2	3	0
Counterfeiting/Forgery	6	0	0	0
Destruction/Damage/Vandalism	15	1	0	0
Embezzlement	0	0	0	0
Extortion/Blackmail	0	0	0	0
False Pretenses	3	1	1	0
Credit Card/ATM Fraud	1	0	0	0
Impersonation	0	0	0	0
Welfare Fraud	0	0	0	0
Wire Fraud	1	0	0	0
Identity Theft	2	0	0	0
Hacking/Computer Invasion	1	0	0	0
Motor Vehicle Theft	8	0	0	0
Robbery	0	0	0	0
Stolen Property Offenses	7	4	3	0
Pocket-picking	0	0	0	0
Purse-snatching	0	0	0	0
Shoplifting	1	0	0	0
Theft From Building	11	0	0	0
Theft From Coin Machine	0	0	0	0
Theft From Motor Vehicle	3	0	0	0
Theft of Motor Vehicle Parts	0	0	0	0
All Other Larceny	14	0	0	0
Crimes Against Society				
Animal Cruelty	1	0	0	0
Drug/Narcotic Violations	19	15	17	1
Drug Equipment Violations	15	11	2	0
Betting/Wagering	0	0	0	0
Operating/Promoting Gambling	0	0	0	0
Gambling Equipment Violations	0	0	0	0
Sports Tampering	0	0	0	0
Pornography/Obscene Material	2	0	0	0
Prostitution	0	0	0	0
Prostitution Assisting/Promoting	0	0	0	0
Purchasing Prostitution	0	0	0	0
Weapon Law Violations	1	1	0	0
Total Group A Offenses	169	47	35	1

Walsh County Sheriff's Office - 2019

2019 Population Estimate **6,324**

Offense Overview

Offense Total **237**
 Number Cleared **67**
 Percent Cleared **28.27 %**
 Group A Crimes per 100,000 population **3,747.6**

Arrest Overview

Total Arrests **99**
 Adult Arrests **95**
 Juvenile Arrests **4**
 Unknown Age **0**
 Arrests per 100,000 population **1,565.5**
 Average number offenses/incident **1.31**

	Offenses		Arrests	
	Reported	Cleared	Adult	Juvenile
Group A Offenses				
Crimes Against Persons				
Murder	1	1	1	0
Negligent Manslaughter	0	0	0	0
Kidnapping/Abduction	2	2	1	0
Rape	2	1	0	0
Sodomy	0	0	0	0
Sexual Assault W/Object	0	0	0	0
Fondling	2	0	0	0
Incest	0	0	0	0
Statutory Rape	0	0	0	0
Aggravated Assault	4	3	2	0
Simple Assault	16	3	3	0
Intimidation	6	3	3	0
Stalking	0	0	0	0
Commercial Sex Acts	0	0	0	0
Involuntary Servitude	0	0	0	0
Crimes Against Property				
Arson	0	0	0	0
Bribery	0	0	0	0
Burglary	35	3	3	0
Counterfeiting/Forgery	0	0	0	0
Destruction/Damage/Vandalism	29	5	1	0
Embezzlement	0	0	0	0
Extortion/Blackmail	0	0	0	0
False Pretenses	1	0	0	0
Credit Card/ATM Fraud	0	0	0	0
Impersonation	10	0	0	0
Welfare Fraud	0	0	0	0
Wire Fraud	0	0	0	0
Identity Theft	0	0	0	0
Hacking/Computer Invasion	0	0	0	0
Motor Vehicle Theft	9	0	0	0
Robbery	0	0	0	0
Stolen Property Offenses	3	0	0	0
Pocket-picking	0	0	0	0
Purse-snatching	0	0	0	0
Shoplifting	2	1	1	0
Theft From Building	0	0	0	0
Theft From Coin Machine	0	0	0	0
Theft From Motor Vehicle	2	0	0	0
Theft of Motor Vehicle Parts	3	0	0	0
All Other Larceny	60	1	0	0
Crimes Against Society				
Animal Cruelty	0	0	0	0
Drug/Narcotic Violations	20	17	16	1
Drug Equipment Violations	26	23	10	0
Betting/Wagering	0	0	0	0
Operating/Promoting Gambling	0	0	0	0
Gambling Equipment Violations	0	0	0	0
Sports Tampering	0	0	0	0
Pornography/Obscene Material	0	0	0	0
Prostitution	0	0	0	0
Prostitution Assisting/Promoting	0	0	0	0
Purchasing Prostitution	0	0	0	0
Weapon Law Violations	4	4	3	0
Total Group A Offenses	237	67	44	1

Domestic Incident Victims		
Offense	Reported	Cleared
Murder	1	1
Aggravated Assault	1	1
Simple Assault	6	1
Intimidation	1	1
Stalking	0	0
Rape	1	1
Sodomy	0	0
Sexual Assault W/Object	0	0
Fondling	0	0
Incest	0	0
Statutory Rape	0	0
Kidnapping/Abduction	2	2
Total	12	7

Group B Arrests		
Offense	Adult	Juvenile
Bad Checks	0	0
Curfew/Loitering/Vagrancy	0	0
Disorderly Conduct	1	0
DUI	29	0
Family-Non Violent	1	0
Liquor Law Violations	5	2
Peeping Tom	0	0
Trespass	1	0
All Other Offenses	14	1
Total Group B	51	3

Ward County Sheriff's Office - 2019

2019 Population Estimate 15,188

Offense Overview

Offense Total 743
 Number Cleared 373
 Percent Cleared 50.20 %
 Group A Crimes per 100,000
 population 4,892.0

Arrest Overview

Total Arrests 493
 Adult Arrests 407
 Juvenile Arrests 86
 Unknown Age 0
 Arrests per 100,000 population 3,246.0
 Average number offenses/incident 1.31

Domestic Incident Victims		
Offense	Reported	Cleared
Murder	0	0
Aggravated Assault	9	8
Simple Assault	36	24
Intimidation	10	9
Stalking	2	0
Rape	0	0
Sodomy	1	0
Sexual Assault W/Object	0	0
Fondling	0	0
Incest	0	0
Statutory Rape	0	0
Kidnapping/Abduction	0	0
Total	58	41

Group B Arrests		
Offense	Adult	Juvenile
Bad Checks	0	0
Curfew/Loitering/Vagrancy	0	0
Disorderly Conduct	4	3
DUI	103	0
Family-Non Violent	0	0
Liquor Law Violations	48	18
Peeping Tom	0	0
Trespass	5	1
All Other Offenses	60	7
Total Group B	220	29

	Offenses		Arrests	
	Reported	Cleared	Adult	Juvenile
Group A Offenses				
Crimes Against Persons				
Murder	1	1	0	0
Negligent Manslaughter	0	0	0	0
Kidnapping/Abduction	0	0	0	0
Rape	6	3	1	0
Sodomy	3	0	0	0
Sexual Assault W/Object	0	0	0	0
Fondling	3	2	1	0
Incest	0	0	0	0
Statutory Rape	1	0	0	0
Aggravated Assault	26	21	12	4
Simple Assault	112	76	27	25
Intimidation	19	14	5	3
Stalking	13	4	1	0
Commercial Sex Acts	1	0	0	0
Involuntary Servitude	0	0	0	0
Crimes Against Property				
Arson	5	1	0	0
Bribery	1	0	0	0
Burglary	65	7	11	0
Counterfeiting/Forgery	10	4	1	0
Destruction/Damage/Vandalism	71	32	3	19
Embezzlement	1	0	2	0
Extortion/Blackmail	0	0	0	0
False Pretenses	14	1	3	0
Credit Card/ATM Fraud	2	1	0	0
Impersonation	14	2	3	1
Welfare Fraud	0	0	0	0
Wire Fraud	2	0	0	0
Identity Theft	2	0	0	0
Hacking/Computer Invasion	0	0	0	0
Motor Vehicle Theft	41	10	7	0
Robbery	2	0	0	0
Stolen Property Offenses	28	9	3	0
Pocket-picking	0	0	0	0
Purse-snatching	0	0	0	0
Shoplifting	1	1	0	0
Theft From Building	4	1	0	0
Theft From Coin Machine	0	0	0	0
Theft From Motor Vehicle	15	2	1	0
Theft of Motor Vehicle Parts	0	0	0	0
All Other Larceny	66	5	4	1
Crimes Against Society				
Animal Cruelty	2	1	0	0
Drug/Narcotic Violations	102	87	61	2
Drug Equipment Violations	91	74	34	2
Betting/Wagering	0	0	0	0
Operating/Promoting Gambling	0	0	0	0
Gambling Equipment Violations	0	0	0	0
Sports Tampering	0	0	0	0
Pornography/Obscene Material	4	3	1	0
Prostitution	0	0	0	0
Prostitution Assisting/Promoting	0	0	0	0
Purchasing Prostitution	0	0	0	0
Weapon Law Violations	15	11	6	0
Total Group A Offenses	743	373	187	57

Wells County Sheriff's Office - 2019

2019 Population Estimate 1,750

Offense Overview

Offense Total 44
 Number Cleared 36
 Percent Cleared 81.82 %
 Group A Crimes per 100,000 population 2,514.3

Arrest Overview

Total Arrests 35
 Adult Arrests 35
 Juvenile Arrests 0
 Unknown Age 0
 Arrests per 100,000 population 2,000.0
 Average number offenses/incident 1.69

	Offenses		Arrests	
	Reported	Cleared	Adult	Juvenile
Group A Offenses				
Crimes Against Persons				
Murder	0	0	0	0
Negligent Manslaughter	0	0	0	0
Kidnapping/Abduction	0	0	0	0
Rape	1	1	1	0
Sodomy	0	0	0	0
Sexual Assault W/Object	0	0	0	0
Fondling	0	0	0	0
Incest	0	0	0	0
Statutory Rape	0	0	0	0
Aggravated Assault	2	1	1	0
Simple Assault	4	3	1	0
Intimidation	3	3	3	0
Stalking	1	0	0	0
Commercial Sex Acts	0	0	0	0
Involuntary Servitude	0	0	0	0
Crimes Against Property				
Arson	1	1	0	0
Bribery	0	0	0	0
Burglary	5	3	3	0
Counterfeiting/Forgery	0	0	0	0
Destruction/Damage/Vandalism	3	3	1	0
Embezzlement	0	0	0	0
Extortion/Blackmail	0	0	0	0
False Pretenses	0	0	0	0
Credit Card/ATM Fraud	0	0	0	0
Impersonation	0	0	0	0
Welfare Fraud	0	0	0	0
Wire Fraud	0	0	0	0
Identity Theft	0	0	0	0
Hacking/Computer Invasion	0	0	0	0
Motor Vehicle Theft	2	1	0	0
Robbery	0	0	0	0
Stolen Property Offenses	1	0	0	0
Pocket-picking	0	0	0	0
Purse-snatching	0	0	0	0
Shoplifting	0	0	0	0
Theft From Building	0	0	0	0
Theft From Coin Machine	0	0	0	0
Theft From Motor Vehicle	0	0	0	0
Theft of Motor Vehicle Parts	0	0	0	0
All Other Larceny	1	0	0	0
Crimes Against Society				
Animal Cruelty	0	0	0	0
Drug/Narcotic Violations	8	8	7	0
Drug Equipment Violations	11	11	4	0
Betting/Wagering	0	0	0	0
Operating/Promoting Gambling	0	0	0	0
Gambling Equipment Violations	0	0	0	0
Sports Tampering	0	0	0	0
Pornography/Obscene Material	0	0	0	0
Prostitution	0	0	0	0
Prostitution Assisting/Promoting	0	0	0	0
Purchasing Prostitution	0	0	0	0
Weapon Law Violations	1	1	2	0
Total Group A Offenses	44	36	23	0

Domestic Incident Victims		
Offense	Reported	Cleared
Murder	0	0
Aggravated Assault	0	0
Simple Assault	1	1
Intimidation	0	0
Stalking	0	0
Rape	0	0
Sodomy	0	0
Sexual Assault W/Object	0	0
Fondling	0	0
Incest	0	0
Statutory Rape	0	0
Kidnapping/Abduction	0	0
Total	1	1

Group B Arrests		
Offense	Adult	Juvenile
Bad Checks	0	0
Curfew/Loitering/Vagrancy	0	0
Disorderly Conduct	0	0
DUI	6	0
Family-Non Violent	0	0
Liquor Law Violations	1	0
Peeping Tom	0	0
Trespass	0	0
All Other Offenses	5	0
Total Group B	12	0

Williams County Sheriff's Office - 2019

2019 Population Estimate 5,447

Offense Overview

Offense Total 461
 Number Cleared 169
 Percent Cleared 36.66 %
 Group A Crimes per 100,000 population 8,463.4

Arrest Overview

Total Arrests 218
 Adult Arrests 207
 Juvenile Arrests 11
 Unknown Age 0
 Arrests per 100,000 population 4,002.2
 Average number offenses/incident 1.25

Domestic Incident Victims		
Offense	Reported	Cleared
Murder	0	0
Aggravated Assault	4	3
Simple Assault	22	19
Intimidation	2	2
Stalking	0	0
Rape	1	1
Sodomy	0	0
Sexual Assault W/Object	0	0
Fondling	1	0
Incest	0	0
Statutory Rape	0	0
Kidnapping/Abduction	1	0
Total	31	25

Group B Arrests		
Offense	Adult	Juvenile
Bad Checks	0	0
Curfew/Loitering/Vagrancy	0	0
Disorderly Conduct	2	4
DUI	60	0
Family-Non Violent	0	0
Liquor Law Violations	12	0
Peeping Tom	0	0
Trespass	1	0
All Other Offenses	20	1
Total Group B	95	5

	Offenses		Arrests	
	Reported	Cleared	Adult	Juvenile
Group A Offenses				
Crimes Against Persons				
Murder	0	0	0	0
Negligent Manslaughter	0	0	0	0
Kidnapping/Abduction	2	0	0	0
Rape	4	2	2	0
Sodomy	0	0	0	0
Sexual Assault W/Object	1	0	0	0
Fondling	15	3	2	0
Incest	0	0	0	0
Statutory Rape	2	0	0	0
Aggravated Assault	10	7	4	2
Simple Assault	61	36	30	1
Intimidation	16	4	3	0
Stalking	1	0	0	0
Commercial Sex Acts	0	0	0	0
Involuntary Servitude	0	0	0	0
Crimes Against Property				
Arson	1	0	0	0
Bribery	0	0	0	0
Burglary	36	8	1	1
Counterfeiting/Forgery	3	0	0	0
Destruction/Damage/Vandalism	52	7	3	0
Embezzlement	3	1	1	0
Extortion/Blackmail	0	0	0	0
False Pretenses	6	1	0	0
Credit Card/ATM Fraud	1	0	1	0
Impersonation	7	0	1	0
Welfare Fraud	0	0	0	0
Wire Fraud	0	0	0	0
Identity Theft	0	0	0	0
Hacking/Computer Invasion	0	0	0	0
Motor Vehicle Theft	29	7	2	0
Robbery	0	0	0	0
Stolen Property Offenses	3	2	1	0
Pocket-picking	0	0	0	0
Purse-snatching	0	0	0	0
Shoplifting	2	1	1	0
Theft From Building	9	2	1	0
Theft From Coin Machine	0	0	0	0
Theft From Motor Vehicle	15	1	1	0
Theft of Motor Vehicle Parts	4	1	0	0
All Other Larceny	83	11	4	1
Crimes Against Society				
Animal Cruelty	1	0	0	0
Drug/Narcotic Violations	49	38	36	0
Drug Equipment Violations	37	32	17	1
Betting/Wagering	0	0	0	0
Operating/Promoting Gambling	0	0	0	0
Gambling Equipment Violations	0	0	0	0
Sports Tampering	0	0	0	0
Pornography/Obscene Material	3	0	0	0
Prostitution	0	0	0	0
Prostitution Assisting/Promoting	0	0	0	0
Purchasing Prostitution	0	0	0	0
Weapon Law Violations	5	5	1	0
Total Group A Offenses	461	169	112	6

REPORTING POLICE DEPARTMENTS

Arnegard Police Department * – 2019

2019 Population Estimate 168

Offense Overview

Offense Total 3
 Number Cleared 2
 Percent Cleared 66.67 %
 Group A Crimes per 100,000
 population 1,785.7

Arrest Overview

Total Arrests 1
 Adult Arrests 1
 Juvenile Arrests 0
 Unknown Age 0
 Arrests per 100,000 population 595.2
 Average number offenses/incident 1.50

Domestic Incident Victims		
Offense	Reported	Cleared
Murder	0	0
Aggravated Assault	0	0
Simple Assault	0	0
Intimidation	0	0
Stalking	0	0
Rape	0	0
Sodomy	0	0
Sexual Assault W/Object	0	0
Fondling	0	0
Incest	0	0
Statutory Rape	0	0
Kidnapping/Abduction	0	0
Total	0	0

Group B Arrests		
Offense	Adult	Juvenile
Bad Checks	0	0
Curfew/Loitering/Vagrancy	0	0
Disorderly Conduct	0	0
DUI	0	0
Family-Non Violent	0	0
Liquor Law Violations	0	0
Peeping Tom	0	0
Trespass	0	0
All Other Offenses	0	0
Total Group B	0	0

*Reported Partial Year

	Offenses		Arrests	
	Reported	Cleared	Adult	Juvenile
Group A Offenses				
Crimes Against Persons				
Murder	0	0	0	0
Negligent Manslaughter	0	0	0	0
Kidnapping/Abduction	0	0	0	0
Rape	0	0	0	0
Sodomy	0	0	0	0
Sexual Assault W/Object	0	0	0	0
Fondling	0	0	0	0
Incest	0	0	0	0
Statutory Rape	0	0	0	0
Aggravated Assault	1	0	0	0
Simple Assault	0	0	0	0
Intimidation	0	0	0	0
Stalking	0	0	0	0
Commercial Sex Acts	0	0	0	0
Involuntary Servitude	0	0	0	0
Crimes Against Property				
Arson	0	0	0	0
Bribery	0	0	0	0
Burglary	0	0	0	0
Counterfeiting/Forgery	0	0	0	0
Destruction/Damage/Vandalism	0	0	0	0
Embezzlement	0	0	0	0
Extortion/Blackmail	0	0	0	0
False Pretenses	0	0	0	0
Credit Card/ATM Fraud	0	0	0	0
Impersonation	0	0	0	0
Welfare Fraud	0	0	0	0
Wire Fraud	0	0	0	0
Identity Theft	0	0	0	0
Hacking/Computer Invasion	0	0	0	0
Motor Vehicle Theft	0	0	0	0
Robbery	0	0	0	0
Stolen Property Offenses	0	0	0	0
Pocket-picking	0	0	0	0
Purse-snatching	0	0	0	0
Shoplifting	0	0	0	0
Theft From Building	0	0	0	0
Theft From Coin Machine	0	0	0	0
Theft From Motor Vehicle	0	0	0	0
Theft of Motor Vehicle Parts	0	0	0	0
All Other Larceny	0	0	0	0
Crimes Against Society				
Animal Cruelty	0	0	0	0
Drug/Narcotic Violations	1	1	1	0
Drug Equipment Violations	1	1	0	0
Betting/Wagering	0	0	0	0
Operating/Promoting Gambling	0	0	0	0
Gambling Equipment Violations	0	0	0	0
Sports Tampering	0	0	0	0
Pornography/Obscene Material	0	0	0	0
Prostitution	0	0	0	0
Prostitution Assisting/Promoting	0	0	0	0
Purchasing Prostitution	0	0	0	0
Weapon Law Violations	0	0	0	0
Total Group A Offenses	3	2	1	0

Belfield Police Department – 2019

2019 Population Estimate 1,028

Offense Overview

Offense Total 52
 Number Cleared 9
 Percent Cleared 17.31 %
 Group A Crimes per 100,000
 population 5,058.4

Arrest Overview

Total Arrests 15
 Adult Arrests 14
 Juvenile Arrests 1
 Unknown Age 0
 Arrests per 100,000 population 1,459.1
 Average number offenses/incident 1.13

	Offenses		Arrests	
	Reported	Cleared	Adult	Juvenile
Group A Offenses				
Crimes Against Persons				
Murder	0	0	0	0
Negligent Manslaughter	0	0	0	0
Kidnapping/Abduction	0	0	0	0
Rape	0	0	0	0
Sodomy	0	0	0	0
Sexual Assault W/Object	0	0	0	0
Fondling	0	0	0	0
Incest	0	0	0	0
Statutory Rape	0	0	0	0
Aggravated Assault	1	0	0	0
Simple Assault	4	3	3	0
Intimidation	4	0	0	0
Stalking	0	0	0	0
Commercial Sex Acts	0	0	0	0
Involuntary Servitude	0	0	0	0
Crimes Against Property				
Arson	0	0	0	0
Bribery	0	0	0	0
Burglary	9	0	0	0
Counterfeiting/Forgery	0	0	0	0
Destruction/Damage/Vandalism	9	0	0	0
Embezzlement	0	0	0	0
Extortion/Blackmail	0	0	0	0
False Pretenses	1	1	1	0
Credit Card/ATM Fraud	0	0	0	0
Impersonation	0	0	0	0
Welfare Fraud	0	0	0	0
Wire Fraud	0	0	0	0
Identity Theft	0	0	0	0
Hacking/Computer Invasion	0	0	0	0
Motor Vehicle Theft	0	0	0	0
Robbery	0	0	0	0
Stolen Property Offenses	2	0	0	0
Pocket-picking	0	0	0	0
Purse-snatching	0	0	0	0
Shoplifting	0	0	0	0
Theft From Building	1	0	0	0
Theft From Coin Machine	0	0	0	0
Theft From Motor Vehicle	1	0	0	0
Theft of Motor Vehicle Parts	0	0	0	0
All Other Larceny	14	1	1	0
Crimes Against Society				
Animal Cruelty	0	0	0	0
Drug/Narcotic Violations	2	1	1	0
Drug Equipment Violations	3	2	2	0
Betting/Wagering	0	0	0	0
Operating/Promoting Gambling	0	0	0	0
Gambling Equipment Violations	0	0	0	0
Sports Tampering	0	0	0	0
Pornography/Obscene Material	0	0	0	0
Prostitution	0	0	0	0
Prostitution Assisting/Promoting	0	0	0	0
Purchasing Prostitution	0	0	0	0
Weapon Law Violations	1	1	0	1
Total Group A Offenses	52	9	8	1

Domestic Incident Victims		
Offense	Reported	Cleared
Murder	0	0
Aggravated Assault	0	0
Simple Assault	2	2
Intimidation	0	0
Stalking	0	0
Rape	0	0
Sodomy	0	0
Sexual Assault W/Object	0	0
Fondling	0	0
Incest	0	0
Statutory Rape	0	0
Kidnapping/Abduction	0	0
Total	2	2

Group B Arrests		
Offense	Adult	Juvenile
Bad Checks	0	0
Curfew/Loitering/Vagrancy	0	0
Disorderly Conduct	0	0
DUI	4	0
Family-Non Violent	0	0
Liquor Law Violations	1	0
Peeping Tom	0	0
Trespass	0	0
All Other Offenses	1	0
Total Group B	6	0

Berthold Police Department – 2019

2019 Population Estimate 497

Offense Overview

Offense Total	89
Number Cleared	86
Percent Cleared	96.63 %
Group A Crimes per 100,000 population	17,907.4

Arrest Overview

Total Arrests	70
Adult Arrests	68
Juvenile Arrests	2
Unknown Age	0
Arrests per 100,000 population	14,084.5
Average number offenses/incident	1.71

Domestic Incident Victims		
Offense	Reported	Cleared
Murder	0	0
Aggravated Assault	0	0
Simple Assault	0	0
Intimidation	0	0
Stalking	0	0
Rape	0	0
Sodomy	0	0
Sexual Assault W/Object	0	0
Fondling	0	0
Incest	0	0
Statutory Rape	0	0
Kidnapping/Abduction	0	0
Total	0	0

Group B Arrests		
Offense	Adult	Juvenile
Bad Checks	0	0
Curfew/Loitering/Vagrancy	0	0
Disorderly Conduct	3	0
DUI	1	0
Family-Non Violent	0	0
Liquor Law Violations	0	0
Peeping Tom	0	0
Trespass	0	0
All Other Offenses	6	0
Total Group B	10	0

	Offenses		Arrests	
	Reported	Cleared	Adult	Juvenile
Group A Offenses				
Crimes Against Persons				
Murder	0	0	0	0
Negligent Manslaughter	0	0	0	0
Kidnapping/Abduction	0	0	0	0
Rape	0	0	0	0
Sodomy	0	0	0	0
Sexual Assault W/Object	0	0	0	0
Fondling	0	0	0	0
Incest	0	0	0	0
Statutory Rape	0	0	0	0
Aggravated Assault	1	0	0	0
Simple Assault	3	2	0	0
Intimidation	0	0	0	0
Stalking	0	0	0	0
Commercial Sex Acts	0	0	0	0
Involuntary Servitude	0	0	0	0
Crimes Against Property				
Arson	0	0	0	0
Bribery	0	0	0	0
Burglary	0	0	0	0
Counterfeiting/Forgery	0	0	0	0
Destruction/Damage/Vandalism	0	0	0	0
Embezzlement	0	0	0	0
Extortion/Blackmail	0	0	0	0
False Pretenses	1	1	1	0
Credit Card/ATM Fraud	0	0	0	0
Impersonation	0	0	0	0
Welfare Fraud	0	0	0	0
Wire Fraud	0	0	0	0
Identity Theft	0	0	0	0
Hacking/Computer Invasion	0	0	0	0
Motor Vehicle Theft	0	0	0	0
Robbery	0	0	0	0
Stolen Property Offenses	1	1	2	0
Pocket-picking	0	0	0	0
Purse-snatching	0	0	0	0
Shoplifting	0	0	0	0
Theft From Building	0	0	0	0
Theft From Coin Machine	0	0	0	0
Theft From Motor Vehicle	0	0	0	0
Theft of Motor Vehicle Parts	0	0	0	0
All Other Larceny	2	2	2	0
Crimes Against Society				
Animal Cruelty	3	2	2	0
Drug/Narcotic Violations	34	34	35	2
Drug Equipment Violations	38	38	10	0
Betting/Wagering	0	0	0	0
Operating/Promoting Gambling	0	0	0	0
Gambling Equipment Violations	0	0	0	0
Sports Tampering	0	0	0	0
Pornography/Obscene Material	0	0	0	0
Prostitution	0	0	0	0
Prostitution Assisting/Promoting	0	0	0	0
Purchasing Prostitution	0	0	0	0
Weapon Law Violations	6	6	6	0
Total Group A Offenses	89	86	58	2

Beulah Police Department – 2019

2019 Population Estimate 3,200

Offense Overview

Offense Total 116
 Number Cleared 70
 Percent Cleared 60.34 %
 Group A Crimes per 100,000
 population 3,625.0

Arrest Overview

Total Arrests 72
 Adult Arrests 66
 Juvenile Arrests 6
 Unknown Age 0
 Arrests per 100,000 population 2,250.0
 Average number offenses/incident 1.53

Domestic Incident Victims		
Offense	Reported	Cleared
Murder	0	0
Aggravated Assault	2	2
Simple Assault	5	3
Intimidation	1	0
Stalking	1	0
Rape	0	0
Sodomy	0	0
Sexual Assault W/Object	0	0
Fondling	0	0
Incest	0	0
Statutory Rape	0	0
Kidnapping/Abduction	1	1
Total	10	6

Group B Arrests		
Offense	Adult	Juvenile
Bad Checks	0	0
Curfew/Loitering/Vagrancy	0	0
Disorderly Conduct	3	0
DUI	16	0
Family-Non Violent	0	1
Liquor Law Violations	4	3
Peeping Tom	0	0
Trespass	0	0
All Other Offenses	4	0
Total Group B	27	4

	Offenses		Arrests	
	Reported	Cleared	Adult	Juvenile
Group A Offenses				
Crimes Against Persons				
Murder	0	0	0	0
Negligent Manslaughter	0	0	0	0
Kidnapping/Abduction	2	1	0	0
Rape	0	0	0	0
Sodomy	0	0	0	0
Sexual Assault W/Object	0	0	0	0
Fondling	0	0	0	0
Incest	0	0	0	0
Statutory Rape	0	0	0	0
Aggravated Assault	4	2	2	0
Simple Assault	9	6	4	0
Intimidation	8	5	1	1
Stalking	1	0	0	0
Commercial Sex Acts	0	0	0	0
Involuntary Servitude	0	0	0	0
Crimes Against Property				
Arson	0	0	0	0
Bribery	0	0	0	0
Burglary	4	2	2	0
Counterfeiting/Forgery	0	0	0	0
Destruction/Damage/Vandalism	6	1	1	0
Embezzlement	0	0	0	0
Extortion/Blackmail	0	0	0	0
False Pretenses	1	1	1	0
Credit Card/ATM Fraud	0	0	0	0
Impersonation	0	0	0	0
Welfare Fraud	0	0	0	0
Wire Fraud	0	0	0	0
Identity Theft	3	0	0	0
Hacking/Computer Invasion	0	0	0	0
Motor Vehicle Theft	3	2	1	0
Robbery	0	0	0	0
Stolen Property Offenses	3	1	1	0
Pocket-picking	0	0	0	0
Purse-snatching	0	0	0	0
Shoplifting	3	1	1	0
Theft From Building	3	0	0	0
Theft From Coin Machine	0	0	0	0
Theft From Motor Vehicle	1	0	0	0
Theft of Motor Vehicle Parts	0	0	0	0
All Other Larceny	5	0	0	0
Crimes Against Society				
Animal Cruelty	1	0	0	0
Drug/Narcotic Violations	28	23	21	1
Drug Equipment Violations	29	23	3	0
Betting/Wagering	0	0	0	0
Operating/Promoting Gambling	0	0	0	0
Gambling Equipment Violations	0	0	0	0
Sports Tampering	0	0	0	0
Pornography/Obscene Material	0	0	0	0
Prostitution	0	0	0	0
Prostitution Assisting/Promoting	0	0	0	0
Purchasing Prostitution	0	0	0	0
Weapon Law Violations	2	2	1	0
Total Group A Offenses	116	70	39	2

Bismarck Police Department – 2019

2019 Population Estimate 74,705

Offense Overview

Offense Total 6,767
 Number Cleared 3,720
 Percent Cleared 54.97 %
 Group A Crimes per 100,000
 population 9,058.3

Arrest Overview

Total Arrests 4,684
 Adult Arrests 4,058
 Juvenile Arrests 626
 Unknown Age 0
 Arrests per 100,000 population 6,270.0
 Average number offenses/incident 1.27

Domestic Incident Victims		
Offense	Reported	Cleared
Murder	1	1
Aggravated Assault	79	54
Simple Assault	527	353
Intimidation	41	23
Stalking	7	3
Rape	13	9
Sodomy	1	0
Sexual Assault W/Object	1	0
Fondling	16	8
Incest	1	0
Statutory Rape	7	4
Kidnapping/Abduction	14	12
Total	708	467

Group B Arrests		
Offense	Adult	Juvenile
Bad Checks	0	0
Curfew/Loitering/Vagrancy	1	11
Disorderly Conduct	210	90
DUI	272	0
Family-Non Violent	34	0
Liquor Law Violations	255	57
Peeping Tom	0	0
Trespass	370	5
All Other Offenses	574	159
Total Group B	1,716	322

	Offenses		Arrests	
	Reported	Cleared	Adult	Juvenile
Group A Offenses				
Crimes Against Persons				
Murder	1	1	1	0
Negligent Manslaughter	0	0	0	0
Kidnapping/Abduction	29	24	1	0
Rape	58	25	8	0
Sodomy	4	1	0	1
Sexual Assault W/Object	2	0	0	0
Fondling	50	23	5	7
Incest	1	0	0	0
Statutory Rape	15	8	4	1
Aggravated Assault	127	80	62	3
Simple Assault	855	554	287	63
Intimidation	200	114	41	14
Stalking	21	7	0	0
Commercial Sex Acts	0	0	0	0
Involuntary Servitude	0	0	0	0
Crimes Against Property				
Arson	4	3	2	2
Bribery	2	1	1	0
Burglary	227	43	18	9
Counterfeiting/Forgery	161	21	20	0
Destruction/Damage/Vandalism	573	140	46	27
Embezzlement	23	12	11	0
Extortion/Blackmail	6	0	0	0
False Pretenses	198	67	59	2
Credit Card/ATM Fraud	90	15	8	1
Impersonation	13	3	3	0
Welfare Fraud	0	0	0	0
Wire Fraud	4	0	0	0
Identity Theft	105	13	4	0
Hacking/Computer Invasion	2	0	0	0
Motor Vehicle Theft	214	80	23	6
Robbery	36	16	17	3
Stolen Property Offenses	68	53	36	0
Pocket-picking	0	0	0	0
Purse-snatching	4	1	1	0
Shoplifting	686	486	489	67
Theft From Building	369	95	50	10
Theft From Coin Machine	20	2	1	1
Theft From Motor Vehicle	233	28	12	2
Theft of Motor Vehicle Parts	44	2	1	0
All Other Larceny	338	89	79	8
Crimes Against Society				
Animal Cruelty	11	5	2	0
Drug/Narcotic Violations	957	840	748	58
Drug Equipment Violations	872	757	222	13
Betting/Wagering	0	0	0	0
Operating/Promoting Gambling	1	1	2	0
Gambling Equipment Violations	0	0	0	0
Sports Tampering	0	0	0	0
Pornography/Obscene Material	27	12	4	2
Prostitution	2	1	14	0
Prostitution Assisting/Promoting	2	1	0	0
Purchasing Prostitution	16	14	0	0
Weapon Law Violations	96	82	60	4
Total Group A Offenses	6,767	3,720	2,342	304

Bismarck State College – 2019

2019 Population Estimate		N/A		Offenses		Arrests	
Offense Overview		Group A Offenses		Reported	Cleared	Adult	Juvenile
Offense Total	3	Crimes Against Persons					
Number Cleared	0	Murder	0	0	0	0	
Percent Cleared	0.00 %	Negligent Manslaughter	0	0	0	0	
Group A Crimes per 100,000 population	N/A	Kidnapping/Abduction	0	0	0	0	
		Rape	1	0	0	0	
		Sodomy	0	0	0	0	
		Sexual Assault W/Object	0	0	0	0	
		Fondling	0	0	0	0	
		Incest	0	0	0	0	
		Statutory Rape	0	0	0	0	
		Aggravated Assault	0	0	0	0	
		Simple Assault	0	0	0	0	
		Intimidation	0	0	0	0	
		Stalking	1	0	0	0	
		Commercial Sex Acts	0	0	0	0	
		Involuntary Servitude	0	0	0	0	
		Crimes Against Property					
		Arson	0	0	0	0	
		Bribery	0	0	0	0	
		Burglary	0	0	0	0	
		Counterfeiting/Forgery	0	0	0	0	
		Destruction/Damage/Vandalism	0	0	0	0	
		Embezzlement	0	0	0	0	
		Extortion/Blackmail	0	0	0	0	
		False Pretenses	0	0	0	0	
		Credit Card/ATM Fraud	0	0	0	0	
		Impersonation	0	0	0	0	
		Welfare Fraud	0	0	0	0	
		Wire Fraud	0	0	0	0	
		Identity Theft	0	0	0	0	
		Hacking/Computer Invasion	0	0	0	0	
		Motor Vehicle Theft	0	0	0	0	
		Robbery	0	0	0	0	
		Stolen Property Offenses	0	0	0	0	
		Pocket-picking	0	0	0	0	
		Purse-snatching	0	0	0	0	
		Shoplifting	0	0	0	0	
		Theft From Building	1	0	0	0	
		Theft From Coin Machine	0	0	0	0	
		Theft From Motor Vehicle	0	0	0	0	
		Theft of Motor Vehicle Parts	0	0	0	0	
		All Other Larceny	0	0	0	0	
		Crimes Against Society					
		Animal Cruelty	0	0	0	0	
		Drug/Narcotic Violations	0	0	0	0	
		Drug Equipment Violations	0	0	0	0	
		Betting/Wagering	0	0	0	0	
		Operating/Promoting Gambling	0	0	0	0	
		Gambling Equipment Violations	0	0	0	0	
		Sports Tampering	0	0	0	0	
		Pornography/Obscene Material	0	0	0	0	
		Prostitution	0	0	0	0	
		Prostitution Assisting/Promoting	0	0	0	0	
		Purchasing Prostitution	0	0	0	0	
		Weapon Law Violations	0	0	0	0	
		Total Group A Offenses	3	0	0	0	

Domestic Incident Victims		
Offense	Reported	Cleared
Murder	0	0
Aggravated Assault	0	0
Simple Assault	0	0
Intimidation	0	0
Stalking	0	0
Rape	0	0
Sodomy	0	0
Sexual Assault W/Object	0	0
Fondling	0	0
Incest	0	0
Statutory Rape	0	0
Kidnapping/Abduction	0	0
Total	0	0

Group B Arrests		
Offense	Adult	Juvenile
Bad Checks	0	0
Curfew/Loitering/Vagrancy	0	0
Disorderly Conduct	0	0
DUI	0	0
Family-Non Violent	0	0
Liquor Law Violations	0	0
Peeping Tom	0	0
Trespass	0	0
All Other Offenses	0	0
Total Group B	0	0

Bowman Police Department – 2019

2019 Population Estimate 1,604

Offense Overview

Offense Total	52
Number Cleared	22
Percent Cleared	42.31 %
Group A Crimes per 100,000 population	3,241.9

Arrest Overview

Total Arrests	26
Adult Arrests	26
Juvenile Arrests	0
Unknown Age	0
Arrests per 100,000 population	1,620.9
Average number offenses/incident	1.21

Domestic Incident Victims		
Offense	Reported	Cleared
Murder	0	0
Aggravated Assault	0	0
Simple Assault	5	4
Intimidation	1	1
Stalking	0	0
Rape	0	0
Sodomy	0	0
Sexual Assault W/Object	0	0
Fondling	0	0
Incest	0	0
Statutory Rape	0	0
Kidnapping/Abduction	0	0
Total	6	5

Group B Arrests		
Offense	Adult	Juvenile
Bad Checks	0	0
Curfew/Loitering/Vagrancy	0	0
Disorderly Conduct	1	0
DUI	7	0
Family-Non Violent	0	0
Liquor Law Violations	4	0
Peeping Tom	0	0
Trespass	0	0
All Other Offenses	1	0
Total Group B	13	0

	Offenses		Arrests	
	Reported	Cleared	Adult	Juvenile
Group A Offenses				
Crimes Against Persons				
Murder	0	0	0	0
Negligent Manslaughter	0	0	0	0
Kidnapping/Abduction	0	0	0	0
Rape	0	0	0	0
Sodomy	0	0	0	0
Sexual Assault W/Object	0	0	0	0
Fondling	1	0	0	0
Incest	0	0	0	0
Statutory Rape	0	0	0	0
Aggravated Assault	0	0	1	0
Simple Assault	14	9	4	0
Intimidation	1	1	1	0
Stalking	0	0	0	0
Commercial Sex Acts	0	0	0	0
Involuntary Servitude	0	0	0	0
Crimes Against Property				
Arson	0	0	0	0
Bribery	0	0	0	0
Burglary	2	0	0	0
Counterfeiting/Forgery	0	0	0	0
Destruction/Damage/Vandalism	7	0	0	0
Embezzlement	0	0	0	0
Extortion/Blackmail	0	0	0	0
False Pretenses	2	0	0	0
Credit Card/ATM Fraud	0	0	0	0
Impersonation	1	0	0	0
Welfare Fraud	0	0	0	0
Wire Fraud	0	0	0	0
Identity Theft	0	0	0	0
Hacking/Computer Invasion	0	0	0	0
Motor Vehicle Theft	3	1	1	0
Robbery	0	0	0	0
Stolen Property Offenses	1	1	1	0
Pocket-picking	0	0	0	0
Purse-snatching	0	0	0	0
Shoplifting	2	0	0	0
Theft From Building	0	0	0	0
Theft From Coin Machine	0	0	0	0
Theft From Motor Vehicle	0	0	0	0
Theft of Motor Vehicle Parts	0	0	0	0
All Other Larceny	8	0	0	0
Crimes Against Society				
Animal Cruelty	0	0	0	0
Drug/Narcotic Violations	5	5	4	0
Drug Equipment Violations	4	4	1	0
Betting/Wagering	0	0	0	0
Operating/Promoting Gambling	0	0	0	0
Gambling Equipment Violations	0	0	0	0
Sports Tampering	0	0	0	0
Pornography/Obscene Material	0	0	0	0
Prostitution	0	0	0	0
Prostitution Assisting/Promoting	0	0	0	0
Purchasing Prostitution	0	0	0	0
Weapon Law Violations	1	1	0	0
Total Group A Offenses	52	22	13	0

Burlington Police Department – 2019

2019 Population Estimate 1,233

Offense Overview

Offense Total 39
 Number Cleared 32
 Percent Cleared 82.05 %
 Group A Crimes per 100,000
 population 3,163.0

Arrest Overview

Total Arrests 32
 Adult Arrests 27
 Juvenile Arrests 5
 Unknown Age 0
 Arrests per 100,000 population 2,595.3
 Average number offenses/incident 1.56

	Offenses		Arrests	
	Reported	Cleared	Adult	Juvenile
Group A Offenses				
Crimes Against Persons				
Murder	0	0	0	0
Negligent Manslaughter	0	0	0	0
Kidnapping/Abduction	0	0	0	0
Rape	0	0	0	0
Sodomy	0	0	0	0
Sexual Assault W/Object	0	0	0	0
Fondling	1	0	0	0
Incest	0	0	0	0
Statutory Rape	0	0	0	0
Aggravated Assault	5	4	2	0
Simple Assault	3	3	3	1
Intimidation	1	1	1	0
Stalking	0	0	0	0
Commercial Sex Acts	0	0	0	0
Involuntary Servitude	0	0	0	0
Crimes Against Property				
Arson	0	0	0	0
Bribery	0	0	0	0
Burglary	1	1	0	1
Counterfeiting/Forgery	0	0	0	0
Destruction/Damage/Vandalism	1	1	0	0
Embezzlement	0	0	0	0
Extortion/Blackmail	0	0	0	0
False Pretenses	2	2	2	0
Credit Card/ATM Fraud	0	0	0	0
Impersonation	0	0	0	0
Welfare Fraud	0	0	0	0
Wire Fraud	0	0	0	0
Identity Theft	2	0	0	0
Hacking/Computer Invasion	0	0	0	0
Motor Vehicle Theft	2	2	0	0
Robbery	0	0	0	0
Stolen Property Offenses	2	2	0	0
Pocket-picking	0	0	0	0
Purse-snatching	0	0	0	0
Shoplifting	0	0	0	0
Theft From Building	1	0	0	0
Theft From Coin Machine	0	0	0	0
Theft From Motor Vehicle	0	0	0	0
Theft of Motor Vehicle Parts	0	0	0	0
All Other Larceny	2	1	1	0
Crimes Against Society				
Animal Cruelty	0	0	0	0
Drug/Narcotic Violations	6	5	4	0
Drug Equipment Violations	8	8	4	0
Betting/Wagering	0	0	0	0
Operating/Promoting Gambling	0	0	0	0
Gambling Equipment Violations	0	0	0	0
Sports Tampering	0	0	0	0
Pornography/Obscene Material	0	0	0	0
Prostitution	0	0	0	0
Prostitution Assisting/Promoting	0	0	0	0
Purchasing Prostitution	0	0	0	0
Weapon Law Violations	2	2	1	0
Total Group A Offenses	39	32	18	2

Domestic Incident Victims		
Offense	Reported	Cleared
Murder	0	0
Aggravated Assault	0	0
Simple Assault	3	3
Intimidation	0	0
Stalking	0	0
Rape	0	0
Sodomy	0	0
Sexual Assault W/Object	0	0
Fondling	1	0
Incest	0	0
Statutory Rape	0	0
Kidnapping/Abduction	0	0
Total	4	3

Group B Arrests		
Offense	Adult	Juvenile
Bad Checks	0	0
Curfew/Loitering/Vagrancy	0	0
Disorderly Conduct	0	0
DUI	4	0
Family-Non Violent	0	3
Liquor Law Violations	1	0
Peeping Tom	0	0
Trespass	2	0
All Other Offenses	2	0
Total Group B	9	3

Carrington Police Department – 2019

2019 Population Estimate 1,980

Offense Overview

Offense Total	43
Number Cleared	23
Percent Cleared	53.49 %
Group A Crimes per 100,000 population	2,171.7

Arrest Overview

Total Arrests	36
Adult Arrests	35
Juvenile Arrests	1
Unknown Age	0
Arrests per 100,000 population	1,818.2
Average number offenses/incident	1.34

Domestic Incident Victims		
Offense	Reported	Cleared
Murder	0	0
Aggravated Assault	1	1
Simple Assault	5	2
Intimidation	0	0
Stalking	0	0
Rape	0	0
Sodomy	0	0
Sexual Assault W/Object	0	0
Fondling	0	0
Incest	0	0
Statutory Rape	0	0
Kidnapping/Abduction	0	0
Total	6	3

Group B Arrests		
Offense	Adult	Juvenile
Bad Checks	0	0
Curfew/Loitering/Vagrancy	0	0
Disorderly Conduct	0	0
DUI	11	0
Family-Non Violent	0	0
Liquor Law Violations	2	1
Peeping Tom	0	0
Trespass	0	0
All Other Offenses	4	0
Total Group B	17	1

	Offenses		Arrests	
	Reported	Cleared	Adult	Juvenile
Group A Offenses				
Crimes Against Persons				
Murder	0	0	0	0
Negligent Manslaughter	0	0	0	0
Kidnapping/Abduction	0	0	0	0
Rape	0	0	0	0
Sodomy	0	0	0	0
Sexual Assault W/Object	0	0	0	0
Fondling	0	0	0	0
Incest	0	0	0	0
Statutory Rape	0	0	0	0
Aggravated Assault	1	1	1	0
Simple Assault	6	2	2	0
Intimidation	0	0	0	0
Stalking	0	0	0	0
Commercial Sex Acts	0	0	0	0
Involuntary Servitude	0	0	0	0
Crimes Against Property				
Arson	0	0	0	0
Bribery	0	0	0	0
Burglary	3	2	0	0
Counterfeiting/Forgery	0	0	0	0
Destruction/Damage/Vandalism	7	2	0	0
Embezzlement	2	0	0	0
Extortion/Blackmail	0	0	0	0
False Pretenses	1	0	0	0
Credit Card/ATM Fraud	0	0	0	0
Impersonation	0	0	0	0
Welfare Fraud	0	0	0	0
Wire Fraud	0	0	0	0
Identity Theft	0	0	0	0
Hacking/Computer Invasion	0	0	0	0
Motor Vehicle Theft	2	1	1	0
Robbery	0	0	0	0
Stolen Property Offenses	2	1	2	0
Pocket-picking	0	0	0	0
Purse-snatching	0	0	0	0
Shoplifting	2	0	0	0
Theft From Building	0	0	0	0
Theft From Coin Machine	0	0	0	0
Theft From Motor Vehicle	0	0	0	0
Theft of Motor Vehicle Parts	0	0	0	0
All Other Larceny	2	0	0	0
Crimes Against Society				
Animal Cruelty	0	0	0	0
Drug/Narcotic Violations	6	6	5	0
Drug Equipment Violations	9	8	7	0
Betting/Wagering	0	0	0	0
Operating/Promoting Gambling	0	0	0	0
Gambling Equipment Violations	0	0	0	0
Sports Tampering	0	0	0	0
Pornography/Obscene Material	0	0	0	0
Prostitution	0	0	0	0
Prostitution Assisting/Promoting	0	0	0	0
Purchasing Prostitution	0	0	0	0
Weapon Law Violations	0	0	0	0
Total Group A Offenses	43	23	18	0

Cavalier Police Department – 2019

2019 Population Estimate 1,253

Offense Overview

Offense Total 29
 Number Cleared 9
 Percent Cleared 31.03 %
 Group A Crimes per 100,000 population 2,314.4

Arrest Overview

Total Arrests 9
 Adult Arrests 7
 Juvenile Arrests 2
 Unknown Age 0
 Arrests per 100,000 population 718.3
 Average number offenses/incident 1.21

	Offenses		Arrests	
	Reported	Cleared	Adult	Juvenile
Group A Offenses				
Crimes Against Persons				
Murder	0	0	0	0
Negligent Manslaughter	0	0	0	0
Kidnapping/Abduction	0	0	0	0
Rape	0	0	0	0
Sodomy	0	0	0	0
Sexual Assault W/Object	0	0	0	0
Fondling	1	0	0	0
Incest	0	0	0	0
Statutory Rape	0	0	0	0
Aggravated Assault	0	0	0	0
Simple Assault	2	1	0	1
Intimidation	5	4	1	0
Stalking	1	0	0	0
Commercial Sex Acts	0	0	0	0
Involuntary Servitude	0	0	0	0
Crimes Against Property				
Arson	0	0	0	0
Bribery	0	0	0	0
Burglary	0	0	0	0
Counterfeiting/Forgery	0	0	0	0
Destruction/Damage/Vandalism	2	0	0	0
Embezzlement	0	0	0	0
Extortion/Blackmail	0	0	0	0
False Pretenses	0	0	0	0
Credit Card/ATM Fraud	1	0	0	0
Impersonation	0	0	0	0
Welfare Fraud	0	0	0	0
Wire Fraud	0	0	0	0
Identity Theft	2	0	0	0
Hacking/Computer Invasion	0	0	0	0
Motor Vehicle Theft	0	0	0	0
Robbery	0	0	0	0
Stolen Property Offenses	0	0	0	0
Pocket-picking	0	0	0	0
Purse-snatching	0	0	0	0
Shoplifting	1	0	0	0
Theft From Building	0	0	0	0
Theft From Coin Machine	0	0	0	0
Theft From Motor Vehicle	0	0	0	0
Theft of Motor Vehicle Parts	0	0	0	0
All Other Larceny	8	2	2	0
Crimes Against Society				
Animal Cruelty	0	0	0	0
Drug/Narcotic Violations	3	1	1	0
Drug Equipment Violations	2	1	0	0
Betting/Wagering	0	0	0	0
Operating/Promoting Gambling	0	0	0	0
Gambling Equipment Violations	0	0	0	0
Sports Tampering	0	0	0	0
Pornography/Obscene Material	0	0	0	0
Prostitution	0	0	0	0
Prostitution Assisting/Promoting	0	0	0	0
Purchasing Prostitution	0	0	0	0
Weapon Law Violations	1	0	0	0
Total Group A Offenses	29	9	4	1

Domestic Incident Victims		
Offense	Reported	Cleared
Murder	0	0
Aggravated Assault	0	0
Simple Assault	1	1
Intimidation	4	4
Stalking	0	0
Rape	0	0
Sodomy	0	0
Sexual Assault W/Object	0	0
Fondling	0	0
Incest	0	0
Statutory Rape	0	0
Kidnapping/Abduction	0	0
Total	5	5

Group B Arrests		
Offense	Adult	Juvenile
Bad Checks	0	0
Curfew/Loitering/Vagrancy	0	0
Disorderly Conduct	1	0
DUI	1	0
Family-Non Violent	0	0
Liquor Law Violations	0	1
Peeping Tom	0	0
Trespass	0	0
All Other Offenses	1	0
Total Group B	3	1

Devils Lake Police Department – 2019

2019 Population Estimate 7,294

Offense Overview

Offense Total 672
 Number Cleared 345
 Percent Cleared 51.34 %
 Group A Crimes per 100,000 population 9,213.1

Arrest Overview

Total Arrests 657
 Adult Arrests 524
 Juvenile Arrests 133
 Unknown Age 0
 Arrests per 100,000 population 9,007.4
 Average number offenses/incident 1.18

	Offenses		Arrests	
	Reported	Cleared	Adult	Juvenile
Group A Offenses				
Crimes Against Persons				
Murder	0	0	0	0
Negligent Manslaughter	0	0	0	0
Kidnapping/Abduction	1	1	0	0
Rape	6	3	2	0
Sodomy	1	0	0	0
Sexual Assault W/Object	0	0	0	0
Fondling	13	5	3	1
Incest	0	0	0	0
Statutory Rape	2	0	0	0
Aggravated Assault	11	9	9	0
Simple Assault	112	78	60	3
Intimidation	6	3	1	0
Stalking	8	2	1	1
Commercial Sex Acts	0	0	0	0
Involuntary Servitude	0	0	0	0
Crimes Against Property				
Arson	0	0	0	0
Bribery	0	0	0	0
Burglary	26	7	7	0
Counterfeiting/Forgery	21	7	8	0
Destruction/Damage/Vandalism	75	27	16	5
Embezzlement	8	6	9	0
Extortion/Blackmail	0	0	0	0
False Pretenses	14	12	14	0
Credit Card/ATM Fraud	13	3	5	1
Impersonation	0	0	0	0
Welfare Fraud	0	0	0	0
Wire Fraud	3	0	0	0
Identity Theft	9	1	4	0
Hacking/Computer Invasion	2	0	0	0
Motor Vehicle Theft	16	5	3	3
Robbery	2	1	0	0
Stolen Property Offenses	6	4	2	0
Pocket-picking	0	0	0	0
Purse-snatching	0	0	0	0
Shoplifting	67	51	56	7
Theft From Building	60	13	7	4
Theft From Coin Machine	6	0	0	0
Theft From Motor Vehicle	19	5	1	4
Theft of Motor Vehicle Parts	2	1	1	0
All Other Larceny	78	21	21	3
Crimes Against Society				
Animal Cruelty	0	0	0	0
Drug/Narcotic Violations	48	46	34	13
Drug Equipment Violations	34	31	11	3
Betting/Wagering	0	0	0	0
Operating/Promoting Gambling	0	0	0	0
Gambling Equipment Violations	0	0	0	0
Sports Tampering	0	0	0	0
Pornography/Obscene Material	2	2	1	1
Prostitution	0	0	0	0
Prostitution Assisting/Promoting	0	0	0	0
Purchasing Prostitution	0	0	0	0
Weapon Law Violations	1	1	0	0
Total Group A Offenses	672	345	276	49

Domestic Incident Victims		
Offense	Reported	Cleared
Murder	0	0
Aggravated Assault	5	5
Simple Assault	77	53
Intimidation	5	3
Stalking	3	1
Rape	3	1
Sodomy	0	0
Sexual Assault W/Object	0	0
Fondling	2	1
Incest	0	0
Statutory Rape	0	0
Kidnapping/Abduction	1	1
Total	96	65

Group B Arrests		
Offense	Adult	Juvenile
Bad Checks	2	0
Curfew/Loitering/Vagrancy	0	0
Disorderly Conduct	44	12
DUI	64	0
Family-Non Violent	3	40
Liquor Law Violations	57	13
Peeping Tom	0	0
Trespass	15	0
All Other Offenses	63	19
Total Group B	248	84

Dickinson Police Department – 2019

2019 Population Estimate 23,428

Offense Overview

Offense Total 1,615
 Number Cleared 707
 Percent Cleared 43.78 %
 Group A Crimes per 100,000
 population 6,893.5

Arrest Overview

Total Arrests 1,401
 Adult Arrests 1,025
 Juvenile Arrests 376
 Unknown Age 0
 Arrests per 100,000 population 5,980.0
 Average number offenses/incident 1.17

Domestic Incident Victims		
Offense	Reported	Cleared
Murder	0	0
Aggravated Assault	22	17
Simple Assault	136	107
Intimidation	7	6
Stalking	1	0
Rape	0	0
Sodomy	0	0
Sexual Assault W/Object	0	0
Fondling	3	1
Incest	0	0
Statutory Rape	0	0
Kidnapping/Abduction	1	1
Total	170	132

Group B Arrests		
Offense	Adult	Juvenile
Bad Checks	2	0
Curfew/Loitering/Vagrancy	0	7
Disorderly Conduct	85	60
DUI	128	0
Family-Non Violent	4	87
Liquor Law Violations	75	24
Peeping Tom	0	0
Trespass	21	0
All Other Offenses	258	107
Total Group B	573	285

	Offenses		Arrests	
	Reported	Cleared	Adult	Juvenile
Group A Offenses				
Crimes Against Persons				
Murder	0	0	0	0
Negligent Manslaughter	0	0	0	0
Kidnapping/Abduction	1	1	1	0
Rape	3	1	0	0
Sodomy	0	0	0	0
Sexual Assault W/Object	0	0	0	0
Fondling	23	7	6	0
Incest	0	0	0	0
Statutory Rape	3	3	2	0
Aggravated Assault	47	31	23	1
Simple Assault	231	162	102	28
Intimidation	37	26	9	3
Stalking	6	5	1	0
Commercial Sex Acts	0	0	0	0
Involuntary Servitude	0	0	0	0
Crimes Against Property				
Arson	2	2	0	1
Bribery	0	0	0	0
Burglary	43	6	4	3
Counterfeiting/Forgery	36	7	3	0
Destruction/Damage/Vandalism	265	40	18	12
Embezzlement	6	4	4	1
Extortion/Blackmail	0	0	0	0
False Pretenses	100	17	12	0
Credit Card/ATM Fraud	0	0	0	0
Impersonation	1	1	1	0
Welfare Fraud	0	0	0	0
Wire Fraud	2	0	0	0
Identity Theft	25	8	8	0
Hacking/Computer Invasion	0	0	0	0
Motor Vehicle Theft	33	11	8	1
Robbery	2	1	0	0
Stolen Property Offenses	8	8	3	1
Pocket-picking	0	0	0	0
Purse-snatching	0	0	0	0
Shoplifting	26	21	25	3
Theft From Building	124	13	10	2
Theft From Coin Machine	1	0	0	0
Theft From Motor Vehicle	52	6	3	1
Theft of Motor Vehicle Parts	7	0	0	0
All Other Larceny	165	18	9	5
Crimes Against Society				
Animal Cruelty	11	3	2	0
Drug/Narcotic Violations	166	141	121	15
Drug Equipment Violations	156	137	65	5
Betting/Wagering	0	0	0	0
Operating/Promoting Gambling	0	0	0	0
Gambling Equipment Violations	0	0	0	0
Sports Tampering	0	0	0	0
Pornography/Obscene Material	13	9	5	7
Prostitution	0	0	0	0
Prostitution Assisting/Promoting	0	0	0	0
Purchasing Prostitution	0	0	0	0
Weapon Law Violations	20	18	7	2
Total Group A Offenses	1,615	707	452	91

Ellendale Police Department – 2019

2019 Population Estimate	1,223	Offenses		Arrests	
Offense Overview		Reported	Cleared	Adult	Juvenile
		Group A Offenses			
		Crimes Against Persons			
Offense Total	19				
Number Cleared	6	Murder	0	0	0
Percent Cleared	31.58 %	Negligent Manslaughter	0	0	0
Group A Crimes per 100,000 population	1,553.6	Kidnapping/Abduction	0	0	0
		Rape	0	0	0
		Sodomy	0	0	0
		Sexual Assault W/Object	0	0	0
		Fondling	0	0	0
		Incest	0	0	0
		Statutory Rape	0	0	0
		Aggravated Assault	0	0	0
		Simple Assault	6	1	0
		Intimidation	3	1	0
		Stalking	0	0	0
		Commercial Sex Acts	0	0	0
		Involuntary Servitude	0	0	0
		Crimes Against Property			
		Arson	0	0	0
		Bribery	0	0	0
		Burglary	0	0	0
		Counterfeiting/Forgery	2	0	0
		Destruction/Damage/Vandalism	2	1	2
		Embezzlement	0	0	0
		Extortion/Blackmail	0	0	0
		False Pretenses	0	0	0
		Credit Card/ATM Fraud	0	0	0
		Impersonation	0	0	0
		Welfare Fraud	0	0	0
		Wire Fraud	0	0	0
		Identity Theft	0	0	0
		Hacking/Computer Invasion	0	0	0
		Motor Vehicle Theft	0	0	0
		Robbery	0	0	0
		Stolen Property Offenses	0	0	0
		Pocket-picking	0	0	0
		Purse-snatching	0	0	0
		Shoplifting	0	0	0
		Theft From Building	2	0	0
		Theft From Coin Machine	0	0	0
		Theft From Motor Vehicle	0	0	0
		Theft of Motor Vehicle Parts	0	0	0
		All Other Larceny	3	2	0
		Crimes Against Society			
		Animal Cruelty	0	0	0
		Drug/Narcotic Violations	0	0	0
		Drug Equipment Violations	1	1	0
		Betting/Wagering	0	0	0
		Operating/Promoting Gambling	0	0	0
		Gambling Equipment Violations	0	0	0
		Sports Tampering	0	0	0
		Pornography/Obscene Material	0	0	0
		Prostitution	0	0	0
		Prostitution Assisting/Promoting	0	0	0
		Purchasing Prostitution	0	0	0
		Weapon Law Violations	0	0	0
		Total Group A Offenses	19	6	5
		2			
Arrest Overview					
Total Arrests	13				
Adult Arrests	10				
Juvenile Arrests	3				
Unknown Age	0				
Arrests per 100,000 population	1,063.0				
Average number offenses/incident	1.12				
Domestic Incident Victims					
Offense	Reported	Cleared			
Murder	0	0			
Aggravated Assault	0	0			
Simple Assault	2	1			
Intimidation	1	1			
Stalking	0	0			
Rape	0	0			
Sodomy	0	0			
Sexual Assault W/Object	0	0			
Fondling	0	0			
Incest	0	0			
Statutory Rape	0	0			
Kidnapping/Abduction	0	0			
Total	3	2			
Group B Arrests					
Offense	Adult	Juvenile			
Bad Checks	0	0			
Curfew/Loitering/Vagrancy	0	0			
Disorderly Conduct	0	0			
DUI	3	0			
Family-Non Violent	0	0			
Liquor Law Violations	1	1			
Peeping Tom	0	0			
Trespass	0	0			
All Other Offenses	1	0			
Total Group B	5	1			

Emerado Police Department – 2019

2019 Population Estimate	456	Offenses		Arrests		
Offense Overview	Group A Offenses	Reported	Cleared	Adult	Juvenile	
Offense Total	32	Crimes Against Persons				
Number Cleared	9	0	0	0	0	
Percent Cleared	28.13 %	0	0	0	0	
Group A Crimes per 100,000 population	7,017.5	0	0	0	0	
Arrest Overview	Total Arrests	12	0	0	0	
	Adult Arrests	10	0	0	0	
	Juvenile Arrests	2	3	1	1	
	Unknown Age	0	1	1	1	
	Arrests per 100,000 population	2,631.6	2	0	0	0
	Average number offenses/incident	1.33	0	0	0	0
	Crimes Against Property		0	0	0	0
	Domestic Incident Victims		1	0	0	0
	Offense	Reported	Cleared	0	0	0
	Murder	0	0	0	0	0
	Aggravated Assault	0	0	0	0	0
	Simple Assault	2	1	0	0	0
Intimidation	1	1	0	0	0	
Stalking	0	0	0	0	0	
Rape	0	0	0	0	0	
Sodomy	0	0	0	0	0	
Sexual Assault W/Object	0	0	0	0	0	
Fondling	0	0	0	0	0	
Incest	0	0	0	0	0	
Statutory Rape	0	0	0	0	0	
Kidnapping/Abduction	0	0	0	0	0	
Total	3	2	0	0	0	
Group B Arrests		0	0	0	0	
Offense	Adult	Juvenile	0	0	0	
Bad Checks	0	0	0	0	0	
Curfew/Loitering/Vagrancy	0	0	0	0	0	
Disorderly Conduct	0	0	0	0	0	
DUI	2	0	0	0	0	
Family-Non Violent	0	0	0	0	0	
Liquor Law Violations	0	0	0	0	0	
Peeping Tom	0	0	0	0	0	
Trespass	0	0	0	0	0	
All Other Offenses	6	0	0	0	0	
Total Group B	8	0	0	0	0	
Crimes Against Society		0	0	0	0	
Animal Cruelty	0	0	0	0	0	
Drug/Narcotic Violations	2	2	0	0	0	
Drug Equipment Violations	3	2	0	0	0	
Betting/Wagering	0	0	0	0	0	
Operating/Promoting Gambling	0	0	0	0	0	
Gambling Equipment Violations	0	0	0	0	0	
Sports Tampering	0	0	0	0	0	
Pornography/Obscene Material	0	0	0	0	0	
Prostitution	0	0	0	0	0	
Prostitution Assisting/Promoting	0	0	0	0	0	
Purchasing Prostitution	0	0	0	0	0	
Weapon Law Violations	1	1	0	1	1	
Total Group A Offenses		32	9	2	2	

Fargo Police Department – 2019

2019 Population Estimate 127,423

Offense Overview

Offense Total 10,935
 Number Cleared 4,432
 Percent Cleared 40.53 %
 Group A Crimes per 100,000
 population 8,581.7

Arrest Overview

Total Arrests 5,212
 Adult Arrests 4,619
 Juvenile Arrests 593
 Unknown Age 0
 Arrests per 100,000 population 4,090.3
 Average number offenses/incident 1.22

Domestic Incident Victims		
Offense	Reported	Cleared
Murder	2	2
Aggravated Assault	199	121
Simple Assault	1,177	462
Intimidation	94	50
Stalking	10	8
Rape	21	2
Sodomy	8	3
Sexual Assault W/Object	0	0
Fondling	25	11
Incest	0	0
Statutory Rape	0	0
Kidnapping/Abduction	20	11
Total	1,556	670

Group B Arrests		
Offense	Adult	Juvenile
Bad Checks	1	0
Curfew/Loitering/Vagrancy	0	2
Disorderly Conduct	103	114
DUI	528	1
Family-Non Violent	18	0
Liquor Law Violations	65	25
Peeping Tom	0	0
Trespass	317	13
All Other Offenses	796	53
Total Group B	1,828	208

	Offenses		Arrests	
	Reported	Cleared	Adult	Juvenile
Group A Offenses				
Crimes Against Persons				
Murder	5	5	4	0
Negligent Manslaughter	0	0	0	0
Kidnapping/Abduction	31	16	5	0
Rape	90	7	13	1
Sodomy	21	5	1	0
Sexual Assault W/Object	0	0	0	0
Fondling	115	28	8	5
Incest	0	0	0	0
Statutory Rape	3	1	6	0
Aggravated Assault	383	190	119	15
Simple Assault	1,654	668	322	116
Intimidation	318	180	92	17
Stalking	19	13	2	0
Commercial Sex Acts	1	0	0	0
Involuntary Servitude	0	0	0	0
Crimes Against Property				
Arson	26	9	4	0
Bribery	0	0	0	0
Burglary	834	109	76	8
Counterfeiting/Forgery	336	86	49	4
Destruction/Damage/Vandalism	751	148	47	24
Embezzlement	12	7	4	1
Extortion/Blackmail	0	0	0	0
False Pretenses	175	46	29	1
Credit Card/ATM Fraud	42	4	7	0
Impersonation	133	44	37	0
Welfare Fraud	0	0	0	0
Wire Fraud	12	0	0	0
Identity Theft	137	26	19	2
Hacking/Computer Invasion	1	0	0	0
Motor Vehicle Theft	411	69	50	8
Robbery	78	32	22	3
Stolen Property Offenses	135	104	74	8
Pocket-picking	0	0	0	0
Purse-snatching	0	0	0	0
Shoplifting	702	425	378	77
Theft From Building	5	1	0	0
Theft From Coin Machine	6	0	0	0
Theft From Motor Vehicle	418	66	37	5
Theft of Motor Vehicle Parts	25	1	0	0
All Other Larceny	1,701	289	186	44
Crimes Against Society				
Animal Cruelty	3	2	1	0
Drug/Narcotic Violations	1,173	931	683	28
Drug Equipment Violations	1,051	836	483	9
Betting/Wagering	0	0	0	0
Operating/Promoting Gambling	0	0	0	0
Gambling Equipment Violations	0	0	0	0
Sports Tampering	0	0	0	0
Pornography/Obscene Material	24	7	6	2
Prostitution	0	0	0	0
Prostitution Assisting/Promoting	2	1	1	0
Purchasing Prostitution	0	0	0	0
Weapon Law Violations	102	76	26	7
Total Group A Offenses	10,935	4,432	2,791	385

Fessenden Police Department – 2019

2019 Population Estimate

442

Offense Overview

Offense Total	5
Number Cleared	1
Percent Cleared	20.00 %
Group A Crimes per 100,000 population	1,131.2

Arrest Overview

Total Arrests	1
Adult Arrests	0
Juvenile Arrests	1
Unknown Age	0
Arrests per 100,000 population	226.2
Average number offenses/incident	1.25

Domestic Incident Victims		
Offense	Reported	Cleared
Murder	0	0
Aggravated Assault	0	0
Simple Assault	0	0
Intimidation	0	0
Stalking	0	0
Rape	0	0
Sodomy	0	0
Sexual Assault W/Object	0	0
Fondling	1	0
Incest	0	0
Statutory Rape	0	0
Kidnapping/Abduction	0	0
Total	1	0

Group B Arrests		
Offense	Adult	Juvenile
Bad Checks	0	0
Curfew/Loitering/Vagrancy	0	0
Disorderly Conduct	0	0
DUI	0	0
Family-Non Violent	0	0
Liquor Law Violations	0	0
Peeping Tom	0	0
Trespass	0	0
All Other Offenses	0	0
Total Group B	0	0

	Offenses		Arrests	
	Reported	Cleared	Adult	Juvenile
Group A Offenses				
Crimes Against Persons				
Murder	0	0	0	0
Negligent Manslaughter	0	0	0	0
Kidnapping/Abduction	0	0	0	0
Rape	0	0	0	0
Sodomy	0	0	0	0
Sexual Assault W/Object	0	0	0	0
Fondling	1	0	0	0
Incest	0	0	0	0
Statutory Rape	0	0	0	0
Aggravated Assault	0	0	0	0
Simple Assault	0	0	0	0
Intimidation	0	0	0	0
Stalking	0	0	0	0
Commercial Sex Acts	0	0	0	0
Involuntary Servitude	0	0	0	0
Crimes Against Property				
Arson	0	0	0	0
Bribery	0	0	0	0
Burglary	0	0	0	0
Counterfeiting/Forgery	1	0	0	0
Destruction/Damage/Vandalism	0	0	0	0
Embezzlement	0	0	0	0
Extortion/Blackmail	0	0	0	0
False Pretenses	0	0	0	0
Credit Card/ATM Fraud	0	0	0	0
Impersonation	0	0	0	0
Welfare Fraud	0	0	0	0
Wire Fraud	0	0	0	0
Identity Theft	2	0	0	0
Hacking/Computer Invasion	0	0	0	0
Motor Vehicle Theft	1	1	0	1
Robbery	0	0	0	0
Stolen Property Offenses	0	0	0	0
Pocket-picking	0	0	0	0
Purse-snatching	0	0	0	0
Shoplifting	0	0	0	0
Theft From Building	0	0	0	0
Theft From Coin Machine	0	0	0	0
Theft From Motor Vehicle	0	0	0	0
Theft of Motor Vehicle Parts	0	0	0	0
All Other Larceny	0	0	0	0
Crimes Against Society				
Animal Cruelty	0	0	0	0
Drug/Narcotic Violations	0	0	0	0
Drug Equipment Violations	0	0	0	0
Betting/Wagering	0	0	0	0
Operating/Promoting Gambling	0	0	0	0
Gambling Equipment Violations	0	0	0	0
Sports Tampering	0	0	0	0
Pornography/Obscene Material	0	0	0	0
Prostitution	0	0	0	0
Prostitution Assisting/Promoting	0	0	0	0
Purchasing Prostitution	0	0	0	0
Weapon Law Violations	0	0	0	0
Total Group A Offenses	5	1	0	1

Grafton Police Department – 2019

2019 Population Estimate 4,144

Offense Overview

Offense Total 187
 Number Cleared 49
 Percent Cleared 26.20 %
 Group A Crimes per 100,000
 population 4,512.5

Arrest Overview

Total Arrests 96
 Adult Arrests 58
 Juvenile Arrests 38
 Unknown Age 0
 Arrests per 100,000 population 2,316.6
 Average number offenses/incident 1.11

Domestic Incident Victims		
Offense	Reported	Cleared
Murder	0	0
Aggravated Assault	4	4
Simple Assault	15	8
Intimidation	5	3
Stalking	0	0
Rape	0	0
Sodomy	0	0
Sexual Assault W/Object	0	0
Fondling	0	0
Incest	0	0
Statutory Rape	0	0
Kidnapping/Abduction	2	1
Total	26	16

Group B Arrests		
Offense	Adult	Juvenile
Bad Checks	0	0
Curfew/Loitering/Vagrancy	0	0
Disorderly Conduct	12	24
DUI	6	1
Family-Non Violent	2	0
Liquor Law Violations	2	1
Peeping Tom	0	0
Trespass	0	0
All Other Offenses	3	2
Total Group B	25	28

	Offenses		Arrests	
	Reported	Cleared	Adult	Juvenile
Group A Offenses				
Crimes Against Persons				
Murder	0	0	0	0
Negligent Manslaughter	0	0	0	0
Kidnapping/Abduction	2	1	0	1
Rape	1	0	0	0
Sodomy	1	0	0	0
Sexual Assault W/Object	0	0	0	0
Fondling	7	2	2	0
Incest	0	0	0	0
Statutory Rape	1	0	0	0
Aggravated Assault	4	4	4	0
Simple Assault	36	13	9	3
Intimidation	14	5	1	1
Stalking	0	0	0	0
Commercial Sex Acts	0	0	0	0
Involuntary Servitude	0	0	0	0
Crimes Against Property				
Arson	0	0	0	0
Bribery	0	0	0	0
Burglary	17	2	2	0
Counterfeiting/Forgery	5	1	0	0
Destruction/Damage/Vandalism	21	1	1	4
Embezzlement	0	0	0	0
Extortion/Blackmail	0	0	0	0
False Pretenses	6	0	0	0
Credit Card/ATM Fraud	2	0	0	0
Impersonation	1	0	0	0
Welfare Fraud	0	0	0	0
Wire Fraud	0	0	0	0
Identity Theft	0	0	0	0
Hacking/Computer Invasion	0	0	0	0
Motor Vehicle Theft	1	0	0	0
Robbery	0	0	0	0
Stolen Property Offenses	0	0	0	0
Pocket-picking	0	0	0	0
Purse-snatching	0	0	0	0
Shoplifting	12	1	1	0
Theft From Building	2	0	0	0
Theft From Coin Machine	0	0	0	0
Theft From Motor Vehicle	3	0	0	0
Theft of Motor Vehicle Parts	1	0	0	0
All Other Larceny	29	1	0	1
Crimes Against Society				
Animal Cruelty	1	1	1	0
Drug/Narcotic Violations	11	10	10	0
Drug Equipment Violations	8	6	1	0
Betting/Wagering	0	0	0	0
Operating/Promoting Gambling	0	0	0	0
Gambling Equipment Violations	0	0	0	0
Sports Tampering	0	0	0	0
Pornography/Obscene Material	0	0	0	0
Prostitution	0	0	0	0
Prostitution Assisting/Promoting	0	0	0	0
Purchasing Prostitution	0	0	0	0
Weapon Law Violations	1	1	1	0
Total Group A Offenses	187	49	33	10

Grand Forks Police Department – 2019

2019 Population Estimate 57,459

Offense Overview

Offense Total 3,767
 Number Cleared 1,190
 Percent Cleared 31.59 %
 Group A Crimes per 100,000
 population 6,556.0

Arrest Overview

Total Arrests 1,833
 Adult Arrests 1,441
 Juvenile Arrests 392
 Unknown Age 0
 Arrests per 100,000 population 3,190.1
 Average number offenses/incident 1.19

Domestic Incident Victims		
Offense	Reported	Cleared
Murder	0	0
Aggravated Assault	60	46
Simple Assault	253	125
Intimidation	24	12
Stalking	38	2
Rape	5	1
Sodomy	0	0
Sexual Assault W/Object	0	0
Fondling	10	2
Incest	1	0
Statutory Rape	0	0
Kidnapping/Abduction	5	3
Total	396	191

Group B Arrests		
Offense	Adult	Juvenile
Bad Checks	0	0
Curfew/Loitering/Vagrancy	0	2
Disorderly Conduct	117	126
DUI	151	0
Family-Non Violent	26	46
Liquor Law Violations	86	13
Peeping Tom	0	0
Trespass	58	3
All Other Offenses	161	52
Total Group B	599	242

	Offenses		Arrests	
	Reported	Cleared	Adult	Juvenile
Group A Offenses				
Crimes Against Persons				
Murder	0	0	0	0
Negligent Manslaughter	0	0	0	0
Kidnapping/Abduction	6	3	1	0
Rape	23	2	5	0
Sodomy	1	0	0	0
Sexual Assault W/Object	1	0	0	0
Fondling	47	2	2	0
Incest	2	0	0	0
Statutory Rape	1	0	0	0
Aggravated Assault	118	67	68	2
Simple Assault	458	204	135	32
Intimidation	117	59	25	7
Stalking	132	8	5	2
Commercial Sex Acts	1	0	0	0
Involuntary Servitude	0	0	0	0
Crimes Against Property				
Arson	5	3	1	1
Bribery	0	0	0	0
Burglary	219	22	21	4
Counterfeiting/Forgery	100	11	12	0
Destruction/Damage/Vandalism	468	81	43	8
Embezzlement	17	10	8	1
Extortion/Blackmail	3	0	0	0
False Pretenses	85	5	4	0
Credit Card/ATM Fraud	65	6	1	1
Impersonation	1	1	0	0
Welfare Fraud	0	0	0	0
Wire Fraud	8	0	0	0
Identity Theft	71	8	8	0
Hacking/Computer Invasion	10	0	0	0
Motor Vehicle Theft	109	19	9	3
Robbery	23	6	8	1
Stolen Property Offenses	35	24	18	1
Pocket-picking	0	0	0	0
Purse-snatching	0	0	0	0
Shoplifting	209	117	111	37
Theft From Building	111	10	17	3
Theft From Coin Machine	12	0	0	0
Theft From Motor Vehicle	230	10	6	1
Theft of Motor Vehicle Parts	29	0	0	0
All Other Larceny	533	60	46	9
Crimes Against Society				
Animal Cruelty	3	2	3	0
Drug/Narcotic Violations	224	208	163	25
Drug Equipment Violations	253	226	111	11
Betting/Wagering	0	0	0	0
Operating/Promoting Gambling	0	0	0	0
Gambling Equipment Violations	0	0	0	0
Sports Tampering	0	0	0	0
Pornography/Obscene Material	16	2	1	0
Prostitution	2	0	0	0
Prostitution Assisting/Promoting	0	0	0	0
Purchasing Prostitution	1	0	0	0
Weapon Law Violations	18	14	10	1
Total Group A Offenses	3,767	1,190	842	150

Harvey Police Department – 2019

2019 Population Estimate	1,683	Offenses		Arrests			
Offense Overview		Group A Offenses		Reported	Cleared	Adult	Juvenile
Offense Total	27	Crimes Against Persons					
Number Cleared	8	Murder	0	0	0	0	
Percent Cleared	29.63 %	Negligent Manslaughter	0	0	0	0	
Group A Crimes per 100,000 population	1,604.3	Kidnapping/Abduction	0	0	0	0	
		Rape	0	0	0	0	
		Sodomy	0	0	0	0	
		Sexual Assault W/Object	0	0	0	0	
		Fondling	1	0	0	0	
		Incest	0	0	0	0	
		Statutory Rape	0	0	0	0	
		Aggravated Assault	0	0	0	0	
		Simple Assault	2	1	1	0	
		Intimidation	3	1	1	0	
		Stalking	2	0	0	0	
		Commercial Sex Acts	0	0	0	0	
		Involuntary Servitude	0	0	0	0	
		Crimes Against Property					
		Arson	0	0	0	0	
		Bribery	0	0	0	0	
		Burglary	3	1	2	0	
		Counterfeiting/Forgery	0	0	0	0	
		Destruction/Damage/Vandalism	5	1	0	0	
		Embezzlement	0	0	0	0	
		Extortion/Blackmail	0	0	0	0	
		False Pretenses	0	0	0	0	
		Credit Card/ATM Fraud	0	0	0	0	
		Impersonation	0	0	0	0	
		Welfare Fraud	0	0	0	0	
		Wire Fraud	0	0	0	0	
		Identity Theft	0	0	0	0	
		Hacking/Computer Invasion	0	0	0	0	
		Motor Vehicle Theft	1	0	0	0	
		Robbery	0	0	0	0	
		Stolen Property Offenses	0	0	0	0	
		Pocket-picking	0	0	0	0	
		Purse-snatching	0	0	0	0	
		Shoplifting	0	0	0	0	
		Theft From Building	0	0	0	0	
		Theft From Coin Machine	0	0	0	0	
		Theft From Motor Vehicle	0	0	0	0	
		Theft of Motor Vehicle Parts	0	0	0	0	
		All Other Larceny	4	0	0	0	
		Crimes Against Society					
		Animal Cruelty	2	0	0	0	
		Drug/Narcotic Violations	2	2	2	0	
		Drug Equipment Violations	2	2	0	0	
		Betting/Wagering	0	0	0	0	
		Operating/Promoting Gambling	0	0	0	0	
		Gambling Equipment Violations	0	0	0	0	
		Sports Tampering	0	0	0	0	
		Pornography/Obscene Material	0	0	0	0	
		Prostitution	0	0	0	0	
		Prostitution Assisting/Promoting	0	0	0	0	
		Purchasing Prostitution	0	0	0	0	
		Weapon Law Violations	0	0	0	0	
		Total Group A Offenses	27	8	6	0	

Domestic Incident Victims		
Offense	Reported	Cleared
Murder	0	0
Aggravated Assault	0	0
Simple Assault	2	1
Intimidation	2	1
Stalking	1	0
Rape	0	0
Sodomy	0	0
Sexual Assault W/Object	0	0
Fondling	0	0
Incest	0	0
Statutory Rape	0	0
Kidnapping/Abduction	0	0
Total	5	2

Group B Arrests		
Offense	Adult	Juvenile
Bad Checks	0	0
Curfew/Loitering/Vagrancy	0	0
Disorderly Conduct	1	0
DUI	3	0
Family-Non Violent	0	0
Liquor Law Violations	0	0
Peeping Tom	0	0
Trespass	0	0
All Other Offenses	3	0
Total Group B	7	0

Hazen Police Department – 2019

2019 Population Estimate 2,321

Offense Overview

Offense Total 7
 Number Cleared 2
 Percent Cleared 28.57 %
 Group A Crimes per 100,000
 population 301.6

Arrest Overview

Total Arrests 4
 Adult Arrests 4
 Juvenile Arrests 0
 Unknown Age 0
 Arrests per 100,000 population 172.3
 Average number offenses/incident 1.00

	Offenses		Arrests	
	Reported	Cleared	Adult	Juvenile
Group A Offenses				
Crimes Against Persons				
Murder	0	0	0	0
Negligent Manslaughter	0	0	0	0
Kidnapping/Abduction	0	0	0	0
Rape	0	0	0	0
Sodomy	0	0	0	0
Sexual Assault W/Object	0	0	0	0
Fondling	0	0	0	0
Incest	0	0	0	0
Statutory Rape	0	0	0	0
Aggravated Assault	1	1	1	0
Simple Assault	1	0	0	0
Intimidation	0	0	0	0
Stalking	0	0	0	0
Commercial Sex Acts	0	0	0	0
Involuntary Servitude	0	0	0	0
Crimes Against Property				
Arson	0	0	0	0
Bribery	0	0	0	0
Burglary	0	0	0	0
Counterfeiting/Forgery	0	0	0	0
Destruction/Damage/Vandalism	1	0	0	0
Embezzlement	0	0	0	0
Extortion/Blackmail	0	0	0	0
False Pretenses	0	0	0	0
Credit Card/ATM Fraud	0	0	0	0
Impersonation	0	0	0	0
Welfare Fraud	0	0	0	0
Wire Fraud	0	0	0	0
Identity Theft	0	0	0	0
Hacking/Computer Invasion	0	0	0	0
Motor Vehicle Theft	1	0	0	0
Robbery	0	0	0	0
Stolen Property Offenses	0	0	0	0
Pocket-picking	0	0	0	0
Purse-snatching	0	0	0	0
Shoplifting	1	0	0	0
Theft From Building	0	0	0	0
Theft From Coin Machine	0	0	0	0
Theft From Motor Vehicle	0	0	0	0
Theft of Motor Vehicle Parts	0	0	0	0
All Other Larceny	1	1	1	0
Crimes Against Society				
Animal Cruelty	0	0	0	0
Drug/Narcotic Violations	1	0	0	0
Drug Equipment Violations	0	0	0	0
Betting/Wagering	0	0	0	0
Operating/Promoting Gambling	0	0	0	0
Gambling Equipment Violations	0	0	0	0
Sports Tampering	0	0	0	0
Pornography/Obscene Material	0	0	0	0
Prostitution	0	0	0	0
Prostitution Assisting/Promoting	0	0	0	0
Purchasing Prostitution	0	0	0	0
Weapon Law Violations	0	0	0	0
Total Group A Offenses	7	2	2	0

Domestic Incident Victims		
Offense	Reported	Cleared
Murder	0	0
Aggravated Assault	0	0
Simple Assault	0	0
Intimidation	0	0
Stalking	0	0
Rape	0	0
Sodomy	0	0
Sexual Assault W/Object	0	0
Fondling	0	0
Incest	0	0
Statutory Rape	0	0
Kidnapping/Abduction	0	0
Total	0	0

Group B Arrests		
Offense	Adult	Juvenile
Bad Checks	0	0
Curfew/Loitering/Vagrancy	0	0
Disorderly Conduct	0	0
DUI	2	0
Family-Non Violent	0	0
Liquor Law Violations	0	0
Peeping Tom	0	0
Trespass	0	0
All Other Offenses	0	0
Total Group B	2	0

Jamestown Police Department – 2019

2019 Population Estimate 15,198

Offense Overview

Offense Total 909
 Number Cleared 255
 Percent Cleared 28.05 %
 Group A Crimes per 100,000
 population 5,981.1

Arrest Overview

Total Arrests 596
 Adult Arrests 451
 Juvenile Arrests 145
 Unknown Age 0
 Arrests per 100,000 population 3,921.6
 Average number offenses/incident 1.15

Domestic Incident Victims		
Offense	Reported	Cleared
Murder	0	0
Aggravated Assault	10	7
Simple Assault	93	52
Intimidation	7	5
Stalking	0	0
Rape	4	1
Sodomy	0	0
Sexual Assault W/Object	0	0
Fondling	0	0
Incest	0	0
Statutory Rape	0	0
Kidnapping/Abduction	1	1
Total	115	66

Group B Arrests		
Offense	Adult	Juvenile
Bad Checks	0	0
Curfew/Loitering/Vagrancy	0	3
Disorderly Conduct	23	23
DUI	50	1
Family-Non Violent	0	0
Liquor Law Violations	33	7
Peeping Tom	0	0
Trespass	12	2
All Other Offenses	172	51
Total Group B	290	87

	Offenses		Arrests	
	Reported	Cleared	Adult	Juvenile
Group A Offenses				
Crimes Against Persons				
Murder	0	0	0	0
Negligent Manslaughter	0	0	0	0
Kidnapping/Abduction	1	1	0	0
Rape	10	1	1	0
Sodomy	1	1	0	1
Sexual Assault W/Object	0	0	0	0
Fondling	5	0	0	0
Incest	0	0	0	0
Statutory Rape	0	0	0	0
Aggravated Assault	26	14	12	1
Simple Assault	155	76	41	20
Intimidation	20	10	5	2
Stalking	10	0	0	0
Commercial Sex Acts	0	0	0	0
Involuntary Servitude	0	0	0	0
Crimes Against Property				
Arson	0	0	0	0
Bribery	0	0	0	0
Burglary	45	8	2	3
Counterfeiting/Forgery	13	1	1	0
Destruction/Damage/Vandalism	167	17	5	11
Embezzlement	4	0	0	0
Extortion/Blackmail	1	0	0	0
False Pretenses	6	0	0	0
Credit Card/ATM Fraud	7	1	0	2
Impersonation	14	0	1	0
Welfare Fraud	0	0	0	0
Wire Fraud	17	0	0	0
Identity Theft	0	0	0	0
Hacking/Computer Invasion	0	0	0	0
Motor Vehicle Theft	18	2	0	0
Robbery	0	0	0	0
Stolen Property Offenses	3	3	2	0
Pocket-picking	0	0	0	0
Purse-snatching	0	0	0	0
Shoplifting	49	11	6	4
Theft From Building	15	0	0	0
Theft From Coin Machine	0	0	0	0
Theft From Motor Vehicle	56	6	2	4
Theft of Motor Vehicle Parts	2	0	0	0
All Other Larceny	132	8	11	2
Crimes Against Society				
Animal Cruelty	0	0	0	0
Drug/Narcotic Violations	55	39	28	3
Drug Equipment Violations	62	44	37	4
Betting/Wagering	0	0	0	0
Operating/Promoting Gambling	0	0	0	0
Gambling Equipment Violations	0	0	0	0
Sports Tampering	0	0	0	0
Pornography/Obscene Material	0	0	0	0
Prostitution	0	0	0	0
Prostitution Assisting/Promoting	0	0	0	0
Purchasing Prostitution	0	0	0	0
Weapon Law Violations	15	12	7	1
Total Group A Offenses	909	255	161	58

Kenmare Police Department – 2019

2019 Population Estimate **1,010**

Offense Overview

Offense Total **9**
 Number Cleared **2**
 Percent Cleared **22.22 %**
 Group A Crimes per 100,000 population **891.1**

Arrest Overview

Total Arrests **3**
 Adult Arrests **3**
 Juvenile Arrests **0**
 Unknown Age **0**
 Arrests per 100,000 population **297.0**
 Average number offenses/incident **1.00**

	Offenses		Arrests	
	Reported	Cleared	Adult	Juvenile
Group A Offenses				
Crimes Against Persons				
Murder	0	0	0	0
Negligent Manslaughter	0	0	0	0
Kidnapping/Abduction	0	0	0	0
Rape	0	0	0	0
Sodomy	0	0	0	0
Sexual Assault W/Object	0	0	0	0
Fondling	0	0	0	0
Incest	0	0	0	0
Statutory Rape	0	0	0	0
Aggravated Assault	0	0	0	0
Simple Assault	2	2	2	0
Intimidation	0	0	0	0
Stalking	1	0	0	0
Commercial Sex Acts	0	0	0	0
Involuntary Servitude	0	0	0	0
Crimes Against Property				
Arson	0	0	0	0
Bribery	0	0	0	0
Burglary	2	0	0	0
Counterfeiting/Forgery	0	0	0	0
Destruction/Damage/Vandalism	1	0	0	0
Embezzlement	0	0	0	0
Extortion/Blackmail	0	0	0	0
False Pretenses	0	0	0	0
Credit Card/ATM Fraud	0	0	0	0
Impersonation	0	0	0	0
Welfare Fraud	0	0	0	0
Wire Fraud	0	0	0	0
Identity Theft	0	0	0	0
Hacking/Computer Invasion	0	0	0	0
Motor Vehicle Theft	0	0	0	0
Robbery	0	0	0	0
Stolen Property Offenses	0	0	0	0
Pocket-picking	0	0	0	0
Purse-snatching	0	0	0	0
Shoplifting	0	0	0	0
Theft From Building	3	0	0	0
Theft From Coin Machine	0	0	0	0
Theft From Motor Vehicle	0	0	0	0
Theft of Motor Vehicle Parts	0	0	0	0
All Other Larceny	0	0	0	0
Crimes Against Society				
Animal Cruelty	0	0	0	0
Drug/Narcotic Violations	0	0	0	0
Drug Equipment Violations	0	0	0	0
Betting/Wagering	0	0	0	0
Operating/Promoting Gambling	0	0	0	0
Gambling Equipment Violations	0	0	0	0
Sports Tampering	0	0	0	0
Pornography/Obscene Material	0	0	0	0
Prostitution	0	0	0	0
Prostitution Assisting/Promoting	0	0	0	0
Purchasing Prostitution	0	0	0	0
Weapon Law Violations	0	0	0	0
Total Group A Offenses	9	2	2	0

Domestic Incident Victims		
Offense	Reported	Cleared
Murder	0	0
Aggravated Assault	0	0
Simple Assault	2	2
Intimidation	0	0
Stalking	1	0
Rape	0	0
Sodomy	0	0
Sexual Assault W/Object	0	0
Fondling	0	0
Incest	0	0
Statutory Rape	0	0
Kidnapping/Abduction	0	0
Total	3	2

Group B Arrests		
Offense	Adult	Juvenile
Bad Checks	0	0
Curfew/Loitering/Vagrancy	0	0
Disorderly Conduct	0	0
DUI	1	0
Family-Non Violent	0	0
Liquor Law Violations	0	0
Peeping Tom	0	0
Trespass	0	0
All Other Offenses	0	0
Total Group B	1	0

Killdeer Police Department – 2019

2019 Population Estimate	1,213	Offenses		Arrests			
Offense Overview		Group A Offenses		Reported	Cleared	Adult	Juvenile
Offense Total	44	Crimes Against Persons					
Number Cleared	22	Murder	0	0	0	0	
Percent Cleared	50.00 %	Negligent Manslaughter	0	0	0	0	
Group A Crimes per 100,000 population	3,627.4	Kidnapping/Abduction	0	0	0	0	
		Rape	1	0	0	0	
		Sodomy	0	0	0	0	
		Sexual Assault W/Object	0	0	0	0	
		Fondling	0	0	0	0	
		Incest	0	0	0	0	
		Statutory Rape	1	0	0	0	
		Aggravated Assault	2	2	2	0	
		Simple Assault	1	1	1	0	
		Intimidation	5	4	1	1	
		Stalking	4	1	1	0	
		Commercial Sex Acts	0	0	0	0	
		Involuntary Servitude	0	0	0	0	
		Crimes Against Property					
		Arson	0	0	0	0	
		Bribery	0	0	0	0	
		Burglary	5	4	3	0	
		Counterfeiting/Forgery	1	0	0	0	
		Destruction/Damage/Vandalism	6	3	1	0	
		Embezzlement	0	0	0	0	
		Extortion/Blackmail	0	0	0	0	
		False Pretenses	0	0	0	0	
		Credit Card/ATM Fraud	0	0	0	0	
		Impersonation	0	0	0	0	
		Welfare Fraud	0	0	0	0	
		Wire Fraud	0	0	0	0	
		Identity Theft	2	1	1	0	
		Hacking/Computer Invasion	0	0	0	0	
		Motor Vehicle Theft	2	1	0	0	
		Robbery	0	0	0	0	
		Stolen Property Offenses	0	0	0	0	
		Pocket-picking	0	0	0	0	
		Purse-snatching	0	0	0	0	
		Shoplifting	0	0	0	0	
		Theft From Building	0	0	0	0	
		Theft From Coin Machine	0	0	0	0	
		Theft From Motor Vehicle	0	0	0	0	
		Theft of Motor Vehicle Parts	0	0	0	0	
		All Other Larceny	9	1	0	0	
		Crimes Against Society					
		Animal Cruelty	1	0	0	0	
		Drug/Narcotic Violations	2	2	2	0	
		Drug Equipment Violations	2	2	1	0	
		Betting/Wagering	0	0	0	0	
		Operating/Promoting Gambling	0	0	0	0	
		Gambling Equipment Violations	0	0	0	0	
		Sports Tampering	0	0	0	0	
		Pornography/Obscene Material	0	0	0	0	
		Prostitution	0	0	0	0	
		Prostitution Assisting/Promoting	0	0	0	0	
		Purchasing Prostitution	0	0	0	0	
		Weapon Law Violations	0	0	0	0	
		Total Group A Offenses	44	22	13	1	

Average number offenses/incident 1.29

Domestic Incident Victims		
Offense	Reported	Cleared
Murder	0	0
Aggravated Assault	1	1
Simple Assault	1	1
Intimidation	1	1
Stalking	2	1
Rape	0	0
Sodomy	0	0
Sexual Assault W/Object	0	0
Fondling	0	0
Incest	0	0
Statutory Rape	1	0
Kidnapping/Abduction	0	0
Total	6	4

Group B Arrests		
Offense	Adult	Juvenile
Bad Checks	0	0
Curfew/Loitering/Vagrancy	0	0
Disorderly Conduct	5	1
DUI	4	0
Family-Non Violent	0	3
Liquor Law Violations	1	1
Peeping Tom	0	0
Trespass	0	0
All Other Offenses	4	1
Total Group B	14	6

LaMoure Police Department – 2019

2019 Population Estimate		898	Offenses		Arrests		
Offense Overview		Group A Offenses		Reported	Cleared	Adult	Juvenile
Offense Total	3	Crimes Against Persons					
Number Cleared	1	Murder	0	0	0	0	0
Percent Cleared	33.33 %	Negligent Manslaughter	0	0	0	0	0
Group A Crimes per 100,000 population	334.1	Kidnapping/Abduction	0	0	0	0	0
		Rape	0	0	0	0	0
		Sodomy	0	0	0	0	0
		Sexual Assault W/Object	0	0	0	0	0
		Fondling	0	0	0	0	0
		Incest	0	0	0	0	0
		Statutory Rape	0	0	0	0	0
		Aggravated Assault	0	0	0	0	0
		Simple Assault	1	0	0	0	0
		Intimidation	0	0	0	0	0
		Stalking	0	0	0	0	0
		Commercial Sex Acts	0	0	0	0	0
		Involuntary Servitude	0	0	0	0	0
		Crimes Against Property					
		Arson	0	0	0	0	0
		Bribery	0	0	0	0	0
		Burglary	0	0	0	0	0
		Counterfeiting/Forgery	0	0	0	0	0
		Destruction/Damage/Vandalism	0	0	0	0	0
		Embezzlement	0	0	0	0	0
		Extortion/Blackmail	0	0	0	0	0
		False Pretenses	0	0	0	0	0
		Credit Card/ATM Fraud	0	0	0	0	0
		Impersonation	0	0	0	0	0
		Welfare Fraud	0	0	0	0	0
		Wire Fraud	0	0	0	0	0
		Identity Theft	0	0	0	0	0
		Hacking/Computer Invasion	0	0	0	0	0
		Motor Vehicle Theft	0	0	0	0	0
		Robbery	0	0	0	0	0
		Stolen Property Offenses	1	1	1	0	0
		Pocket-picking	0	0	0	0	0
		Purse-snatching	0	0	0	0	0
		Shoplifting	0	0	0	0	0
		Theft From Building	0	0	0	0	0
		Theft From Coin Machine	0	0	0	0	0
		Theft From Motor Vehicle	0	0	0	0	0
		Theft of Motor Vehicle Parts	0	0	0	0	0
		All Other Larceny	0	0	0	0	0
		Crimes Against Society					
		Animal Cruelty	0	0	0	0	0
		Drug/Narcotic Violations	0	0	0	0	0
		Drug Equipment Violations	0	0	0	0	0
		Betting/Wagering	0	0	0	0	0
		Operating/Promoting Gambling	0	0	0	0	0
		Gambling Equipment Violations	0	0	0	0	0
		Sports Tampering	0	0	0	0	0
		Pornography/Obscene Material	1	0	0	0	0
		Prostitution	0	0	0	0	0
		Prostitution Assisting/Promoting	0	0	0	0	0
		Purchasing Prostitution	0	0	0	0	0
		Weapon Law Violations	0	0	0	0	0
		Total Group A Offenses	3	1	1	0	0

Domestic Incident Victims		
Offense	Reported	Cleared
Murder	0	0
Aggravated Assault	0	0
Simple Assault	0	0
Intimidation	0	0
Stalking	0	0
Rape	0	0
Sodomy	0	0
Sexual Assault W/Object	0	0
Fondling	0	0
Incest	0	0
Statutory Rape	0	0
Kidnapping/Abduction	0	0
Total	0	0

Group B Arrests		
Offense	Adult	Juvenile
Bad Checks	0	0
Curfew/Loitering/Vagrancy	0	0
Disorderly Conduct	0	0
DUI	0	0
Family-Non Violent	0	0
Liquor Law Violations	0	0
Peeping Tom	0	0
Trespass	0	0
All Other Offenses	0	0
Total Group B	0	0

Lincoln Police Department – 2019

2019 Population Estimate **3,986**

Offense Overview

Offense Total **117**
 Number Cleared **83**
 Percent Cleared **70.94 %**
 Group A Crimes per 100,000 population **2,935.3**

Arrest Overview

Total Arrests **98**
 Adult Arrests **79**
 Juvenile Arrests **19**
 Unknown Age **0**
 Arrests per 100,000 population **2,458.6**
 Average number offenses/incident **1.52**

	Offenses		Arrests	
	Reported	Cleared	Adult	Juvenile
Group A Offenses				
Crimes Against Persons				
Murder	0	0	0	0
Negligent Manslaughter	0	0	0	0
Kidnapping/Abduction	0	0	0	0
Rape	2	1	0	1
Sodomy	0	0	0	0
Sexual Assault W/Object	0	0	0	0
Fondling	0	0	0	0
Incest	0	0	0	0
Statutory Rape	0	0	0	0
Aggravated Assault	1	0	0	0
Simple Assault	8	5	2	1
Intimidation	1	0	0	0
Stalking	2	0	0	0
Commercial Sex Acts	0	0	0	0
Involuntary Servitude	0	0	0	0
Crimes Against Property				
Arson	0	0	0	0
Bribery	0	0	0	0
Burglary	1	0	0	0
Counterfeiting/Forgery	0	0	0	0
Destruction/Damage/Vandalism	5	3	3	0
Embezzlement	0	0	0	0
Extortion/Blackmail	0	0	0	0
False Pretenses	1	0	0	0
Credit Card/ATM Fraud	0	0	0	0
Impersonation	0	0	0	0
Welfare Fraud	0	0	0	0
Wire Fraud	0	0	0	0
Identity Theft	4	0	0	0
Hacking/Computer Invasion	1	0	0	0
Motor Vehicle Theft	1	0	0	0
Robbery	0	0	0	0
Stolen Property Offenses	2	2	2	0
Pocket-picking	0	0	0	0
Purse-snatching	0	0	0	0
Shoplifting	0	0	0	0
Theft From Building	0	0	0	0
Theft From Coin Machine	0	0	0	0
Theft From Motor Vehicle	4	0	0	0
Theft of Motor Vehicle Parts	0	0	0	0
All Other Larceny	5	0	0	0
Crimes Against Society				
Animal Cruelty	0	0	0	0
Drug/Narcotic Violations	37	35	32	8
Drug Equipment Violations	41	37	11	4
Betting/Wagering	0	0	0	0
Operating/Promoting Gambling	0	0	0	0
Gambling Equipment Violations	0	0	0	0
Sports Tampering	0	0	0	0
Pornography/Obscene Material	0	0	0	0
Prostitution	0	0	0	0
Prostitution Assisting/Promoting	0	0	0	0
Purchasing Prostitution	0	0	0	0
Weapon Law Violations	1	0	0	0
Total Group A Offenses	117	83	50	14

Domestic Incident Victims		
Offense	Reported	Cleared
Murder	0	0
Aggravated Assault	1	0
Simple Assault	4	2
Intimidation	1	0
Stalking	0	0
Rape	1	1
Sodomy	0	0
Sexual Assault W/Object	0	0
Fondling	0	0
Incest	0	0
Statutory Rape	0	0
Kidnapping/Abduction	0	0
Total	7	3

Group B Arrests		
Offense	Adult	Juvenile
Bad Checks	0	0
Curfew/Loitering/Vagrancy	0	0
Disorderly Conduct	0	0
DUI	22	0
Family-Non Violent	0	3
Liquor Law Violations	5	0
Peeping Tom	0	0
Trespass	0	0
All Other Offenses	2	2
Total Group B	29	5

Lisbon Police Department – 2019

2019 Population Estimate 2,036

Offense Overview

Offense Total 69
 Number Cleared 7
 Percent Cleared 10.14 %
 Group A Crimes per 100,000 population 3,389.0

Arrest Overview

Total Arrests 7
 Adult Arrests 7
 Juvenile Arrests 0
 Unknown Age 0
 Arrests per 100,000 population 343.8
 Average number offenses/incident 1.21

Domestic Incident Victims		
Offense	Reported	Cleared
Murder	0	0
Aggravated Assault	1	0
Simple Assault	10	1
Intimidation	2	0
Stalking	0	0
Rape	0	0
Sodomy	0	0
Sexual Assault W/Object	0	0
Fondling	1	1
Incest	0	0
Statutory Rape	0	0
Kidnapping/Abduction	0	0
Total	14	2

Group B Arrests		
Offense	Adult	Juvenile
Bad Checks	0	0
Curfew/Loitering/Vagrancy	0	0
Disorderly Conduct	0	0
DUI	3	0
Family-Non Violent	0	0
Liquor Law Violations	0	0
Peeping Tom	0	0
Trespass	0	0
All Other Offenses	1	0
Total Group B	4	0

	Offenses		Arrests	
	Reported	Cleared	Adult	Juvenile
Group A Offenses				
Crimes Against Persons				
Murder	0	0	0	0
Negligent Manslaughter	0	0	0	0
Kidnapping/Abduction	0	0	0	0
Rape	1	0	0	0
Sodomy	0	0	0	0
Sexual Assault W/Object	0	0	0	0
Fondling	1	1	0	0
Incest	0	0	0	0
Statutory Rape	0	0	0	0
Aggravated Assault	1	0	0	0
Simple Assault	14	1	1	0
Intimidation	7	0	0	0
Stalking	1	0	0	0
Commercial Sex Acts	0	0	0	0
Involuntary Servitude	0	0	0	0
Crimes Against Property				
Arson	0	0	0	0
Bribery	0	0	0	0
Burglary	4	1	1	0
Counterfeiting/Forgery	3	0	0	0
Destruction/Damage/Vandalism	4	1	0	0
Embezzlement	1	0	0	0
Extortion/Blackmail	0	0	0	0
False Pretenses	0	0	0	0
Credit Card/ATM Fraud	0	0	0	0
Impersonation	0	0	0	0
Welfare Fraud	0	0	0	0
Wire Fraud	0	0	0	0
Identity Theft	2	0	0	0
Hacking/Computer Invasion	0	0	0	0
Motor Vehicle Theft	4	0	0	0
Robbery	0	0	0	0
Stolen Property Offenses	0	0	0	0
Pocket-picking	0	0	0	0
Purse-snatching	0	0	0	0
Shoplifting	3	0	0	0
Theft From Building	3	0	0	0
Theft From Coin Machine	0	0	0	0
Theft From Motor Vehicle	6	0	0	0
Theft of Motor Vehicle Parts	0	0	0	0
All Other Larceny	9	1	0	0
Crimes Against Society				
Animal Cruelty	0	0	0	0
Drug/Narcotic Violations	1	1	1	0
Drug Equipment Violations	3	1	0	0
Betting/Wagering	0	0	0	0
Operating/Promoting Gambling	0	0	0	0
Gambling Equipment Violations	0	0	0	0
Sports Tampering	0	0	0	0
Pornography/Obscene Material	1	0	0	0
Prostitution	0	0	0	0
Prostitution Assisting/Promoting	0	0	0	0
Purchasing Prostitution	0	0	0	0
Weapon Law Violations	0	0	0	0
Total Group A Offenses	69	7	3	0

Mandan Police Department – 2019

2019 Population Estimate **23,012**

Offense Overview

Offense Total **2,142**
 Number Cleared **909**
 Percent Cleared **42.44 %**
 Group A Crimes per 100,000 population **9,308.2**

Arrest Overview

Total Arrests **1,088**
 Adult Arrests **849**
 Juvenile Arrests **239**
 Unknown Age **0**
 Arrests per 100,000 population **4,728.0**
 Average number offenses/incident **1.22**

	Offenses		Arrests	
	Reported	Cleared	Adult	Juvenile
Group A Offenses				
Crimes Against Persons				
Murder	4	4	1	0
Negligent Manslaughter	0	0	0	0
Kidnapping/Abduction	5	5	1	0
Rape	20	7	3	1
Sodomy	2	2	0	0
Sexual Assault W/Object	1	0	0	0
Fondling	30	12	2	2
Incest	0	0	0	0
Statutory Rape	2	0	0	0
Aggravated Assault	50	38	35	4
Simple Assault	268	170	89	18
Intimidation	70	50	18	4
Stalking	127	13	8	1
Commercial Sex Acts	0	0	0	0
Involuntary Servitude	0	0	0	0
Crimes Against Property				
Arson	6	3	2	3
Bribery	0	0	0	0
Burglary	72	11	9	0
Counterfeiting/Forgery	66	15	13	0
Destruction/Damage/Vandalism	224	48	12	8
Embezzlement	4	0	0	0
Extortion/Blackmail	0	0	0	0
False Pretenses	9	6	5	0
Credit Card/ATM Fraud	20	6	4	0
Impersonation	5	3	0	0
Welfare Fraud	0	0	0	0
Wire Fraud	9	0	0	0
Identity Theft	33	6	3	0
Hacking/Computer Invasion	3	0	0	0
Motor Vehicle Theft	99	20	8	3
Robbery	8	4	3	0
Stolen Property Offenses	46	30	18	1
Pocket-picking	0	0	0	0
Purse-snatching	0	0	0	0
Shoplifting	62	33	27	4
Theft From Building	15	2	2	0
Theft From Coin Machine	2	0	0	0
Theft From Motor Vehicle	50	4	6	4
Theft of Motor Vehicle Parts	2	0	0	0
All Other Larceny	377	66	56	11
Crimes Against Society				
Animal Cruelty	12	2	0	0
Drug/Narcotic Violations	195	170	110	27
Drug Equipment Violations	201	159	73	11
Betting/Wagering	0	0	0	0
Operating/Promoting Gambling	0	0	0	0
Gambling Equipment Violations	0	0	0	0
Sports Tampering	0	0	0	0
Pornography/Obscene Material	12	3	0	1
Prostitution	4	1	0	0
Prostitution Assisting/Promoting	0	0	0	0
Purchasing Prostitution	0	0	0	0
Weapon Law Violations	27	16	12	1
Total Group A Offenses	2,142	909	520	104

Domestic Incident Victims		
Offense	Reported	Cleared
Murder	0	0
Aggravated Assault	31	28
Simple Assault	175	114
Intimidation	32	27
Stalking	32	8
Rape	7	3
Sodomy	2	2
Sexual Assault W/Object	0	0
Fondling	11	4
Incest	0	0
Statutory Rape	2	0
Kidnapping/Abduction	5	5
Total	297	191

Group B Arrests		
Offense	Adult	Juvenile
Bad Checks	0	0
Curfew/Loitering/Vagrancy	0	10
Disorderly Conduct	31	24
DUI	68	0
Family-Non Violent	25	55
Liquor Law Violations	39	17
Peeping Tom	1	0
Trespass	24	2
All Other Offenses	141	27
Total Group B	329	135

Medora Police Department – 2019

2019 Population Estimate 130

Offense Overview

Offense Total 1
 Number Cleared 0
 Percent Cleared 0.00 %
 Group A Crimes per 100,000
 population 769.2

Arrest Overview

Total Arrests 1
 Adult Arrests 1
 Juvenile Arrests 0
 Unknown Age 0
 Arrests per 100,000 population 769.2
 Average number offenses/incident 1.00

	Offenses		Arrests	
	Reported	Cleared	Adult	Juvenile
Group A Offenses				
Crimes Against Persons				
Murder	0	0	0	0
Negligent Manslaughter	0	0	0	0
Kidnapping/Abduction	0	0	0	0
Rape	0	0	0	0
Sodomy	0	0	0	0
Sexual Assault W/Object	0	0	0	0
Fondling	0	0	0	0
Incest	0	0	0	0
Statutory Rape	0	0	0	0
Aggravated Assault	0	0	0	0
Simple Assault	0	0	0	0
Intimidation	0	0	0	0
Stalking	0	0	0	0
Commercial Sex Acts	0	0	0	0
Involuntary Servitude	0	0	0	0
Crimes Against Property				
Arson	0	0	0	0
Bribery	0	0	0	0
Burglary	0	0	0	0
Counterfeiting/Forgery	0	0	0	0
Destruction/Damage/Vandalism	0	0	0	0
Embezzlement	0	0	0	0
Extortion/Blackmail	0	0	0	0
False Pretenses	0	0	0	0
Credit Card/ATM Fraud	0	0	0	0
Impersonation	0	0	0	0
Welfare Fraud	0	0	0	0
Wire Fraud	0	0	0	0
Identity Theft	1	0	0	0
Hacking/Computer Invasion	0	0	0	0
Motor Vehicle Theft	0	0	0	0
Robbery	0	0	0	0
Stolen Property Offenses	0	0	0	0
Pocket-picking	0	0	0	0
Purse-snatching	0	0	0	0
Shoplifting	0	0	0	0
Theft From Building	0	0	0	0
Theft From Coin Machine	0	0	0	0
Theft From Motor Vehicle	0	0	0	0
Theft of Motor Vehicle Parts	0	0	0	0
All Other Larceny	0	0	0	0
Crimes Against Society				
Animal Cruelty	0	0	0	0
Drug/Narcotic Violations	0	0	0	0
Drug Equipment Violations	0	0	0	0
Betting/Wagering	0	0	0	0
Operating/Promoting Gambling	0	0	0	0
Gambling Equipment Violations	0	0	0	0
Sports Tampering	0	0	0	0
Pornography/Obscene Material	0	0	0	0
Prostitution	0	0	0	0
Prostitution Assisting/Promoting	0	0	0	0
Purchasing Prostitution	0	0	0	0
Weapon Law Violations	0	0	0	0
Total Group A Offenses	1	0	0	0

Domestic Incident Victims		
Offense	Reported	Cleared
Murder	0	0
Aggravated Assault	0	0
Simple Assault	0	0
Intimidation	0	0
Stalking	0	0
Rape	0	0
Sodomy	0	0
Sexual Assault W/Object	0	0
Fondling	0	0
Incest	0	0
Statutory Rape	0	0
Kidnapping/Abduction	0	0
Total	0	0

Group B Arrests		
Offense	Adult	Juvenile
Bad Checks	0	0
Curfew/Loitering/Vagrancy	0	0
Disorderly Conduct	0	0
DUI	1	0
Family-Non Violent	0	0
Liquor Law Violations	0	0
Peeping Tom	0	0
Trespass	0	0
All Other Offenses	0	0
Total Group B	1	0

Minot Police Department – 2019

2019 Population Estimate 48,185

Offense Overview

Offense Total 2,483
 Number Cleared 1,047
 Percent Cleared 42.17 %
 Group A Crimes per 100,000
 population 5,153.1

Arrest Overview

Total Arrests 1,457
 Adult Arrests 1,261
 Juvenile Arrests 196
 Unknown Age 0
 Arrests per 100,000 population 3,023.8
 Average number offenses/incident 1.21

Domestic Incident Victims		
Offense	Reported	Cleared
Murder	1	1
Aggravated Assault	45	31
Simple Assault	149	104
Intimidation	7	1
Stalking	8	0
Rape	6	2
Sodomy	0	0
Sexual Assault W/Object	0	0
Fondling	7	1
Incest	0	0
Statutory Rape	0	0
Kidnapping/Abduction	0	0
Total	223	140

Group B Arrests		
Offense	Adult	Juvenile
Bad Checks	0	0
Curfew/Loitering/Vagrancy	0	0
Disorderly Conduct	37	59
DUI	300	5
Family-Non Violent	13	0
Liquor Law Violations	32	23
Peeping Tom	0	0
Trespass	66	4
All Other Offenses	194	10
Total Group B	642	101

	Offenses		Arrests	
	Reported	Cleared	Adult	Juvenile
Group A Offenses				
Crimes Against Persons				
Murder	1	1	1	0
Negligent Manslaughter	0	0	0	0
Kidnapping/Abduction	2	1	0	0
Rape	30	3	0	0
Sodomy	2	0	0	0
Sexual Assault W/Object	1	0	0	0
Fondling	28	5	0	1
Incest	0	0	0	0
Statutory Rape	2	2	2	0
Aggravated Assault	84	46	36	2
Simple Assault	257	160	109	19
Intimidation	53	23	13	5
Stalking	25	2	2	0
Commercial Sex Acts	0	0	0	0
Involuntary Servitude	0	0	0	0
Crimes Against Property				
Arson	10	2	1	0
Bribery	1	1	0	0
Burglary	206	34	15	1
Counterfeiting/Forgery	89	10	10	0
Destruction/Damage/Vandalism	156	38	8	16
Embezzlement	7	1	0	0
Extortion/Blackmail	3	0	0	0
False Pretenses	59	21	11	0
Credit Card/ATM Fraud	44	4	1	0
Impersonation	55	7	5	0
Welfare Fraud	0	0	0	0
Wire Fraud	3	0	0	0
Identity Theft	2	0	0	0
Hacking/Computer Invasion	0	0	0	0
Motor Vehicle Theft	177	39	6	3
Robbery	12	7	1	0
Stolen Property Offenses	55	38	26	1
Pocket-picking	2	0	0	0
Purse-snatching	3	0	0	0
Shoplifting	206	106	100	15
Theft From Building	34	2	1	2
Theft From Coin Machine	5	0	0	0
Theft From Motor Vehicle	86	10	5	0
Theft of Motor Vehicle Parts	8	1	0	0
All Other Larceny	289	51	26	2
Crimes Against Society				
Animal Cruelty	6	0	0	0
Drug/Narcotic Violations	227	202	131	15
Drug Equipment Violations	197	190	89	13
Betting/Wagering	0	0	0	0
Operating/Promoting Gambling	0	0	0	0
Gambling Equipment Violations	0	0	0	0
Sports Tampering	0	0	0	0
Pornography/Obscene Material	16	5	1	0
Prostitution	0	0	0	0
Prostitution Assisting/Promoting	2	1	1	0
Purchasing Prostitution	0	0	0	0
Weapon Law Violations	38	34	18	0
Total Group A Offenses	2,483	1,047	619	95

Napoleon Police Department – 2019

2019 Population Estimate 763

Offense Overview

Offense Total 19
 Number Cleared 15
 Percent Cleared 78.95 %
 Group A Crimes per 100,000 population 2,490.2

Arrest Overview

Total Arrests 26
 Adult Arrests 21
 Juvenile Arrests 5
 Unknown Age 0
 Arrests per 100,000 population 3,407.6
 Average number offenses/incident 1.46

	Offenses		Arrests	
	Reported	Cleared	Adult	Juvenile
Group A Offenses				
Crimes Against Persons				
Murder	0	0	0	0
Negligent Manslaughter	0	0	0	0
Kidnapping/Abduction	0	0	0	0
Rape	1	0	0	0
Sodomy	0	0	0	0
Sexual Assault W/Object	0	0	0	0
Fondling	1	0	0	0
Incest	0	0	0	0
Statutory Rape	1	0	0	0
Aggravated Assault	0	0	0	0
Simple Assault	0	0	0	0
Intimidation	3	3	2	0
Stalking	0	0	0	0
Commercial Sex Acts	0	0	0	0
Involuntary Servitude	0	0	0	0
Crimes Against Property				
Arson	0	0	0	0
Bribery	0	0	0	0
Burglary	1	0	0	0
Counterfeiting/Forgery	0	0	0	0
Destruction/Damage/Vandalism	0	0	0	0
Embezzlement	0	0	0	0
Extortion/Blackmail	0	0	0	0
False Pretenses	1	1	0	0
Credit Card/ATM Fraud	0	0	0	0
Impersonation	0	0	0	0
Welfare Fraud	0	0	0	0
Wire Fraud	0	0	0	0
Identity Theft	0	0	0	0
Hacking/Computer Invasion	0	0	0	0
Motor Vehicle Theft	0	0	0	0
Robbery	0	0	0	0
Stolen Property Offenses	0	0	0	0
Pocket-picking	0	0	0	0
Purse-snatching	0	0	0	0
Shoplifting	0	0	0	0
Theft From Building	0	0	0	0
Theft From Coin Machine	0	0	0	0
Theft From Motor Vehicle	0	0	0	0
Theft of Motor Vehicle Parts	0	0	0	0
All Other Larceny	0	0	0	0
Crimes Against Society				
Animal Cruelty	0	0	0	0
Drug/Narcotic Violations	7	7	8	1
Drug Equipment Violations	4	4	2	0
Betting/Wagering	0	0	0	0
Operating/Promoting Gambling	0	0	0	0
Gambling Equipment Violations	0	0	0	0
Sports Tampering	0	0	0	0
Pornography/Obscene Material	0	0	0	0
Prostitution	0	0	0	0
Prostitution Assisting/Promoting	0	0	0	0
Purchasing Prostitution	0	0	0	0
Weapon Law Violations	0	0	0	0
Total Group A Offenses	19	15	12	1

Domestic Incident Victims		
Offense	Reported	Cleared
Murder	0	0
Aggravated Assault	0	0
Simple Assault	0	0
Intimidation	0	0
Stalking	0	0
Rape	0	0
Sodomy	0	0
Sexual Assault W/Object	0	0
Fondling	0	0
Incest	0	0
Statutory Rape	0	0
Kidnapping/Abduction	0	0
Total	0	0

Group B Arrests		
Offense	Adult	Juvenile
Bad Checks	0	0
Curfew/Loitering/Vagrancy	0	0
Disorderly Conduct	2	1
DUI	1	0
Family-Non Violent	0	1
Liquor Law Violations	3	1
Peeping Tom	0	0
Trespass	0	0
All Other Offenses	3	1
Total Group B	9	4

ND State College of Science PD – 2019

2019 Population Estimate		N/A	Offenses		Arrests	
Offense Overview		Group A Offenses	Reported	Cleared	Adult	Juvenile
Offense Total	25	Crimes Against Persons				
Number Cleared	13	Murder	0	0	0	0
Percent Cleared	52.00 %	Negligent Manslaughter	0	0	0	0
Group A Crimes per 100,000 population	N/A	Kidnapping/Abduction	0	0	0	0
		Rape	0	0	0	0
		Sodomy	0	0	0	0
		Sexual Assault W/Object	0	0	0	0
		Fondling	2	2	0	0
		Incest	0	0	0	0
		Statutory Rape	0	0	0	0
		Aggravated Assault	0	0	0	0
		Simple Assault	0	0	0	0
		Intimidation	0	0	0	0
		Stalking	0	0	0	0
		Commercial Sex Acts	0	0	0	0
		Involuntary Servitude	0	0	0	0
		Crimes Against Property				
		Arson	0	0	0	0
		Bribery	0	0	0	0
		Burglary	1	0	0	0
		Counterfeiting/Forgery	0	0	0	0
		Destruction/Damage/Vandalism	7	5	5	0
		Embezzlement	0	0	0	0
		Extortion/Blackmail	0	0	0	0
		False Pretenses	0	0	0	0
		Credit Card/ATM Fraud	0	0	0	0
		Impersonation	0	0	0	0
		Welfare Fraud	0	0	0	0
		Wire Fraud	0	0	0	0
		Identity Theft	0	0	0	0
		Hacking/Computer Invasion	0	0	0	0
		Motor Vehicle Theft	0	0	0	0
		Robbery	0	0	0	0
		Stolen Property Offenses	0	0	0	0
		Pocket-picking	0	0	0	0
		Purse-snatching	0	0	0	0
		Shoplifting	0	0	0	0
		Theft From Building	1	0	0	0
		Theft From Coin Machine	0	0	0	0
		Theft From Motor Vehicle	0	0	0	0
		Theft of Motor Vehicle Parts	0	0	0	0
		All Other Larceny	6	0	0	0
		Crimes Against Society				
		Animal Cruelty	0	0	0	0
		Drug/Narcotic Violations	4	3	3	0
		Drug Equipment Violations	3	3	3	0
		Betting/Wagering	0	0	0	0
		Operating/Promoting Gambling	0	0	0	0
		Gambling Equipment Violations	0	0	0	0
		Sports Tampering	0	0	0	0
		Pornography/Obscene Material	0	0	0	0
		Prostitution	0	0	0	0
		Prostitution Assisting/Promoting	0	0	0	0
		Purchasing Prostitution	0	0	0	0
		Weapon Law Violations	1	0	0	0
		Total Group A Offenses	25	13	11	0

Domestic Incident Victims		Reported	Cleared
Offense			
Murder	0	0	
Aggravated Assault	0	0	
Simple Assault	0	0	
Intimidation	0	0	
Stalking	0	0	
Rape	0	0	
Sodomy	0	0	
Sexual Assault W/Object	0	0	
Fondling	0	0	
Incest	0	0	
Statutory Rape	0	0	
Kidnapping/Abduction	0	0	
Total	0	0	

Group B Arrests		
Offense	Adult	Juvenile
Bad Checks	0	0
Curfew/Loitering/Vagrancy	0	0
Disorderly Conduct	0	0
DUI	2	0
Family-Non Violent	0	0
Liquor Law Violations	4	0
Peeping Tom	0	0
Trespass	2	0
All Other Offenses	0	0
Total Group B	8	0

ND State University PD – 2019

2019 Population Estimate		N/A		Offenses		Arrests	
Offense Overview		Group A Offenses		Reported	Cleared	Adult	Juvenile
Offense Total	150	Crimes Against Persons					
Number Cleared	28	Murder	0	0	0	0	
Percent Cleared	18.67 %	Negligent Manslaughter	0	0	0	0	
Group A Crimes per 100,000 population	N/A	Kidnapping/Abduction	0	0	0	0	
		Rape	2	1	1	0	
		Sodomy	0	0	0	0	
		Sexual Assault W/Object	0	0	0	0	
		Fondling	1	0	0	0	
		Incest	0	0	0	0	
		Statutory Rape	0	0	0	0	
		Aggravated Assault	0	0	0	0	
		Simple Assault	5	1	1	0	
		Intimidation	3	0	0	0	
		Stalking	0	0	0	0	
		Commercial Sex Acts	0	0	0	0	
		Involuntary Servitude	0	0	0	0	
		Crimes Against Property					
		Arson	0	0	0	0	
		Bribery	0	0	0	0	
		Burglary	6	3	2	0	
		Counterfeiting/Forgery	0	0	0	0	
		Destruction/Damage/Vandalism	23	1	0	0	
		Embezzlement	0	0	0	0	
		Extortion/Blackmail	0	0	0	0	
		False Pretenses	2	1	1	0	
		Credit Card/ATM Fraud	0	0	0	0	
		Impersonation	0	0	2	0	
		Welfare Fraud	0	0	0	0	
		Wire Fraud	2	0	0	0	
		Identity Theft	1	1	1	0	
		Hacking/Computer Invasion	0	0	0	0	
		Motor Vehicle Theft	2	0	0	0	
		Robbery	0	0	0	0	
		Stolen Property Offenses	0	0	0	0	
		Pocket-picking	0	0	0	0	
		Purse-snatching	0	0	0	0	
		Shoplifting	0	0	0	0	
		Theft From Building	1	0	0	0	
		Theft From Coin Machine	0	0	0	0	
		Theft From Motor Vehicle	5	0	0	0	
		Theft of Motor Vehicle Parts	2	0	0	0	
		All Other Larceny	64	2	3	0	
		Crimes Against Society					
		Animal Cruelty	0	0	0	0	
		Drug/Narcotic Violations	17	9	9	0	
		Drug Equipment Violations	14	9	9	0	
		Betting/Wagering	0	0	0	0	
		Operating/Promoting Gambling	0	0	0	0	
		Gambling Equipment Violations	0	0	0	0	
		Sports Tampering	0	0	0	0	
		Pornography/Obscene Material	0	0	0	0	
		Prostitution	0	0	0	0	
		Prostitution Assisting/Promoting	0	0	0	0	
		Purchasing Prostitution	0	0	0	0	
		Weapon Law Violations	0	0	0	0	
		Total Group A Offenses	150	28	29	0	

Domestic Incident Victims		Reported	Cleared
Murder	0	0	
Aggravated Assault	0	0	
Simple Assault	3	1	
Intimidation	3	0	
Stalking	0	0	
Rape	0	0	
Sodomy	0	0	
Sexual Assault W/Object	0	0	
Fondling	0	0	
Incest	0	0	
Statutory Rape	0	0	
Kidnapping/Abduction	0	0	
Total	6	1	

Group B Arrests		
Offense	Adult	Juvenile
Bad Checks	0	0
Curfew/Loitering/Vagrancy	0	0
Disorderly Conduct	0	1
DUI	4	0
Family-Non Violent	0	0
Liquor Law Violations	33	1
Peeping Tom	0	0
Trespass	1	0
All Other Offenses	1	0
Total Group B	39	2

New Town Police Department – 2019

2019 Population Estimate	2,621	Offenses		Arrests			
Offense Overview		Group A Offenses		Reported	Cleared	Adult	Juvenile
Offense Total	149	Crimes Against Persons					
Number Cleared	108	Murder	0	0	0	0	0
Percent Cleared	72.48 %	Negligent Manslaughter	0	0	0	0	0
Group A Crimes per 100,000 population	5,684.9	Kidnapping/Abduction	0	0	0	0	0
		Rape	0	0	0	0	0
		Sodomy	0	0	0	0	0
		Sexual Assault W/Object	0	0	0	0	0
		Fondling	1	0	0	0	0
		Incest	0	0	0	0	0
Arrest Overview		Statutory Rape	0	0	0	0	0
Total Arrests	165	Aggravated Assault	0	0	0	0	0
Adult Arrests	164	Simple Assault	16	11	11	0	0
Juvenile Arrests	1	Intimidation	5	4	3	0	0
Unknown Age	0	Stalking	0	0	0	0	0
Arrests per 100,000 population	6,295.3	Commercial Sex Acts	0	0	0	0	0
		Involuntary Servitude	0	0	0	0	0
Average number offenses/incident	1.34	Crimes Against Property					
		Arson	0	0	0	0	0
		Bribery	0	0	0	0	0
		Burglary	0	0	0	0	0
		Counterfeiting/Forgery	3	1	1	0	0
		Destruction/Damage/Vandalism	11	6	4	0	0
		Embezzlement	0	0	0	0	0
		Extortion/Blackmail	0	0	0	0	0
		False Pretenses	1	1	1	0	0
		Credit Card/ATM Fraud	1	0	0	0	0
		Impersonation	0	0	0	0	0
		Welfare Fraud	0	0	0	0	0
		Wire Fraud	0	0	0	0	0
		Identity Theft	0	0	0	0	0
		Hacking/Computer Invasion	0	0	0	0	0
		Motor Vehicle Theft	6	0	0	0	0
		Robbery	0	0	0	0	0
		Stolen Property Offenses	1	0	0	0	0
		Pocket-picking	0	0	0	0	0
		Purse-snatching	0	0	0	0	0
		Shoplifting	0	0	0	0	0
		Theft From Building	2	0	0	0	0
		Theft From Coin Machine	0	0	0	0	0
		Theft From Motor Vehicle	3	0	0	0	0
		Theft of Motor Vehicle Parts	2	0	0	0	0
		All Other Larceny	4	0	0	0	0
		Crimes Against Society					
		Animal Cruelty	0	0	0	0	0
		Drug/Narcotic Violations	41	38	40	0	0
		Drug Equipment Violations	43	39	14	0	0
		Betting/Wagering	0	0	0	0	0
		Operating/Promoting Gambling	0	0	0	0	0
		Gambling Equipment Violations	0	0	0	0	0
		Sports Tampering	0	0	0	0	0
		Pornography/Obscene Material	0	0	0	0	0
		Prostitution	0	0	0	0	0
		Prostitution Assisting/Promoting	0	0	0	0	0
		Purchasing Prostitution	0	0	0	0	0
		Weapon Law Violations	9	8	2	0	0
		Total Group A Offenses	149	108	76	0	0

Domestic Incident Victims		
Offense	Reported	Cleared
Murder	0	0
Aggravated Assault	0	0
Simple Assault	10	8
Intimidation	2	2
Stalking	0	0
Rape	0	0
Sodomy	0	0
Sexual Assault W/Object	0	0
Fondling	0	0
Incest	0	0
Statutory Rape	0	0
Kidnapping/Abduction	0	0
Total	12	10

Group B Arrests		
Offense	Adult	Juvenile
Bad Checks	0	0
Curfew/Loitering/Vagrancy	0	0
Disorderly Conduct	6	0
DUI	48	1
Family-Non Violent	1	0
Liquor Law Violations	2	0
Peeping Tom	0	0
Trespass	1	0
All Other Offenses	30	0
Total Group B	88	1

Northwood Police Department – 2019

2019 Population Estimate **904**

Offense Overview

Offense Total **19**
 Number Cleared **5**
 Percent Cleared **26.32 %**
 Group A Crimes per 100,000 population **2,101.8**

Arrest Overview

Total Arrests **8**
 Adult Arrests **8**
 Juvenile Arrests **0**
 Unknown Age **0**
 Arrests per 100,000 population **885.0**
 Average number offenses/incident **1.06**

	Offenses		Arrests	
	Reported	Cleared	Adult	Juvenile
Group A Offenses				
Crimes Against Persons				
Murder	0	0	0	0
Negligent Manslaughter	0	0	0	0
Kidnapping/Abduction	0	0	0	0
Rape	0	0	0	0
Sodomy	0	0	0	0
Sexual Assault W/Object	0	0	0	0
Fondling	1	0	0	0
Incest	0	0	0	0
Statutory Rape	0	0	0	0
Aggravated Assault	1	1	1	0
Simple Assault	0	0	0	0
Intimidation	0	0	0	0
Stalking	0	0	0	0
Commercial Sex Acts	0	0	0	0
Involuntary Servitude	0	0	0	0
Crimes Against Property				
Arson	0	0	0	0
Bribery	0	0	0	0
Burglary	2	0	0	0
Counterfeiting/Forgery	1	0	0	0
Destruction/Damage/Vandalism	3	0	0	0
Embezzlement	0	0	0	0
Extortion/Blackmail	0	0	0	0
False Pretenses	0	0	0	0
Credit Card/ATM Fraud	1	0	0	0
Impersonation	0	0	0	0
Welfare Fraud	0	0	0	0
Wire Fraud	0	0	0	0
Identity Theft	0	0	0	0
Hacking/Computer Invasion	0	0	0	0
Motor Vehicle Theft	2	0	0	0
Robbery	0	0	0	0
Stolen Property Offenses	0	0	0	0
Pocket-picking	0	0	0	0
Purse-snatching	0	0	0	0
Shoplifting	0	0	0	0
Theft From Building	3	0	0	0
Theft From Coin Machine	0	0	0	0
Theft From Motor Vehicle	0	0	0	0
Theft of Motor Vehicle Parts	0	0	0	0
All Other Larceny	0	0	0	0
Crimes Against Society				
Animal Cruelty	0	0	0	0
Drug/Narcotic Violations	1	1	1	0
Drug Equipment Violations	4	3	2	0
Betting/Wagering	0	0	0	0
Operating/Promoting Gambling	0	0	0	0
Gambling Equipment Violations	0	0	0	0
Sports Tampering	0	0	0	0
Pornography/Obscene Material	0	0	0	0
Prostitution	0	0	0	0
Prostitution Assisting/Promoting	0	0	0	0
Purchasing Prostitution	0	0	0	0
Weapon Law Violations	0	0	0	0
Total Group A Offenses	19	5	4	0

Domestic Incident Victims		
Offense	Reported	Cleared
Murder	0	0
Aggravated Assault	1	1
Simple Assault	0	0
Intimidation	0	0
Stalking	0	0
Rape	0	0
Sodomy	0	0
Sexual Assault W/Object	0	0
Fondling	0	0
Incest	0	0
Statutory Rape	0	0
Kidnapping/Abduction	0	0
Total	1	1

Group B Arrests		
Offense	Adult	Juvenile
Bad Checks	0	0
Curfew/Loitering/Vagrancy	0	0
Disorderly Conduct	1	0
DUI	1	0
Family-Non Violent	0	0
Liquor Law Violations	0	0
Peeping Tom	0	0
Trespass	1	0
All Other Offenses	1	0
Total Group B	4	0

Oakes Police Department – 2019

2019 Population Estimate 1,694

Offense Overview

Offense Total	34
Number Cleared	19
Percent Cleared	55.88 %
Group A Crimes per 100,000 population	2,007.1

Arrest Overview

Total Arrests	23
Adult Arrests	22
Juvenile Arrests	1
Unknown Age	0
Arrests per 100,000 population	1,357.7
Average number offenses/incident	1.17

Domestic Incident Victims		
Offense	Reported	Cleared
Murder	0	0
Aggravated Assault	2	2
Simple Assault	5	4
Intimidation	2	2
Stalking	0	0
Rape	0	0
Sodomy	0	0
Sexual Assault W/Object	0	0
Fondling	0	0
Incest	0	0
Statutory Rape	0	0
Kidnapping/Abduction	0	0
Total	9	8

Group B Arrests		
Offense	Adult	Juvenile
Bad Checks	1	0
Curfew/Loitering/Vagrancy	0	0
Disorderly Conduct	0	0
DUI	7	0
Family-Non Violent	0	0
Liquor Law Violations	0	0
Peeping Tom	0	0
Trespass	0	0
All Other Offenses	1	0
Total Group B	9	0

	Offenses		Arrests	
	Reported	Cleared	Adult	Juvenile
Group A Offenses				
Crimes Against Persons				
Murder	0	0	0	0
Negligent Manslaughter	0	0	0	0
Kidnapping/Abduction	0	0	0	0
Rape	1	1	1	0
Sodomy	0	0	0	0
Sexual Assault W/Object	0	0	0	0
Fondling	0	0	0	0
Incest	0	0	0	0
Statutory Rape	0	0	0	0
Aggravated Assault	2	2	1	0
Simple Assault	7	6	6	0
Intimidation	3	2	0	1
Stalking	2	0	0	0
Commercial Sex Acts	0	0	0	0
Involuntary Servitude	0	0	0	0
Crimes Against Property				
Arson	0	0	0	0
Bribery	0	0	0	0
Burglary	0	0	0	0
Counterfeiting/Forgery	0	0	0	0
Destruction/Damage/Vandalism	0	0	0	0
Embezzlement	0	0	0	0
Extortion/Blackmail	0	0	0	0
False Pretenses	0	0	0	0
Credit Card/ATM Fraud	0	0	0	0
Impersonation	0	0	0	0
Welfare Fraud	0	0	0	0
Wire Fraud	0	0	0	0
Identity Theft	3	1	1	0
Hacking/Computer Invasion	0	0	0	0
Motor Vehicle Theft	1	0	0	0
Robbery	0	0	0	0
Stolen Property Offenses	0	0	0	0
Pocket-picking	0	0	0	0
Purse-snatching	0	0	0	0
Shoplifting	0	0	0	0
Theft From Building	0	0	0	0
Theft From Coin Machine	0	0	0	0
Theft From Motor Vehicle	0	0	0	0
Theft of Motor Vehicle Parts	0	0	0	0
All Other Larceny	7	0	0	0
Crimes Against Society				
Animal Cruelty	0	0	0	0
Drug/Narcotic Violations	3	3	3	0
Drug Equipment Violations	3	2	1	0
Betting/Wagering	0	0	0	0
Operating/Promoting Gambling	0	0	0	0
Gambling Equipment Violations	0	0	0	0
Sports Tampering	0	0	0	0
Pornography/Obscene Material	0	0	0	0
Prostitution	0	0	0	0
Prostitution Assisting/Promoting	0	0	0	0
Purchasing Prostitution	0	0	0	0
Weapon Law Violations	2	2	0	0
Total Group A Offenses	34	19	13	1

Powers Lake Police Department – 2019

2019 Population Estimate 279

Offense Overview

Offense Total	2
Number Cleared	0
Percent Cleared	0.00 %
Group A Crimes per 100,000 population	716.8

Arrest Overview

Total Arrests	1
Adult Arrests	1
Juvenile Arrests	0
Unknown Age	0
Arrests per 100,000 population	358.4
Average number offenses/incident	1.00

Domestic Incident Victims		
Offense	Reported	Cleared
Murder	0	0
Aggravated Assault	0	0
Simple Assault	0	0
Intimidation	0	0
Stalking	0	0
Rape	0	0
Sodomy	0	0
Sexual Assault W/Object	0	0
Fondling	0	0
Incest	0	0
Statutory Rape	0	0
Kidnapping/Abduction	0	0
Total	0	0

Group B Arrests		
Offense	Adult	Juvenile
Bad Checks	0	0
Curfew/Loitering/Vagrancy	0	0
Disorderly Conduct	0	0
DUI	1	0
Family-Non Violent	0	0
Liquor Law Violations	0	0
Peeping Tom	0	0
Trespass	0	0
All Other Offenses	0	0
Total Group B	1	0

	Offenses		Arrests	
	Reported	Cleared	Adult	Juvenile
Group A Offenses				
Crimes Against Persons				
Murder	0	0	0	0
Negligent Manslaughter	0	0	0	0
Kidnapping/Abduction	0	0	0	0
Rape	0	0	0	0
Sodomy	0	0	0	0
Sexual Assault W/Object	0	0	0	0
Fondling	0	0	0	0
Incest	0	0	0	0
Statutory Rape	0	0	0	0
Aggravated Assault	0	0	0	0
Simple Assault	1	0	0	0
Intimidation	0	0	0	0
Stalking	0	0	0	0
Commercial Sex Acts	0	0	0	0
Involuntary Servitude	0	0	0	0
Crimes Against Property				
Arson	0	0	0	0
Bribery	0	0	0	0
Burglary	0	0	0	0
Counterfeiting/Forgery	0	0	0	0
Destruction/Damage/Vandalism	1	0	0	0
Embezzlement	0	0	0	0
Extortion/Blackmail	0	0	0	0
False Pretenses	0	0	0	0
Credit Card/ATM Fraud	0	0	0	0
Impersonation	0	0	0	0
Welfare Fraud	0	0	0	0
Wire Fraud	0	0	0	0
Identity Theft	0	0	0	0
Hacking/Computer Invasion	0	0	0	0
Motor Vehicle Theft	0	0	0	0
Robbery	0	0	0	0
Stolen Property Offenses	0	0	0	0
Pocket-picking	0	0	0	0
Purse-snatching	0	0	0	0
Shoplifting	0	0	0	0
Theft From Building	0	0	0	0
Theft From Coin Machine	0	0	0	0
Theft From Motor Vehicle	0	0	0	0
Theft of Motor Vehicle Parts	0	0	0	0
All Other Larceny	0	0	0	0
Crimes Against Society				
Animal Cruelty	0	0	0	0
Drug/Narcotic Violations	0	0	0	0
Drug Equipment Violations	0	0	0	0
Betting/Wagering	0	0	0	0
Operating/Promoting Gambling	0	0	0	0
Gambling Equipment Violations	0	0	0	0
Sports Tampering	0	0	0	0
Pornography/Obscene Material	0	0	0	0
Prostitution	0	0	0	0
Prostitution Assisting/Promoting	0	0	0	0
Purchasing Prostitution	0	0	0	0
Weapon Law Violations	0	0	0	0
Total Group A Offenses	2	0	0	0

Ray Police Department – 2019

2019 Population Estimate	866	Offenses		Arrests	
Offense Overview	Group A Offenses	Reported	Cleared	Adult	Juvenile
Offense Total	4	Crimes Against Persons			
Number Cleared	0	Murder	0	0	0
Percent Cleared	0.00 %	Negligent Manslaughter	0	0	0
Group A Crimes per 100,000 population	461.9	Kidnapping/Abduction	0	0	0
		Rape	0	0	0
		Sodomy	0	0	0
		Sexual Assault W/Object	0	0	0
		Fondling	0	0	0
		Incest	0	0	0
		Statutory Rape	0	0	0
		Aggravated Assault	0	0	0
		Simple Assault	0	0	0
		Intimidation	0	0	0
		Stalking	0	0	0
		Commercial Sex Acts	0	0	0
		Involuntary Servitude	0	0	0
		Crimes Against Property			
		Arson	0	0	0
		Bribery	0	0	0
		Burglary	2	0	0
		Counterfeiting/Forgery	0	0	0
		Destruction/Damage/Vandalism	2	0	0
		Embezzlement	0	0	0
		Extortion/Blackmail	0	0	0
		False Pretenses	0	0	0
		Credit Card/ATM Fraud	0	0	0
		Impersonation	0	0	0
		Welfare Fraud	0	0	0
		Wire Fraud	0	0	0
		Identity Theft	0	0	0
		Hacking/Computer Invasion	0	0	0
		Motor Vehicle Theft	0	0	0
		Robbery	0	0	0
		Stolen Property Offenses	0	0	0
		Pocket-picking	0	0	0
		Purse-snatching	0	0	0
		Shoplifting	0	0	0
		Theft From Building	0	0	0
		Theft From Coin Machine	0	0	0
		Theft From Motor Vehicle	0	0	0
		Theft of Motor Vehicle Parts	0	0	0
		All Other Larceny	0	0	0
		Crimes Against Society			
		Animal Cruelty	0	0	0
		Drug/Narcotic Violations	0	0	0
		Drug Equipment Violations	0	0	0
		Betting/Wagering	0	0	0
		Operating/Promoting Gambling	0	0	0
		Gambling Equipment Violations	0	0	0
		Sports Tampering	0	0	0
		Pornography/Obscene Material	0	0	0
		Prostitution	0	0	0
		Prostitution Assisting/Promoting	0	0	0
		Purchasing Prostitution	0	0	0
		Weapon Law Violations	0	0	0
		Total Group A Offenses	4	0	0

Arrest Overview	
Total Arrests	0
Adult Arrests	0
Juvenile Arrests	0
Unknown Age	0
Arrests per 100,000 population	0.0
Average number offenses/incident	1.00

Domestic Incident Victims		
Offense	Reported	Cleared
Murder	0	0
Aggravated Assault	0	0
Simple Assault	0	0
Intimidation	0	0
Stalking	0	0
Rape	0	0
Sodomy	0	0
Sexual Assault W/Object	0	0
Fondling	0	0
Incest	0	0
Statutory Rape	0	0
Kidnapping/Abduction	0	0
Total	0	0

Group B Arrests		
Offense	Adult	Juvenile
Bad Checks	0	0
Curfew/Loitering/Vagrancy	0	0
Disorderly Conduct	0	0
DUI	0	0
Family-Non Violent	0	0
Liquor Law Violations	0	0
Peeping Tom	0	0
Trespass	0	0
All Other Offenses	0	0
Total Group B	0	0

Rolette Police Department – 2019

2019 Population Estimate 599

Offense Overview

Offense Total 19
 Number Cleared 17
 Percent Cleared 89.47 %
 Group A Crimes per 100,000
 population 3,172.0

Arrest Overview

Total Arrests 13
 Adult Arrests 13
 Juvenile Arrests 0
 Unknown Age 0
 Arrests per 100,000 population 2,170.3
 Average number offenses/incident 2.11

	Offenses		Arrests	
	Reported	Cleared	Adult	Juvenile
Group A Offenses				
Crimes Against Persons				
Murder	0	0	0	0
Negligent Manslaughter	0	0	0	0
Kidnapping/Abduction	0	0	0	0
Rape	0	0	0	0
Sodomy	0	0	0	0
Sexual Assault W/Object	0	0	0	0
Fondling	0	0	0	0
Incest	0	0	0	0
Statutory Rape	0	0	0	0
Aggravated Assault	0	0	0	0
Simple Assault	3	3	3	0
Intimidation	6	5	0	0
Stalking	0	0	0	0
Commercial Sex Acts	0	0	0	0
Involuntary Servitude	0	0	0	0
Crimes Against Property				
Arson	0	0	0	0
Bribery	0	0	0	0
Burglary	0	0	0	0
Counterfeiting/Forgery	0	0	0	0
Destruction/Damage/Vandalism	1	1	0	0
Embezzlement	0	0	0	0
Extortion/Blackmail	0	0	0	0
False Pretenses	0	0	0	0
Credit Card/ATM Fraud	0	0	0	0
Impersonation	0	0	0	0
Welfare Fraud	0	0	0	0
Wire Fraud	0	0	0	0
Identity Theft	0	0	0	0
Hacking/Computer Invasion	0	0	0	0
Motor Vehicle Theft	0	0	0	0
Robbery	0	0	0	0
Stolen Property Offenses	0	0	0	0
Pocket-picking	0	0	0	0
Purse-snatching	0	0	0	0
Shoplifting	0	0	0	0
Theft From Building	1	0	0	0
Theft From Coin Machine	0	0	0	0
Theft From Motor Vehicle	0	0	0	0
Theft of Motor Vehicle Parts	0	0	0	0
All Other Larceny	1	1	1	0
Crimes Against Society				
Animal Cruelty	1	1	1	0
Drug/Narcotic Violations	2	2	1	0
Drug Equipment Violations	3	3	1	0
Betting/Wagering	0	0	0	0
Operating/Promoting Gambling	0	0	0	0
Gambling Equipment Violations	0	0	0	0
Sports Tampering	0	0	0	0
Pornography/Obscene Material	0	0	0	0
Prostitution	0	0	0	0
Prostitution Assisting/Promoting	0	0	0	0
Purchasing Prostitution	0	0	0	0
Weapon Law Violations	1	1	1	0
Total Group A Offenses	19	17	8	0

Domestic Incident Victims		
Offense	Reported	Cleared
Murder	0	0
Aggravated Assault	0	0
Simple Assault	0	0
Intimidation	0	0
Stalking	0	0
Rape	0	0
Sodomy	0	0
Sexual Assault W/Object	0	0
Fondling	0	0
Incest	0	0
Statutory Rape	0	0
Kidnapping/Abduction	0	0
Total	0	0

Group B Arrests		
Offense	Adult	Juvenile
Bad Checks	0	0
Curfew/Loitering/Vagrancy	0	0
Disorderly Conduct	2	0
DUI	1	0
Family-Non Violent	0	0
Liquor Law Violations	1	0
Peeping Tom	0	0
Trespass	0	0
All Other Offenses	1	0
Total Group B	5	0

Rolla Police Department* – 2019

2019 Population Estimate 1,278

Offense Overview

Offense Total 43
 Number Cleared 9
 Percent Cleared 20.93 %
 Group A Crimes per 100,000 population 3,364.6

Arrest Overview

Total Arrests 14
 Adult Arrests 14
 Juvenile Arrests 0
 Unknown Age 0
 Arrests per 100,000 population 1,095.5
 Average number offenses/incident 1.16

Domestic Incident Victims		
Offense	Reported	Cleared
Murder	0	0
Aggravated Assault	0	0
Simple Assault	4	1
Intimidation	0	0
Stalking	0	0
Rape	0	0
Sodomy	0	0
Sexual Assault W/Object	0	0
Fondling	0	0
Incest	0	0
Statutory Rape	0	0
Kidnapping/Abduction	0	0
Total	4	1

Group B Arrests		
Offense	Adult	Juvenile
Bad Checks	0	0
Curfew/Loitering/Vagrancy	0	0
Disorderly Conduct	5	0
DUI	1	0
Family-Non Violent	0	0
Liquor Law Violations	0	0
Peeping Tom	0	0
Trespass	1	0
All Other Offenses	0	0
Total Group B	7	0

*Reported Partial Year

	Offenses		Arrests	
	Reported	Cleared	Adult	Juvenile
Group A Offenses				
Crimes Against Persons				
Murder	0	0	0	0
Negligent Manslaughter	0	0	0	0
Kidnapping/Abduction	0	0	0	0
Rape	0	0	0	0
Sodomy	0	0	0	0
Sexual Assault W/Object	0	0	0	0
Fondling	0	0	0	0
Incest	0	0	0	0
Statutory Rape	0	0	0	0
Aggravated Assault	0	0	0	0
Simple Assault	5	1	1	0
Intimidation	0	0	0	0
Stalking	0	0	0	0
Commercial Sex Acts	0	0	0	0
Involuntary Servitude	0	0	0	0
Crimes Against Property				
Arson	0	0	0	0
Bribery	0	0	0	0
Burglary	6	0	0	0
Counterfeiting/Forgery	2	0	0	0
Destruction/Damage/Vandalism	5	1	1	0
Embezzlement	0	0	0	0
Extortion/Blackmail	0	0	0	0
False Pretenses	0	0	0	0
Credit Card/ATM Fraud	0	0	0	0
Impersonation	0	0	0	0
Welfare Fraud	0	0	0	0
Wire Fraud	0	0	0	0
Identity Theft	0	0	0	0
Hacking/Computer Invasion	0	0	0	0
Motor Vehicle Theft	3	0	0	0
Robbery	0	0	0	0
Stolen Property Offenses	1	1	1	0
Pocket-picking	0	0	0	0
Purse-snatching	0	0	0	0
Shoplifting	3	2	2	0
Theft From Building	2	0	0	0
Theft From Coin Machine	0	0	0	0
Theft From Motor Vehicle	0	0	0	0
Theft of Motor Vehicle Parts	0	0	0	0
All Other Larceny	12	1	1	0
Crimes Against Society				
Animal Cruelty	0	0	0	0
Drug/Narcotic Violations	2	1	1	0
Drug Equipment Violations	2	2	0	0
Betting/Wagering	0	0	0	0
Operating/Promoting Gambling	0	0	0	0
Gambling Equipment Violations	0	0	0	0
Sports Tampering	0	0	0	0
Pornography/Obscene Material	0	0	0	0
Prostitution	0	0	0	0
Prostitution Assisting/Promoting	0	0	0	0
Purchasing Prostitution	0	0	0	0
Weapon Law Violations	0	0	0	0
Total Group A Offenses	43	9	7	0

Rugby Police Department – 2019

2019 Population Estimate 2,661

Offense Overview

Offense Total 107
 Number Cleared 43
 Percent Cleared 40.19 %
 Group A Crimes per 100,000
 population 4,021.0

Arrest Overview

Total Arrests 90
 Adult Arrests 88
 Juvenile Arrests 2
 Unknown Age 0
 Arrests per 100,000 population 3,382.2
 Average number offenses/incident 1.30

Domestic Incident Victims		
Offense	Reported	Cleared
Murder	0	0
Aggravated Assault	0	0
Simple Assault	4	2
Intimidation	4	3
Stalking	2	0
Rape	0	0
Sodomy	0	0
Sexual Assault W/Object	0	0
Fondling	0	0
Incest	0	0
Statutory Rape	0	0
Kidnapping/Abduction	1	1
Total	11	6

Group B Arrests		
Offense	Adult	Juvenile
Bad Checks	0	0
Curfew/Loitering/Vagrancy	0	0
Disorderly Conduct	4	0
DUI	19	0
Family-Non Violent	0	1
Liquor Law Violations	3	0
Peeping Tom	0	0
Trespass	0	0
All Other Offenses	27	0
Total Group B	53	1

	Offenses		Arrests	
	Reported	Cleared	Adult	Juvenile
Group A Offenses				
Crimes Against Persons				
Murder	0	0	0	0
Negligent Manslaughter	0	0	0	0
Kidnapping/Abduction	1	1	1	0
Rape	1	0	0	0
Sodomy	0	0	0	0
Sexual Assault W/Object	0	0	0	0
Fondling	3	1	0	1
Incest	0	0	0	0
Statutory Rape	0	0	0	0
Aggravated Assault	0	0	0	0
Simple Assault	7	5	4	0
Intimidation	8	4	3	0
Stalking	6	0	0	0
Commercial Sex Acts	0	0	0	0
Involuntary Servitude	0	0	0	0
Crimes Against Property				
Arson	1	0	0	0
Bribery	0	0	0	0
Burglary	5	1	1	0
Counterfeiting/Forgery	8	2	2	0
Destruction/Damage/Vandalism	9	2	0	0
Embezzlement	0	0	0	0
Extortion/Blackmail	0	0	0	0
False Pretenses	0	0	0	0
Credit Card/ATM Fraud	1	0	0	0
Impersonation	0	0	0	0
Welfare Fraud	0	0	0	0
Wire Fraud	1	0	0	0
Identity Theft	3	0	0	0
Hacking/Computer Invasion	1	0	0	0
Motor Vehicle Theft	4	0	0	0
Robbery	0	0	0	0
Stolen Property Offenses	2	1	1	0
Pocket-picking	0	0	0	0
Purse-snatching	0	0	0	0
Shoplifting	0	0	0	0
Theft From Building	3	0	0	0
Theft From Coin Machine	0	0	0	0
Theft From Motor Vehicle	3	1	1	0
Theft of Motor Vehicle Parts	0	0	0	0
All Other Larceny	16	2	3	0
Crimes Against Society				
Animal Cruelty	0	0	0	0
Drug/Narcotic Violations	10	10	11	0
Drug Equipment Violations	11	11	6	0
Betting/Wagering	0	0	0	0
Operating/Promoting Gambling	0	0	0	0
Gambling Equipment Violations	1	0	0	0
Sports Tampering	0	0	0	0
Pornography/Obscene Material	0	0	0	0
Prostitution	0	0	0	0
Prostitution Assisting/Promoting	0	0	0	0
Purchasing Prostitution	0	0	0	0
Weapon Law Violations	2	2	2	0
Total Group A Offenses	107	43	35	1

Stanley Police Department – 2019

2019 Population Estimate 2,813

Offense Overview

Offense Total 56
 Number Cleared 50
 Percent Cleared 89.29 %
 Group A Crimes per 100,000 population 1,990.8

Arrest Overview

Total Arrests 70
 Adult Arrests 68
 Juvenile Arrests 2
 Unknown Age 0
 Arrests per 100,000 population 2,488.4
 Average number offenses/incident 1.27

	Offenses		Arrests	
	Reported	Cleared	Adult	Juvenile
Group A Offenses				
Crimes Against Persons				
Murder	0	0	0	0
Negligent Manslaughter	0	0	0	0
Kidnapping/Abduction	0	0	0	0
Rape	0	0	0	0
Sodomy	0	0	0	0
Sexual Assault W/Object	0	0	0	0
Fondling	0	0	0	0
Incest	0	0	0	0
Statutory Rape	0	0	0	0
Aggravated Assault	2	2	2	0
Simple Assault	4	4	4	0
Intimidation	3	2	2	0
Stalking	0	0	0	0
Commercial Sex Acts	0	0	0	0
Involuntary Servitude	0	0	0	0
Crimes Against Property				
Arson	0	0	0	0
Bribery	0	0	0	0
Burglary	0	0	0	0
Counterfeiting/Forgery	0	0	0	0
Destruction/Damage/Vandalism	3	2	2	0
Embezzlement	1	0	0	0
Extortion/Blackmail	0	0	0	0
False Pretenses	1	1	1	0
Credit Card/ATM Fraud	0	0	0	0
Impersonation	0	0	0	0
Welfare Fraud	0	0	0	0
Wire Fraud	0	0	0	0
Identity Theft	3	1	0	0
Hacking/Computer Invasion	0	0	0	0
Motor Vehicle Theft	0	0	0	0
Robbery	0	0	0	0
Stolen Property Offenses	2	2	1	0
Pocket-picking	0	0	0	0
Purse-snatching	0	0	0	0
Shoplifting	0	0	0	0
Theft From Building	0	0	0	0
Theft From Coin Machine	0	0	0	0
Theft From Motor Vehicle	0	0	0	0
Theft of Motor Vehicle Parts	0	0	0	0
All Other Larceny	2	1	1	0
Crimes Against Society				
Animal Cruelty	0	0	0	0
Drug/Narcotic Violations	9	9	7	0
Drug Equipment Violations	24	24	16	1
Betting/Wagering	0	0	0	0
Operating/Promoting Gambling	0	0	0	0
Gambling Equipment Violations	0	0	0	0
Sports Tampering	0	0	0	0
Pornography/Obscene Material	0	0	0	0
Prostitution	0	0	0	0
Prostitution Assisting/Promoting	0	0	0	0
Purchasing Prostitution	0	0	0	0
Weapon Law Violations	2	2	2	0
Total Group A Offenses	56	50	38	1

Domestic Incident Victims		
Offense	Reported	Cleared
Murder	0	0
Aggravated Assault	2	2
Simple Assault	3	3
Intimidation	0	0
Stalking	0	0
Rape	0	0
Sodomy	0	0
Sexual Assault W/Object	0	0
Fondling	0	0
Incest	0	0
Statutory Rape	0	0
Kidnapping/Abduction	0	0
Total	5	5

Group B Arrests		
Offense	Adult	Juvenile
Bad Checks	0	0
Curfew/Loitering/Vagrancy	0	0
Disorderly Conduct	7	0
DUI	15	0
Family-Non Violent	0	0
Liquor Law Violations	2	1
Peeping Tom	0	0
Trespass	0	0
All Other Offenses	6	0
Total Group B	30	1

Steele Police Department – 2019

2019 Population Estimate 709

Offense Overview

Offense Total 13
 Number Cleared 7
 Percent Cleared 53.85 %
 Group A Crimes per 100,000
 population 1,833.6

Arrest Overview

Total Arrests 7
 Adult Arrests 7
 Juvenile Arrests 0
 Unknown Age 0
 Arrests per 100,000 population 987.3
 Average number offenses/incident 1.08

	Offenses		Arrests	
	Reported	Cleared	Adult	Juvenile
Group A Offenses				
Crimes Against Persons				
Murder	0	0	0	0
Negligent Manslaughter	0	0	0	0
Kidnapping/Abduction	0	0	0	0
Rape	0	0	0	0
Sodomy	0	0	0	0
Sexual Assault W/Object	0	0	0	0
Fondling	0	0	0	0
Incest	0	0	0	0
Statutory Rape	0	0	0	0
Aggravated Assault	4	3	2	0
Simple Assault	4	2	2	0
Intimidation	0	0	0	0
Stalking	0	0	0	0
Commercial Sex Acts	0	0	0	0
Involuntary Servitude	0	0	0	0
Crimes Against Property				
Arson	0	0	0	0
Bribery	0	0	0	0
Burglary	1	0	0	0
Counterfeiting/Forgery	1	0	0	0
Destruction/Damage/Vandalism	0	0	0	0
Embezzlement	0	0	0	0
Extortion/Blackmail	0	0	0	0
False Pretenses	0	0	0	0
Credit Card/ATM Fraud	0	0	0	0
Impersonation	0	0	0	0
Welfare Fraud	0	0	0	0
Wire Fraud	0	0	0	0
Identity Theft	0	0	0	0
Hacking/Computer Invasion	0	0	0	0
Motor Vehicle Theft	0	0	0	0
Robbery	0	0	0	0
Stolen Property Offenses	0	0	0	0
Pocket-picking	0	0	0	0
Purse-snatching	0	0	0	0
Shoplifting	1	1	1	0
Theft From Building	0	0	0	0
Theft From Coin Machine	0	0	0	0
Theft From Motor Vehicle	0	0	0	0
Theft of Motor Vehicle Parts	1	0	0	0
All Other Larceny	0	0	0	0
Crimes Against Society				
Animal Cruelty	0	0	0	0
Drug/Narcotic Violations	1	1	1	0
Drug Equipment Violations	0	0	0	0
Betting/Wagering	0	0	0	0
Operating/Promoting Gambling	0	0	0	0
Gambling Equipment Violations	0	0	0	0
Sports Tampering	0	0	0	0
Pornography/Obscene Material	0	0	0	0
Prostitution	0	0	0	0
Prostitution Assisting/Promoting	0	0	0	0
Purchasing Prostitution	0	0	0	0
Weapon Law Violations	0	0	0	0
Total Group A Offenses	13	7	6	0

Domestic Incident Victims		
Offense	Reported	Cleared
Murder	0	0
Aggravated Assault	3	3
Simple Assault	2	2
Intimidation	0	0
Stalking	0	0
Rape	0	0
Sodomy	0	0
Sexual Assault W/Object	0	0
Fondling	0	0
Incest	0	0
Statutory Rape	0	0
Kidnapping/Abduction	0	0
Total	5	5

Group B Arrests		
Offense	Adult	Juvenile
Bad Checks	0	0
Curfew/Loitering/Vagrancy	0	0
Disorderly Conduct	0	0
DUI	0	0
Family-Non Violent	1	0
Liquor Law Violations	0	0
Peeping Tom	0	0
Trespass	0	0
All Other Offenses	0	0
Total Group B	1	0

Surrey Police Department – 2019

2019 Population Estimate	1,445	Offenses		Arrests			
Offense Overview		Group A Offenses		Reported	Cleared	Adult	Juvenile
Offense Total	20	Crimes Against Persons					
Number Cleared	11	Murder	0	0	0	0	0
Percent Cleared	55.00 %	Negligent Manslaughter	0	0	0	0	0
Group A Crimes per 100,000 population	1,384.1	Kidnapping/Abduction	0	0	0	0	0
		Rape	0	0	1	0	0
		Sodomy	0	0	0	0	0
		Sexual Assault W/Object	0	0	0	0	0
		Fondling	0	0	0	0	0
		Incest	0	0	0	0	0
		Statutory Rape	0	0	0	0	0
		Aggravated Assault	0	0	0	0	0
		Simple Assault	3	0	0	0	0
		Intimidation	0	0	0	0	0
		Stalking	1	0	0	0	0
		Commercial Sex Acts	0	0	0	0	0
		Involuntary Servitude	0	0	0	0	0
		Crimes Against Property					
		Arson	0	0	0	0	0
		Bribery	0	0	0	0	0
		Burglary	0	0	0	0	0
		Counterfeiting/Forgery	0	0	0	0	0
		Destruction/Damage/Vandalism	0	0	0	0	0
		Embezzlement	0	0	0	0	0
		Extortion/Blackmail	0	0	0	0	0
		False Pretenses	0	0	0	0	0
		Credit Card/ATM Fraud	2	0	0	0	0
		Impersonation	0	0	0	0	0
		Welfare Fraud	0	0	0	0	0
		Wire Fraud	0	0	0	0	0
		Identity Theft	1	0	0	0	0
		Hacking/Computer Invasion	0	0	0	0	0
		Motor Vehicle Theft	1	0	0	0	0
		Robbery	0	0	0	0	0
		Stolen Property Offenses	0	0	0	0	0
		Pocket-picking	0	0	0	0	0
		Purse-snatching	0	0	0	0	0
		Shoplifting	0	0	0	0	0
		Theft From Building	0	0	0	0	0
		Theft From Coin Machine	0	0	0	0	0
		Theft From Motor Vehicle	0	0	0	0	0
		Theft of Motor Vehicle Parts	0	0	0	0	0
		All Other Larceny	0	0	0	0	0
		Crimes Against Society					
		Animal Cruelty	0	0	0	0	0
		Drug/Narcotic Violations	7	7	7	0	0
		Drug Equipment Violations	4	4	0	0	0
		Betting/Wagering	0	0	0	0	0
		Operating/Promoting Gambling	0	0	0	0	0
		Gambling Equipment Violations	0	0	0	0	0
		Sports Tampering	0	0	0	0	0
		Pornography/Obscene Material	0	0	0	0	0
		Prostitution	0	0	0	0	0
		Prostitution Assisting/Promoting	0	0	0	0	0
		Purchasing Prostitution	0	0	0	0	0
		Weapon Law Violations	1	0	0	0	0
		Total Group A Offenses	20	11	8	0	0

Arrest Overview			
Total Arrests	18		
Adult Arrests	18		
Juvenile Arrests	0		
Unknown Age	0		
Arrests per 100,000 population	1,245.7		
Average number offenses/incident	1.43		

Domestic Incident Victims		
Offense	Reported	Cleared
Murder	0	0
Aggravated Assault	0	0
Simple Assault	3	0
Intimidation	0	0
Stalking	0	0
Rape	0	0
Sodomy	0	0
Sexual Assault W/Object	0	0
Fondling	0	0
Incest	0	0
Statutory Rape	0	0
Kidnapping/Abduction	0	0
Total	3	0

Group B Arrests		
Offense	Adult	Juvenile
Bad Checks	0	0
Curfew/Loitering/Vagrancy	0	0
Disorderly Conduct	0	0
DUI	9	0
Family-Non Violent	0	0
Liquor Law Violations	0	0
Peeping Tom	0	0
Trespass	0	0
All Other Offenses	1	0
Total Group B	10	0

Thompson Police Department – 2019

2019 Population Estimate 1,021

Offense Overview

Offense Total 5
 Number Cleared 1
 Percent Cleared 20.00 %
 Group A Crimes per 100,000 population 489.7

Arrest Overview

Total Arrests 4
 Adult Arrests 0
 Juvenile Arrests 4
 Unknown Age 0
 Arrests per 100,000 population 391.8
 Average number offenses/incident 1.25

Domestic Incident Victims		
Offense	Reported	Cleared
Murder	0	0
Aggravated Assault	0	0
Simple Assault	0	0
Intimidation	0	0
Stalking	0	0
Rape	0	0
Sodomy	0	0
Sexual Assault W/Object	0	0
Fondling	0	0
Incest	0	0
Statutory Rape	0	0
Kidnapping/Abduction	0	0
Total	0	0

Group B Arrests		
Offense	Adult	Juvenile
Bad Checks	0	0
Curfew/Loitering/Vagrancy	0	0
Disorderly Conduct	0	0
DUI	0	0
Family-Non Violent	0	3
Liquor Law Violations	0	0
Peeping Tom	0	0
Trespass	0	0
All Other Offenses	0	0
Total Group B	0	3

	Offenses		Arrests	
	Reported	Cleared	Adult	Juvenile
Group A Offenses				
Crimes Against Persons				
Murder	0	0	0	0
Negligent Manslaughter	0	0	0	0
Kidnapping/Abduction	0	0	0	0
Rape	0	0	0	0
Sodomy	0	0	0	0
Sexual Assault W/Object	0	0	0	0
Fondling	0	0	0	0
Incest	0	0	0	0
Statutory Rape	0	0	0	0
Aggravated Assault	0	0	0	0
Simple Assault	0	0	0	0
Intimidation	0	0	0	0
Stalking	1	0	0	0
Commercial Sex Acts	0	0	0	0
Involuntary Servitude	0	0	0	0
Crimes Against Property				
Arson	0	0	0	0
Bribery	0	0	0	0
Burglary	0	0	0	0
Counterfeiting/Forgery	0	0	0	0
Destruction/Damage/Vandalism	0	0	0	0
Embezzlement	0	0	0	0
Extortion/Blackmail	0	0	0	0
False Pretenses	0	0	0	0
Credit Card/ATM Fraud	0	0	0	0
Impersonation	0	0	0	0
Welfare Fraud	0	0	0	0
Wire Fraud	0	0	0	0
Identity Theft	0	0	0	0
Hacking/Computer Invasion	0	0	0	0
Motor Vehicle Theft	0	0	0	0
Robbery	0	0	0	0
Stolen Property Offenses	1	1	0	1
Pocket-picking	0	0	0	0
Purse-snatching	0	0	0	0
Shoplifting	0	0	0	0
Theft From Building	0	0	0	0
Theft From Coin Machine	0	0	0	0
Theft From Motor Vehicle	0	0	0	0
Theft of Motor Vehicle Parts	0	0	0	0
All Other Larceny	1	0	0	0
Crimes Against Society				
Animal Cruelty	0	0	0	0
Drug/Narcotic Violations	1	0	0	0
Drug Equipment Violations	1	0	0	0
Betting/Wagering	0	0	0	0
Operating/Promoting Gambling	0	0	0	0
Gambling Equipment Violations	0	0	0	0
Sports Tampering	0	0	0	0
Pornography/Obscene Material	0	0	0	0
Prostitution	0	0	0	0
Prostitution Assisting/Promoting	0	0	0	0
Purchasing Prostitution	0	0	0	0
Weapon Law Violations	0	0	0	0
Total Group A Offenses	5	1	0	1

Tioga Police Department – 2019

2019 Population Estimate 1,639

Offense Overview

Offense Total 45
 Number Cleared 18
 Percent Cleared 40.00 %
 Group A Crimes per 100,000
 population 2,745.6

Arrest Overview

Total Arrests 35
 Adult Arrests 35
 Juvenile Arrests 0
 Unknown Age 0
 Arrests per 100,000 population 2,135.4
 Average number offenses/incident 1.15

Domestic Incident Victims		
Offense	Reported	Cleared
Murder	0	0
Aggravated Assault	0	0
Simple Assault	6	3
Intimidation	0	0
Stalking	0	0
Rape	1	0
Sodomy	0	0
Sexual Assault W/Object	0	0
Fondling	0	0
Incest	0	0
Statutory Rape	0	0
Kidnapping/Abduction	0	0
Total	7	3

Group B Arrests		
Offense	Adult	Juvenile
Bad Checks	0	0
Curfew/Loitering/Vagrancy	0	0
Disorderly Conduct	1	0
DUI	13	0
Family-Non Violent	0	0
Liquor Law Violations	3	0
Peeping Tom	0	0
Trespass	0	0
All Other Offenses	4	0
Total Group B	21	0

	Offenses		Arrests	
	Reported	Cleared	Adult	Juvenile
Group A Offenses				
Crimes Against Persons				
Murder	0	0	0	0
Negligent Manslaughter	0	0	0	0
Kidnapping/Abduction	0	0	0	0
Rape	1	0	0	0
Sodomy	0	0	0	0
Sexual Assault W/Object	0	0	0	0
Fondling	0	0	0	0
Incest	0	0	0	0
Statutory Rape	0	0	0	0
Aggravated Assault	1	0	0	0
Simple Assault	6	3	3	0
Intimidation	3	2	1	0
Stalking	0	0	0	0
Commercial Sex Acts	0	0	0	0
Involuntary Servitude	0	0	0	0
Crimes Against Property				
Arson	0	0	0	0
Bribery	0	0	0	0
Burglary	2	0	0	0
Counterfeiting/Forgery	1	0	0	0
Destruction/Damage/Vandalism	3	1	1	0
Embezzlement	0	0	0	0
Extortion/Blackmail	0	0	0	0
False Pretenses	1	0	0	0
Credit Card/ATM Fraud	3	0	0	0
Impersonation	0	0	0	0
Welfare Fraud	0	0	0	0
Wire Fraud	0	0	0	0
Identity Theft	0	0	0	0
Hacking/Computer Invasion	0	0	0	0
Motor Vehicle Theft	3	2	0	0
Robbery	1	1	1	0
Stolen Property Offenses	1	0	0	0
Pocket-picking	0	0	0	0
Purse-snatching	0	0	0	0
Shoplifting	0	0	0	0
Theft From Building	2	0	0	0
Theft From Coin Machine	0	0	0	0
Theft From Motor Vehicle	0	0	0	0
Theft of Motor Vehicle Parts	0	0	0	0
All Other Larceny	5	0	0	0
Crimes Against Society				
Animal Cruelty	0	0	0	0
Drug/Narcotic Violations	8	6	6	0
Drug Equipment Violations	2	2	1	0
Betting/Wagering	0	0	0	0
Operating/Promoting Gambling	0	0	0	0
Gambling Equipment Violations	0	0	0	0
Sports Tampering	0	0	0	0
Pornography/Obscene Material	1	0	0	0
Prostitution	0	0	0	0
Prostitution Assisting/Promoting	0	0	0	0
Purchasing Prostitution	0	0	0	0
Weapon Law Violations	1	1	1	0
Total Group A Offenses	45	18	14	0

University of North Dakota PD – 2019

2019 Population Estimate		N/A		Offenses		Arrests	
Offense Overview		Group A Offenses		Reported	Cleared	Adult	Juvenile
Offense Total	380	Crimes Against Persons					
Number Cleared	128	Murder	0	0	0	0	
Percent Cleared	33.68 %	Negligent Manslaughter	0	0	0	0	
Group A Crimes per 100,000 population	N/A	Kidnapping/Abduction	0	0	0	0	
		Rape	2	0	0	0	
		Sodomy	0	0	0	0	
		Sexual Assault W/Object	0	0	0	0	
		Fondling	6	0	0	0	
		Incest	0	0	0	0	
		Statutory Rape	0	0	0	0	
		Aggravated Assault	3	1	3	0	
		Simple Assault	12	8	5	1	
		Intimidation	10	0	0	0	
		Stalking	17	4	0	0	
		Commercial Sex Acts	0	0	0	0	
		Involuntary Servitude	0	0	0	0	
		Crimes Against Property					
		Arson	0	0	0	0	
		Bribery	1	1	0	0	
		Burglary	5	0	0	0	
		Counterfeiting/Forgery	0	0	0	0	
		Destruction/Damage/Vandalism	96	7	9	0	
		Embezzlement	0	0	0	0	
		Extortion/Blackmail	2	0	0	0	
		False Pretenses	4	3	3	0	
		Credit Card/ATM Fraud	5	0	0	0	
		Impersonation	1	0	0	0	
		Welfare Fraud	0	0	0	0	
		Wire Fraud	4	0	0	0	
		Identity Theft	1	0	0	0	
		Hacking/Computer Invasion	3	0	0	0	
		Motor Vehicle Theft	3	1	1	0	
		Robbery	0	0	0	0	
		Stolen Property Offenses	5	2	1	0	
		Pocket-picking	0	0	0	0	
		Purse-snatching	0	0	0	0	
		Shoplifting	1	1	1	0	
		Theft From Building	12	0	0	0	
		Theft From Coin Machine	0	0	0	0	
		Theft From Motor Vehicle	9	0	0	0	
		Theft of Motor Vehicle Parts	0	0	0	0	
		All Other Larceny	76	3	1	1	
		Crimes Against Society					
		Animal Cruelty	0	0	0	0	
		Drug/Narcotic Violations	56	54	55	4	
		Drug Equipment Violations	45	42	11	0	
		Betting/Wagering	0	0	0	0	
		Operating/Promoting Gambling	0	0	0	0	
		Gambling Equipment Violations	0	0	0	0	
		Sports Tampering	0	0	0	0	
		Pornography/Obscene Material	0	0	0	0	
		Prostitution	0	0	0	0	
		Prostitution Assisting/Promoting	0	0	0	0	
		Purchasing Prostitution	0	0	0	0	
		Weapon Law Violations	1	1	0	1	
		Total Group A Offenses	380	128	90	7	

Domestic Incident Victims		
Offense	Reported	Cleared
Murder	0	0
Aggravated Assault	1	0
Simple Assault	3	2
Intimidation	1	0
Stalking	1	0
Rape	0	0
Sodomy	0	0
Sexual Assault W/Object	0	0
Fondling	1	0
Incest	0	0
Statutory Rape	0	0
Kidnapping/Abduction	0	0
Total	7	2

Group B Arrests		
Offense	Adult	Juvenile
Bad Checks	0	0
Curfew/Loitering/Vagrancy	0	0
Disorderly Conduct	4	0
DUI	47	0
Family-Non Violent	0	0
Liquor Law Violations	176	2
Peeping Tom	0	0
Trespass	0	2
All Other Offenses	12	0
Total Group B	239	4

Valley City Police Department – 2019

2019 Population Estimate **6,351**

Offense Overview

Offense Total **431**
 Number Cleared **195**
 Percent Cleared **45.24 %**
 Group A Crimes per 100,000 population **6,786.3**

Arrest Overview

Total Arrests **263**
 Adult Arrests **202**
 Juvenile Arrests **61**
 Unknown Age **0**
 Arrests per 100,000 population **4,141.1**
 Average number offenses/incident **1.23**

Domestic Incident Victims		
Offense	Reported	Cleared
Murder	0	0
Aggravated Assault	6	4
Simple Assault	38	27
Intimidation	2	2
Stalking	3	1
Rape	1	0
Sodomy	0	0
Sexual Assault W/Object	0	0
Fondling	2	1
Incest	0	0
Statutory Rape	0	0
Kidnapping/Abduction	1	1
Total	53	36

Group B Arrests		
Offense	Adult	Juvenile
Bad Checks	0	0
Curfew/Loitering/Vagrancy	0	1
Disorderly Conduct	7	0
DUI	40	0
Family-Non Violent	0	21
Liquor Law Violations	54	9
Peeping Tom	0	0
Trespass	0	0
All Other Offenses	19	6
Total Group B	120	37

	Offenses		Arrests	
	Reported	Cleared	Adult	Juvenile
Group A Offenses				
Crimes Against Persons				
Murder	0	0	0	0
Negligent Manslaughter	0	0	0	0
Kidnapping/Abduction	1	1	1	0
Rape	3	0	0	0
Sodomy	0	0	0	0
Sexual Assault W/Object	0	0	0	0
Fondling	10	5	3	0
Incest	0	0	0	0
Statutory Rape	0	0	0	0
Aggravated Assault	15	10	6	2
Simple Assault	60	43	16	5
Intimidation	12	10	3	1
Stalking	22	11	0	0
Commercial Sex Acts	0	0	0	0
Involuntary Servitude	0	0	0	0
Crimes Against Property				
Arson	1	0	0	0
Bribery	0	0	0	0
Burglary	14	5	1	1
Counterfeiting/Forgery	5	0	0	0
Destruction/Damage/Vandalism	42	13	2	1
Embezzlement	1	0	0	0
Extortion/Blackmail	0	0	0	0
False Pretenses	9	1	1	0
Credit Card/ATM Fraud	5	1	0	0
Impersonation	0	0	0	0
Welfare Fraud	0	0	0	0
Wire Fraud	1	0	0	0
Identity Theft	7	0	0	0
Hacking/Computer Invasion	1	0	0	0
Motor Vehicle Theft	14	3	0	0
Robbery	0	0	1	0
Stolen Property Offenses	3	1	1	0
Pocket-picking	0	0	0	0
Purse-snatching	0	0	0	0
Shoplifting	10	6	3	8
Theft From Building	1	0	0	0
Theft From Coin Machine	0	0	0	0
Theft From Motor Vehicle	7	2	0	0
Theft of Motor Vehicle Parts	0	0	0	0
All Other Larceny	95	14	2	1
Crimes Against Society				
Animal Cruelty	1	0	0	0
Drug/Narcotic Violations	52	39	28	4
Drug Equipment Violations	35	27	13	0
Betting/Wagering	0	0	0	0
Operating/Promoting Gambling	0	0	0	0
Gambling Equipment Violations	0	0	0	0
Sports Tampering	0	0	0	0
Pornography/Obscene Material	1	0	0	0
Prostitution	0	0	0	0
Prostitution Assisting/Promoting	0	0	0	0
Purchasing Prostitution	0	0	0	0
Weapon Law Violations	3	3	1	1
Total Group A Offenses	431	195	82	24

Wahpeton Police Department – 2019

2019 Population Estimate 7,752

Offense Overview

Offense Total 520
 Number Cleared 237
 Percent Cleared 45.58 %
 Group A Crimes per 100,000 population 6,707.9

Arrest Overview

Total Arrests 411
 Adult Arrests 277
 Juvenile Arrests 134
 Unknown Age 0
 Arrests per 100,000 population 5,301.9
 Average number offenses/incident 1.16

Group A Offenses	Offenses		Arrests	
	Reported	Cleared	Adult	Juvenile
Crimes Against Persons				
Murder	2	2	2	0
Negligent Manslaughter	0	0	0	0
Kidnapping/Abduction	2	0	0	0
Rape	3	3	0	0
Sodomy	0	0	0	0
Sexual Assault W/Object	0	0	0	0
Fondling	13	7	1	6
Incest	0	0	0	0
Statutory Rape	0	0	0	0
Aggravated Assault	10	8	4	2
Simple Assault	61	44	18	21
Intimidation	12	9	1	2
Stalking	0	0	0	0
Commercial Sex Acts	0	0	0	0
Involuntary Servitude	0	0	0	0
Crimes Against Property				
Arson	0	0	0	0
Bribery	0	0	0	0
Burglary	29	8	1	12
Counterfeiting/Forgery	14	2	6	0
Destruction/Damage/Vandalism	87	31	10	21
Embezzlement	0	0	0	0
Extortion/Blackmail	0	0	0	0
False Pretenses	16	5	5	0
Credit Card/ATM Fraud	7	3	0	0
Impersonation	0	0	0	0
Welfare Fraud	0	0	0	0
Wire Fraud	1	0	0	0
Identity Theft	8	0	1	0
Hacking/Computer Invasion	0	0	0	0
Motor Vehicle Theft	28	14	1	13
Robbery	0	0	0	0
Stolen Property Offenses	8	6	5	0
Pocket-picking	0	0	0	0
Purse-snatching	0	0	0	0
Shoplifting	17	14	11	0
Theft From Building	1	0	0	0
Theft From Coin Machine	0	0	0	0
Theft From Motor Vehicle	36	1	0	2
Theft of Motor Vehicle Parts	0	0	0	0
All Other Larceny	110	26	20	8
Crimes Against Society				
Animal Cruelty	0	0	0	0
Drug/Narcotic Violations	31	31	24	11
Drug Equipment Violations	19	19	10	0
Betting/Wagering	0	0	0	0
Operating/Promoting Gambling	0	0	0	0
Gambling Equipment Violations	0	0	0	0
Sports Tampering	0	0	0	0
Pornography/Obscene Material	2	1	1	0
Prostitution	0	0	0	0
Prostitution Assisting/Promoting	0	0	0	0
Purchasing Prostitution	0	0	0	0
Weapon Law Violations	3	3	3	0
Total Group A Offenses	520	237	124	98

Domestic Incident Victims		
Offense	Reported	Cleared
Murder	1	1
Aggravated Assault	2	1
Simple Assault	17	9
Intimidation	2	1
Stalking	0	0
Rape	1	1
Sodomy	0	0
Sexual Assault W/Object	0	0
Fondling	3	2
Incest	0	0
Statutory Rape	0	0
Kidnapping/Abduction	0	0
Total	26	15

Group B Arrests		
Offense	Adult	Juvenile
Bad Checks	0	0
Curfew/Loitering/Vagrancy	0	3
Disorderly Conduct	17	6
DUI	30	1
Family-Non Violent	0	4
Liquor Law Violations	36	6
Peeping Tom	0	0
Trespass	7	0
All Other Offenses	63	16
Total Group B	153	36

Watford City Police Department – 2019

2019 Population Estimate **8,488**

Offense Overview

Offense Total **682**
 Number Cleared **340**
 Percent Cleared **49.85 %**
 Group A Crimes per 100,000 population **8,034.9**

Arrest Overview

Total Arrests **527**
 Adult Arrests **471**
 Juvenile Arrests **56**
 Unknown Age **0**
 Arrests per 100,000 population **6,208.8**
 Average number offenses/incident **1.34**

	Offenses		Arrests	
	Reported	Cleared	Adult	Juvenile
Group A Offenses				
Crimes Against Persons				
Murder	0	0	0	0
Negligent Manslaughter	0	0	0	0
Kidnapping/Abduction	1	1	1	0
Rape	5	2	1	0
Sodomy	0	0	0	0
Sexual Assault W/Object	2	1	1	0
Fondling	12	4	1	1
Incest	0	0	0	0
Statutory Rape	1	0	0	0
Aggravated Assault	34	22	17	4
Simple Assault	83	56	40	8
Intimidation	36	21	10	0
Stalking	13	3	1	0
Commercial Sex Acts	0	0	0	0
Involuntary Servitude	0	0	0	0
Crimes Against Property				
Arson	0	0	0	0
Bribery	0	0	0	0
Burglary	15	5	2	1
Counterfeiting/Forgery	26	9	9	0
Destruction/Damage/Vandalism	59	11	3	2
Embezzlement	0	0	0	0
Extortion/Blackmail	0	0	0	0
False Pretenses	28	3	2	0
Credit Card/ATM Fraud	1	1	0	0
Impersonation	16	4	5	0
Welfare Fraud	0	0	0	0
Wire Fraud	0	0	0	0
Identity Theft	0	0	0	0
Hacking/Computer Invasion	0	0	0	0
Motor Vehicle Theft	19	3	1	0
Robbery	1	1	0	0
Stolen Property Offenses	2	2	0	0
Pocket-picking	0	0	0	0
Purse-snatching	0	0	0	0
Shoplifting	2	0	0	0
Theft From Building	4	1	1	0
Theft From Coin Machine	0	0	0	0
Theft From Motor Vehicle	19	8	2	5
Theft of Motor Vehicle Parts	0	0	0	0
All Other Larceny	93	17	1	7
Crimes Against Society				
Animal Cruelty	0	0	0	0
Drug/Narcotic Violations	92	72	59	8
Drug Equipment Violations	103	83	22	2
Betting/Wagering	0	0	0	0
Operating/Promoting Gambling	0	0	0	0
Gambling Equipment Violations	0	0	0	0
Sports Tampering	0	0	0	0
Pornography/Obscene Material	0	0	0	0
Prostitution	0	0	0	0
Prostitution Assisting/Promoting	0	0	0	0
Purchasing Prostitution	0	0	0	0
Weapon Law Violations	15	10	5	1
Total Group A Offenses	682	340	184	39

Domestic Incident Victims		
Offense	Reported	Cleared
Murder	0	0
Aggravated Assault	20	14
Simple Assault	47	32
Intimidation	7	3
Stalking	7	0
Rape	1	1
Sodomy	0	0
Sexual Assault W/Object	0	0
Fondling	3	1
Incest	0	0
Statutory Rape	1	0
Kidnapping/Abduction	1	1
Total	87	52

Group B Arrests		
Offense	Adult	Juvenile
Bad Checks	0	0
Curfew/Loitering/Vagrancy	0	0
Disorderly Conduct	37	2
DUI	191	0
Family-Non Violent	0	0
Liquor Law Violations	25	14
Peeping Tom	0	0
Trespass	4	0
All Other Offenses	30	1
Total Group B	287	17

West Fargo Police Department – 2019

2019 Population Estimate **38,171**

Offense Overview

Offense Total **1,869**
 Number Cleared **885**
 Percent Cleared **47.35 %**
 Group A Crimes per 100,000 population **4,896.4**

Arrest Overview

Total Arrests **1,061**
 Adult Arrests **920**
 Juvenile Arrests **141**
 Unknown Age **0**
 Arrests per 100,000 population **2,779.6**
 Average number offenses/incident **1.29**

Domestic Incident Victims		
Offense	Reported	Cleared
Murder	0	0
Aggravated Assault	26	20
Simple Assault	141	63
Intimidation	10	5
Stalking	0	0
Rape	0	0
Sodomy	1	0
Sexual Assault W/Object	0	0
Fondling	3	1
Incest	2	0
Statutory Rape	0	0
Kidnapping/Abduction	1	1
Total	184	90

Group B Arrests		
Offense	Adult	Juvenile
Bad Checks	1	0
Curfew/Loitering/Vagrancy	0	2
Disorderly Conduct	22	26
DUI	158	0
Family-Non Violent	4	1
Liquor Law Violations	52	17
Peeping Tom	0	0
Trespass	11	2
All Other Offenses	134	17
Total Group B	382	65

	Offenses		Arrests	
	Reported	Cleared	Adult	Juvenile
Group A Offenses				
Crimes Against Persons				
Murder	0	0	0	0
Negligent Manslaughter	0	0	0	0
Kidnapping/Abduction	4	1	0	0
Rape	7	0	1	1
Sodomy	2	0	0	0
Sexual Assault W/Object	0	0	0	0
Fondling	16	2	0	1
Incest	2	0	0	0
Statutory Rape	2	0	0	0
Aggravated Assault	42	26	21	1
Simple Assault	205	101	64	21
Intimidation	49	23	11	4
Stalking	2	0	0	0
Commercial Sex Acts	0	0	0	0
Involuntary Servitude	0	0	0	0
Crimes Against Property				
Arson	1	0	0	0
Bribery	0	0	0	0
Burglary	118	15	10	1
Counterfeiting/Forgery	41	6	5	0
Destruction/Damage/Vandalism	120	30	8	7
Embezzlement	19	7	4	2
Extortion/Blackmail	5	0	0	0
False Pretenses	52	9	5	0
Credit Card/ATM Fraud	27	0	0	0
Impersonation	21	2	1	0
Welfare Fraud	0	0	0	0
Wire Fraud	10	0	0	0
Identity Theft	14	1	1	0
Hacking/Computer Invasion	0	0	0	0
Motor Vehicle Theft	54	9	3	1
Robbery	4	2	3	0
Stolen Property Offenses	27	20	10	1
Pocket-picking	0	0	0	0
Purse-snatching	0	0	0	0
Shoplifting	153	64	54	5
Theft From Building	2	0	0	0
Theft From Coin Machine	1	0	0	0
Theft From Motor Vehicle	61	4	3	0
Theft of Motor Vehicle Parts	6	0	0	0
All Other Larceny	208	33	18	10
Crimes Against Society				
Animal Cruelty	3	1	1	0
Drug/Narcotic Violations	273	246	178	15
Drug Equipment Violations	279	258	127	5
Betting/Wagering	0	0	0	0
Operating/Promoting Gambling	0	0	0	0
Gambling Equipment Violations	0	0	0	0
Sports Tampering	0	0	0	0
Pornography/Obscene Material	11	1	1	0
Prostitution	0	0	0	0
Prostitution Assisting/Promoting	0	0	0	0
Purchasing Prostitution	0	0	0	0
Weapon Law Violations	28	24	9	1
Total Group A Offenses	1,869	885	538	76

Williston Police Department – 2019

2019 Population Estimate **28,966**

Offense Overview

Offense Total 2,732
 Number Cleared 1,282
 Percent Cleared 46.93 %
 Group A Crimes per 100,000 population 9,431.7

Arrest Overview

Total Arrests 2,714
 Adult Arrests 2,353
 Juvenile Arrests 361
 Unknown Age 0
 Arrests per 100,000 population 9,369.6
 Average number offenses/incident 1.22

Domestic Incident Victims		
Offense	Reported	Cleared
Murder	1	1
Aggravated Assault	52	48
Simple Assault	256	182
Intimidation	13	11
Stalking	0	0
Rape	3	1
Sodomy	0	0
Sexual Assault W/Object	0	0
Fondling	4	0
Incest	0	0
Statutory Rape	0	0
Kidnapping/Abduction	14	12
Total	343	255

Group B Arrests		
Offense	Adult	Juvenile
Bad Checks	0	0
Curfew/Loitering/Vagrancy	0	28
Disorderly Conduct	88	154
DUI	248	0
Family-Non Violent	1	0
Liquor Law Violations	56	6
Peeping Tom	0	0
Trespass	27	2
All Other Offenses	1,050	64
Total Group B	1,470	254

	Offenses		Arrests	
	Reported	Cleared	Adult	Juvenile
Group A Offenses				
Crimes Against Persons				
Murder	6	6	5	1
Negligent Manslaughter	0	0	0	0
Kidnapping/Abduction	21	15	8	0
Rape	22	10	1	0
Sodomy	2	1	0	0
Sexual Assault W/Object	1	1	0	0
Fondling	49	10	2	1
Incest	3	2	1	0
Statutory Rape	10	5	3	0
Aggravated Assault	99	75	56	5
Simple Assault	444	254	187	21
Intimidation	112	45	25	3
Stalking	4	0	0	0
Commercial Sex Acts	0	0	0	0
Involuntary Servitude	0	0	0	0
Crimes Against Property				
Arson	7	2	1	0
Bribery	0	0	0	0
Burglary	85	16	3	8
Counterfeiting/Forgery	67	6	4	0
Destruction/Damage/Vandalism	262	50	24	7
Embezzlement	3	2	1	0
Extortion/Blackmail	2	0	0	0
False Pretenses	47	9	7	2
Credit Card/ATM Fraud	11	5	4	1
Impersonation	69	14	3	0
Welfare Fraud	0	0	0	0
Wire Fraud	4	0	0	0
Identity Theft	0	0	0	0
Hacking/Computer Invasion	0	0	0	0
Motor Vehicle Theft	85	11	5	1
Robbery	5	1	0	0
Stolen Property Offenses	29	21	26	1
Pocket-picking	0	0	0	0
Purse-snatching	1	0	0	0
Shoplifting	192	148	148	10
Theft From Building	20	4	0	1
Theft From Coin Machine	0	0	0	0
Theft From Motor Vehicle	104	17	10	1
Theft of Motor Vehicle Parts	5	0	0	0
All Other Larceny	339	56	33	8
Crimes Against Society				
Animal Cruelty	15	8	7	0
Drug/Narcotic Violations	302	252	218	26
Drug Equipment Violations	246	206	84	10
Betting/Wagering	0	0	0	0
Operating/Promoting Gambling	0	0	0	0
Gambling Equipment Violations	0	0	0	0
Sports Tampering	0	0	0	0
Pornography/Obscene Material	15	3	1	0
Prostitution	6	0	0	0
Prostitution Assisting/Promoting	3	1	0	0
Purchasing Prostitution	0	0	0	0
Weapon Law Violations	35	26	16	0
Total Group A Offenses	2,732	1,282	883	107

Wishek Police Department – 2019

2019 Population Estimate		921		Offenses		Arrests	
Offense Overview		Group A Offenses		Reported	Cleared	Adult	Juvenile
Offense Total	12	Crimes Against Persons					
Number Cleared	6	Murder	0	0	0	0	0
Percent Cleared	50.00 %	Negligent Manslaughter	0	0	0	0	0
Group A Crimes per 100,000 population	1,302.9	Kidnapping/Abduction	0	0	0	0	0
		Rape	1	1	1	0	0
		Sodomy	0	0	0	0	0
		Sexual Assault W/Object	0	0	0	0	0
		Fondling	0	0	0	0	0
		Incest	0	0	0	0	0
		Statutory Rape	0	0	0	0	0
		Aggravated Assault	1	0	0	0	0
		Simple Assault	1	1	1	0	0
		Intimidation	1	1	1	0	0
		Stalking	0	0	0	0	0
		Commercial Sex Acts	0	0	0	0	0
		Involuntary Servitude	0	0	0	0	0
		Crimes Against Property					
		Arson	0	0	0	0	0
		Bribery	0	0	0	0	0
		Burglary	1	0	0	0	0
		Counterfeiting/Forgery	0	0	0	0	0
		Destruction/Damage/Vandalism	2	1	0	0	0
		Embezzlement	0	0	0	0	0
		Extortion/Blackmail	0	0	0	0	0
		False Pretenses	0	0	0	0	0
		Credit Card/ATM Fraud	0	0	0	0	0
		Impersonation	0	0	0	0	0
		Welfare Fraud	0	0	0	0	0
		Wire Fraud	0	0	0	0	0
		Identity Theft	0	0	0	0	0
		Hacking/Computer Invasion	0	0	0	0	0
		Motor Vehicle Theft	0	0	0	0	0
		Robbery	0	0	0	0	0
		Stolen Property Offenses	0	0	0	0	0
		Pocket-picking	0	0	0	0	0
		Purse-snatching	0	0	0	0	0
		Shoplifting	0	0	0	0	0
		Theft From Building	2	1	1	0	0
		Theft From Coin Machine	0	0	0	0	0
		Theft From Motor Vehicle	1	0	0	0	0
		Theft of Motor Vehicle Parts	0	0	0	0	0
		All Other Larceny	1	0	0	0	0
		Crimes Against Society					
		Animal Cruelty	0	0	0	0	0
		Drug/Narcotic Violations	1	1	0	0	0
		Drug Equipment Violations	0	0	0	0	0
		Betting/Wagering	0	0	0	0	0
		Operating/Promoting Gambling	0	0	0	0	0
		Gambling Equipment Violations	0	0	0	0	0
		Sports Tampering	0	0	0	0	0
		Pornography/Obscene Material	0	0	0	0	0
		Prostitution	0	0	0	0	0
		Prostitution Assisting/Promoting	0	0	0	0	0
		Purchasing Prostitution	0	0	0	0	0
		Weapon Law Violations	0	0	0	0	0
		Total Group A Offenses	12	6	4	0	0

Arrest Overview		Group A Offenses	
Offense	Reported	Cleared	
Total Arrests	12		
Adult Arrests	11		
Juvenile Arrests	1		
Unknown Age	0		
Arrests per 100,000 population	1,302.9		
Average number offenses/incident	1.09		

Domestic Incident Victims		
Offense	Reported	Cleared
Murder	0	0
Aggravated Assault	1	0
Simple Assault	1	1
Intimidation	1	1
Stalking	0	0
Rape	1	1
Sodomy	0	0
Sexual Assault W/Object	0	0
Fondling	0	0
Incest	0	0
Statutory Rape	0	0
Kidnapping/Abduction	0	0
Total	4	3

Group B Arrests		
Offense	Adult	Juvenile
Bad Checks	0	0
Curfew/Loitering/Vagrancy	0	0
Disorderly Conduct	0	0
DUI	1	0
Family-Non Violent	0	0
Liquor Law Violations	0	0
Peeping Tom	0	0
Trespass	1	0
All Other Offenses	5	1
Total Group B	7	1

ND State Highway Patrol – 2019

2019 Population Estimate		N/A		Offenses		Arrests	
Offense Overview		Group A Offenses		Reported	Cleared	Adult	Juvenile
Offense Total	903	Crimes Against Persons					
Number Cleared	895	Murder	0	0	0	0	
Percent Cleared	99.11 %	Negligent Manslaughter	2	2	3	0	
Group A Crimes per 100,000 population	N/A	Kidnapping/Abduction	1	1	0	0	
		Rape	0	0	0	0	
		Sodomy	0	0	0	0	
		Sexual Assault W/Object	0	0	0	0	
		Fondling	0	0	0	0	
		Incest	0	0	0	0	
		Statutory Rape	0	0	0	0	
		Aggravated Assault	11	11	8	0	
		Simple Assault	14	14	8	0	
		Intimidation	6	6	4	0	
		Stalking	0	0	0	0	
		Commercial Sex Acts	0	0	0	0	
		Involuntary Servitude	0	0	0	0	
		Crimes Against Property					
		Arson	0	0	0	0	
		Bribery	0	0	0	0	
		Burglary	0	0	0	0	
		Counterfeiting/Forgery	7	6	4	0	
		Destruction/Damage/Vandalism	11	10	8	0	
		Embezzlement	0	0	0	0	
		Extortion/Blackmail	0	0	0	0	
		False Pretenses	56	56	52	0	
		Credit Card/ATM Fraud	0	0	0	0	
		Impersonation	0	0	0	0	
		Welfare Fraud	0	0	0	0	
		Wire Fraud	0	0	0	0	
		Identity Theft	2	1	2	0	
		Hacking/Computer Invasion	0	0	0	0	
		Motor Vehicle Theft	19	18	14	6	
		Robbery	0	0	0	0	
		Stolen Property Offenses	11	10	7	0	
		Pocket-picking	0	0	0	0	
		Purse-snatching	0	0	0	0	
		Shoplifting	0	0	0	0	
		Theft From Building	1	1	0	0	
		Theft From Coin Machine	0	0	0	0	
		Theft From Motor Vehicle	1	0	0	0	
		Theft of Motor Vehicle Parts	1	1	0	0	
		All Other Larceny	0	0	0	0	
		Crimes Against Society					
		Animal Cruelty	0	0	0	0	
		Drug/Narcotic Violations	372	371	277	15	
		Drug Equipment Violations	360	359	210	12	
		Betting/Wagering	0	0	0	0	
		Operating/Promoting Gambling	0	0	0	0	
		Gambling Equipment Violations	0	0	0	0	
		Sports Tampering	0	0	0	0	
		Pornography/Obscene Material	0	0	0	0	
		Prostitution	0	0	0	0	
		Prostitution Assisting/Promoting	0	0	0	0	
		Purchasing Prostitution	0	0	0	0	
		Weapon Law Violations	28	28	22	0	
		Total Group A Offenses	903	895	619	33	

Domestic Incident Victims		
Offense	Reported	Cleared
Murder	0	0
Aggravated Assault	2	2
Simple Assault	1	1
Intimidation	0	0
Stalking	0	0
Rape	0	0
Sodomy	0	0
Sexual Assault W/Object	0	0
Fondling	0	0
Incest	0	0
Statutory Rape	0	0
Kidnapping/Abduction	0	0
Total	3	3

Group B Arrests		
Offense	Adult	Juvenile
Bad Checks	0	0
Curfew/Loitering/Vagrancy	0	0
Disorderly Conduct	12	0
DUI	976	8
Family-Non Violent	8	0
Liquor Law Violations	431	41
Peeping Tom	0	0
Trespass	0	0
All Other Offenses	249	51
Total Group B	1,676	100

NIBRS OFFENSE DEFINITIONS

NATIONAL INCIDENT-BASED CRIME REPORTING OFFENSE DEFINITIONS

Offenses in National Incident-Base Reporting System are divided into two groups designated as Group A and Group B crimes. Information on the number of Group A offenses known to law enforcement, the number cleared by arrest or exceptional means, and the number of persons arrested is reported monthly. Arrest data are reported for Group A and Group B offenses.

NOTE: The classifications of these offenses for NIBRS reporting purposes as of 2019 are based on law enforcement investigation as opposed to determination by a court, medical examiner, jury, or other judicial hearing.

GROUP ‘A’ OFFENSES:

ANIMAL CRUELTY

Offense Code **720** (Crimes Against Society)

Intentionally, knowingly, or recklessly taking an action that mistreats or kills any animal without just cause, such as torturing, tormenting, mutilation, maiming, poisoning, or abandonment. Included are instances of duty to provide care, e.g., shelter, food, water, care if sick or injured; transporting or confining an animal in a manner likely to cause injury or death; causing an animal to fight with another; inflicting excessive or repeated unnecessary pain or suffering, e.g., uses objects to beat or injure an animal. This definition does not include proper maintenance of animals for show or sport; use of animals for food, lawful hunting, fishing or trapping.

ARSON

Offense Code **200** (Crimes Against Property)

To unlawfully and intentionally damage, or attempt to damage, any real or personal property by fire or incendiary device.

ASSAULT – AGGRAVATED

Offense Code **13A** (Crimes Against Persons)

An unlawful attack by one person upon another wherein the offender uses or displays a weapon in a threatening manner, or the victim suffers obvious severe or aggravated bodily injury involving apparent broken bones, loss of teeth, possible internal injury, severe laceration, or loss of consciousness.

ASSAULT – SIMPLE

Offense Code **13B** (Crimes Against Persons)

An unlawful physical attack by one person upon another where neither the offender displays a weapon, nor the victim suffers obvious severe or aggravated bodily injury involving apparent broken bones, loss of teeth, possible internal injury, severe laceration, or loss of consciousness.

ASSAULT – INTIMIDATION

Offense Code **13C** (Crimes Against Persons)

To unlawfully place another person in reasonable fear of bodily harm through the use of threatening words and/or other conduct, but without displaying a weapon or subjecting the victim to actual physical attack.

ASSAULT – STALKING

Offense Code **13D** (Crimes Against Persons)

To engage in an intentional pattern of conduct consisting of two or more acts directed at a specific person which frightens, intimidates, or harasses that person, and which serves no legitimate purpose. The course of conduct must be such as would cause a reasonable person to experience fear, intimidation, or harassment.

NOTE: By definition there are no “attempted” assaults, only completed assaults.

BRIBERY (Except Sports Bribery)

Offense Code **510** (Crimes Against Property)

The offering, giving, receiving or soliciting of anything of value (i.e., a bribe, gratuity, or kickback) to sway the judgment or action of a person in a position of trust or influence.

BURGLARY/BREAKING AND ENTERING

Offense Code **220** (Crimes Against Property)

The unlawful entry into a building or other structure with the intent to commit a felony or a theft.

When a hotel, motel, inn or other temporary lodging, or a rental storage facility is burglarized, the number of premises (e.g., rooms, suites, units, storage compartments, etc.) entered must be reported.

Incidental damage resulting from a burglary may be reported under the offense category “Destruction/Damage/Vandalism” if the damage is “substantial”.

COUNTERFEITING/FORGERY

Offense Code **250** (Crimes Against Property)

The altering, copying, or imitation of something, without authority or right, with the intent to deceive or defraud by passing the copy or thing altered or imitated as that which is original or genuine; or the selling, buying, or possession of an altered, copied, or imitated thing with the intent to deceive or defraud.

DESTRUCTION/DAMAGE/VANDALISM OF PROPERTY

Offense Code **290** (Crimes Against Property)

To willfully or maliciously destroy, damage, deface, or otherwise injure real or personal property without the consent of the owner or the person having custody or control of it.

Damage that is incidental to the commission of another offense may be reported separately if the damage is “substantial”, except the incidental damage caused by fighting a fire caused by an arson offense should be indicated as part of the loss caused by burning.

DRUG/NARCOTIC VIOLATIONS (Except “DUI)

Offense Code **35A** (Crimes Against Society)

The unlawful cultivation, manufacture, distribution, sale, purchase, use, possession, transportation or importation of any controlled drug or narcotic substance.

DRUG EQUIPMENT VIOLATIONS

Offense Code **35B** (Crimes Against Society)

The unlawful manufacture, sale, purchase, possession, or transportation of equipment or devices utilized in preparing or using drugs or narcotics

EMBEZZLEMENT

Offense Code **270** (Crimes Against Property)

The unlawful misappropriation by an offender to his/her own use or purpose of money, property, or some other thing of value entrusted to his/her care, custody or control.

EXTORTION/BLACKMAIL

Offense Code **210** (Crimes Against Property)

To unlawfully obtain money, property, or any other thing of value, either tangible or intangible, through the use or threat of force, misuse of authority, threat of criminal prosecution, threat of destruction of reputation or social standing, or through other coercive means.

FRAUD – FALSE PRETENSES/SWINDLE/CONFIDENCE GAME

Offense Code **26A** (Crimes Against Property)

The intentional misrepresentation of existing fact or condition, or the use of some other deceptive scheme or device, to obtain money, goods, or other things of value.

FRAUD – CREDIT CARD/AUTOMATIC TELLER MACHINE FRAUD

Offense Code **26B** (Crimes Against Property)

The unlawful use of a credit (or debit) card or automatic teller machine for fraudulent purposes.

FRAUD – IMPERSONATION

Offense Code **26C** (Crimes Against Property)

Falsely representing one's identity or position, and acting in the character or position thus unlawfully assumed, to deceive others and thereby gain a profit or advantage, enjoy some right or privilege, or subject another person or entity to an expense, charge, or liability that would not have otherwise been incurred.

FRAUD – WELFARE FRAUD

Offense Code **26D** (Crimes Against Property)

The use of deceitful statements, practices, or devices to unlawfully obtain welfare benefits.

FRAUD – WIRE FRAUD

Offense Code **26E** (Crimes Against Property)

The use of an electric or electronic communications facility to intentionally transmit a false and/or deceptive message in furtherance of a fraudulent activity.

FRAUD – IDENTITY THEFT

Offense Code **26F** (Crime Against Property)

Wrongfully obtaining and using another person's personal data (e.g., name, date of birth, Social Security Number, driver's license number, credit card number).

FRAUD – HACKING/COMPUTER INVASION

Offense Code **26G** (Crime Against Property)

Wrongfully gaining access to another person's or institution's computer software, hardware, or network without authorized permissions or security clearances.

GAMBLING – BETTING/WAGERING

Offense Code **39A** (Crimes Against Society)

To unlawfully stake money or something else of value on the happening of an uncertain event or on the ascertainment of a fact in dispute.

GAMBLING – OPERATING/PROMOTING/ASSISTING GAMBLING

Offense Code **39B** (Crimes Against Society)

To unlawfully operate, promote, or assist in the operation of a game of chance, lottery, or other gambling activity.

GAMBLING – GAMBLING EQUIPMENT VIOLATIONS

Offense Code **39C** (Crimes Against Society)

To unlawfully manufacture, sell, buy, possess, or transport equipment, devices, and/or goods used for gambling purposes.

GAMBLING – SPORTS TAMPERING

Offense Code **39D** (Crimes Against Society)

To unlawfully alter, meddle in, or otherwise interfere with a sporting contest or event for the purpose of gaining a gambling advantage.

HOMICIDE – MURDER AND NON-NEGLIGENT MANSLAUGHTER

Offense Code **09A** (Crimes Against Persons)

The willful (non-negligent) killing of one human being by another.

“Assault to Murder” and Attempted Murder” are to be reported as Aggravated Assault.

HOMICIDE – NEGLIGENT MANSLAUGHTER

Offense Code **09B** (Crimes Against Persons)

The killing of another person through negligence. The offense does not include “Vehicular Manslaughter” which is reportable as offense 09E.

HUMAN TRAFFICKING – COMMERCIAL SEX ACTS

Offense Code **64A** (Crime Against Person)

Inducing a person by force, fraud, or coercion to participate in commercial sex acts, or in which the person induced to perform such act(s) has not attained 18 years of age.

HUMAN TRAFFICKING – INVOLUNTARY SERVITUDE

Offense Code **64B** (Crime Against Person)

The obtaining of a person(s) through recruitment, harboring, transportation, or provision, and subjecting such persons by force, fraud, or coercion into involuntary servitude, peonage, debt bondage, or slavery (not to include commercial sex acts).

KIDNAPPING/ABDUCTION

Offense Code **100** (Crimes Against Persons)

The unlawful seizure, transportation, and/or detention of a person against his/her will, or of a minor without the consent of his/her custodial parent(s) or legal guardian(s).

LARCENY/THEFT – POCKET-PICKING

Offense Code **23A** (Crimes Against Property)

The theft of articles from another person's physical possession by stealth where the victim usually does not become immediately aware of the theft.

LARCENY/THEFT – PURSE-SNATCHING

Offense Code **23B** (Crimes Against Property)

The grabbing or snatching of a purse, handbag, etc., from the physical possession of another person.

LARCENY/THEFT – SHOPLIFTING

Offense Code **23C** (Crimes Against Property)

The theft, by someone other than an employee of the victim, of goods or merchandise exposed for sale.

LARCENY/THEFT – THEFT FROM BUILDING

Offense Code **23D** (Crimes Against Property)

A theft from within a building which is either open to the general public or to which the offender has legal access.

LARCENY/THEFT – THEFT FROM COIN-OPERATED MACHINE OR DEVICE

Offense Code **23E** (Crimes Against Property)

A theft from a machine or device that is operated or activated by the use of coins.

LARCENY/THEFT – THEFT FROM MOTOR VEHICLE

Offense Code **23F** (Crimes Against Property)

The theft of articles from a motor vehicle, whether locked or unlocked. (Except "Theft of Motor Vehicle. Parts or Accessories")

LARCENY/THEFT – THEFT OF MOTOR VEHICLE PARTS OR ACCESSORIES

Offense Code **23G** (Crimes Against Property)

The theft of any part or accessory affixed to the interior or exterior of a motor vehicle in a manner which would make the item an attachment of the vehicle or necessary for its operation.

LARCENY/THEFT – ALL OTHER LARCENY

Offense Code **23H** (Crimes Against Property)

All thefts that do not fit any of the definitions of the specific subcategories of Larceny/Theft listed above.

This subcategory includes thefts from fenced enclosures, boats and airplanes. Thefts of animals, lawn mowers, lawn furniture, hand tools, and farm and construction equipment are also included where no break-in of a structure is involved.

MOTOR VEHICLE THEFT

Offense Code **240** (Crimes Against Property)

The theft of a motor vehicle, including automobiles, buses, recreational vehicles, trucks, and other motor vehicles.

PORNOGRAPHY/OBSCENE MATERIAL

Offense Code **370** (Crimes Against Society)

The violation of laws or ordinances prohibiting the manufacture, publishing, sale, purchase, or possession of sexually explicit material, e.g., literature, photographs, etc.

PROSTITUTION

Offense Code **40A** (Crimes Against Society)

To unlawfully engage in sexual relations for profit.

PROSTITUTION – ASSISTING OR PROMOTING

Offense Code **40B** (Crimes Against Society)

To solicit customers or transport persons for prostitution purposes; to own, manage, or operate a dwelling or other establishment for the purpose of providing a place where prostitution is performed; or to otherwise assist or promote prostitution.

PROSTITUTION – PURCHASING

Offense Code **40C** (Crime Against Society)

To purchase or trade anything of value for commercial sex acts.

ROBBERY

Offense Code **120** (Crimes Against Property)

The taking or attempting to take anything of value under confrontational circumstances from the control, custody, or care of another person by force or threat of force or violence and/or by putting the victim in fear of immediate harm.

Because some type of assault is an element of the crime of Robbery, an assault should not be reported as a separate crime as long as it was performed in furtherance of the robbery. However, if the injury results in death, a Homicide Offense must also be reported.

In a bank robbery, the primary victim would be the “Financial Institution,” but the teller toward whom the robber pointed the gun and made a demand should also be reported as a victim.

SEX OFFENSES – RAPE (Except “Statutory Rape”)

Offense Code **11A** (Crimes Against Persons)

The carnal knowledge of a person, without the consent of the victim, including instances where the victim is incapable of giving consent because of his/her age or because of his/her temporary or permanent mental or physical incapacity.

SEX OFFENSES – SODOMY

Offense Code **11B** (Crimes Against Persons)

Oral or anal sexual intercourse with another person, without the consent of the victim, including instances where the victim is incapable of giving consent because of his/her age or because of his/her temporary or permanent mental or physical incapacity.
(This includes members of the same sex.)

SEX OFFENSES – SEXUAL ASSAULT WITH AN OBJECT

Offense Code **11C** (Crimes Against Persons)

To use an object or instrument to unlawfully penetrate, however slightly, the genital or anal opening of the body of another person, without the consent of the victim, including instances where the victim is incapable of giving consent because of his/her age or because of his/her temporary or permanent mental or physical incapacity.

SEX OFFENSES – FONDLING

Offense Code **11D** (Crimes Against Persons)

The touching of the private body parts of another person for the purpose of sexual gratification, without consent of the victim including instances where the victim is incapable of giving consent because of his/her age or because of his/her temporary or permanent mental or physical incapacity.

SEX OFFENSES, NON-FORCIBLE – INCEST

Offense Code **36A** (Crimes Against Persons)

Non-forcible sexual intercourse between persons who are related to each other within the degrees wherein marriage is prohibited by law.

SEX OFFENSES, NON-FORCIBLE – STATUTORY RAPE

Offense Code **36B** (Crimes Against Persons)

Non-forcible sexual intercourse with a person who is under the statutory age of consent.

“With the consent of the victim” is an element of Statutory Rape. In addition, there is no force or coercion used in Statutory Rape; the act is not an attack.

STOLEN PROPERTY OFFENSES

Offense Code **280** (Crimes Against Property)

Receiving, buying, selling, possessing, concealing, or transporting any property with the knowledge that it has been unlawfully taken, as by Burglary, Embezzlement, Fraud, Larceny/Theft, Robbery, etc.

WEAPON LAW VIOLATIONS

Offense Code **520** (Crimes Against Society)

The violation of laws or ordinances prohibiting the manufacture, sale, purchase, transportation, possession, concealment, or use of firearms, cutting instruments, explosives, incendiary devices or other deadly weapons.

GROUP ‘B’ OFFENSES:

BAD CHECKS (Except counterfeited or forged checks)

Offense Code **90A** (Crimes Against Property)

Knowingly and intentionally writing and/or negotiating checks drawn against insufficient or nonexistent funds.

CURFEW/LOITERING/VAGRANCY

Offense Code **90B** (Crimes Against Society)

The violation of a court order, regulation, ordinance, or law requiring the withdrawal of persons from the streets of other specified areas; prohibiting persons from remaining in an area or place in an idle or aimless manner; or prohibiting persons from going from place to place without visible means of support.

DISORDERLY CONDUCT

Offense Code **90C** (Crimes Against Society)

Any behavior that tends to disturb the public peace or decorum, scandalizes the community, or shock the public sense of morality.

DRIVING UNDER THE INFLUENCE

Offense Code **90D** (Crimes Against Society)

Driving or operating a motor vehicle or common carrier while mentally or physically impaired as the result of consuming an alcoholic beverage or using a drug or narcotic. This offense includes being in “Actual Physical Control.”

DRUNKENNESS (Except DUI)

Offense Code **90E** (This is not a crime.)

To drink alcoholic beverages to the extent that one’s mental faculties and physical coordination are substantially impaired.

FAMILY OFFENSE, NON-VIOLENT

Offense Code **90F** (Crimes Against Persons and Society)

Unlawful, nonviolent acts by a family member (or legal guardian) that threaten the physical, mental, or economic well-being or morals of another family member, and that are not classifiable as other offenses, such as Assault, Incest, Statutory Rape, etc.

This offense includes: Abandonment; Desertion; Neglect; Nonsupport; Nonviolent Abuse; or Non-Violent Cruelty to other family members. It also includes the nonpayment of court-ordered alimony, as long as it is not considered Contempt of Court within the reporting jurisdiction. Do not include victims of these offenses who are taken into custody for their own protection.

LIQUOR LAW VIOLATIONS (Except DUI and Drunkenness)

Offense Code **90G** (Crimes Against Society)

The violation of laws or ordinances prohibiting the manufacture, sale, purchase, transportation, possession, or use of alcoholic beverages.

PEEPING TOM

Offense Code **90H** (Crimes Against Society)

To secretly look through a window, doorway, keyhole, or other aperture for the purpose of voyeurism.

TRESPASS ON REAL PROPERTY

Offense Code **90J** (Crimes Against Society)

To unlawfully enter land, a dwelling, or other real property.

ALL OTHER OFFENSES

Offense Code **90Z** (Crimes Against Persons, Property and Society)

All crimes that are not Group A offenses and not included in one of the specifically named Group B crime categories listed above.

Traffic offenses, except for Hit and Run, are excluded.

**FULL-TIME LAW
ENFORCEMENT EMPLOYEES**

**NUMBER OF FULL-TIME LAW ENFORCEMENT EMPLOYEES
REPORTED BY UCR AGENCIES
AS OF OCTOBER 31, 2019**

Agency	Law Enforcement Officers		Civilian Personnel		Total Full-Time			Population
	Male	Female	Male	Female	Male	Female	Total	
Adams SO	4	1		1	4	2	6	2,256
Barnes SO	8			1	8	1	9	3,984
Valley City PD	12	2		2	12	4	16	6,351
Benson SO	4				4		4	6,903
Billings SO	6				6		6	795
Medora PD	2				2		2	130
Bottineau SO	11		5	5	16	5	21	6,320
Bowman SO	4			1	4	1	5	1,422
Bowman PD	4				4		4	1,604
Burke SO	6			1	6	1	7	1,811
Powers Lake PD	2				2		2	279
Burleigh SO	48	4	49	35	97	39	136	17,104
Bismarck PD	113	12	11	18	124	30	154	74,705
Lincoln PD	4	1			4	1	5	3,986
Bismarck State PD *	2		1		3		3	
Cass SO	87	23	32	25	119	48	167	17,709
Fargo PD	155	23	2	21	157	44	201	127,423
West Fargo PD	58	5	12	1	70	6	76	38,171
NDSU PD *	10	5	2	7	12	12	24	
Cavalier SO	6		1	5	7	5	12	3,758
Dickey SO	4			1	4	1	5	1,874
Ellendale PD	2				2		2	1,223
Oakes PD	3				3		3	1,694
Divide SO	6			1	6	1	7	2,279
Dunn SO	15	1		2	15	3	18	3,172
Killdeer PD	5				5		5	1,213
Eddy SO	4	1	1		5	1	6	2,272
Emmons SO	5			1	5	1	6	3,222
Foster SO	3			1	3	1	4	1,177
Carrington PD	3				3		3	1,980
Golden Valley SO	3			1	3	1	4	1,757
Grand Forks SO	33	1		6	33	7	40	10,442
Grand Forks PD	78	12	5	10	83	22	105	57,459
Northwood PD	2				2		2	904
Emerado PD	1				1		1	456
Thompson PD	1				1		1	1,021
UND PD *	19			1	19	1	20	
Grant SO	4	1			4	1	5	2,339
Griggs SO	1	1			1	1	2	2,180
Hettinger SO	4	2		1	4	3	7	2,485
Kidder SO	2	1		1	2	2	4	1,707
Steele PD	1				1		1	709
LaMoure SO	4			1	4	1	5	3,100
LaMoure PD	1				1		1	898
Logan SO	3				3		3	1,102
Napoleon PD	1				1		1	763
McHenry SO	7	1			7	1	8	5,791
McIntosh SO	2	1			2	1	3	1,604
Wishek PD	2				2		2	921
McKenzie SO	22	7	1	14	23	21	44	6,149
Watford City PD	17	5		5	17	10	27	8,488
Arnegard PD								168
McLean SO	25	1	9	6	34	7	41	9,480
Mercer SO	14	2	4	10	18	12	30	2,615
Beulah PD	5			1	5	1	6	3,200
Hazen PD	4				4		4	2,321
Morton SO	32	4	2	6	34	10	44	8,123
Mandan PD	29	8	3	4	32	12	44	23,012

* Included in City's Population

Agency	Law Enforcement Officers		Civilian Personnel		Total Full-Time			Population
	Male	Female	Male	Female	Male	Female	Total	
Mountrail SO	9		2	11	11	11	22	5,011
New Town PD	4	1		1	4	2	6	2,621
Stanley PD	5				5		5	2,813
Nelson SO	4	1		1	4	2	6	2,799
Oliver SO	4			1	4	1	5	1,939
Pembina SO	12		2	6	14	6	20	5,545
Cavalier PD	3				3		3	1,253
Pierce SO	4		21	13	25	13	38	1,332
Rugby PD	5				5		5	2,661
Ramsey SO	7	1		1	7	2	9	4,034
Devils Lake PD	15	4	1	1	16	5	21	7,294
Ransom SO	5			2	5	2	7	3,105
Lisbon PD	3	1			3	1	4	2,036
Renville SO	3	3		1	3	4	7	2,329
Richland SO	16	2	4	16	20	18	38	8,254
Wahpeton PD	11	3		2	11	5	16	7,752
NDSOS PD *	1	1		1	1	2	3	
Rolette SO	8		8	6	16	6	22	12,265
Rolla PD	3	1			3	1	4	1,278
Rolette PD	1				1		1	599
Sargent SO	4			1	4	1	5	3,825
Sheridan SO	3				3		3	1,334
Sioux SO	1				1		1	4,326
Slope SO	1				1		1	756
Stark SO	21	3		5	21	8	29	7,070
Dickinson PD	34	6	1	18	35	24	59	23,428
Belfield PD	2			1	2	1	3	1,028
Steele SO	3				3		3	1,866
Stutsman SO	11	2		2	11	4	15	5,406
Jamestown PD	26	1		4	26	5	31	15,198
Towner SO	6			1	6	1	7	2,156
Traill SO	9	1		5	9	6	15	7,919
Walsh SO	9	1	2	3	11	4	15	6,324
Grafton PD	8	1		1	8	2	10	4,144
Ward SO	40	5	34	27	74	32	106	15,188
Kenmare PD	1	1			1	1	2	1,010
Minot PD	69	14	3	23	72	37	109	48,185
Burlington PD	2				2		2	1,233
Surrey PD	4				4		4	1,445
Berthold PD	1				1		1	497
Wells SO	4			1	4	1	5	1,750
Harvey PD	3	1			3	1	4	1,683
Fessenden PD	1				1		1	442
Williams SO	34	4	21	24	55	28	83	5,447
Tioga PD	5			2	5	2	7	1,639
Williston PD	58	12	1	10	59	22	81	28,966
Ray PD	1				1		1	866
Highway Patrol	137	6	11	26	148	32	180	
Total	1,534	201	251	413	1,785	614	2,399	762,062

* Included in City's Population