

Office of Attorney General
Bureau of Criminal Investigation

Crime in North Dakota, 2021

Drew H. Wrigley
Attorney General

Prepared by
Colleen Weltz
NIBRS/UCR Program Manager
2022

INTRODUCTION

The North Dakota Incident-Based Reporting (ND IBR) program involves the collection, compilation, and analysis of crime and arrest statistics reported by the various local law enforcement agencies throughout the state. Fifty-three sheriff departments, 52 police departments, 10 Task Forces and the ND Highway Patrol reported to the ND IBR program in 2021.

Every effort is taken to include the homicide offenses/arrests that occur on the Tribal Law Enforcement jurisdictions. Tribal law enforcement agencies do not participate in the state ND IBR program.

INCIDENT-BASED REPORTING: North Dakota law enforcement agencies use a certified records management system to collect data on each incident reported to their respective agencies. Data collected includes type of incident, where and when the incident took place, victim characteristics, suspect/arrestee characteristics, property involved in the incident, etc.

To allow for comparison among several geographic or jurisdictional areas with differing populations or to allow comparisons across time in an area undergoing population fluctuations, the ND IBR program provides for the calculation of crime rates to remove any potential biases created by population differences. Because a rate relates the incidence of activity to population, it is possible to measure annual fluctuations in criminal activity by comparing rates of crime reported in any given year with those reported in other years. National publications report crime rates calculated based on the number of reported offenses per 100,000 population. This publication provides crime rate information calculated in the same manner.

Trends

The 2021 Crime in North Dakota is based solely upon incident data. Data submitted by ND IBR to the FBI is reported with added estimation before being published on the FBI Crime Data Export. Prior years were converted from incident based statistics to the summary system of reporting. We strongly discourage attempting to compare the ND IBR data to any previously UCR Summary data released by North Dakota or the FBI in the Crime in the United States publications. The data sets are not comparable due to the number of types of crimes reported and that all offenses in the incident are reported in ND IBR.

Differences between ND IBRS and FBI released data

The Crime in North Dakota 2021 is a crime statistic publication using the National Incident-Based Reporting System (NIBRS). There are important factors that must be considered when reading or using this report as well as crime statistic reports available from the FBI or other sources:

1. The 2021 data used to compile this report are based on a “snapshot” of the ND state repository database as of April 19th, 2022. In NIBRS, there are no “fixed” statistics because law enforcement agencies update their incidents as new information becomes available.

2. The data used in this report are based on the NIBRS method of submitting crime statistics. It is more comprehensive and detailed than the Summary Reporting System used in the past so the statistics in NIBRS and Summary Reporting should not be compared.
3. The data displayed in this report should not be compared to the FBI Crime in the US 2021 report which will be published later this year. Even though North Dakota forwards the crime data submitted via NIBRS to the FBI, the FBI is reported with added estimation before being published on the FBI Crime Data Export.
4. The data displayed per agency in this report should not be used to compare to other agencies or compile “ranking” of cities and counties. Data users should not rank locales because there are many factors that cause the nature and type of crime to vary from place to place. NIBRS statistics include only jurisdictional population figures along with reported crime, clearance, or arrest data. Rankings ignore the uniqueness of each locale. There are many factors that are known to affect the volume and type of crime occurring from place to place.

Classification of Offenses

All offenses are classified on the basis of law enforcement investigation in accordance with national NIBRS offense definitions and are not necessarily identical to the NDCC definitions. Because NIBRS identifies and tallies law enforcement contact, offense classifications are not based on filings of the prosecutor, court, medical examiner, jury, or other judicial or subsequent findings.

National Incident-Based Reporting System (NIBRS)

NIBRS divides offenses into two (2) categories of offenses designated as Group A - Incident and Group B -Arrest.

1. The Group A offenses collected in the NIBRS program are: Animal Cruelty; Arson; Assaults; Bribery; Burglary; Counterfeiting/Forgery; Destruction/Damage/Vandalism of Property; Drug/Narcotic Offenses; Embezzlement; Extortion/Blackmail; Frauds; Gambling Offenses; Homicide Offenses; Human Trafficking Offenses; Kidnapping/Abduction; Larceny/Theft Offenses; Motor Vehicle Theft; Pornography/Obscene Material Offenses; Prostitution Offenses; Robbery; Sex Offenses; Non-Forcible Sex Offenses; Stolen Property Offense and; Weapon Law Violations. Group A offenses include statistical data on the incident, all offenses committed, property involved, weapons involved, victim and offender demographics, arrest information, and clearance status.
2. Group B offenses, for which only arrest data are collected, include: Bad Checks; Curfew/Vagrancy Violations; Disorderly Conduct; Driving Under the Influence; Non-Violent Family Offenses; Liquor Law Violations; Peeping Tom; Trespass of Real Property; and All Other Non-Traffic Offenses.

Counting Offenses

For counting purposes, agencies should count one offense for each victim of a Crimes Against Persons, one offense for each distinct operation of a Crimes Against Property (with the exception of motor vehicle theft, where one offense is counted for each stolen vehicle), and one offense for each Crimes Against Society. All crimes committed within the same incident by the same person or group of persons, without a significant time or space interval separating them, are reported in NIBRS - a hierarchy rule does not exist as it does in Summary Reporting. For example, if a rape case involves crimes of motor vehicle theft and kidnapping, all crimes are reported. However, if a crime is an inherent part of another crime, only one crime may be appropriately reported. For example, larceny is inherent in the crime of burglary and would not be reported as a separate crime in the incident; however, if the suspect, upon leaving the residence, takes items outside the structure, larceny would be reported as a second crime. As another example, assault is an element in robbery and would not be reported as a crime separately from the robbery; however, if the suspect forces the victim to engage in a sexual act, both a robbery and sex offense would be reported because a sexual act is not an element of robbery.

Arrests

In NIBRS, the law enforcement agencies collect detailed data elements related to incidents and arrests. The Group A - Incident Reports are comprised of segments (Administrative, Offense, Property, Victim, Offender, and Arrestee) and within the segments are multiple data elements identifying the incident, such as originating agency identifier (ORI), incident number, date, location, offense, demographics, and other relevant segment categories. Therefore, unlike Summary Reporting, NIBRS arrests and clearances can be submitted as updates to the Group A - Incidents reported.

Clearances

In NIBRS, clearances are based on the incident-level rather than the offense-level. If one offense within an incident is cleared, all offenses in that incident are cleared. Likewise, the arrest of one offender in an incident will clear it even if other offenders have not been arrested yet. Clearances by arrest are automatically created when an Arrest Segment is submitted with a Group A - Incident. An incident cannot be cleared exceptionally if there has been an arrest. Not all crimes are cleared within the calendar year in which the offense occurs.

Clearances by Exceptional Means allow an agency to clear an incident without an arrest. The criteria include: 1) the identity of at least one offender must be known; 2) sufficient probable cause must have been developed to support the arrest and prosecution of the offender; 3) the offender's exact location must be known, and; 4) there must be a reason, outside of law enforcement's control, which prevents the arrest. For example, the death of the offender or the offender is in the custody of another jurisdiction.

TABLE OF CONTENTS

Introduction	1
Table of Contents.....	4
North Dakota Crime Summary, 2021	5
Statewide Analysis.....	6
Group A Offenses	9
Crimes Against Persons	16
Crimes Against Property	21
Crimes Against Society	23
Group B Offenses	25
Arrests in 2021	28
Arrests 2017-2021	37
Drug/Narcotics Analysis	45
DUI Arrest Analysis	49
Crime Summary by Reporting County Sheriff’s Office	51
Crime Summary by Reporting Police Department	105
NIBRS Offense Definitions	159
Full-Time Law Enforcement Employees	172

NORTH DAKOTA CRIME SUMMARY, 2021

In 2021, 51,784 Group A offenses were reported by local law enforcement agencies. This is an increase of 4.4 percent from the total of 49,579 reported in 2020.

The Census Bureau estimate of North Dakota's population for 2021 is 774,948. The crime rate per 100,000 population for 2021 is 6682.2. The crime rate for 2020 was 6478.3 per 100,000 population. This is a 3.1 percent increase in the crime rate of the Group A offenses.

The total number of reported Crimes Against Persons (e.g. murder, rape, and assaults) was 12,060. This represents an increase of 11.5 percent from the total of 10,815 reported in 2020. In 2019, 10,539 Crimes Against Persons were reported.

Crimes Against Persons offenses comprised 23 percent of reported Group A crime offenses in North Dakota in 2021.

Collectively, Crimes Against Property (e.g. burglary, robbery, larceny/theft and motor vehicle theft) increased by 0.6 percent from 25,744 reported in 2020 to 25,892 reported in 2021.

Crimes Against Property accounted for 50 percent of total Group A crime offenses reported in 2021.

In 2021, the total number of Crimes Against Society (e.g. drug/narcotics violations, drug equipment violations, and weapon violations) reported 13,832. This is an increase of 6.2 percent from 2020 total of 13,020. In 2019, 13,464 Crimes Against Society were reported.

North Dakota law enforcement agencies reported 28,672 arrests in 2021. This is a 2.5 percent decrease from the total of 29,407 arrests reported in 2020.

In 2021, juvenile arrests accounted for 14.1 percent of the total arrests.

Arrests for Drug/Narcotics Violations decreased 1.4 percent from a 2020 total of 4,262 to 4,201 in 2021.

The number of reported arrests in 2021 for DUI decreased to 4,040 from 4,175 reported in 2020.

STATEWIDE CRIME ANALYSIS

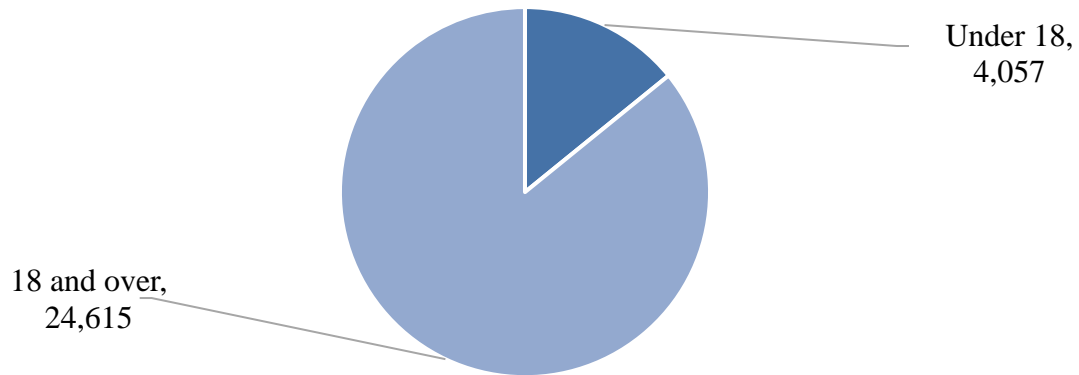
North Dakota Statewide – 2021

2021 Population Estimate		774,948	Offenses (*)		Arrests (**)		
Offense Overview			Group A Offenses	Reported	Cleared	Adult	Juvenile
Offense Total	51,784		Crimes Against Persons (***)				
Number Cleared	20,838		Murder and Nonnegligent Manslaughter	17	16	15	0
Percent Cleared	40.24%		Negligent Manslaughter	10	8	3	1
Group A Crimes per 100,000 population	6,682.3		Aggravated Assault	1,321	796	586	52
			Simple Assault	6,904	3,319	1,937	502
			Intimidation	1,967	932	385	122
			Stalking	614	71	47	2
			Kidnapping/Abduction	114	64	23	1
			Rape	340	66	33	13
			Sodomy	48	13	4	1
			Sexual Assault With An Object	7	3	0	0
			Fondling	635	126	44	22
			Incest	6	1	0	0
			Statutory Rape	70	22	19	2
			Commercial Sex Acts	7	2	0	0
			Involuntary Servitude	0	0	0	0
			Crimes Against Property				
			Arson	91	38	30	4
			Bribery	3	1	0	0
			Burglary/Breaking & Entering	2,899	358	281	42
			Counterfeiting/Forgery	582	115	109	0
			Destruction/Damage/Vandalism of Property	4,762	879	319	194
			Embezzlement	100	29	27	1
			Extortion/Blackmail	85	0	0	1
			False Pretenses/Swindle/Confidence Game	1,317	468	399	13
			Credit Card/Automated Teller Machine Fraud	315	43	9	2
			Impersonation	351	53	36	5
			Welfare Fraud	9	0	1	0
			Wire Fraud	156	5	2	0
			Identity Theft	852	102	74	6
			Hacking/Computer Invasion	50	1	1	0
			Robbery	186	65	52	2
			Pocket-picking	3	0	5	0
			Purse-snatching	7	1	1	0
			Shoplifting	2,029	1,005	902	145
			Theft From Building	768	101	52	14
			Theft From Coin Operated Machine or Device	28	1	1	0
			Theft From Motor Vehicle	2,118	211	126	28
			Theft of Motor Vehicle Parts/Accessories	513	12	6	1
			All Other Larceny	5,958	751	505	113
			Motor Vehicle Theft	1,979	406	175	51
			Stolen Property Offenses	731	466	308	36
			Crimes Against Society				
			Drug/Narcotic Violations	6,451	4,866	3,748	453
			Drug Equipment Violations	6,284	4,822	2,060	140
			Betting/Wagering	0	0	0	0
			Operating/Promoting/Assisting Gambling	4	1	2	0
			Gambling Equipment Violations	1	0	0	0
			Sports Tampering	0	0	0	0
			Pornography/Obscene Material	251	57	21	24
			Prostitution	19	4	2	0
			Assisting or Promoting Prostitution	4	2	1	0
			Purchasing Prostitution	17	6	3	0
			Weapon Law Violations	681	504	235	16
			Animal Cruelty	120	26	22	1
			Total Group A Offenses	51,784	20,838	12,611	2,010
			Group B Arrests				
			Offense	Adult	Juvenile		
			Bad Checks	13	0		
			Curfew/Loitering/Vagrancy Violations	0	79		
			Disorderly Conduct	658	654		
			Driving Under the Influence	4,008	32		
			Family Offenses (Nonviolent)	121	211		
			Liquor Law Violations	1,754	334		
			Peeping Tom	1	1		
			Trespass of Real Property	849	61		
			All Other Offenses	4,600	675		
			Total Group B	12,250	2,049		

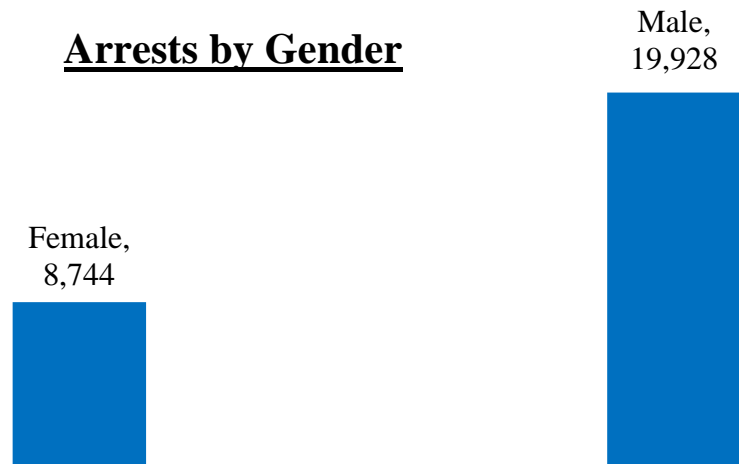
(*) Offenses are counted using the FBI Units of Count for Crime
 (**) The 'Arrests' column shows arrests made during the selected period, regardless of incident date. Arrest counts may be higher than incident counts.
 (***) Negligent Manslaughter now includes the killing of another person associated with driving under the influence, distracted driving (using a cell or smartphone), and reckless driving fatalities.

Statewide Total Arrests Reported, 2021

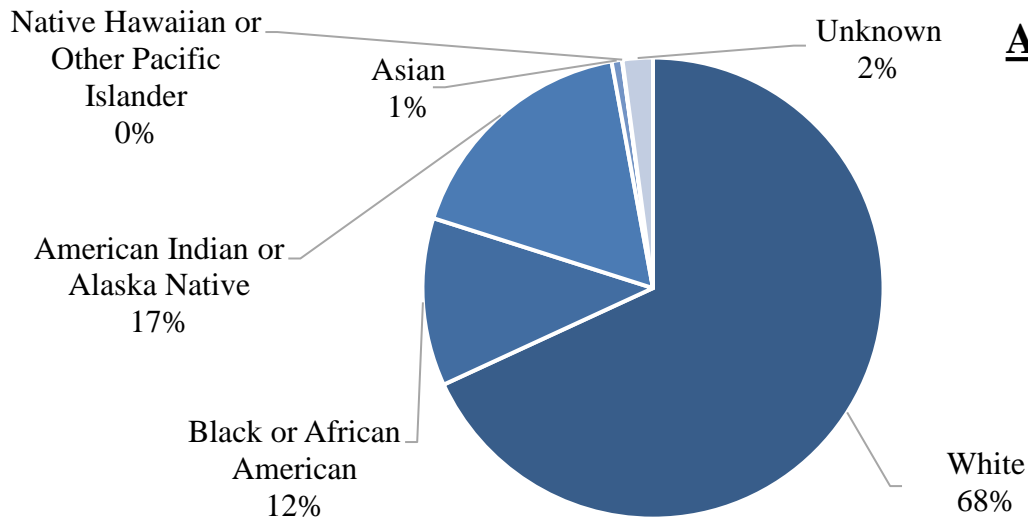
Arrests by Age Group



Arrests by Gender



Arrests by Race



Group A Offenses

Group A offenses includes the crimes of Animal Cruelty; Arson; Assaults; Bribery; Burglary; Counterfeiting/Forgery; Homicide Offenses; Destruction/Damage/Vandalism of Property; Drug/Narcotic Offenses; Embezzlement; Extortion/Blackmail; Fraud; Gambling Offenses; Robbery; Kidnapping/Abduction; Larceny/Theft Offenses; Motor Vehicle Theft; Pornography/Obscene Material Offenses; Human Trafficking Offenses; Prostitution Offenses; Sex Offenses; Non-Forcible Sex Offenses; Stolen Property Offenses and; Weapon Law Violations.

In 2021, 51,784 Group A offenses were reported by local law enforcement agencies. This is an increase of 4.4 percent from the total of 49,579 reported in 2020.

The Census Bureau estimate of North Dakota’s population for 2021 is 774,948. Based on that total, the crime rate per 100,000 population for 2021 was 6682.2, as compared to 6478.3 for 2020.

More than 40 percent of Group A crime offenses were reported as cleared by arrest or exceptional means. The NIBRS program defines an offense as “cleared” by law enforcement when at least one person is arrested, charged with the commission of the offense, and turned over to the court for prosecution. Several crimes may be cleared by the arrest of one person, while the arrests of many persons may clear only one offense. Law enforcement agencies may clear a crime by exceptional means when some element beyond law enforcement control precludes the placing of formal charges against the offender. Examples of circumstances that allow such clearances are the death of the offender (suicide, justifiably killed by police or private citizen, etc.); the victim’s refusal to cooperate with prosecution after the offender has been identified; or the denial of extradition.

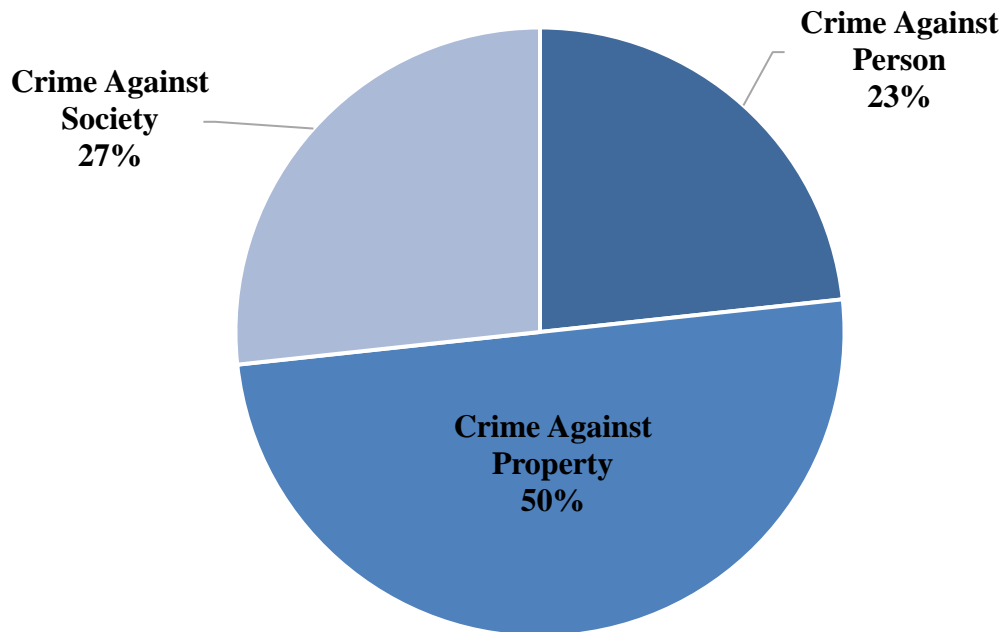
In 2021, 14,621 arrests were reported for Group A crime offenses. Of that total, 13.7 percent were arrests of juveniles.

More than \$48.7 million worth of property was reported stolen in 2021, with 30.3 percent of that amount reported as recovered by law enforcement officials.

Group A Offense Summary

Year	Population	Group A Offense Total	% Change in Number from Previous Year	Crime Rate per 100,000 Population	% Change in Rate from Previous Year	Percent Cleared
2017	755,393	48,148	0.1%	6373.9	0.4%	45.7%
2018	760,077	48,188	0.1	6339.9	-0.5	46.9
2019	762,062	47,871	-0.7	6281.8	-0.9	46.1
2020	765,309	49,579	3.6	6478.3	3.1	41.9
2021	774,948	51,784	4.4	6682.2	3.1	40.2

Group 'A' Offenses - 2021



Crimes Against Persons

Murder
 Negligent Manslaughter
 Rape
 Sodomy
 Sexual Assault w/Object
 Fondling
 Aggravated Assault
 Simple Assault
 Intimidation
 Stalking
 Kidnapping/Abduction
 Human Trafficking Offenses*⁺
 Incest
 Statutory Rape

Crimes Against Property

Robbery
 Burglary/Breaking & Entering
 Larceny/Theft Offenses*
 Motor Vehicle Theft
 Arson
 Destruction of Property
 Counterfeiting/Forgery
 Fraud Offenses*⁺
 Embezzlement
 Extortion/Blackmail
 Bribery
 Stolen Property Offense

Crimes Against Society

Animal Cruelty⁺
 Drug/Narcotic Violations
 Drug Equipment Violations
 Gambling Offenses*
 Pornography
 Prostitution Offenses*
 Weapon Law Violations

*Specific offenses exist within the crime category.

⁺Data collection for certain offenses began in 2016.

**Comparison of Group A Offenses Reported,
2020-2021**

Group A Offenses	2020	2021	Percent Change
Crimes Against Persons			
Murder	32	17	-46.9%
Negligent Manslaughter	10	10	0.0
Kidnapping/Abduction	135	114	-15.6
Rape	316	340	7.6
Sodomy	50	48	-4.0
Sexual Assault w/Object	10	7	-30.0
Fondling	540	635	17.6
Incest	4	6	50.0
Statutory Rape	68	70	2.9
Aggravated Assault	1,371	1,321	-3.6
Simple Assault	6,180	6,904	11.7
Intimidation	1,528	1,967	28.7
Stalking	558	614	10.0
Commercial Sex Acts	11	7	-36.4
Involuntary Servitude	2		-100.0
Crimes Against Property			
Arson	88	91	3.4
Bribery		3	
Burglary	2,832	2,899	2.4
Counterfeiting/Forgery	719	582	-19.1
Destruction/Damage/Vandalism	4,536	4,762	5.0
Embezzlement	114	100	-12.3
Extortion/Blackmail	46	85	84.8
False Pretenses	1,169	1,317	12.7
Credit Card/ATM Fraud	362	315	-13.0
Impersonation	518	351	-32.2
Welfare Fraud	21	9	-57.1
Wire Fraud	116	156	34.5
Identity Theft	1,412	852	-39.7
Hacking/Computer Invasion	49	50	2.0
Motor Vehicle Theft	1,911	1,979	3.6
Robbery	145	186	28.3
Stolen Property Offenses	655	731	11.6
Pocket-picking	16	3	-81.3
Purse-snatching	8	7	-12.5
Shoplifting	2,401	2,029	-15.5
Theft From Building	836	768	-8.1
Theft From Coin Machine	27	28	3.7
Theft From Motor Vehicle	1,754	2,118	20.8
Theft of Motor Vehicle Parts	373	513	37.5
All Other Larceny/Theft	5,636	5,958	5.7

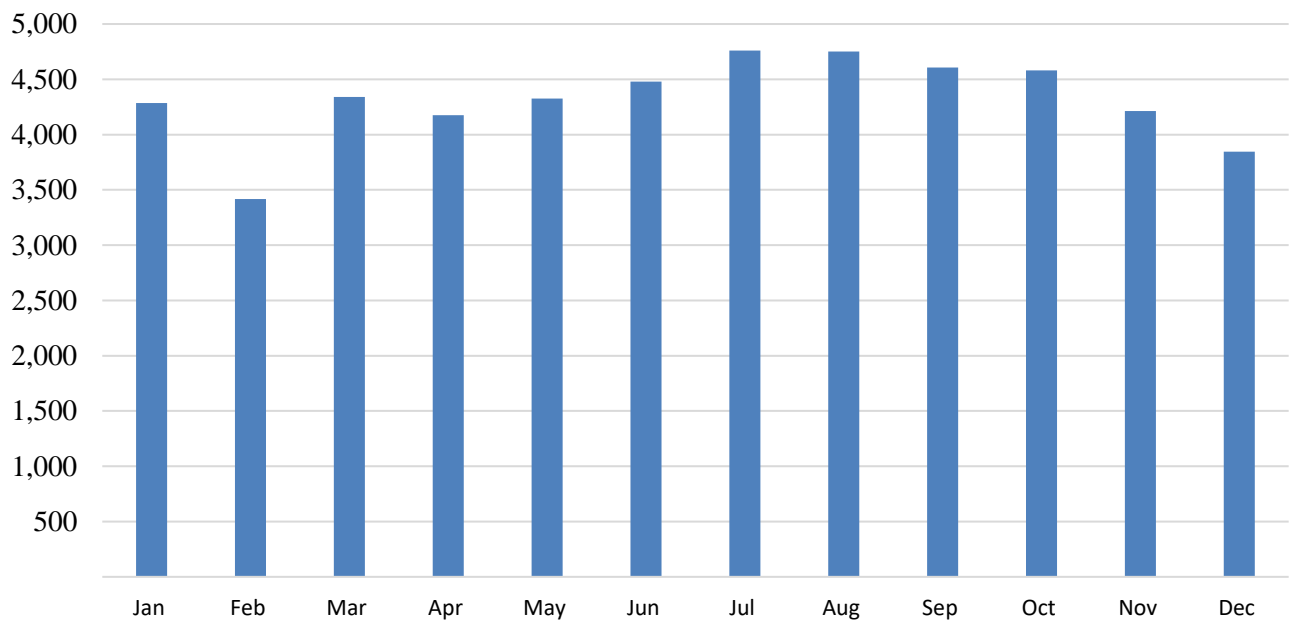
**Comparison of Group A Offenses Reported,
2020-2021
Continued**

Group A Offenses	2020	2021	Percent Change
Crimes Against Society			
Animal Cruelty	88	120	36.4
Drug/Narcotic Violations	6,095	6,451	5.8
Drug Equipment Violations	5,961	6,284	5.4
Betting/Wagering			
Gambling Equipment Violations	6	4	-33.3
Operating/Promoting Gambling	1	1	0.0
Sports Tampering			
Pornography/Obscene Material	194	251	29.4
Prostitution	5	19	280.0
Prostitution - Assisting/Promoting	12	4	-66.7
Purchasing Prostitution	17	17	0.0
Weapon Law Violations	641	681	6.2
Total Group A Offenses	49,579	51,784	4.4

**“Top Five” Locations for
Group A Offenses to Occur:**

1. Residence/Home
2. Highway/Road Alley/Street
3. Parking Lots/Parking Garages
4. Hotel/Motels
5. Department/Discount Stores

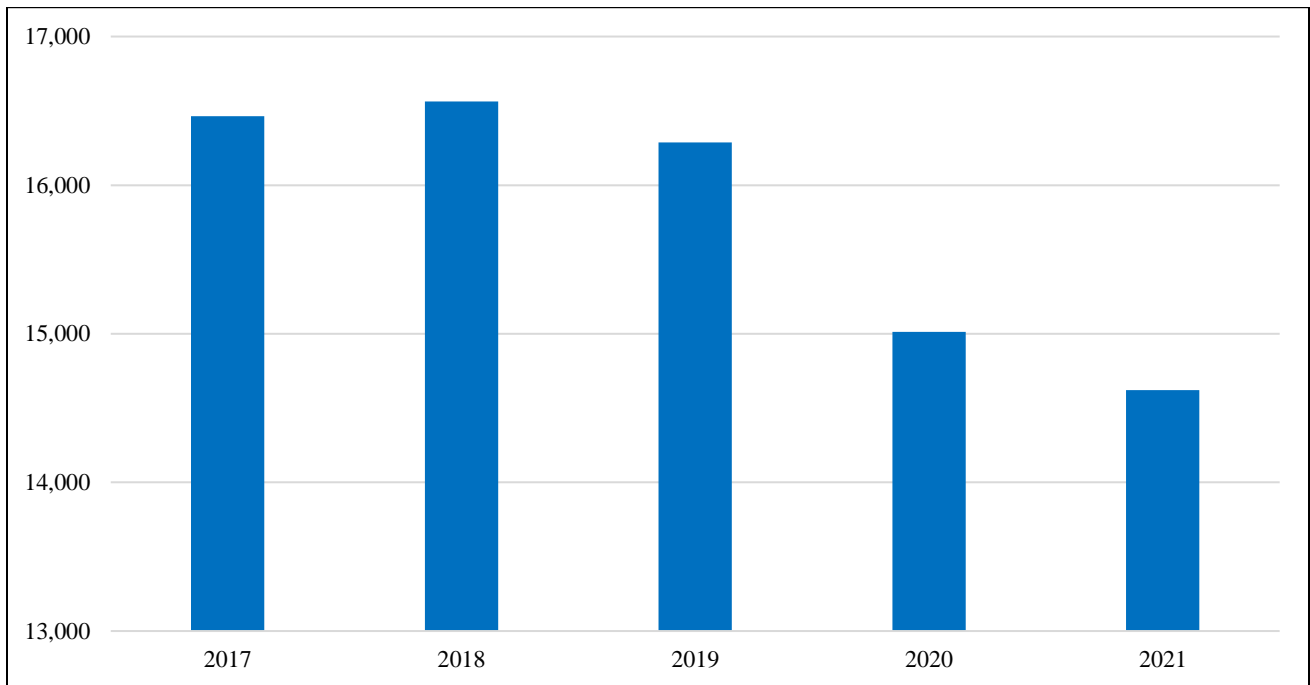
*The most frequent months of crime occurrence
were **July** and **August**.
the least frequent was **February**.*



**Arrest Totals for Group A Offenses
2017-2021**

Year	Juvenile	Adult	Total
2017	1,994	14,471	16,465
2018	1,834	14,729	16,563
2019	1,894	14,393	16,287
2020	1,597	13,415	15,012
2021	2,010	12,611	14,621

**Arrest Totals for Group A Offenses
2017-2021**



Reported Group A Incidents where Offender is Suspected of Using

Crimes Against Persons	Alcohol	Drugs/ Narcotics	Computer Equipment	Not Applicable
Murder	1	3		12
Negligent Manslaughter	3	3		5
Aggravated Assault	354	88	2	816
Simple Assault	1574	273	5	4036
Intimidation	226	94	57	1115
Stalking	34	11	62	436
Kidnapping/Abduction	21	12		78
Rape	64	28	2	244
Sodomy	7	3		37
Sexual Assault w/Object				7
Fondling	85	32	3	476
Incest	1			4
Statutory Rape	8	4	2	55
Commercial Sex Acts		2	1	4
Involuntary Servitude				
Crimes Against Property				
Arson	11	6		77
Bribery		1		2
Burglary	72	71	4	2765
Counterfeiting/Forgery	14	21	36	516
Destruction/Damage/Vandalism	293	133	1	4363
Embezzlement	1	5	5	90
Extortion/Blackmail			43	42
False Pretenses	80	92	135	1024
Credit Card/ATM Fraud	8	2	33	272
Impersonation	6	5	46	296
Welfare Fraud				9
Wire Fraud	1	1	47	109
Identity Theft		16	118	718
Hacking/Computer Invasion			25	25
Robbery	17	22		152
Motor Vehicle Theft	65	50		1841
Stolen Property Offenses	40	98	1	605
Pocket-picking				3
Purse-snatching				7
Shoplifting	71	27	2	1932
Theft From Building	15	14	2	741
Theft From Coin Machine				28
Theft From Motor Vehicle	34	28	3	2059
Theft of Motor Vehicle Parts	2	1		511
All Other Larceny/Theft	112	84	36	5736
Crimes Against Society				
Animal Cruelty	3	1		116
Drug/Narcotic Violations	374	4424	6	1943
Drug Equipment Violations	338	4254	5	1949
Betting/Wagering				
Operating/Promoting Gambling	1			3
Gambling Equipment Violations				1
Sports Tampering				
Pornography/Obscene Material	2	1	107	142
Prostitution			1	18
Prostitution - Assisting/Promoting				4
Purchasing Prostitution			3	14
Weapon Law Violations	77	170	1	451

* More than one category may be chosen for each offense so number will not equal the total offense counts.

Crimes Against Persons

Crimes Against Persons offenses are classified according to victim type which includes the offenses of murder/non-negligent manslaughter, rape, and assaults. For counting purposes, agencies should count one offense for each victim of a Crimes Against Persons (See the NIBRS offense definitions section beginning on page 159 of this publication for definitions of these and other offenses.)

In 2021, 12,060 Crimes Against Persons were reported in North Dakota. This is a 11.5 percent increase from the 2020 total of 10,815 crimes reported. In 2019, 10,539 crimes were reported.

Crimes Against Persons offenses comprised 23 percent of reported Group A crime offenses in North Dakota in 2021.

The Crimes Against Persons crime rate for 2021 is 1556.2 per 100,000, as compared to 1413.2 per 100,000 in 2020. This is a 10.1 percent increase in the Crimes Against Persons crime rate. In 2019, the Crimes Against Persons crime rate was 1383.0 per 100,000 population.

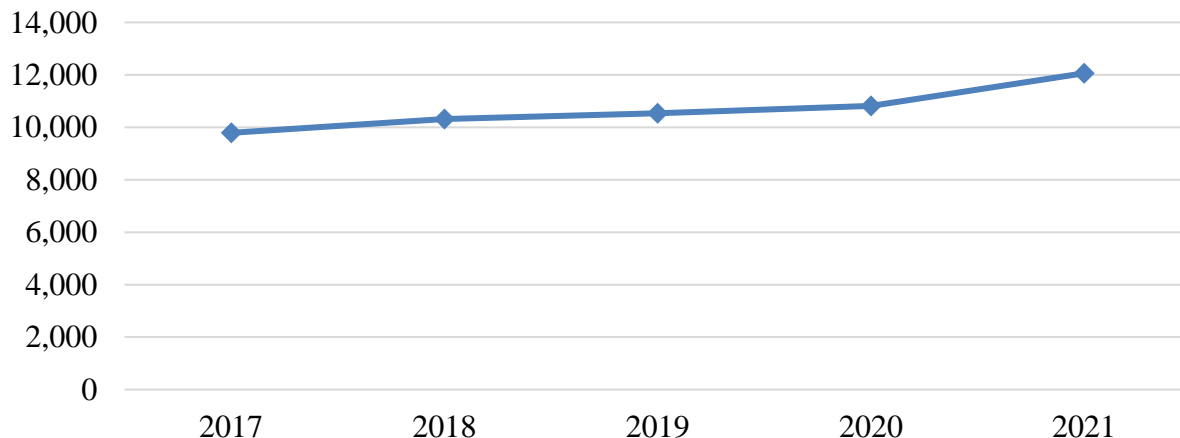
Over 45 percent of Crimes Against Persons offenses in 2021 were reported as cleared by arrest or exceptional means.

Of the 3,814 total arrests reported for Crimes Against Persons offenses, 18.8 percent were arrests of juveniles.

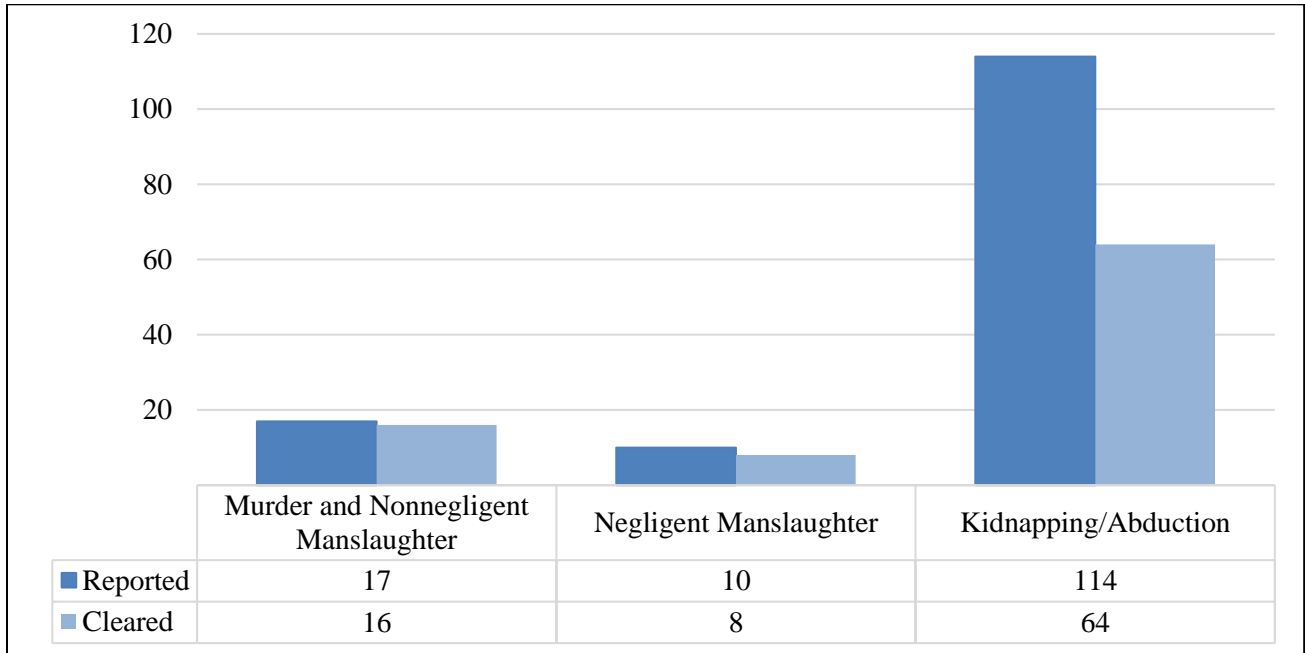
Crimes Against Persons Summary

Year	Population	Offenses	% Change in Number from Previous Year	Rate per 100,000 Population	% Change in Rate from Previous Year	Percent Cleared
2017	755,393	9,790	1.9%	1296.0	2.3%	49.1%
2018	760,077	10,310	5.3	1356.4	4.7	50.2
2019	762,062	10,539	2.2	1383.0	2.0	49.5
2020	765,309	10,815	2.6	1413.2	2.2	47.6
2021	774,948	12,060	11.5	1556.2	10.1	45.1

Crimes Against Persons Total Offenses, 2017-2021

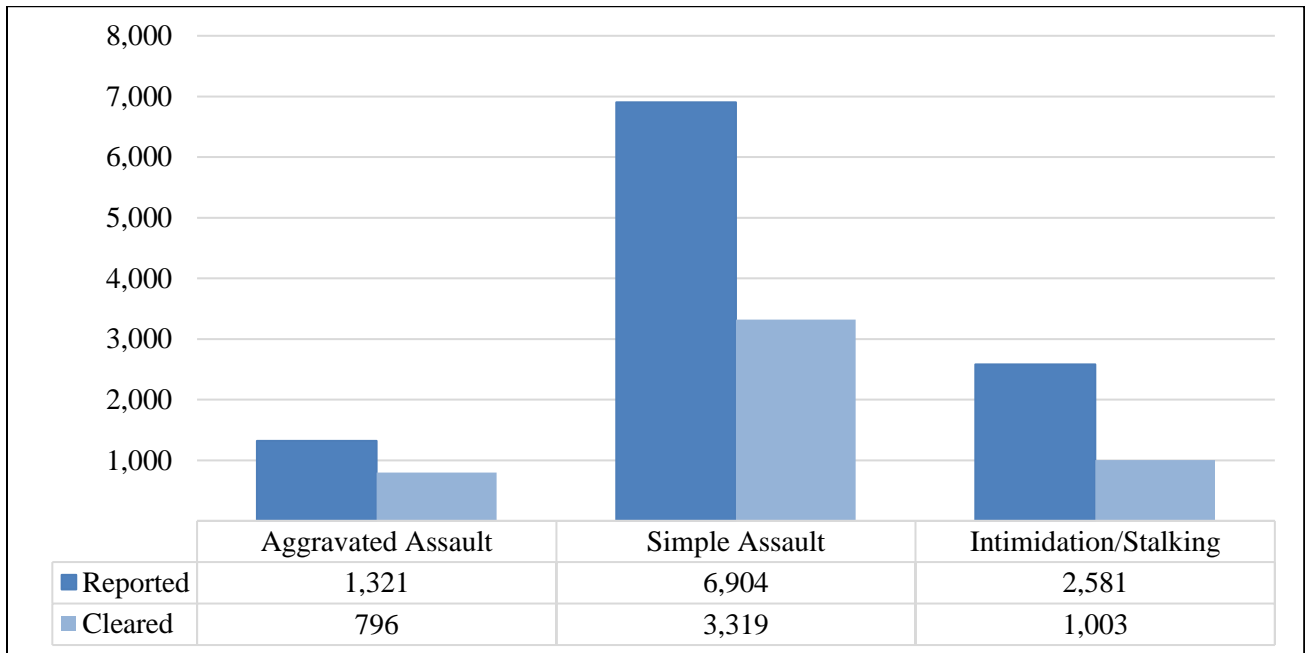


Crimes Against Persons Homicides & Kidnapping

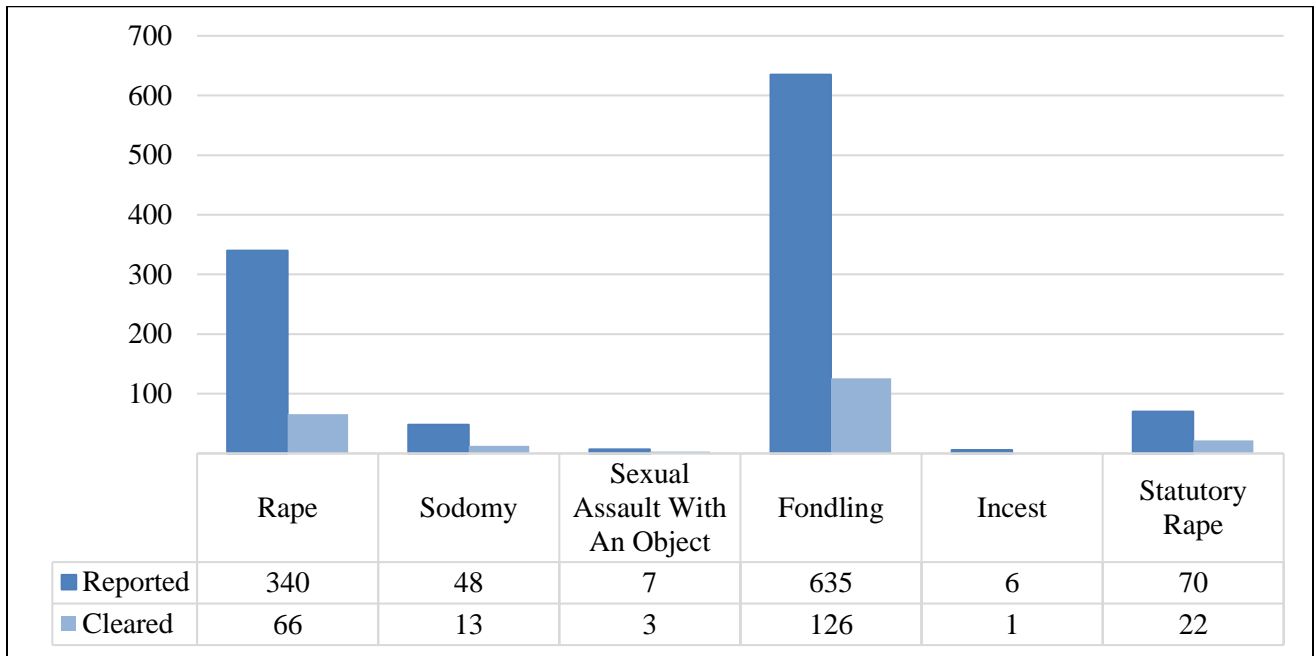


* For a full report see Homicide in ND, 2021.

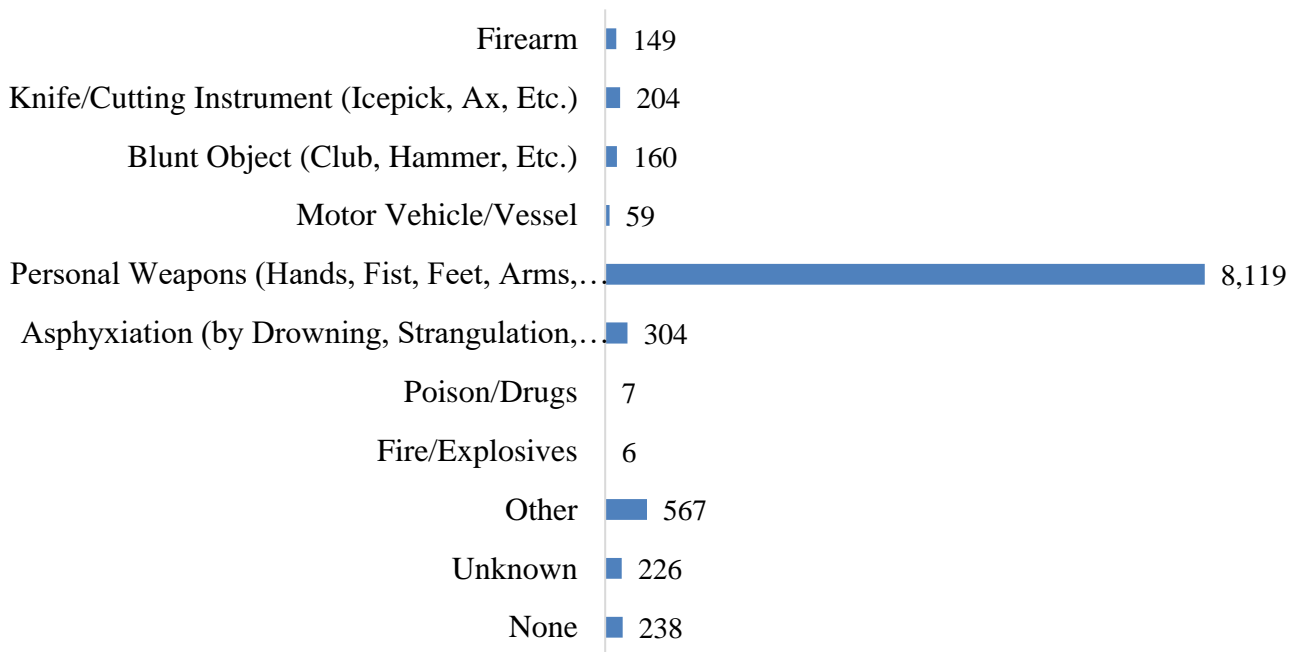
Crimes Against Persons Assault Offenses



Crimes Against Persons Sex Offenses



Crimes Against Persons Weapon Type, 2021



*Up to 3 weapon types may be selected for each incident.

Victim Relationships 2021

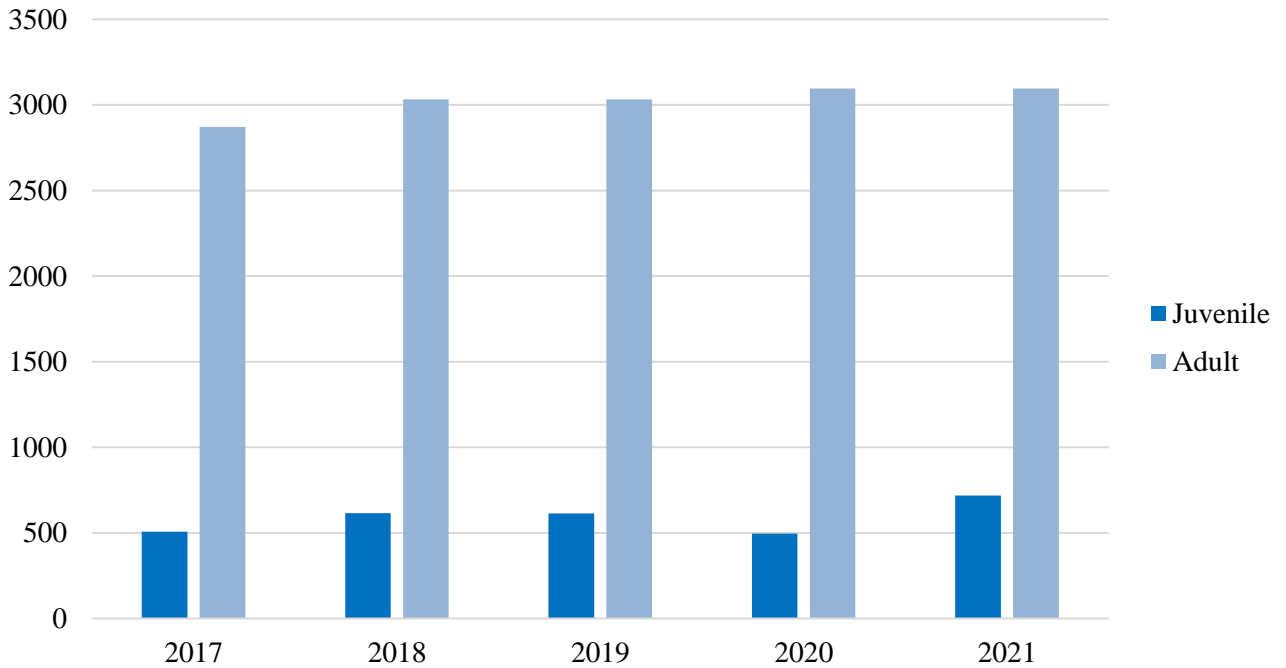
Victim to Offender Relationship	Total # of Victims	% of Total Victims
Boyfriend/Girlfriend	2,212	15.9%
Acquaintance	1,798	12.9
Unknown	1,451	10.4
Otherwise Known	1,366	9.8
Victim was Offender	1,251	9.0
Stranger	1,055	7.6
Former Boyfriend/Girlfriend	783	5.6
Spouse	714	5.1
Child	557	4.0
Friend	476	3.4
Parent	475	3.4
Sibling	430	3.1
On-duty Peace Officer	423	3.0
Other Family Member	221	1.6
Neighbor	213	1.5
Ex-Spouse	139	1.0
Stepchild	74	0.5
Child of Boyfriend/Girlfriend	53	0.4
In-Law	46	0.3
Stepparent	39	0.3
Employee	37	0.3
Grandchild	32	0.2
Grandparent	28	0.2
Babysittee (the baby/child)	26	0.2
Stepsibling	20	0.1
Employer	20	0.1

Homosexual relationships are collected within Boyfriend/Girlfriend in 2021

Arrests for Crimes Against Persons 2017-2021

Year	Juvenile	Adult	Total
2017	507	2,871	3,378
2018	616	3,032	3,648
2019	614	3,033	3,647
2020	496	3,095	3,591
2021	718	3,096	3,814

Arrests for Crimes Against Persons By Age Group 2017-2021



Crimes Against Property

Crimes Against Property includes the offenses of Burglary, Robbery, Fraud, Destruction/Damage/Vandalism, Larceny/Theft, Motor Vehicle Theft, Arson, Counterfeit/Forgery, Embezzlement, Extortion/Blackmail, Bribery and Stolen Property Offense.

In 2021, the total number of property crimes reported was 25,892. This is an increase of 0.6 percent from the 2020 total of 25,744.

Crimes Against Property accounted for 50 percent of the Group A offenses reported in North Dakota. The property crime rate increased 0.6 percent from 3363.9 per 100,000 population in 2020, to 3341.1 per 100,000 in 2021.

More than \$48.7 million worth of property was reported stolen in 2021, with 30.3 percent of that amount reported as recovered by law enforcement officials.

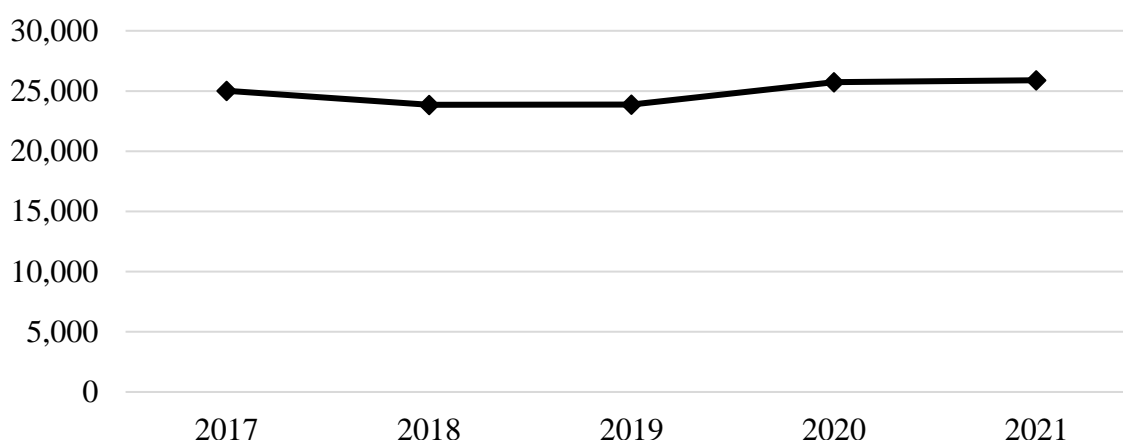
More than 19 percent of property crimes were cleared by arrest or exceptional means in 2021.

A total of 4,079 arrests was reported for property crimes. Of those, 16.1 percent were arrests of juveniles.

Crimes Against Property Summary

Year	Population	Property Offenses	% Change in Number from Previous Year	Rate per 100,000 Population	% Change in Rate from Previous Year	Percent Cleared
2017	755,393	25,012	-4.1%	3311.1	-3.8%	23.6%
2018	760,077	23,854	-4.6	3138.4	-5.2	23.2
2019	762,062	23,868	0.1	3132.0	-0.2	23.6
2020	765,309	25,744	7.9	3363.9	7.4	21.6
2021	774,948	25,892	0.6	3341.1	-0.7	19.7

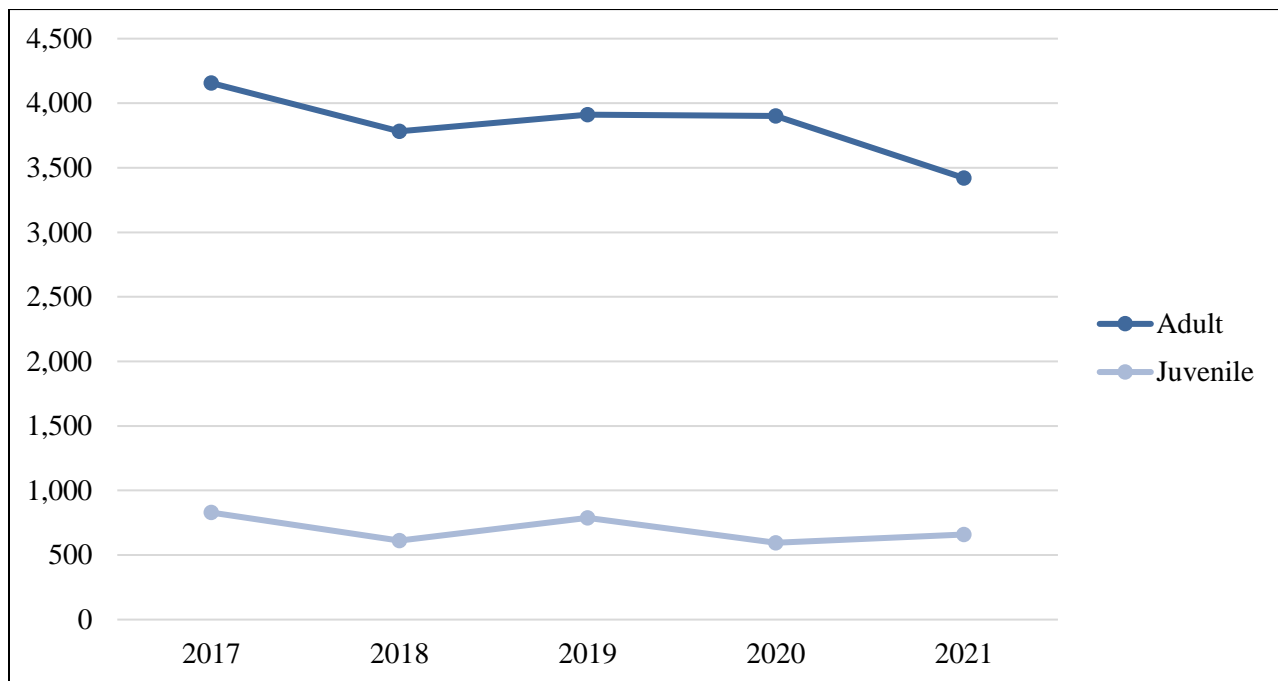
Crimes Against Property Totals, 2017-2021



Arrests for Crimes Against Property, 2017-2021

Year	Juvenile	Adult	Total
2017	829	4,156	4,985
2018	613	3,783	4,396
2019	788	3,910	4,698
2020	595	3,901	4,496
2021	658	3,421	4,079

Arrests for Crimes Against Property 2017-2021



Stolen Property Loss Due to Property Crime Offenses, 2017-2021

Year	Population	Total Stolen Property Loss	% Change from Previous Year	Property Loss per Capita	Percent Recovered
2017	755,393	\$37,265,230	-7.2%	\$49.33	33.8%
2018	760,077	39,393,532	5.7	51.83	33.2
2019	762,062	38,826,085	-1.4	50.95	33.0
2020	765,309	38,241,145	-1.5	49.97	35.8
2021	774,948	48,795,908	27.6	62.97	30.3

Crimes Against Society

Crimes Against Society includes the offenses of Drug/Narcotic Violations, Drug Equipment Violations, Prostitution Offenses, Weapon Violations, Gambling Offenses and Pornography/Obscene Material.

In 2021, the total number of Crimes Against Society reported was 13,832. This is an increase of 6.2 percent from the 2020 total of 13,020.

Crimes Against Society accounted for 27 percent of the Group A offenses reported in North Dakota. The Crimes Against Society rate increased 4.9 percent from 1701.3 per 100,000 population in 2020, to 1784.9 per 100,000 in 2021.

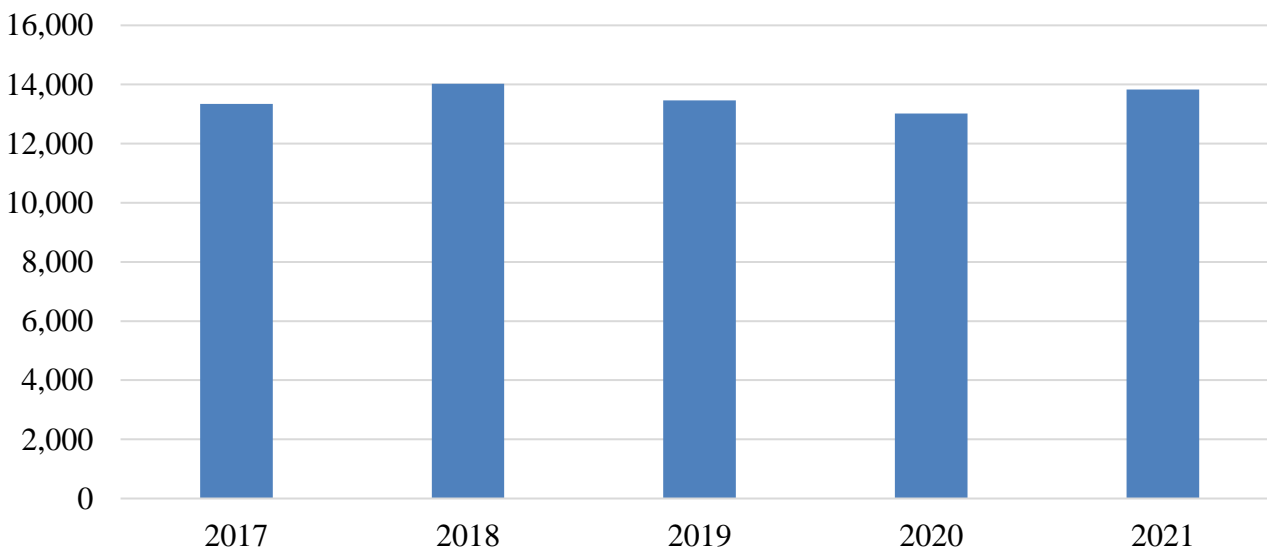
More than 74 percent of Crimes Against Society were cleared by arrest or exceptional means in 2021.

A total of 6,728 arrests were reported for Crimes Against Society. Of those, 9.4 percent were arrests of juveniles.

Crimes Against Society Summary

Year	Population	Crimes Against Society Offenses	% Change in Number from Previous Year	Rate per 100,000 Population	% Change in Rate from Previous Year	Percent Cleared
2017	755,393	13,346	7.4%	1766.8	7.8%	84.4%
2018	760,077	14,024	5.1	1845.1	4.4	84.9
2019	762,062	13,464	-4.0	1766.8	-4.2	83.4
2020	765,309	13,020	-3.3	1701.3	-3.7	77.2
2021	774,948	13,832	6.2	1784.9	4.9	74.4

Crimes Against Society, 2017-2021



**Crimes Against Society
By Offense Type
2017-2021**

Offense Type	2017	2018	2019	2020	2021
Animal Cruelty	45	82	100	88	120
Drug/Narcotic Violations	6,453	6,884	6,444	6,095	6,451
Drug Equipment Violations	5,971	6,250	6,087	5,961	6,284
Betting/Wagering					
Operating/Promoting Gambling	3		1	6	4
Gambling Equipment Violations			1	1	1
Sports Tampering					
Pornography/Obscene Material	172	139	178	194	251
Prostitution	20	5	14	5	19
Prostitution Assisting/Promoting	4	6	13	12	4
Purchasing Prostitution	45	12	17	17	17
Weapon Law Violations	633	646	609	641	681

**Crimes Against Society
Arrest By Gender 2017-2021**

Year	Female	Male	Total
2017	2,363	5,739	8,102
2018	2,583	5,936	8,519
2019	2,418	5,524	7,942
2020	2,141	4,784	6,925
2021	2,124	4,604	6,728

**Crimes Against Society
Arrest By Age Group 2017-2021**

Year	Juvenile	Adult	Total
2017	658	7,444	8,102
2018	605	7,914	8,519
2019	492	7,450	7,942
2020	506	6,419	6,925
2021	634	6,094	6,728

Group B Offenses

Group B arrests include the offenses of Bad Checks, Curfew/Loitering/Vagrancy, Disorderly Conduct, Driving Under the Influence (DUI), Non-Violent Family Offenses, Liquor Law Violations, Peeping Tom, and Trespassing.

In 2021, the total number of Group B arrests reported was 14,051. This is a decrease of 2.4 percent from the 2020 total of 14,395.

Group B arrests accounted for 49 percent of all arrests reported in North Dakota.

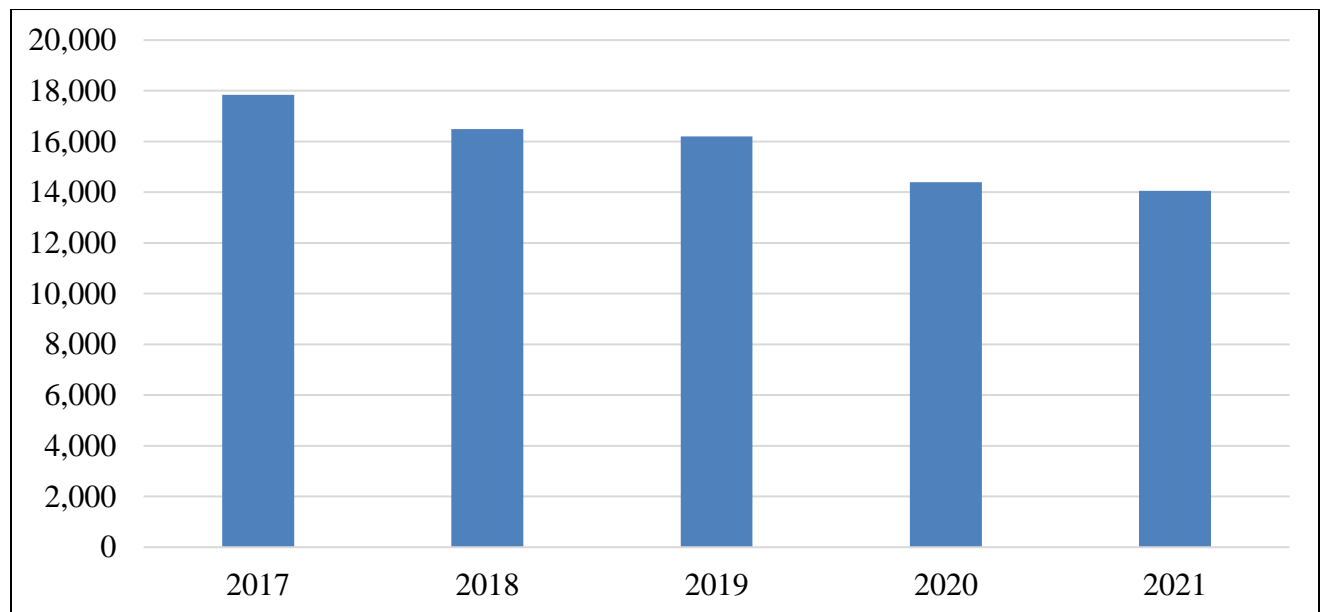
More than 70 percent of the total Group B arrests were of male in 2021.

In 2021, juvenile arrests accounted for 14.6 percent of Group B arrests.

Group B Arrests Summary

Year	Population	Group B Offenses	% Change in Number from Previous Year	Rate per 100,000 Population	% Change in Rate from Previous Year
2017	755,393	17,844	7.4%	2362.2	7.8%
2018	760,077	16,493	-7.6	2169.9	-8.1
2019	762,062	16,202	-1.8	2126.1	-2.0
2020	765,309	14,395	-11.2	1880.9	-11.5
2021	774,948	14,051	-2.4	1813.2	-3.6

Group B Arrests Summary 2017-2021



**Group B Arrests
By Offense Type
2017-2021**

Offense Type	2017	2018	2019	2020	2021
Bad Checks	45	43	68	20	13
Curfew/Loitering/Vagrancy	107	110	70	174	79
Disorderly Conduct	1,833	1,590	1,738	1,139	1,312
DUI	5,597	5,148	4,828	4,175	4,040
Family-Non Violent	295	357	448	328	332
Liquor Law Violations	2,893	2,629	2,473	2,615	2,088
Peeping Tom	3	2	1		2
Trespass	965	912	1,026	950	910
All Other Offenses	6,106	5,702	5,550	4,994	5,275

**Group B Arrests
By Gender 2017-2021**

Year	Female	Male	Total
2017	5,274	12,570	17,844
2018	4,588	11,905	16,493
2019	4,593	11,609	16,202
2020	4,178	10,217	14,395
2021	4,184	9,867	14,051

**Group B Arrests
By Age Group 2017-2021**

Year	Juvenile	Adult	Total
2017	2,362	15,482	17,844
2018	2,175	14,318	16,493
2019	2,258	13,944	16,202
2020	1,811	12,584	14,395
2021	2,047	12,004	14,051

ARREST ANALYSIS

Arrests in 2021

Although primarily an indication of law enforcement activity, the number of arrests reported does provide a limited profile of the perpetrators of crime, especially for those crimes that have high clearance rates. Differing arrest practices, policies, and enforcement emphasis among agencies influence the volume of arrests for various offenses, particularly those against public order such as vagrancy, disorderly conduct, and related violations. However, arrests for serious crimes, e.g., robbery or burglary, are more likely to be uniform throughout all jurisdictions across the state.

The NIBRS program requires that an arrest be counted for each separate occasion an individual is taken into custody. Although several charges may be lodged against a person at the time of the arrest, only one arrest is counted for each time the person is taken into custody.

North Dakota law enforcement agencies reported 28,672 arrests in 2021. A total of 29,407 arrests was reported in 2020.

In 2021, over 14 percent of total arrests were arrests of juveniles. More than 65 percent of the total was arrests of males.

The total of 6,790 reported arrests for DUI and liquor law violations represents 23.7 percent of the total arrests reported in the state of North Dakota in 2021. Arrests for DUI decreased from 4,175 in 2020 to 4,040 in 2021. Liquor law violation arrests decreased 20.2 percent from 2,615 in 2020 to 2,088 reported in 2021.

More than 68 percent of total arrests were white; over 17 percent were Native American.

These statistics are provided by local law enforcement agencies that contribute to the North Dakota IBR program. When available, only homicide arrest figures for reservations in the state are included in these totals. Tribal law enforcement agencies do not participate in the ND IBR program.

**Annual Comparison of Reported Arrests,
2020-2021**

Number of Arrestees	2020	2021	% Change
Crimes Against Persons			
Murder	29	15	-48.3%
Negligent Manslaughter	4	4	0.0
Kidnapping/Abduction	25	24	-4.0
Rape	39	46	17.9
Sodomy	8	5	-37.5
Sexual Assault w/Object	1		-100.0
Fondling	60	66	10.0
Incest	2		-100.0
Statutory Rape	21	21	0.0
Aggravated Assault	644	638	-0.9
Simple Assault	2,243	2,439	8.7
Intimidation	483	507	5.0
Stalking	32	49	53.1
Commercial Sex Acts			
Involuntary Servitude			
Crimes Against Property			
Arson	18	34	88.9
Bribery			
Burglary	341	323	-5.3
Counterfeiting/Forgery	165	109	-33.9
Destruction/Damage/Vandalism	478	513	7.3
Embezzlement	36	28	-22.2
Extortion/Blackmail	6	1	-83.3
False Pretenses	370	412	11.4
Credit Card/ATM Fraud	18	11	-38.9
Impersonation	80	41	-48.8
Welfare Fraud		1	
Wire Fraud	2	2	0.0
Identity Theft	58	80	37.9
Hacking / Computer Invasion		1	
Motor Vehicle Theft	282	226	-19.9
Robbery	63	54	-14.3
Stolen Property Offenses	339	344	1.5
Pocket-picking	1	5	400.0
Purse-snatching		1	
Shoplifting	1,382	1,047	-24.2
Theft From Building	83	66	-20.5
Theft From Coin Machine		1	
Theft From Motor Vehicle	139	154	10.8
Theft of Motor Vehicle Parts	6	7	16.7
All Other Larceny/Theft	629	618	-1.7

**Annual Comparison of Reported Arrests,
2020-2021
Continued**

Number of Arrestees	2020	2021	% Change
Crimes Against Society			
Animal Cruelty	10	23	130.0
Drug/Narcotic Violations	4,262	4,201	-1.4
Drug Equipment Violations	2,328	2,200	-5.5
Betting/Wagering			
Gambling Equipment Violations			
Operating/Promoting Gambling		2	
Sports Tampering			
Pornography/Obscene Material	31	45	45.2
Prostitution	4	2	-50.0
Prostitution - Assisting/Promoting	7	1	-85.7
Purchasing Prostitution	3	3	0.0
Weapon Law Violations	280	251	-10.4
Group B Offenses			
Bad Checks	20	13	-35.0
Curfew/Loitering/Vagrancy	174	79	-54.6
Disorderly Conduct	1,139	1,312	15.2
Driving Under the Influence	4,175	4,040	-3.2
Family-Non Violent	328	332	1.2
Liquor Law Violations	2,615	2,088	-20.2
Peeping Tom		2	
Trespass	950	910	-4.2
All Other Offenses	4,994	5,275	5.6
Total Arrests	29,407	28,672	-2.5

Juvenile and Adult Arrests, 2021

Number of Arrestees	Juvenile	Adult	Total
Crimes Against Persons			
Murder		15	15
Negligent Manslaughter	1	3	4
Kidnapping/Abduction	1	23	24
Rape	13	33	46
Sodomy	1	4	5
Sexual Assault w/Object			
Fondling	22	44	66
Incest			
Statutory Rape	2	19	21
Aggravated Assault	52	586	638
Simple Assault	502	1,937	2,439
Intimidation	122	385	507
Stalking	2	47	49
Commercial Sex Acts			
Involuntary Servitude			
Crimes Against Property			
Arson	4	30	34
Bribery			
Burglary	42	281	323
Counterfeiting/Forgery		109	109
Destruction/Damage/Vandalism	194	319	513
Embezzlement	1	27	28
Extortion/Blackmail	1		1
False Pretenses	13	399	412
Credit Card/ATM Fraud	2	9	11
Impersonation	5	36	41
Welfare Fraud		1	1
Wire Fraud		2	2
Identity Theft	6	74	80
Hacking / Computer Invasion		1	1
Motor Vehicle Theft	51	175	226
Robbery	2	52	54
Stolen Property Offenses	36	308	344
Pocket-picking		5	5
Purse-snatching		1	1
Shoplifting	145	902	1,047
Theft From Building	14	52	66
Theft From Coin Machine		1	1
Theft From Motor Vehicle	28	126	154
Theft of Motor Vehicle Parts	1	6	7
All Other Larceny/Theft	113	505	618

**Juvenile and Adult Arrests
By Offense, 2021
Continued**

Number of Arrestees	Juvenile	Adult	Total
Crimes Against Society			
Animal Cruelty	1	22	23
Drug/Narcotic Violations	453	3,748	4,201
Drug Equipment Violations	140	2,060	2,200
Betting/Wagering			
Gambling Equipment Violations			
Operating/Promoting Gambling		2	2
Sports Tampering			
Pornography/Obscene Material	24	21	45
Prostitution		2	2
Prostitution - Assisting/Promoting		1	1
Purchasing Prostitution		3	3
Weapon Law Violations	16	235	251
Group B Offenses			
Bad Checks		13	13
Curfew/Loitering/Vagrancy	79		79
Disorderly Conduct	654	658	1,312
Driving Under the Influence	32	4,008	4,040
Family-Non Violent	211	121	332
Liquor Law Violations	334	1,754	2,088
Peeping Tom	1	1	2
Trespass	61	849	910
All Other Offenses	675	4,600	5,275
Total Arrests	4,057	24,615	28,672

Arrests by Gender, 2021

Number of Arrestees	Female	Male	Total
Crimes Against Persons			
Murder	2	13	15
Negligent Manslaughter	0	4	4
Kidnapping/Abduction	5	19	24
Rape	2	44	46
Sodomy		5	5
Sexual Assault w/Object			
Fondling	4	62	66
Incest			
Statutory Rape		21	21
Aggravated Assault	113	525	638
Simple Assault	877	1,562	2,439
Intimidation	84	423	507
Stalking	11	38	49
Commercial Sex Acts			
Involuntary Servitude			
Crimes Against Property			
Arson	7	27	34
Bribery			
Burglary	78	245	323
Counterfeiting/Forgery	37	72	109
Destruction/Damage/Vandalism	124	389	513
Embezzlement	19	9	28
Extortion/Blackmail		1	1
False Pretenses	137	275	412
Credit Card/ATM Fraud	4	7	11
Impersonation	11	30	41
Welfare Fraud	1		1
Wire Fraud		2	2
Identity Theft	36	44	80
Hacking / Computer Invasion		1	1
Motor Vehicle Theft	54	172	226
Robbery	13	41	54
Stolen Property Offenses	75	269	344
Pocket-picking	2	3	5
Purse-snatching	1		1
Shoplifting	487	560	1,047
Theft From Building	26	40	66
Theft From Coin Machine		1	1
Theft From Motor Vehicle	24	130	154
Theft of Motor Vehicle Parts		7	7
All Other Larceny/Theft	202	416	618

Arrests by Gender, 2021
Continued

Number of Arrestees	Female	Male	Total
Crimes Against Society			
Animal Cruelty	7	16	23
Drug/Narcotic Violations	1,311	2,890	4,201
Drug Equipment Violations	769	1,431	2,200
Betting/Wagering			
Gambling Equipment Violations			
Operating/Promoting Gambling		2	2
Sports Tampering			
Pornography/Obscene Material	6	39	45
Prostitution	2		2
Prostitution - Assisting/Promoting		1	1
Purchasing Prostitution		3	3
Weapon Law Violations	29	222	251
Group B Offenses			
Bad Checks	8	5	13
Curfew/Loitering/Vagrancy	31	48	79
Disorderly Conduct	425	887	1,312
Driving Under the Influence	993	3,047	4,040
Family-Non Violent	178	154	332
Liquor Law Violations	710	1,378	2,088
Peeping Tom		2	2
Trespass	236	674	910
All Other Offenses	1,603	3,672	5,275
Total Arrests	8,744	19,928	28,672

Arrests by Race, 2021

Number of Arrestees	White	African American	Amer. Indian/Alaskan Native	Asian/Pacific Islander	Native Hawaiian	Unk	Total
Crimes Against Persons							
Murder	3	8	3	1			15
Negligent Manslaughter	2		2				4
Kidnapping/Abduction	10	6	7			1	24
Rape	25	10	10			1	46
Sodomy	2	1	2				5
Sexual Assault w/Object							
Fondling	42	12	8			4	66
Incest							
Statutory Rape	15	1	5				21
Aggravated Assault	362	147	115	6	1	7	638
Simple Assault	1,530	387	454	22		46	2,439
Intimidation	340	93	64	3		7	507
Stalking	40	4	2			3	49
Commercial Sex Acts							
Involuntary Servitude							
Crimes Against Property							
Arson	21	4	9				34
Bribery							
Burglary	206	36	75	1		5	323
Counterfeiting/Forgery	75	12	20			2	109
Destruction/Damage/Vandalism	331	57	111	6	2	6	513
Embezzlement	19	6				3	28
Extortion/Blackmail	1						1
False Pretenses	238	37	118	1		18	412
Credit Card/ATM Fraud	6	3	1	1			11
Impersonation	25	9	7				41
Welfare Fraud	1						1
Wire Fraud	1	1					2
Identity Theft	53	11	14			2	80
Hacking / Computer Invasion	1						1
Motor Vehicle Theft	129	24	69			4	226
Robbery	23	15	16				54
Stolen Property Offenses	216	46	74	3		5	344
Pocket-picking	4		1				5
Purse-snatching	1						1
Shoplifting	698	98	240	6		5	1,047
Theft From Building	40	7	18	1			66
Theft From Coin Machine	1						1

**Arrests by Race, 2021
Continued**

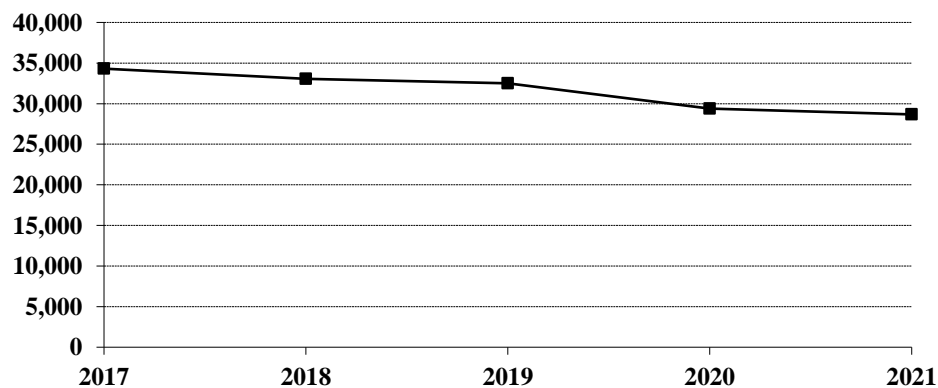
Number of Arrestees	White	African American	Amer. Indian/ Alaskan Native	Asian/ Pacific Islander	Native Hawaiian	Unk	Total
Crimes Against Property – cont.							
Theft From Motor Vehicle	101	9	38	3		3	154
Theft of Motor Vehicle Parts	7						7
All Other Larceny/Theft	415	88	104	1		10	618
Crimes Against Society							
Animal Cruelty	19	2	1			1	23
Drug/Narcotic Violations	2,752	608	720	29	3	89	4,201
Drug Equipment Violations	1,462	175	499	11		53	2,200
Betting/Wagering							
Gambling Equipment Violations							
Operating/Promoting Gambling	1	1					2
Sports Tampering							
Pornography/Obscene Material	33	7	2	1	1	1	45
Prostitution	2						2
Prostitution - Assisting/Promoting	1						1
Purchasing Prostitution	2			1			3
Weapon Law Violations	161	41	37	3		9	251
Group B Offenses							
Bad Checks	13						13
Curfew/Loitering/Vagrancy	54	8	14	3			79
Disorderly Conduct	871	179	216	19		27	1,312
Driving Under the Influence	3,182	254	428	38	2	136	4,040
Family-Non Violent	212	19	84	2		15	332
Liquor Law Violations	1,605	130	292	13		48	2,088
Peeping Tom	2						2
Trespass	511	142	241	3		13	910
All Other Offenses	3,665	681	814	31		84	5,275
Total Arrests	19,532	3,379	4,935	209	9	608	28,672

Arrests 2017-2021

Arrest Summary

Year	Population	Arrest Total	% Change from Previous Year	Rate per 100,000 Pop.
2017	755,393	34,309	6.1%	4541.9
2018	760,077	33,056	-3.7	4349.0
2019	762,062	32,489	-1.7	4263.3
2020	765,309	29,407	-9.5	3842.5
2021	774,948	28,672	-2.5	3699.9

Arrest Totals, 2017-2021



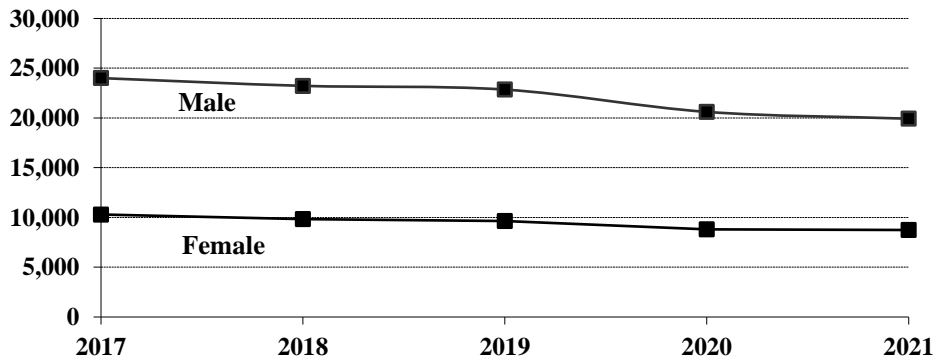
Arrests By Age Group 2017-2021

Age Group	2017	2018	2019	2020	2021
Under 10	72	71	39	6	4
10 - 17	4,284	3,938	4,113	3,402	4,053
18 - 24	9,286	8,316	7,352	6,751	5,957
25 - 34	10,595	10,384	10,215	9,482	8,628
35 - 44	5,429	5,776	6,005	5,612	5,767
45 - 54	3,029	2,932	3,013	2,537	2,571
55 - 64	1,381	1,344	1,455	1,305	1,352
65 and over	233	295	297	312	340

Arrests By Gender, 2017-2021

Year	Male	% of Total	Female	% of Total	Total
2017	24,007	70.0%	10,302	30.0%	34,309
2018	23,229	70.3	9,827	29.7	33,056
2019	22,853	70.3	9,636	29.7	32,489
2020	20,614	70.1	8,793	29.9	29,407
2021	19,928	69.5	8,744	30.5	28,672

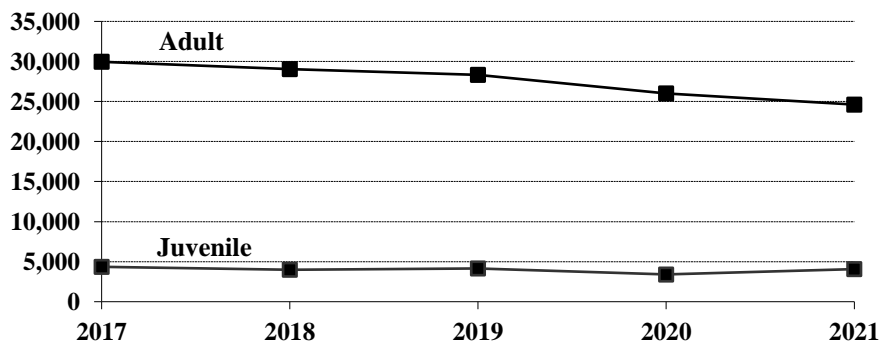
Arrests By Gender, 2017-2021



Juvenile and Adult Arrests 2017-2021

Year	Juvenile	Percent of Total	Adult	Percent of Total	Total
2017	4,356	12.7%	29,953	87.3%	34,309
2018	4,009	12.1	29,047	87.9	33,056
2019	4,152	12.8	28,337	87.2	32,489
2020	3,408	11.6	25,999	88.4	29,407
2021	4,057	14.1	24,615	85.9	28,672

Juvenile and Adult Arrests 2017-2021



Arrests by Offense, 2017-2021

Number of Arrestees	2017	2018	2019	2020	2021
Crimes Against Persons					
Murder	9	12	21	29	15
Negligent Manslaughter	2	2	3	4	4
Kidnapping/Abduction	19	35	25	25	24
Rape	48	39	54	39	46
Sodomy	4	7	7	8	5
Fondling	77	53	72	60	66
Sexual Assault w/Object	1	1	1	1	
Incest	4	2	2	2	
Statutory Rape	24	28	19	21	21
Aggravated Assault	575	606	615	644	638
Simple Assault	2,220	2,360	2,345	2,243	2,439
Intimidation	371	461	451	483	507
Stalking	23	40	32	32	49
Commercial Sex Acts	1	2			
Involuntary Servitude					
Crimes Against Property					
Arson	14	9	21	18	34
Bribery		2	2		
Burglary	316	256	310	341	323
Counterfeiting/Forgery	143	141	161	165	109
Destruction/Damage/Vandalism	463	442	501	478	513
Embezzlement	53	34	49	36	28
Extortion/Blackmail				6	1
False Pretenses	229	227	271	370	412
Credit Card/ATM Fraud	30	25	37	18	11
Impersonation	66	32	64	80	41
Welfare Fraud					1
Wire Fraud	1	1		2	2
Identity Theft	37	40	55	58	80
Hacking / Computer Invasion					1
Motor Vehicle Theft	206	216	235	282	226
Robbery	68	63	63	63	54
Stolen Property Offenses	285	277	305	339	344
Pocket-picking				1	5
Purse-snatching	1		1		1
Shoplifting	2,010	1,634	1,659	1,382	1,047
Theft From Building	127	133	122	83	66
Theft From Coin Machine		4	2		1
Theft From Motor Vehicle	108	103	123	139	154
Theft of Motor Vehicle Parts	3	1	2	6	7
All Other Larceny/Theft	825	756	715	629	618

Arrests by Offense, 2017-2021
Continued

Number of Arrestees	2017	2018	2019	2020	2021
Crimes Against Society					
Animal Cruelty	10	13	22	10	23
Drug/Narcotic Violations	5,078	5,455	5,009	4,262	4,201
Drug Equipment Violations	2,646	2,675	2,547	2,328	2,200
Betting/Wagering					
Gambling Equipment Violations					
Operating/Promoting Gambling	1	1	2		2
Sports Tampering					
Pornography/Obscene Material	32	23	38	31	45
Prostitution	21	7	14	4	2
Prostitution - Assisting/Promoting		2	5	7	1
Purchasing Prostitution	17	2		3	3
Weapon Law Violations	297	341	305	280	251
Group B Offenses					
Bad Checks	45	43	68	20	13
Curfew/Loitering/Vagrancy	107	110	70	174	79
Disorderly Conduct	1,833	1,590	1,738	1,139	1,312
Driving Under the Influence	5,597	5,148	4,828	4,175	4,040
Family-Non Violent	295	357	448	328	332
Liquor Law Violations	2,893	2,629	2,473	2,615	2,088
Peeping Tom	3	2	1		2
Trespass	965	912	1,026	950	910
All Other Offenses	6,106	5,702	5,550	4,994	5,275
Total Arrests	34,309	33,056	32,489	29,407	28,672

Juvenile Arrests by Offense, 2017-2021

Number of Arrestees	2017	2018	2019	2020	2021
Crimes Against Persons					
Murder			2		
Negligent Manslaughter					1
Kidnapping/Abduction		5	1	1	1
Rape	10	14	4	8	13
Sodomy	2	4	2	4	1
Fondling	33	21	30	21	22
Sexual Assault w/Object		1			
Incest	1	1			
Statutory Rape	5	8	1	5	2
Aggravated Assault	40	63	51	45	52
Simple Assault	349	406	441	333	502
Intimidation	64	90	78	75	122
Stalking	3	3	4	4	2
Commercial Sex Acts					
Involuntary Servitude					
Crimes Against Property					
Arson	4	2	8	4	4
Bribery					
Burglary	50	44	69	49	42
Counterfeiting/Forgery	5	4	4	8	
Destruction/Damage/Vandalism	143	122	183	155	194
Embezzlement	7	2	5	3	1
Extortion/Blackmail				2	1
False Pretenses	5	4	5	21	13
Credit Card/ATM Fraud	4	6	6	2	2
Impersonation	3	8	1	5	5
Welfare Fraud					
Wire Fraud				2	
Identity Theft	4	2	2	1	6
Hacking / Computer Invasion					
Motor Vehicle Theft	46	51	59	62	51
Robbery	8	9	7	7	2
Stolen Property Offenses	23	21	16	36	36
Pocket-picking					
Purse-snatching					
Shoplifting	350	189	237	135	145
Theft From Building	19	25	27	13	14
Theft From Coin Machine		1	1		
Theft From Motor Vehicle	23	11	30	31	28
Theft of Motor Vehicle Parts				1	1
All Other Larceny/Theft	135	112	128	58	113

Juvenile Arrests by Offense, 2017-2021
Continued

Number of Arrestees	2017	2018	2019	2020	2021
Crimes Against Society					
Animal Cruelty		1			1
Drug/Narcotic Violations	439	430	332	324	453
Drug Equipment Violations	173	143	124	156	140
Betting/Wagering					
Gambling Equipment Violations					
Operating/Promoting Gambling					
Sports Tampering					
Pornography/Obscene Material	14	8	14	13	24
Prostitution	2				
Prostitution - Assisting/Promoting					
Purchasing Prostitution					
Weapon Law Violations	30	23	22	13	16
Group B Offenses					
Bad Checks					
Curfew/Loitering/Vagrancy	106	106	69	170	79
Disorderly Conduct	658	644	740	429	654
Driving Under the Influence	24	41	23	48	32
Family-Non Violent	163	244	299	230	211
Liquor Law Violations	478	385	410	449	334
Peeping Tom	1	2			1
Trespass	67	24	37	34	61
All Other Offenses	865	729	680	451	675
Total Arrests	4,356	4,009	4,152	3,408	4,057

Juvenile Arrests
By Gender 2017-2021

Year	Male	% of Total	Female	% of Total	Total
2017	2,564	58.9%	1,792	41.1%	4,356
2018	2,466	61.5	1,543	38.5	4,009
2019	2,622	63.2	1,530	36.8	4,152
2020	2,027	59.5	1,381	40.5	3,408
2021	2,478	61.7	1,579	38.9	4,057

Adult Arrests by Offense, 2017-2021

Number of Arrestees	2017	2018	2019	2020	2021
Crimes Against Persons					
Murder	9	12	19	29	15
Negligent Manslaughter	2	2	3	4	3
Kidnapping/Abduction	19	30	24	24	23
Rape	38	25	50	31	33
Sodomy	2	3	5	4	4
Fondling	44	32	42	39	44
Sexual Assault w/Object	1		1	1	
Incest	3	1	2	2	
Statutory Rape	19	20	18	16	19
Aggravated Assault	535	543	564	599	586
Simple Assault	1,871	1,954	1,904	1,910	1,937
Intimidation	307	371	373	408	385
Stalking	20	37	28	28	47
Commercial Sex Acts	1	2			
Involuntary Servitude					
Crimes Against Property					
Arson	10	7	13	14	30
Bribery		2	2		
Burglary	266	212	241	292	281
Counterfeiting/Forgery	138	137	157	157	109
Destruction/Damage/Vandalism	320	320	318	323	319
Embezzlement	46	32	44	33	27
Extortion/Blackmail				4	
False Pretenses	224	223	266	349	399
Credit Card/ATM Fraud	26	19	31	16	9
Impersonation	63	24	63	75	36
Welfare Fraud					1
Wire Fraud	1	1			2
Identity Theft	33	38	53	57	74
Hacking/Computer Invasion					1
Motor Vehicle Theft	160	165	176	220	175
Robbery	60	54	56	56	52
Stolen Property Offenses	262	256	289	303	308
Pocket-picking				1	5
Purse-snatching	1		1		1
Shoplifting	1,660	1,445	1,422	1,247	902
Theft From Building	108	108	95	70	52
Theft From Coin Machine		3	1		1
Theft From Motor Vehicle	85	92	93	108	126
Theft of Motor Vehicle Parts	3	1	2	5	6
All Other Larceny/Theft	690	644	587	571	505

Adult Arrests by Offense, 2017-2021
Continued

Number of Arrestees	2017	2018	2019	2020	2021
Crimes Against Society					
Animal Cruelty	10	12	22	10	22
Drug/Narcotic Violations	4,639	5,025	4,677	3,938	3,748
Drug Equipment Violations	2,473	2,532	2,423	2,172	2,060
Betting/Wagering					
Gambling Equipment Violations					
Operating/Promoting Gambling	1	1	2		2
Sports Tampering					
Pornography/Obscene Material	18	15	24	18	21
Prostitution	19	7	14	4	2
Prostitution - Assisting/Promoting		2	5	7	1
Purchasing Prostitution	17	2		3	3
Weapon Law Violations	267	318	283	267	235
Group B Offenses					
Bad Checks	45	43	68	20	13
Curfew/Loitering/Vagrancy	1	4	1	4	
Disorderly Conduct	1,175	946	998	710	658
Driving Under the Influence	5,573	5,107	4,805	4,127	4,008
Family-Non Violent	132	113	149	98	121
Liquor Law Violations	2,415	2,244	2,063	2,166	1,754
Peeping Tom	2		1		1
Trespass	898	888	989	916	849
All Other Offenses	5,241	4,973	4,870	4,543	4,600
Total Arrests	29,953	29,047	28,337	25,999	24,615

Adult Arrests
By Gender, 2017-2021

Year	Male	% of Total	Female	% of Total	Total
2017	21,443	71.6%	8,510	28.4%	29,953
2018	20,763	71.5	8,284	28.5	29,047
2019	20,231	71.4	8,106	28.6	28,337
2020	18,587	71.5	7,412	28.5	25,999
2021	17,450	70.9	7,165	29.1	24,615

Drug/Narcotics Violation Analysis

Drug/Narcotic Violations offenses increased by 5.8 percent from a total of 6,095 in 2020 to 6,451 in 2021.

More than 44 percent of the drug types for 2021 involved marijuana.

Drug/Narcotic Violations arrests decreased by 1.4 percent from a total of 4,262 in 2020 to 4,201 in 2021. The arrest totals shown should not be interpreted as the number of individuals arrested for drug offenses because it is possible that some individuals may have been arrested on more than one occasion for this offense.

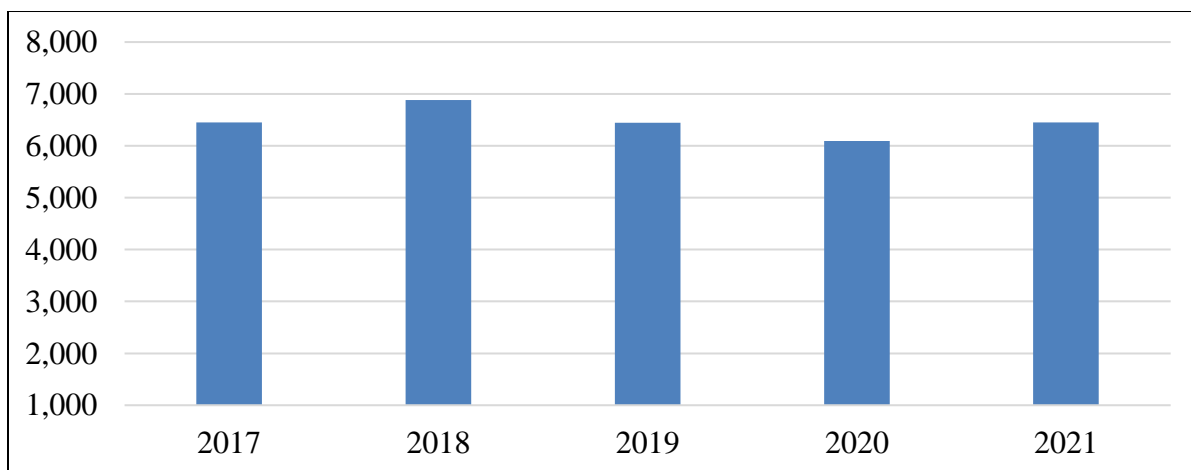
Nearly 69 percent of drug arrests in 2021 were arrests of males.

Juveniles (persons under the age of 18) comprised 10.8 percent of the total in 2021.

Drug/Narcotic Violations Offense Totals 2017-2021

Year	Total	% Change from Previous Year
2017	6,453	6.0%
2018	6,884	6.7
2019	6,444	-6.4
2020	6,095	-5.4
2021	6,451	5.8

Drug/Narcotic Violations Offense Totals 2017-2021



**Drug Types Seized in
Drug/Narcotic Violations*
2017-2021**

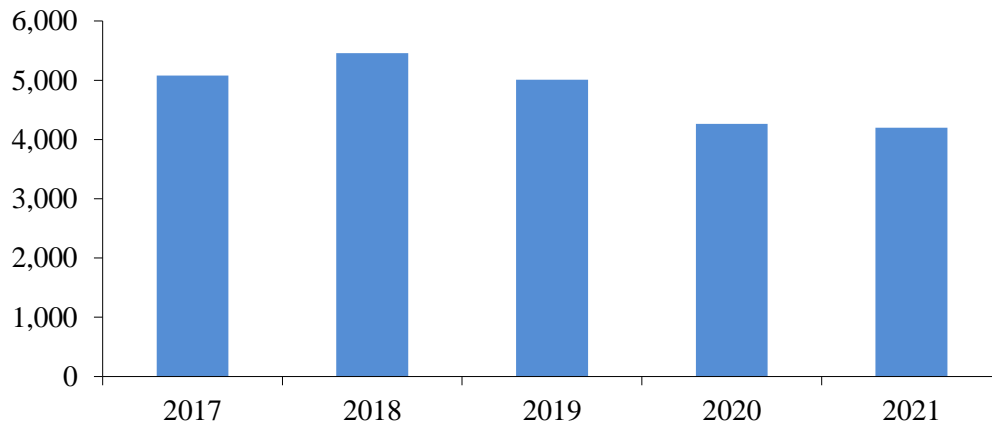
Drug Type	2017	2018	2019	2020	2021
Hashish	81	103	126	137	198
Marijuana	3,984	4,271	3,651	3,391	3,463
Crack Cocaine	15	9	16	15	15
Cocaine	142	118	110	116	99
Heroin	299	292	325	355	296
Morphine	18	14	14	11	11
Opium	46	52	29	25	85
Other Narcotics	297	249	290	274	291
Barbiturates	15	11	6	11	16
Other Depressants	126	109	81	109	149
Amphetamines/Methamphetamines	2,050	2,407	2,498	2,215	2,410
Other Stimulants	79	58	45	43	60
LSD	33	30	25	38	29
PCP					1
Other Hallucinogens	48	79	111	109	124
Other Drugs	299	273	253	271	345
Unknown Type Drug	169	162	166	143	180

*Up to 3 drug types may be selected for each incident.

**Arrests for Drug/Narcotic Violations Offense
2017-2021**

Year	Total	% Change from Previous Year
2017	5,078	4.4%
2018	5,455	7.4
2019	5,009	-8.2
2020	4,262	-14.9
2021	4,201	-1.4

**Arrests for Drug/Narcotic Violations Offense
2017-2021**



**Drug/Narcotic Violations Arrests
By Gender, 2017-2021**

Year	Male	Percent of Total	Female	Percent of Total	Total
2017	3,560	70.1%	1,518	29.9%	5,078
2018	3,774	69.2	1,681	30.8	5,455
2019	3,470	69.3	1,539	30.7	5,009
2020	2,938	68.9	1,324	31.1	4,262
2021	2,890	68.8	1,311	31.2	4,201

**Drug/Narcotic Violations Arrests
By Age Category, 2017-2021**

Year	Juvenile	Percent of Total	Adult	Percent of Total	Total
2017	439	8.6%	4,639	91.4%	5,078
2018	430	7.9	5,025	92.1	5,455
2019	332	6.6	4,677	93.4	5,009
2020	324	7.6	3,938	92.4	4,262
2021	453	10.8	3,748	89.2	4,201

**Drug/Narcotic Violations Arrests
By Age Group, 2017-2021**

Age Group	2017	2018	2019	2020	2021
10 - 17	439	430	332	324	453
18 - 24	1,538	1,720	1,382	1,164	965
25 - 34	1,773	1,784	1,735	1,475	1,369
35 - 44	768	928	922	806	861
45 - 54	373	424	419	326	353
55 - 64	171	156	197	147	167
65 and over	16	13	22	20	33

DUI Analysis

Reported DUI arrests decreased 3.2 percent from 4,175 in 2020 to 4,040 in 2021. The arrest totals should not be interpreted as the number of individuals arrested for DUI offenses because it is possible that some individuals may have been arrested on more than one occasion.

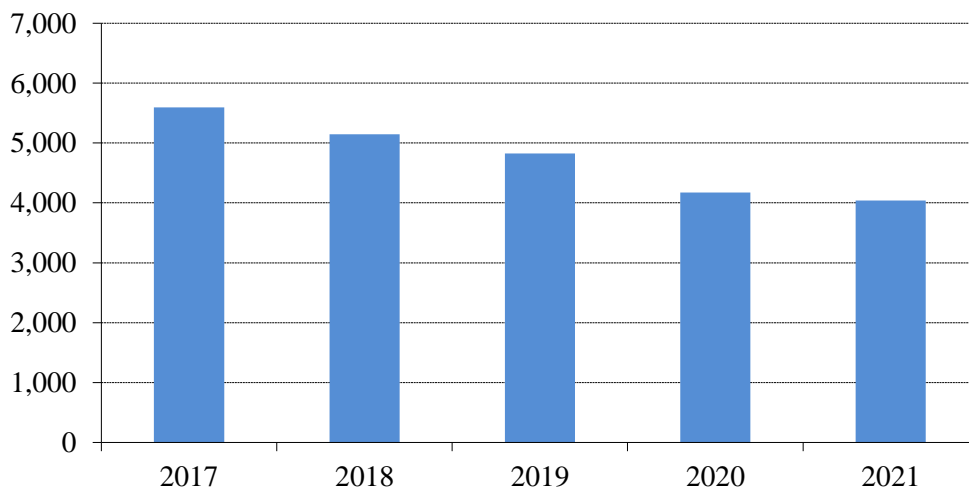
More than 75 percent of the DUI arrests in 2021 were arrests of males.

Juveniles, persons under the age of 18, made up 0.8 percent of the total in 2021.

DUI Arrests 2017-2021

Year	DUI Arrests Reported	Percent Change from Previous Year
2017	5,597	3.5%
2018	5,148	-8.0
2019	4,828	-6.2
2020	4,175	-13.5
2021	4,040	-3.2

DUI Arrests 2017-2021



**DUI Arrests
By Gender, 2017-2021**

Year	Male	Percent of Total	Female	Percent of Total	Total
2017	4,295	76.7%	1,302	23.3%	5,597
2018	3,902	75.8	1,246	24.2	5,148
2019	3,727	77.2	1,101	22.8	4,828
2020	3,148	75.4	1,027	24.6	4,175
2021	3,047	75.4	993	24.6	4,040

**DUI Arrests
By Age Category, 2017-2021**

Year	Juvenile	Percent of Total	Adult	Percent of Total	Total
2017	24	0.4%	5,573	99.6%	5,597
2018	41	0.8	5,107	99.2	5,148
2019	23	0.5	4,805	99.5	4,828
2020	48	1.1	4,127	98.9	4,175
2021	32	0.8	4,008	99.2	4,040

**DUI Arrests
By Age Group, 2017-2021**

Age Group	2017	2018	2019	2020	2021
10 - 17	24	41	23	48	32
18 - 24	1,242	1,078	946	916	861
25 - 34	1,982	1,796	1,696	1,435	1,277
35 - 44	1,110	1,032	1,002	890	943
45 - 54	768	698	682	463	503
55 - 64	381	394	384	324	314
65 and over	90	109	95	99	110

REPORTING SHERIFF'S OFFICES

Adams County Sheriff's Office – 2021

2021 Population Estimate		2,169		Offenses (*)		Arrests (**)	
Offense Overview		Reported	Cleared	Adult	Juvenile		
Offense Total	54	Group A Offenses					
Number Cleared	5	Crimes Against Persons (***)					
Percent Cleared	9.26%	Murder and Nonnegligent Manslaughter	0	0	0	0	
Group A Crimes per 100,000 population	2,489.6	Negligent Manslaughter	0	0	0	0	
		Aggravated Assault	2	0	0	0	
		Simple Assault	10	1	1	0	
		Intimidation	5	1	1	0	
		Stalking	2	0	0	0	
		Kidnapping/Abduction	0	0	0	0	
		Rape	0	0	0	0	
		Sodomy	0	0	0	0	
		Sexual Assault With An Object	0	0	0	0	
		Fondling	2	0	0	0	
		Incest	0	0	0	0	
		Statutory Rape	0	0	0	0	
		Commercial Sex Acts	0	0	0	0	
		Involuntary Servitude	0	0	0	0	
		Crimes Against Property					
		Arson	0	0	0	0	
		Bribery	0	0	0	0	
		Burglary/Breaking & Entering	4	2	2	0	
		Counterfeiting/Forgery	2	0	0	0	
		Destruction/Damage/Vandalism of Property	9	0	0	0	
		Embezzlement	1	0	0	0	
		Extortion/Blackmail	1	0	0	0	
		False Pretenses/Swindle/Confidence Game	0	0	0	0	
		Credit Card/Automated Teller Machine Fraud	0	0	0	0	
		Impersonation	0	0	0	0	
		Welfare Fraud	0	0	0	0	
		Wire Fraud	2	0	0	0	
		Identity Theft	0	0	0	0	
		Hacking/Computer Invasion	0	0	0	0	
		Robbery	0	0	0	0	
		Pocket-picking	0	0	0	0	
		Purse-snatching	0	0	0	0	
		Shoplifting	0	0	0	0	
		Theft From Building	1	0	0	0	
		Theft From Coin Operated Machine or Device	0	0	0	0	
		Theft From Motor Vehicle	0	0	0	0	
		Theft of Motor Vehicle Parts/Accessories	0	0	0	0	
		All Other Larceny	5	0	0	0	
		Motor Vehicle Theft	1	0	0	0	
		Stolen Property Offenses	2	0	0	0	
		Crimes Against Society					
		Drug/Narcotic Violations	2	1	0	0	
		Drug Equipment Violations	1	0	0	0	
		Betting/Wagering	0	0	0	0	
		Operating/Promoting/Assisting Gambling	0	0	0	0	
		Gambling Equipment Violations	0	0	0	0	
		Sports Tampering	0	0	0	0	
		Pornography/Obscene Material	0	0	0	0	
		Prostitution	0	0	0	0	
		Assisting or Promoting Prostitution	0	0	0	0	
		Purchasing Prostitution	0	0	0	0	
		Weapon Law Violations	1	0	0	0	
		Animal Cruelty	1	0	0	0	
		Total Group A Offenses	54	5	4	0	
Domestic Incident Victims		Reported	Cleared				
Offense							
Murder and Nonnegligent Manslaughter	0	0					
Aggravated Assault	1	0					
Simple Assault	7	1					
Intimidation	2	0					
Stalking	0	0					
Rape	0	0					
Sodomy	0	0					
Sexual Assault With An Object	0	0					
Fondling	2	0					
Incest	0	0					
Statutory Rape	0	0					
Kidnapping/Abduction	0	0					
Total	12	1					
Group B Arrests		Adult	Juvenile				
Offense							
Bad Checks	0	0					
Curfew/Loitering/Vagrancy Violations	0	0					
Disorderly Conduct	0	0					
Driving Under the Influence	3	0					
Family Offenses (Nonviolent)	0	0					
Liquor Law Violations	1	0					
Peeping Tom	0	0					
Trespass of Real Property	0	0					
All Other Offenses	3	0					
Total Group B	7	0					

(*) Offenses are counted using the FBI Units of Count for Crime
 (**) The 'Arrests' column shows arrests made during the selected period, regardless of incident date. Arrest counts may be higher than incident counts.
 (***) Negligent Manslaughter now includes the killing of another person associated with driving under the influence, distracted driving (using a cell or smartphone), and reckless driving fatalities.

Barnes County Sheriff's Office – 2021

2021 Population Estimate		4,051	Offenses (*)		Arrests (**)	
Offense Overview			Reported	Cleared	Adult	Juvenile
Offense Total	77		Group A Offenses			
Number Cleared	41		Crimes Against Persons (***)			
Percent Cleared	53.25%		Murder and Nonnegligent Manslaughter	0	0	0
Group A Crimes per 100,000 population	1,900.8		Negligent Manslaughter	0	0	0
			Aggravated Assault	3	0	0
			Simple Assault	16	10	4
			Intimidation	0	0	0
			Stalking	0	0	0
			Kidnapping/Abduction	2	1	0
			Rape	1	0	1
			Sodomy	0	0	0
			Sexual Assault With An Object	0	0	0
			Fondling	3	2	0
			Incest	0	0	0
			Statutory Rape	1	0	0
			Commercial Sex Acts	0	0	0
			Involuntary Servitude	0	0	0
			Crimes Against Property			
			Arson	0	0	0
			Bribery	0	0	0
			Burglary/Breaking & Entering	8	0	0
			Counterfeiting/Forgery	0	0	0
			Destruction/Damage/Vandalism of Property	1	0	0
			Embezzlement	0	0	0
			Extortion/Blackmail	0	0	0
			False Pretenses/Swindle/Confidence Game	0	0	0
			Credit Card/Automated Teller Machine Fraud	0	0	0
			Impersonation	0	0	0
			Welfare Fraud	0	0	0
			Wire Fraud	0	0	0
			Identity Theft	0	0	0
			Hacking/Computer Invasion	0	0	0
			Robbery	0	0	0
			Pocket-picking	0	0	0
			Purse-snatching	0	0	0
			Shoplifting	0	0	0
			Theft From Building	3	0	0
			Theft From Coin Operated Machine or Device	0	0	0
			Theft From Motor Vehicle	0	0	0
			Theft of Motor Vehicle Parts/Accessories	1	0	0
			All Other Larceny	2	0	0
			Motor Vehicle Theft	4	0	0
			Stolen Property Offenses	1	0	0
			Crimes Against Society			
			Drug/Narcotic Violations	13	12	5
			Drug Equipment Violations	16	14	11
			Betting/Wagering	0	0	0
			Operating/Promoting/Assisting Gambling	0	0	0
			Gambling Equipment Violations	0	0	0
			Sports Tampering	0	0	0
			Pornography/Obscene Material	0	0	0
			Prostitution	0	0	0
			Assisting or Promoting Prostitution	0	0	0
			Purchasing Prostitution	0	0	0
			Weapon Law Violations	2	2	0
			Animal Cruelty	0	0	0
			Total Group A Offenses	77	41	21

Domestic Incident Victims		
Offense	Reported	Cleared
Murder and Nonnegligent Manslaughter	0	0
Aggravated Assault	0	0
Simple Assault	11	7
Intimidation	0	0
Stalking	0	0
Rape	0	0
Sodomy	0	0
Sexual Assault With An Object	0	0
Fondling	0	0
Incest	0	0
Statutory Rape	0	0
Kidnapping/Abduction	0	0
Total	11	7

Group B Arrests		
Offense	Adult	Juvenile
Bad Checks	0	0
Curfew/Loitering/Vagrancy Violations	0	0
Disorderly Conduct	0	0
Driving Under the Influence	13	1
Family Offenses (Nonviolent)	0	0
Liquor Law Violations	8	0
Peeping Tom	0	0
Trespass of Real Property	2	0
All Other Offenses	42	0
Total Group B	65	1

(*) Offenses are counted using the FBI Units of Count for Crime
 (**) The 'Arrests' column shows arrests made during the selected period, regardless of incident date. Arrest counts may be higher than incident counts.
 (***) Negligent Manslaughter now includes the killing of another person associated with driving under the influence, distracted driving (using a cell or smartphone), and reckless driving fatalities.

Benson County Sheriff's Office – 2021

2021 Population Estimate		6,759		Offenses (*)		Arrests (**)	
Offense Overview				Reported	Cleared	Adult	Juvenile
Offense Total	90	Group A Offenses					
Number Cleared	75	Crimes Against Persons (***)					
Percent Cleared	83.33%	Murder and Nonnegligent Manslaughter	0	0	0	0	
Group A Crimes per 100,000 population	1,331.6	Negligent Manslaughter	0	0	0	0	
		Aggravated Assault	6	5	5	0	
		Simple Assault	10	6	5	0	
		Intimidation	3	3	2	0	
		Stalking	1	1	1	0	
		Kidnapping/Abduction	0	0	0	0	
		Rape	0	0	0	0	
		Sodomy	0	0	0	0	
		Sexual Assault With An Object	0	0	0	0	
		Fondling	0	0	0	0	
		Incest	0	0	0	0	
		Statutory Rape	0	0	0	0	
		Commercial Sex Acts	0	0	0	0	
		Involuntary Servitude	0	0	0	0	
		Crimes Against Property					
		Arson	1	1	0	1	
		Bribery	0	0	0	0	
		Burglary/Breaking & Entering	2	1	1	0	
		Counterfeiting/Forgery	0	0	0	0	
		Destruction/Damage/Vandalism of Property	2	1	0	0	
		Embezzlement	0	0	0	0	
		Extortion/Blackmail	0	0	0	0	
		False Pretenses/Swindle/Confidence Game	9	8	8	0	
		Credit Card/Automated Teller Machine Fraud	0	0	0	0	
		Impersonation	0	0	0	0	
		Welfare Fraud	0	0	0	0	
		Wire Fraud	1	1	1	0	
		Identity Theft	0	0	0	0	
		Hacking/Computer Invasion	0	0	0	0	
		Robbery	0	0	0	0	
		Pocket-picking	0	0	0	0	
		Purse-snatching	0	0	0	0	
		Shoplifting	0	0	0	0	
		Theft From Building	0	0	0	0	
		Theft From Coin Operated Machine or Device	0	0	0	0	
		Theft From Motor Vehicle	0	0	0	0	
		Theft of Motor Vehicle Parts/Accessories	0	0	0	0	
		All Other Larceny	2	0	0	0	
		Motor Vehicle Theft	3	2	2	0	
		Stolen Property Offenses	1	1	1	0	
		Crimes Against Society					
		Drug/Narcotic Violations	22	20	16	0	
		Drug Equipment Violations	21	20	8	0	
		Betting/Wagering	0	0	0	0	
		Operating/Promoting/Assisting Gambling	0	0	0	0	
		Gambling Equipment Violations	0	0	0	0	
		Sports Tampering	0	0	0	0	
		Pornography/Obscene Material	0	0	0	0	
		Prostitution	0	0	0	0	
		Assisting or Promoting Prostitution	0	0	0	0	
		Purchasing Prostitution	0	0	0	0	
		Weapon Law Violations	6	5	5	0	
		Animal Cruelty	0	0	0	0	
		Total Group A Offenses	90	75	55	1	
Domestic Incident Victims							
Offense	Reported	Cleared					
Murder and Nonnegligent Manslaughter	0	0					
Aggravated Assault	3	3					
Simple Assault	6	5					
Intimidation	1	1					
Stalking	0	0					
Rape	0	0					
Sodomy	0	0					
Sexual Assault With An Object	0	0					
Fondling	0	0					
Incest	0	0					
Statutory Rape	0	0					
Kidnapping/Abduction	0	0					
Total	10	9					
Group B Arrests							
Offense	Adult	Juvenile					
Bad Checks	0	0					
Curfew/Loitering/Vagrancy Violations	0	0					
Disorderly Conduct	2	0					
Driving Under the Influence	25	0					
Family Offenses (Nonviolent)	1	0					
Liquor Law Violations	3	0					
Peeping Tom	0	0					
Trespass of Real Property	0	0					
All Other Offenses	9	1					
Total Group B	40	1					

(*) Offenses are counted using the FBI Units of Count for Crime
 (**) The 'Arrests' column shows arrests made during the selected period, regardless of incident date. Arrest counts may be higher than incident counts.
 (***) Negligent Manslaughter now includes the killing of another person associated with driving under the influence, distracted driving (using a cell or smartphone), and reckless driving fatalities.

Billings County Sheriff's Office – 2021

2021 Population Estimate		775	Offenses (*)		Arrests (**)		
Offense Overview			Group A Offenses	Reported	Cleared	Adult	Juvenile
Offense Total	6		Crimes Against Persons (***)				
Number Cleared	1		Murder and Nonnegligent Manslaughter	0	0	0	0
Percent Cleared	16.67%		Negligent Manslaughter	0	0	0	0
Group A Crimes per 100,000 population	774.2		Aggravated Assault	0	0	0	0
			Simple Assault	0	0	0	0
			Intimidation	0	0	0	0
			Stalking	2	0	0	0
			Kidnapping/Abduction	0	0	0	0
			Rape	0	0	0	0
			Sodomy	0	0	0	0
			Sexual Assault With An Object	0	0	0	0
			Fondling	0	0	0	0
			Incest	0	0	0	0
			Statutory Rape	0	0	0	0
			Commercial Sex Acts	0	0	0	0
			Involuntary Servitude	0	0	0	0
			Crimes Against Property				
			Arson	0	0	0	0
			Bribery	0	0	0	0
			Burglary/Breaking & Entering	2	1	2	0
			Counterfeiting/Forgery	0	0	0	0
			Destruction/Damage/Vandalism of Property	1	0	0	0
			Embezzlement	0	0	0	0
			Extortion/Blackmail	0	0	0	0
			False Pretenses/Swindle/Confidence Game	0	0	0	0
			Credit Card/Automated Teller Machine Fraud	0	0	0	0
			Impersonation	0	0	0	0
			Welfare Fraud	0	0	0	0
			Wire Fraud	0	0	0	0
			Identity Theft	0	0	0	0
			Hacking/Computer Invasion	0	0	0	0
			Robbery	0	0	0	0
			Pocket-picking	0	0	0	0
			Purse-snatching	0	0	0	0
			Shoplifting	0	0	0	0
			Theft From Building	0	0	0	0
			Theft From Coin Operated Machine or Device	0	0	0	0
			Theft From Motor Vehicle	0	0	0	0
			Theft of Motor Vehicle Parts/Accessories	0	0	0	0
			All Other Larceny	0	0	0	0
			Motor Vehicle Theft	1	0	0	0
			Stolen Property Offenses	0	0	0	0
			Crimes Against Society				
			Drug/Narcotic Violations	0	0	0	0
			Drug Equipment Violations	0	0	0	0
			Betting/Wagering	0	0	0	0
			Operating/Promoting/Assisting Gambling	0	0	0	0
			Gambling Equipment Violations	0	0	0	0
			Sports Tampering	0	0	0	0
			Pornography/Obscene Material	0	0	0	0
			Prostitution	0	0	0	0
			Assisting or Promoting Prostitution	0	0	0	0
			Purchasing Prostitution	0	0	0	0
			Weapon Law Violations	0	0	0	0
			Animal Cruelty	0	0	0	0
			Total Group A Offenses	6	1	2	0
Domestic Incident Victims							
Offense	Reported	Cleared					
Murder and Nonnegligent Manslaughter	0	0					
Aggravated Assault	0	0					
Simple Assault	0	0					
Intimidation	0	0					
Stalking	1	0					
Rape	0	0					
Sodomy	0	0					
Sexual Assault With An Object	0	0					
Fondling	0	0					
Incest	0	0					
Statutory Rape	0	0					
Kidnapping/Abduction	0	0					
Total	1	0					
Group B Arrests							
Offense	Adult	Juvenile					
Bad Checks	0	0					
Curfew/Loitering/Vagrancy Violations	0	0					
Disorderly Conduct	0	0					
Driving Under the Influence	3	0					
Family Offenses (Nonviolent)	0	0					
Liquor Law Violations	0	0					
Peeping Tom	0	0					
Trespass of Real Property	0	0					
All Other Offenses	0	0					
Total Group B	3	0					

(*) Offenses are counted using the FBI Units of Count for Crime
 (**) The 'Arrests' column shows arrests made during the selected period, regardless of incident date. Arrest counts may be higher than incident counts.
 (***) Negligent Manslaughter now includes the killing of another person associated with driving under the influence, distracted driving (using a cell or smartphone), and reckless driving fatalities.

Bottineau County Sheriff's Office – 2021

2021 Population Estimate		6,261	Offenses (*)		Arrests (**)	
Offense Overview			Reported	Cleared	Adult	Juvenile
Offense Total	133					
Number Cleared	40					
Percent Cleared	30.08%					
Group A Crimes per 100,000 population	2,124.3					
Arrest Overview						
Total Arrests	58					
Adult Arrests	54					
Juvenile Arrests	4					
Unknown Age	0					
Arrests per 100,000 population	926.4					
Average number offenses/incident	1.21					
Domestic Incident Victims			Crimes Against Property			
Offense	Reported	Cleared	Arson			
Murder and Nonnegligent Manslaughter	0	0	Bribery	2	1	1
Aggravated Assault	0	0	Burglary/Breaking & Entering	11	1	0
Simple Assault	13	9	Counterfeiting/Forgery	3	0	0
Intimidation	0	0	Destruction/Damage/Vandalism of Property	22	3	0
Stalking	0	0	Embezzlement	0	0	0
Rape	0	0	Extortion/Blackmail	0	0	0
Sodomy	0	0	False Pretenses/Swindle/Confidence Game	2	1	1
Sexual Assault With An Object	0	0	Credit Card/Automated Teller Machine Fraud	1	0	0
Fondling	0	0	Impersonation	0	0	0
Incest	0	0	Welfare Fraud	0	0	0
Statutory Rape	0	0	Wire Fraud	2	0	0
Kidnapping/Abduction	0	0	Identity Theft	1	0	0
Total	13	9	Hacking/Computer Invasion	0	0	0
Group B Arrests			Robbery	0	0	0
Offense	Adult	Juvenile	Pocket-picking	0	0	0
Bad Checks	0	0	Purse-snatching	0	0	0
Curfew/Loitering/Vagrancy Violations	0	0	Shoplifting	5	4	4
Disorderly Conduct	3	1	Theft From Building	1	0	0
Driving Under the Influence	11	0	Theft From Coin Operated Machine or Device	0	0	0
Family Offenses (Nonviolent)	2	0	Theft From Motor Vehicle	5	0	0
Liquor Law Violations	1	1	Theft of Motor Vehicle Parts/Accessories	0	0	0
Peeping Tom	0	0	All Other Larceny	21	1	1
Trespass of Real Property	1	0	Motor Vehicle Theft	10	1	1
All Other Offenses	8	0	Stolen Property Offenses	0	0	0
Total Group B	26	2	Crimes Against Society			
(*) Offenses are counted using the FBI Units of Count for Crime			Drug/Narcotic Violations	11	7	5
(**) The 'Arrests' column shows arrests made during the selected period, regardless of incident date. Arrest counts may be higher than incident counts.			Drug Equipment Violations	14	9	5
(***) Negligent Manslaughter now includes the killing of another person associated with driving under the influence, distracted driving (using a cell or smartphone), and reckless driving fatalities.			Betting/Wagering	0	0	0
			Operating/Promoting/Assisting Gambling	0	0	0
			Gambling Equipment Violations	0	0	0
			Sports Tampering	0	0	0
			Pornography/Obscene Material	0	0	0
			Prostitution	0	0	0
			Assisting or Promoting Prostitution	0	0	0
			Purchasing Prostitution	0	0	0
			Weapon Law Violations	2	2	0
			Animal Cruelty	0	0	0
			Total Group A Offenses	133	40	28

Bowman County Sheriff's Office – 2021

2021 Population Estimate		1,395	Offenses (*)		Arrests (**)		
Offense Overview			Reported	Cleared	Adult	Juvenile	
Group A Offenses			Crimes Against Persons (***)				
Offense Total	8		0	0	0	0	
Number Cleared	4		0	0	0	0	
Percent Cleared	50.00%		1	1	1	0	
Group A Crimes per 100,000 population	573.5		1	1	1	0	
Murder and Nonnegligent Manslaughter			0	0	0	0	
Negligent Manslaughter			0	0	0	0	
Aggravated Assault			1	1	1	0	
Simple Assault			1	1	1	0	
Intimidation			0	0	0	0	
Stalking			0	0	0	0	
Kidnapping/Abduction			0	0	0	0	
Rape			0	0	0	0	
Sodomy			0	0	0	0	
Sexual Assault With An Object			0	0	0	0	
Fondling			0	0	0	0	
Incest			0	0	0	0	
Statutory Rape			1	0	0	0	
Commercial Sex Acts			0	0	0	0	
Involuntary Servitude			0	0	0	0	
Arrest Overview			Crimes Against Property				
Total Arrests	3		0	0	0	0	
Adult Arrests	3		0	0	0	0	
Juvenile Arrests	0		0	0	0	0	
Unknown Age	0		0	0	0	0	
Arrests per 100,000 population	215.1		0	0	0	0	
Average number offenses/incident	1.14		0	0	0	0	
Domestic Incident Victims			Crimes Against Society				
Offense	Reported	Cleared	Drug/Narcotic Violations	1	1	1	0
Murder and Nonnegligent Manslaughter	0	0	Drug Equipment Violations	2	1	0	0
Aggravated Assault	1	1	Betting/Wagering	0	0	0	0
Simple Assault	0	0	Operating/Promoting/Assisting Gambling	0	0	0	0
Intimidation	0	0	Gambling Equipment Violations	0	0	0	0
Stalking	0	0	Sports Tampering	0	0	0	0
Rape	0	0	Pornography/Obscene Material	0	0	0	0
Sodomy	0	0	Prostitution	0	0	0	0
Sexual Assault With An Object	0	0	Assisting or Promoting Prostitution	0	0	0	0
Fondling	0	0	Purchasing Prostitution	0	0	0	0
Incest	0	0	Weapon Law Violations	0	0	0	0
Statutory Rape	0	0	Animal Cruelty	0	0	0	0
Kidnapping/Abduction	0	0	Total Group A Offenses	8	4	3	0
Total	1	1					
Group B Arrests							
Offense	Adult	Juvenile					
Bad Checks	0	0					
Curfew/Loitering/Vagrancy Violations	0	0					
Disorderly Conduct	0	0					
Driving Under the Influence	0	0					
Family Offenses (Nonviolent)	0	0					
Liquor Law Violations	0	0					
Peeping Tom	0	0					
Trespass of Real Property	0	0					
All Other Offenses	0	0					
Total Group B	0	0					

(*) Offenses are counted using the FBI Units of Count for Crime
 (**) The 'Arrests' column shows arrests made during the selected period, regardless of incident date. Arrest counts may be higher than incident counts.
 (***) Negligent Manslaughter now includes the killing of another person associated with driving under the influence, distracted driving (using a cell or smartphone), and reckless driving fatalities.

Burke County Sheriff's Office - 2021

2021 Population Estimate		1,847		Offenses (*)		Arrests (**)		
Offense Overview				Group A Offenses	Reported	Cleared	Adult	Juvenile
Offense Total	49			Crimes Against Persons (***)				
Number Cleared	43			Murder and Nonnegligent Manslaughter	0	0	0	0
Percent Cleared	87.76%			Negligent Manslaughter	0	0	0	0
Group A Crimes per 100,000 population	2,653.0			Aggravated Assault	0	0	0	0
				Simple Assault	2	2	1	0
				Intimidation	0	0	0	0
				Stalking	0	0	0	0
				Kidnapping/Abduction	0	0	0	0
Arrest Overview				Rape	1	1	1	0
Total Arrests	41			Sodomy	0	0	0	0
Adult Arrests	39			Sexual Assault With An Object	0	0	0	0
Juvenile Arrests	2			Fondling	0	0	0	0
Unknown Age	0			Incest	0	0	0	0
Arrests per 100,000 population	2,219.8			Statutory Rape	0	0	0	0
				Commercial Sex Acts	0	0	0	0
				Involuntary Servitude	0	0	0	0
Average number offenses/incident	1.53			Crimes Against Property				
Domestic Incident Victims				Arson	0	0	0	0
Offense	Reported	Cleared		Bribery	0	0	0	0
Murder and Nonnegligent Manslaughter	0	0		Burglary/Breaking & Entering	2	0	0	0
Aggravated Assault	0	0		Counterfeiting/Forgery	0	0	0	0
Simple Assault	2	2		Destruction/Damage/Vandalism of Property	1	0	0	0
Intimidation	0	0		Embezzlement	0	0	0	0
Stalking	0	0		Extortion/Blackmail	0	0	0	0
Rape	0	0		False Pretenses/Swindle/Confidence Game	4	4	4	0
Sodomy	0	0		Credit Card/Automated Teller Machine Fraud	0	0	0	0
Sexual Assault With An Object	0	0		Impersonation	0	0	0	0
Fondling	0	0		Welfare Fraud	0	0	0	0
Incest	0	0		Wire Fraud	0	0	0	0
Statutory Rape	0	0		Identity Theft	0	0	0	0
Kidnapping/Abduction	0	0		Hacking/Computer Invasion	0	0	0	0
Total	2	2		Robbery	0	0	0	0
Group B Arrests				Pocket-picking	0	0	0	0
Offense	Adult	Juvenile		Purse-snatching	0	0	0	0
Bad Checks	0	0		Shoplifting	0	0	0	0
Curfew/Loitering/Vagrancy Violations	0	0		Theft From Building	0	0	0	0
Disorderly Conduct	0	0		Theft From Coin Operated Machine or Device	0	0	0	0
Driving Under the Influence	6	0		Theft From Motor Vehicle	0	0	0	0
Family Offenses (Nonviolent)	0	0		Theft of Motor Vehicle Parts/Accessories	0	0	0	0
Liquor Law Violations	3	0		All Other Larceny	2	0	0	0
Peeping Tom	0	0		Motor Vehicle Theft	1	1	1	0
Trespass of Real Property	0	0		Stolen Property Offenses	0	0	0	0
All Other Offenses	7	0		Crimes Against Society				
Total Group B	16	0		Drug/Narcotic Violations	15	15	11	2
				Drug Equipment Violations	17	17	4	0
				Betting/Wagering	0	0	0	0
				Operating/Promoting/Assisting Gambling	0	0	0	0
				Gambling Equipment Violations	0	0	0	0
				Sports Tampering	0	0	0	0
				Pornography/Obscene Material	1	1	0	0
				Prostitution	0	0	0	0
				Assisting or Promoting Prostitution	0	0	0	0
				Purchasing Prostitution	0	0	0	0
				Weapon Law Violations	3	2	1	0
				Animal Cruelty	0	0	0	0
				Total Group A Offenses	49	43	23	2

(*) Offenses are counted using the FBI Units of Count for Crime
 (**) The 'Arrests' column shows arrests made during the selected period, regardless of incident date. Arrest counts may be higher than incident counts.
 (***) Negligent Manslaughter now includes the killing of another person associated with driving under the influence, distracted driving (using a cell or smartphone), and reckless driving fatalities.

Burleigh County Sheriff's Office - 2021

2021 Population Estimate		18,178		Offenses (*)		Arrests (**)		
Offense Overview				Group A Offenses	Reported	Cleared	Adult	Juvenile
Offense Total	1,034			Crimes Against Persons (***)				
Number Cleared	659			Murder and Nonnegligent Manslaughter	0	0	0	0
Percent Cleared	63.73%			Negligent Manslaughter	0	0	0	0
Group A Crimes per 100,000 population	5,688.2			Aggravated Assault	27	21	16	0
Arrest Overview				Simple Assault	88	47	23	6
Total Arrests	908			Intimidation	37	13	4	0
Adult Arrests	841			Stalking	5	3	0	0
Juvenile Arrests	67			Kidnapping/Abduction	2	0	0	0
Unknown Age	0			Rape	2	2	0	0
Arrests per 100,000 population	4,995.0			Sodomy	0	0	0	0
				Sexual Assault With An Object	0	0	0	0
				Fondling	12	4	1	1
				Incest	0	0	0	0
				Statutory Rape	1	1	1	0
				Commercial Sex Acts	0	0	0	0
				Involuntary Servitude	0	0	0	0
Average number offenses/incident	1.38			Crimes Against Property				
Domestic Incident Victims				Arson	1	0	0	0
Offense	Reported	Cleared		Bribery	0	0	0	0
Murder and Nonnegligent Manslaughter	0	0		Burglary/Breaking & Entering	24	2	2	0
Aggravated Assault	11	9		Counterfeiting/Forgery	1	0	0	0
Simple Assault	37	25		Destruction/Damage/Vandalism of Property	66	12	3	0
Intimidation	12	7		Embezzlement	2	0	0	0
Stalking	3	2		Extortion/Blackmail	3	0	0	0
Rape	1	1		False Pretenses/Swindle/Confidence Game	19	4	4	0
Sodomy	0	0		Credit Card/Automated Teller Machine Fraud	1	0	0	0
Sexual Assault With An Object	0	0		Impersonation	23	2	1	0
Fondling	1	0		Welfare Fraud	1	0	0	0
Incest	0	0		Wire Fraud	3	0	0	0
Statutory Rape	0	0		Identity Theft	6	0	0	0
Kidnapping/Abduction	2	0		Hacking/Computer Invasion	0	0	0	0
Total	67	44		Robbery	0	0	0	0
Group B Arrests				Pocket-picking	1	0	0	0
Offense	Adult	Juvenile		Purse-snatching	0	0	0	0
Bad Checks	0	0		Shoplifting	0	0	0	0
Curfew/Loitering/Vagrancy Violations	0	0		Theft From Building	1	0	0	0
Disorderly Conduct	4	4		Theft From Coin Operated Machine or Device	0	0	0	0
Driving Under the Influence	184	0		Theft From Motor Vehicle	15	1	0	0
Family Offenses (Nonviolent)	1	0		Theft of Motor Vehicle Parts/Accessories	4	1	0	0
Liquor Law Violations	121	16		All Other Larceny	65	10	3	4
Peeping Tom	0	0		Motor Vehicle Theft	15	5	0	1
Trespass of Real Property	3	1		Stolen Property Offenses	9	8	5	0
All Other Offenses	125	6		Crimes Against Society				
Total Group B	438	27		Drug/Narcotic Violations	268	237	235	20
				Drug Equipment Violations	310	276	101	8
				Betting/Wagering	0	0	0	0
				Operating/Promoting/Assisting Gambling	0	0	0	0
				Gambling Equipment Violations	0	0	0	0
				Sports Tampering	0	0	0	0
				Pornography/Obscene Material	2	1	0	0
				Prostitution	1	0	0	0
				Assisting or Promoting Prostitution	0	0	1	0
				Purchasing Prostitution	3	2	0	0
				Weapon Law Violations	14	7	3	0
				Animal Cruelty	2	0	0	0
				Total Group A Offenses	1,034	659	403	40

(*) Offenses are counted using the FBI Units of Count for Crime
 (**) The 'Arrests' column shows arrests made during the selected period, regardless of incident date. Arrest counts may be higher than incident counts.

(***) Negligent Manslaughter now includes the killing of another person associated with driving under the influence, distracted driving (using a cell or smartphone), and reckless driving fatalities.

Cass County Sheriff's Office - 2021

2021 Population Estimate	20,297	Offenses (**)		Arrests (**)		
		Reported	Cleared	Adult	Juvenile	
Offense Overview						
Offense Total	557	Group A Offenses				
Number Cleared	133	Crimes Against Persons (***)				
Percent Cleared	23.88%	Murder and Nonnegligent Manslaughter	0	0	0	0
Group A Crimes per 100,000 population	2,744.2	Negligent Manslaughter	0	0	0	0
		Aggravated Assault	12	7	4	1
		Simple Assault	67	21	13	2
		Intimidation	10	1	1	0
		Stalking	3	0	0	0
		Kidnapping/Abduction	1	0	0	0
Arrest Overview		Rape	3	0	0	0
Total Arrests	270	Sodomy	1	1	0	0
Adult Arrests	245	Sexual Assault With An Object	0	0	0	0
Juvenile Arrests	25	Fondling	6	1	0	0
Unknown Age	0	Incest	0	0	0	0
Arrests per 100,000 population	1,330.2	Statutory Rape	2	0	0	0
		Commercial Sex Acts	0	0	0	0
		Involuntary Servitude	0	0	0	0
Average number offenses/incident	1.26	Crimes Against Property				
Domestic Incident Victims						
Offense	Reported	Cleared				
Murder and Nonnegligent Manslaughter	0	0	Arson	0	0	0
Aggravated Assault	4	3	Bribery	0	0	0
Simple Assault	43	16	Burglary/Breaking & Entering	48	4	3
Intimidation	0	0	Counterfeiting/Forgery	3	0	0
Stalking	2	0	Destruction/Damage/Vandalism of Property	71	5	0
Rape	3	0	Embezzlement	1	0	0
Sodomy	0	0	Extortion/Blackmail	2	0	0
Sexual Assault With An Object	0	0	False Pretenses/Swindle/Confidence Game	23	2	1
Fondling	1	0	Credit Card/Automated Teller Machine Fraud	1	0	0
Incest	0	0	Impersonation	9	0	0
Statutory Rape	1	0	Welfare Fraud	0	0	0
Kidnapping/Abduction	0	0	Wire Fraud	2	0	0
Total	54	19	Identity Theft	27	0	0
Group B Arrests						
Offense	Adult	Juvenile	Hacking/Computer Invasion	0	0	0
Bad Checks	0	0	Robbery	2	0	0
Curfew/Loitering/Vagrancy Violations	0	0	Pocket-picking	0	0	0
Disorderly Conduct	1	0	Purse-snatching	0	0	0
Driving Under the Influence	79	1	Shoplifting	0	0	0
Family Offenses (Nonviolent)	0	0	Theft From Building	0	0	0
Liquor Law Violations	68	20	Theft From Coin Operated Machine or Device	3	0	0
Peeping Tom	0	0	Theft From Motor Vehicle	6	0	0
Trespass of Real Property	2	0	Theft of Motor Vehicle Parts/Accessories	12	0	0
All Other Offenses	30	0	All Other Larceny	65	0	0
Total Group B	180	21	Motor Vehicle Theft	19	1	0
		Crimes Against Society				
		Drug/Narcotic Violations				
		Drug Equipment Violations				
		Betting/Wagering				
		Operating/Promoting/Assisting Gambling				
		Gambling Equipment Violations				
		Sports Tampering				
		Pornography/Obscene Material				
		Prostitution				
		Assisting or Promoting Prostitution				
		Purchasing Prostitution				
		Weapon Law Violations				
		Animal Cruelty				
		Total Group A Offenses				
		557				
		133				
		65				
		4				

(*) Offenses are counted using the FBI Units of Count for Crime
 (**) The 'Arrests' column shows arrests made during the selected period, regardless of incident date. Arrest counts may be higher than incident counts.
 (***) Negligent Manslaughter now includes the killing of another person associated with driving under the influence, distracted driving (using a cell or smartphone), and reckless driving fatalities.

Cavalier County Sheriff's Office – 2021

2021 Population Estimate		3,680		Offenses (*)		Arrests (**)		
Offense Overview				Reported	Cleared	Adult	Juvenile	
Offense Total	62	Group A Offenses						
Number Cleared	40	Crimes Against Persons (***)						
Percent Cleared	64.52%	Murder and Nonnegligent Manslaughter	0	0	0	0		
Group A Crimes per 100,000 population	1,684.8	Negligent Manslaughter	0	0	0	0		
Arrest Overview				Aggravated Assault	2	2	2	
Total Arrests	54	Simple Assault	11	7	6	0		
Adult Arrests	54	Intimidation	4	1	1	0		
Juvenile Arrests	0	Stalking	3	2	1	0		
Unknown Age	0	Kidnapping/Abduction	0	0	0	0		
Arrests per 100,000 population	1,467.4	Rape	1	0	0	0		
Average number offenses/incident				Sodomy	0	0	0	
1.41				Sexual Assault With An Object	0	0	0	
Domestic Incident Victims				Fondling	2	1	1	
Offense	Reported	Cleared	Crimes Against Property					
Murder and Nonnegligent Manslaughter	0	0	Arson	0	0	0	0	
Aggravated Assault	2	2	Bribery	0	0	0	0	
Simple Assault	5	4	Burglary/Breaking & Entering	1	0	0	0	
Intimidation	1	1	Counterfeiting/Forgery	1	1	1	0	
Stalking	0	0	Destruction/Damage/Vandalism of Property	6	2	4	0	
Rape	0	0	Embezzlement	0	0	0	0	
Sodomy	0	0	Extortion/Blackmail	0	0	0	0	
Sexual Assault With An Object	0	0	False Pretenses/Swindle/Confidence Game	0	0	0	0	
Fondling	0	0	Credit Card/Automated Teller Machine Fraud	0	0	0	0	
Incest	0	0	Impersonation	0	0	0	0	
Statutory Rape	0	0	Welfare Fraud	0	0	0	0	
Kidnapping/Abduction	0	0	Wire Fraud	0	0	0	0	
Total	8	7	Identity Theft	0	0	0	0	
Group B Arrests				Hacking/Computer Invasion	0	0	0	
Offense	Adult	Juvenile	Robbery	0	0	0	0	
Bad Checks	0	0	Pocket-picking	0	0	0	0	
Curfew/Loitering/Vagrancy Violations	0	0	Purse-snatching	0	0	0	0	
Disorderly Conduct	4	0	Shoplifting	0	0	0	0	
Driving Under the Influence	7	0	Theft From Building	0	0	0	0	
Family Offenses (Nonviolent)	0	0	Theft From Coin Operated Machine or Device	0	0	0	0	
Liquor Law Violations	1	0	Theft From Motor Vehicle	0	0	0	0	
Peeping Tom	0	0	Theft of Motor Vehicle Parts/Accessories	0	0	0	0	
Trespass of Real Property	1	0	All Other Larceny	2	0	0	0	
All Other Offenses	14	0	Motor Vehicle Theft	2	0	0	0	
Total Group B	27	0	Stolen Property Offenses	1	1	0	0	
(*) Offenses are counted using the FBI Units of Count for Crime				Crimes Against Society				
(**) The 'Arrests' column shows arrests made during the selected period, regardless of incident date. Arrest counts may be higher than incident counts.				Drug/Narcotic Violations	11	10	9	0
(***) Negligent Manslaughter now includes the killing of another person associated with driving under the influence, distracted driving (using a cell or smartphone), and reckless driving fatalities.				Drug Equipment Violations	11	9	1	0
				Betting/Wagering	0	0	0	0
				Operating/Promoting/Assisting Gambling	0	0	0	0
				Gambling Equipment Violations	0	0	0	0
				Sports Tampering	0	0	0	0
				Pornography/Obscene Material	0	0	0	0
				Prostitution	0	0	0	0
				Assisting or Promoting Prostitution	0	0	0	0
				Purchasing Prostitution	0	0	0	0
				Weapon Law Violations	4	4	1	0
				Animal Cruelty	0	0	0	0
				Total Group A Offenses	62	40	27	0

Dickey County Sheriff's Office – 2021

2021 Population Estimate		1,845	Offenses (*)		Arrests (**)		
Offense Overview			Group A Offenses	Reported	Cleared	Adult	Juvenile
Offense Total	7		Crimes Against Persons (***)				
Number Cleared	4		Murder and Nonnegligent Manslaughter	0	0	0	0
Percent Cleared	57.14%		Negligent Manslaughter	0	0	0	0
Group A Crimes per 100,000 population	379.4		Aggravated Assault	0	0	0	0
			Simple Assault	2	1	1	0
			Intimidation	0	0	0	0
			Stalking	0	0	0	0
			Kidnapping/Abduction	0	0	0	0
			Rape	0	0	0	0
			Sodomy	0	0	0	0
			Sexual Assault With An Object	0	0	0	0
			Fondling	0	0	0	0
			Incest	0	0	0	0
			Statutory Rape	0	0	0	0
			Commercial Sex Acts	0	0	0	0
			Involuntary Servitude	0	0	0	0
			Crimes Against Property				
			Arson	0	0	0	0
			Bribery	0	0	0	0
			Burglary/Breaking & Entering	0	0	0	0
			Counterfeiting/Forgery	0	0	0	0
			Destruction/Damage/Vandalism of Property	0	0	0	0
			Embezzlement	0	0	0	0
			Extortion/Blackmail	0	0	0	0
			False Pretenses/Swindle/Confidence Game	0	0	0	0
			Credit Card/Automated Teller Machine Fraud	0	0	0	0
			Impersonation	0	0	0	0
			Welfare Fraud	0	0	0	0
			Wire Fraud	0	0	0	0
			Identity Theft	0	0	0	0
			Hacking/Computer Invasion	0	0	0	0
			Robbery	1	1	0	0
			Pocket-picking	0	0	0	0
			Purse-snatching	0	0	0	0
			Shoplifting	0	0	0	0
			Theft From Building	0	0	0	0
			Theft From Coin Operated Machine or Device	0	0	0	0
			Theft From Motor Vehicle	0	0	0	0
			Theft of Motor Vehicle Parts/Accessories	0	0	0	0
			All Other Larceny	0	0	0	0
			Motor Vehicle Theft	0	0	0	0
			Stolen Property Offenses	1	0	0	0
			Crimes Against Society				
			Drug/Narcotic Violations	2	1	1	0
			Drug Equipment Violations	0	0	0	0
			Betting/Wagering	0	0	0	0
			Operating/Promoting/Assisting Gambling	0	0	0	0
			Gambling Equipment Violations	0	0	0	0
			Sports Tampering	0	0	0	0
			Pornography/Obscene Material	0	0	0	0
			Prostitution	0	0	0	0
			Assisting or Promoting Prostitution	0	0	0	0
			Purchasing Prostitution	0	0	0	0
			Weapon Law Violations	1	1	1	0
			Animal Cruelty	0	0	0	0
			Total Group A Offenses	7	4	3	0

Domestic Incident Victims		
Offense	Reported	Cleared
Murder and Nonnegligent Manslaughter	0	0
Aggravated Assault	0	0
Simple Assault	2	1
Intimidation	0	0
Stalking	0	0
Rape	0	0
Sodomy	0	0
Sexual Assault With An Object	0	0
Fondling	0	0
Incest	0	0
Statutory Rape	0	0
Kidnapping/Abduction	0	0
Total	2	1

Group B Arrests		
Offense	Adult	Juvenile
Bad Checks	0	0
Curfew/Loitering/Vagrancy Violations	0	0
Disorderly Conduct	0	0
Driving Under the Influence	12	0
Family Offenses (Nonviolent)	0	0
Liquor Law Violations	0	0
Peeping Tom	0	0
Trespass of Real Property	0	0
All Other Offenses	0	0
Total Group B	12	0

(*) Offenses are counted using the FBI Units of Count for Crime
 (**) The 'Arrests' column shows arrests made during the selected period, regardless of incident date. Arrest counts may be higher than incident counts.
 (***) Negligent Manslaughter now includes the killing of another person associated with driving under the influence, distracted driving (using a cell or smartphone), and reckless driving fatalities.

Divide County Sheriff's Office – 2021

2021 Population Estimate		2,295	Offenses (*)		Arrests (**)		
Offense Overview			Group A Offenses	Reported	Cleared	Adult	Juvenile
Offense Total	63		Crimes Against Persons (***)				
Number Cleared	16		Murder and Nonnegligent Manslaughter	0	0	0	0
Percent Cleared	25.40%		Negligent Manslaughter	0	0	0	0
Group A Crimes per 100,000 population	2,745.1		Aggravated Assault	0	0	0	0
Arrest Overview			Simple Assault	13	6	6	0
Total Arrests	33		Intimidation	2	0	0	0
Adult Arrests	32		Stalking	2	0	0	0
Juvenile Arrests	1		Kidnapping/Abduction	0	0	0	0
Unknown Age	0		Rape	0	0	0	0
Arrests per 100,000 population	1,437.9		Sodomy	0	0	0	0
Average number offenses/incident	1.29		Sexual Assault With An Object	0	0	0	0
Domestic Incident Victims			Fondling	0	0	0	0
Offense	Reported	Cleared	Incest	0	0	0	0
Murder and Nonnegligent Manslaughter	0	0	Statutory Rape	0	0	0	0
Aggravated Assault	0	0	Commercial Sex Acts	0	0	0	0
Simple Assault	9	5	Involuntary Servitude	0	0	0	0
Intimidation	2	0	Crimes Against Property				
Stalking	0	0	Arson	0	0	0	0
Rape	0	0	Bribery	0	0	0	0
Sodomy	0	0	Burglary/Breaking & Entering	0	0	0	0
Sexual Assault With An Object	0	0	Counterfeiting/Forgery	0	0	0	0
Fondling	0	0	Destruction/Damage/Vandalism of Property	8	2	0	1
Incest	0	0	Embezzlement	0	0	0	0
Statutory Rape	0	0	Extortion/Blackmail	0	0	0	0
Kidnapping/Abduction	0	0	False Pretenses/Swindle/Confidence Game	1	1	1	0
Total	11	5	Credit Card/Automated Teller Machine Fraud	2	0	0	0
Group B Arrests			Impersonation	0	0	0	0
Offense	Adult	Juvenile	Welfare Fraud	0	0	0	0
Bad Checks	0	0	Wire Fraud	0	0	0	0
Curfew/Loitering/Vagrancy Violations	0	0	Identity Theft	1	0	0	0
Disorderly Conduct	0	0	Hacking/Computer Invasion	1	0	0	0
Driving Under the Influence	12	0	Robbery	0	0	0	0
Family Offenses (Nonviolent)	0	0	Pocket-picking	0	0	0	0
Liquor Law Violations	2	0	Purse-snatching	0	0	0	0
Peeping Tom	0	0	Shoplifting	1	0	0	0
Trespass of Real Property	1	0	Theft From Building	0	0	0	0
All Other Offenses	4	0	Theft From Coin Operated Machine or Device	0	0	0	0
Total Group B	19	0	Theft From Motor Vehicle	2	0	0	0
(*) Offenses are counted using the FBI Units of Count for Crime			Theft of Motor Vehicle Parts/Accessories	1	0	0	0
(**) The 'Arrests' column shows arrests made during the selected period, regardless of incident date. Arrest counts may be higher than incident counts.			All Other Larceny	9	1	1	0
(***) Negligent Manslaughter now includes the killing of another person associated with driving under the influence, distracted driving (using a cell or smartphone), and reckless driving fatalities.			Motor Vehicle Theft	0	0	0	0
			Stolen Property Offenses	0	0	0	0
			Crimes Against Society				
			Drug/Narcotic Violations	9	3	3	0
			Drug Equipment Violations	8	2	1	0
			Betting/Wagering	0	0	0	0
			Operating/Promoting/Assisting Gambling	0	0	0	0
			Gambling Equipment Violations	0	0	0	0
			Sports Tampering	0	0	0	0
			Pornography/Obscene Material	0	0	0	0
			Prostitution	0	0	0	0
			Assisting or Promoting Prostitution	0	0	0	0
			Purchasing Prostitution	0	0	0	0
			Weapon Law Violations	2	1	1	0
			Animal Cruelty	1	0	0	0
			Total Group A Offenses	63	16	13	1

Dunn County Sheriff's Office – 2021

2021 Population Estimate		3,356		Offenses (*)		Arrests (**)		
Offense Overview				Group A Offenses	Reported	Cleared	Adult	Juvenile
Offense Total		130		Crimes Against Persons (***)				
Number Cleared		66		Murder and Nonnegligent Manslaughter	1	1	1	0
Percent Cleared		50.77%		Negligent Manslaughter	0	0	0	0
Group A Crimes per 100,000 population		3,873.7		Aggravated Assault	3	2	2	0
Arrest Overview				Simple Assault	11	4	3	0
Total Arrests		164		Intimidation	8	2	1	1
Adult Arrests		162		Stalking	0	0	0	0
Juvenile Arrests		2		Kidnapping/Abduction	0	0	0	0
Unknown Age		0		Rape	0	0	0	0
Arrests per 100,000 population		4,886.8		Sodomy	0	0	0	0
Average number offenses/incident				Sexual Assault With An Object	0	0	0	0
				Fondling	1	0	0	0
				Incest	0	0	0	0
				Statutory Rape	0	0	0	0
				Commercial Sex Acts	0	0	0	0
				Involuntary Servitude	0	0	0	0
Domestic Incident Victims				Crimes Against Property				
Offense	Reported	Cleared		Arson	0	0	0	0
Murder and Nonnegligent Manslaughter	0	0		Bribery	0	0	0	0
Aggravated Assault	1	1		Burglary/Breaking & Entering	2	1	0	0
Simple Assault	3	2		Counterfeiting/Forgery	0	0	0	0
Intimidation	2	0		Destruction/Damage/Vandalism of Property	10	2	0	0
Stalking	0	0		Embezzlement	0	0	0	0
Rape	0	0		Extortion/Blackmail	0	0	0	0
Sodomy	0	0		False Pretenses/Swindle/Confidence Game	0	0	0	0
Sexual Assault With An Object	0	0		Credit Card/Automated Teller Machine Fraud	1	0	0	0
Fondling	0	0		Impersonation	2	1	1	0
Incest	0	0		Welfare Fraud	0	0	0	0
Statutory Rape	0	0		Wire Fraud	0	0	0	0
Kidnapping/Abduction	0	0		Identity Theft	0	0	0	0
Total	6	3		Hacking/Computer Invasion	0	0	0	0
Group B Arrests				Robbery	0	0	0	0
Offense	Adult	Juvenile		Pocket-picking	0	0	0	0
Bad Checks	0	0		Purse-snatching	0	0	0	0
Curfew/Loitering/Vagrancy Violations	0	0		Shoplifting	0	0	0	0
Disorderly Conduct	1	0		Theft From Building	0	0	0	0
Driving Under the Influence	42	0		Theft From Coin Operated Machine or Device	0	0	0	0
Family Offenses (Nonviolent)	0	0		Theft From Motor Vehicle	2	0	0	0
Liquor Law Violations	1	0		Theft of Motor Vehicle Parts/Accessories	1	0	0	0
Peeping Tom	0	0		All Other Larceny	8	1	0	1
Trespass of Real Property	0	0		Motor Vehicle Theft	6	1	1	0
All Other Offenses	65	0		Stolen Property Offenses	6	2	1	0
Total Group B	109	0		Crimes Against Society				
(*) Offenses are counted using the FBI Units of Count for Crime				Drug/Narcotic Violations	34	22	25	0
(**) The 'Arrests' column shows arrests made during the selected period, regardless of incident date. Arrest counts may be higher than incident counts.				Drug Equipment Violations	29	22	15	0
(***) Negligent Manslaughter now includes the killing of another person associated with driving under the influence, distracted driving (using a cell or smartphone), and reckless driving fatalities.				Betting/Wagering	0	0	0	0
				Operating/Promoting/Assisting Gambling	0	0	0	0
				Gambling Equipment Violations	0	0	0	0
				Sports Tampering	0	0	0	0
				Pornography/Obscene Material	0	0	0	0
				Prostitution	0	0	0	0
				Assisting or Promoting Prostitution	0	0	0	0
				Purchasing Prostitution	0	0	0	0
				Weapon Law Violations	5	5	3	0
				Animal Cruelty	0	0	0	0
				Total Group A Offenses	130	66	53	2

Eddy County Sheriff's Office – 2021

2021 Population Estimate		2,155		Offenses (*)		Arrests (**)		
Offense Overview				Group A Offenses	Reported	Cleared	Adult	Juvenile
Offense Total		76		Crimes Against Persons (***)				
Number Cleared		20		Murder and Nonnegligent Manslaughter	0	0	0	0
Percent Cleared	26.32%			Negligent Manslaughter	0	0	0	0
Group A Crimes per 100,000 population	3,526.7			Aggravated Assault	2	1	1	0
				Simple Assault	7	3	1	2
				Intimidation	6	4	2	0
				Stalking	3	0	0	0
				Kidnapping/Abduction	2	0	0	0
Arrest Overview				Rape	1	0	0	0
Total Arrests		29		Sodomy	0	0	0	0
Adult Arrests		26		Sexual Assault With An Object	0	0	0	0
Juvenile Arrests		3		Fondling	0	0	0	0
Unknown Age		0		Incest	0	0	0	0
Arrests per 100,000 population	1,345.7			Statutory Rape	0	0	0	0
				Commercial Sex Acts	0	0	0	0
				Involuntary Servitude	0	0	0	0
Average number offenses/incident	1.25			Crimes Against Property				
Domestic Incident Victims				Arson	0	0	0	0
Offense	Reported	Cleared		Bribery	0	0	0	0
Murder and Nonnegligent Manslaughter	0	0		Burglary/Breaking & Entering	5	0	0	0
Aggravated Assault	1	0		Counterfeiting/Forgery	0	0	0	0
Simple Assault	2	1		Destruction/Damage/Vandalism of Property	15	2	1	0
Intimidation	0	0		Embezzlement	1	0	0	0
Stalking	0	0		Extortion/Blackmail	0	0	0	0
Rape	0	0		False Pretenses/Swindle/Confidence Game	1	1	1	0
Sodomy	0	0		Credit Card/Automated Teller Machine Fraud	0	0	0	0
Sexual Assault With An Object	0	0		Impersonation	0	0	0	0
Fondling	0	0		Welfare Fraud	0	0	0	0
Incest	0	0		Wire Fraud	0	0	0	0
Statutory Rape	0	0		Identity Theft	0	0	0	0
Kidnapping/Abduction	2	0		Hacking/Computer Invasion	1	0	0	0
Total	5	1		Robbery	1	0	0	0
Group B Arrests				Pocket-picking	0	0	0	0
Offense	Adult	Juvenile		Purse-snatching	0	0	0	0
Bad Checks	0	0		Shoplifting	0	0	0	0
Curfew/Loitering/Vagrancy Violations	0	0		Theft From Building	1	0	0	0
Disorderly Conduct	1	1		Theft From Coin Operated Machine or Device	0	0	0	0
Driving Under the Influence	12	0		Theft From Motor Vehicle	5	0	0	0
Family Offenses (Nonviolent)	0	0		Theft of Motor Vehicle Parts/Accessories	0	0	0	0
Liquor Law Violations	0	0		All Other Larceny	3	0	0	0
Peeping Tom	0	0		Motor Vehicle Theft	4	1	0	0
Trespass of Real Property	1	0		Stolen Property Offenses	0	0	0	0
All Other Offenses	1	0		Crimes Against Society				
Total Group B	15	1		Drug/Narcotic Violations	9	5	4	0
				Drug Equipment Violations	8	2	1	0
				Betting/Wagering	0	0	0	0
				Operating/Promoting/Assisting Gambling	0	0	0	0
				Gambling Equipment Violations	0	0	0	0
				Sports Tampering	0	0	0	0
				Pornography/Obscene Material	0	0	0	0
				Prostitution	0	0	0	0
				Assisting or Promoting Prostitution	0	0	0	0
				Purchasing Prostitution	0	0	0	0
				Weapon Law Violations	0	0	0	0
				Animal Cruelty	1	1	0	0
				Total Group A Offenses	76	20	11	2

(*) Offenses are counted using the FBI Units of Count for Crime
 (**) The 'Arrests' column shows arrests made during the selected period, regardless of incident date. Arrest counts may be higher than incident counts.
 (***) Negligent Manslaughter now includes the killing of another person associated with driving under the influence, distracted driving (using a cell or smartphone), and reckless driving fatalities.

Emmons County Sheriff's Office – 2021

2021 Population Estimate		3,149	Offenses (*)		Arrests (**)		
Offense Overview			Group A Offenses	Reported	Cleared	Adult	Juvenile
Offense Total	123		Crimes Against Persons (***)				
Number Cleared	41		Murder and Nonnegligent Manslaughter	0	0	0	0
Percent Cleared	33.33%		Negligent Manslaughter	0	0	0	0
Group A Crimes per 100,000 population	3,906.0		Aggravated Assault	2	1	0	0
			Simple Assault	17	4	1	1
			Intimidation	2	2	0	1
			Stalking	0	0	0	0
			Kidnapping/Abduction	0	0	0	0
Arrest Overview			Rape	1	0	0	0
Total Arrests	38		Sodomy	0	0	0	0
Adult Arrests	36		Sexual Assault With An Object	0	0	0	0
Juvenile Arrests	2		Fondling	1	0	0	0
Unknown Age	0		Incest	0	0	0	0
Arrests per 100,000 population	1,206.7		Statutory Rape	0	0	0	0
			Commercial Sex Acts	0	0	0	0
			Involuntary Servitude	0	0	0	0
Average number offenses/incident	1.31		Crimes Against Property				
Domestic Incident Victims			Arson	0	0	0	0
Offense	Reported	Cleared	Bribery	0	0	0	0
Murder and Nonnegligent Manslaughter	0	0	Burglary/Breaking & Entering	8	2	0	0
Aggravated Assault	0	0	Counterfeiting/Forgery	4	0	0	0
Simple Assault	10	3	Destruction/Damage/Vandalism of Property	22	5	4	0
Intimidation	2	2	Embezzlement	0	0	0	0
Stalking	0	0	Extortion/Blackmail	0	0	0	0
Rape	0	0	False Pretenses/Swindle/Confidence Game	0	0	0	0
Sodomy	0	0	Credit Card/Automated Teller Machine Fraud	1	0	0	0
Sexual Assault With An Object	0	0	Impersonation	0	0	0	0
Fondling	0	0	Welfare Fraud	0	0	0	0
Incest	0	0	Wire Fraud	0	0	0	0
Statutory Rape	0	0	Identity Theft	2	0	0	0
Kidnapping/Abduction	0	0	Hacking/Computer Invasion	0	0	0	0
Total	12	5	Robbery	0	0	0	0
			Pocket-picking	0	0	0	0
			Purse-snatching	0	0	0	0
			Shoplifting	1	0	0	0
Group B Arrests			Theft From Building	1	1	0	0
Offense	Adult	Juvenile	Theft From Coin Operated Machine or Device	0	0	0	0
Bad Checks	0	0	Theft From Motor Vehicle	0	0	0	0
Curfew/Loitering/Vagrancy Violations	0	0	Theft of Motor Vehicle Parts/Accessories	1	0	0	0
Disorderly Conduct	1	0	All Other Larceny	19	0	0	0
Driving Under the Influence	6	0	Motor Vehicle Theft	8	5	1	0
Family Offenses (Nonviolent)	0	0	Stolen Property Offenses	4	3	2	0
Liquor Law Violations	5	0	Crimes Against Society				
Peeping Tom	0	0	Drug/Narcotic Violations	16	9	3	0
Trespass of Real Property	0	0	Drug Equipment Violations	10	9	4	0
All Other Offenses	9	0	Betting/Wagering	0	0	0	0
Total Group B	21	0	Operating/Promoting/Assisting Gambling	0	0	0	0
			Gambling Equipment Violations	0	0	0	0
			Sports Tampering	0	0	0	0
			Pornography/Obscene Material	1	0	0	0
			Prostitution	0	0	0	0
			Assisting or Promoting Prostitution	0	0	0	0
			Purchasing Prostitution	0	0	0	0
			Weapon Law Violations	1	0	0	0
			Animal Cruelty	1	0	0	0
			Total Group A Offenses	123	41	15	2

(*) Offenses are counted using the FBI Units of Count for Crime
 (**) The 'Arrests' column shows arrests made during the selected period, regardless of incident date. Arrest counts may be higher than incident counts.
 (***) Negligent Manslaughter now includes the killing of another person associated with driving under the influence, distracted driving (using a cell or smartphone), and reckless driving fatalities.

Foster County Sheriff's Office – 2021

2021 Population Estimate		1,202	Offenses (*)		Arrests (**)		
Offense Overview			Group A Offenses	Reported	Cleared	Adult	Juvenile
Offense Total	6		Crimes Against Persons (***)				
Number Cleared	1		Murder and Nonnegligent Manslaughter	0	0	0	0
Percent Cleared	16.67%		Negligent Manslaughter	0	0	0	0
Group A Crimes per 100,000 population	499.2		Aggravated Assault	0	0	0	0
			Simple Assault	2	1	1	0
			Intimidation	0	0	0	0
			Stalking	0	0	0	0
			Kidnapping/Abduction	0	0	0	0
Arrest Overview			Rape	0	0	0	0
Total Arrests	8		Sodomy	0	0	0	0
Adult Arrests	8		Sexual Assault With An Object	0	0	0	0
Juvenile Arrests	0		Fondling	0	0	0	0
Unknown Age	0		Incest	0	0	0	0
Arrests per 100,000 population	665.6		Statutory Rape	0	0	0	0
			Commercial Sex Acts	0	0	0	0
			Involuntary Servitude	0	0	0	0
Average number offenses/incident	0.86		Crimes Against Property				
Domestic Incident Victims			Arson	0	0	0	0
Offense	Reported	Cleared	Bribery	0	0	0	0
Murder and Nonnegligent Manslaughter	0	0	Burglary/Breaking & Entering	0	0	0	0
Aggravated Assault	0	0	Counterfeiting/Forgery	0	0	0	0
Simple Assault	1	0	Destruction/Damage/Vandalism of Property	2	0	0	0
Intimidation	0	0	Embezzlement	0	0	0	0
Stalking	0	0	Extortion/Blackmail	0	0	0	0
Rape	0	0	False Pretenses/Swindle/Confidence Game	0	0	0	0
Sodomy	0	0	Credit Card/Automated Teller Machine Fraud	0	0	0	0
Sexual Assault With An Object	0	0	Impersonation	0	0	0	0
Fondling	0	0	Welfare Fraud	0	0	0	0
Incest	0	0	Wire Fraud	0	0	0	0
Statutory Rape	0	0	Identity Theft	0	0	0	0
Kidnapping/Abduction	0	0	Hacking/Computer Invasion	0	0	0	0
Total	1	0	Robbery	0	0	0	0
			Pocket-picking	0	0	0	0
			Purse-snatching	0	0	0	0
			Shoplifting	0	0	0	0
Group B Arrests			Theft From Building	0	0	0	0
Offense	Adult	Juvenile	Theft From Coin Operated Machine or Device	0	0	0	0
Bad Checks	0	0	Theft From Motor Vehicle	0	0	0	0
Curfew/Loitering/Vagrancy Violations	0	0	Theft of Motor Vehicle Parts/Accessories	0	0	0	0
Disorderly Conduct	0	0	All Other Larceny	1	0	0	0
Driving Under the Influence	2	0	Motor Vehicle Theft	0	0	0	0
Family Offenses (Nonviolent)	0	0	Stolen Property Offenses	1	0	0	0
Liquor Law Violations	2	0	Crimes Against Society				
Peeping Tom	0	0	Drug/Narcotic Violations	0	0	0	0
Trespass of Real Property	0	0	Drug Equipment Violations	0	0	0	0
All Other Offenses	3	0	Betting/Wagering	0	0	0	0
Total Group B	7	0	Operating/Promoting/Assisting Gambling	0	0	0	0
			Gambling Equipment Violations	0	0	0	0
			Sports Tampering	0	0	0	0
			Pornography/Obscene Material	0	0	0	0
			Prostitution	0	0	0	0
			Assisting or Promoting Prostitution	0	0	0	0
			Purchasing Prostitution	0	0	0	0
			Weapon Law Violations	0	0	0	0
			Animal Cruelty	0	0	0	0
			Total Group A Offenses	6	1	1	0

(*) Offenses are counted using the FBI Units of Count for Crime
 (**) The 'Arrests' column shows arrests made during the selected period, regardless of incident date. Arrest counts may be higher than incident counts.
 (***) Negligent Manslaughter now includes the killing of another person associated with driving under the influence, distracted driving (using a cell or smartphone), and reckless driving fatalities.

Golden Valley County Sheriff's Office – 2021

2021 Population Estimate		1,740	Offenses (*)		Arrests (**)		
Offense Overview			Group A Offenses	Reported	Cleared	Adult	Juvenile
Offense Total	43		Crimes Against Persons (***)				
Number Cleared	19		Murder and Nonnegligent Manslaughter	0	0	0	0
Percent Cleared	44.19%		Negligent Manslaughter	0	0	0	0
Group A Crimes per 100,000 population	2,471.3		Aggravated Assault	0	0	0	0
Arrest Overview			Simple Assault	19	16	0	13
Total Arrests	34		Intimidation	2	1	0	0
Adult Arrests	11		Stalking	3	1	0	0
Juvenile Arrests	23		Kidnapping/Abduction	0	0	0	0
Unknown Age	0		Rape	0	0	0	0
Arrests per 100,000 population	1,954.0		Sodomy	0	0	0	0
Average number offenses/incident			Sexual Assault With An Object	0	0	0	0
	1.13		Fondling	0	0	0	0
			Incest	0	0	0	0
			Statutory Rape	0	0	0	0
			Commercial Sex Acts	0	0	0	0
			Involuntary Servitude	0	0	0	0
Domestic Incident Victims			Crimes Against Property				
Offense	Reported	Cleared	Arson	0	0	0	0
Murder and Nonnegligent Manslaughter	0	0	Bribery	0	0	0	0
Aggravated Assault	0	0	Burglary/Breaking & Entering	1	0	0	0
Simple Assault	1	0	Counterfeiting/Forgery	1	1	2	0
Intimidation	0	0	Destruction/Damage/Vandalism of Property	3	0	0	0
Stalking	0	0	Embezzlement	0	0	0	0
Rape	0	0	Extortion/Blackmail	0	0	0	0
Sodomy	0	0	False Pretenses/Swindle/Confidence Game	2	0	0	0
Sexual Assault With An Object	0	0	Credit Card/Automated Teller Machine Fraud	0	0	0	0
Fondling	0	0	Impersonation	0	0	0	0
Incest	0	0	Welfare Fraud	0	0	0	0
Statutory Rape	0	0	Wire Fraud	0	0	0	0
Kidnapping/Abduction	0	0	Identity Theft	0	0	0	0
Total	1	0	Hacking/Computer Invasion	1	0	0	0
Group B Arrests			Robbery	0	0	0	0
Offense	Adult	Juvenile	Pocket-picking	0	0	0	0
Bad Checks	0	0	Purse-snatching	0	0	0	0
Curfew/Loitering/Vagrancy Violations	0	0	Shoplifting	0	0	0	0
Disorderly Conduct	0	8	Theft From Building	0	0	0	0
Driving Under the Influence	3	0	Theft From Coin Operated Machine or Device	0	0	0	0
Family Offenses (Nonviolent)	0	2	Theft From Motor Vehicle	1	0	0	0
Liquor Law Violations	2	0	Theft of Motor Vehicle Parts/Accessories	0	0	0	0
Peeping Tom	0	0	All Other Larceny	8	0	0	0
Trespass of Real Property	1	0	Motor Vehicle Theft	0	0	0	0
All Other Offenses	3	0	Stolen Property Offenses	1	0	0	0
Total Group B	9	10	Crimes Against Society				
(*) Offenses are counted using the FBI Units of Count for Crime			Drug/Narcotic Violations	0	0	0	0
(**) The 'Arrests' column shows arrests made during the selected period, regardless of incident date. Arrest counts may be higher than incident counts.			Drug Equipment Violations	0	0	0	0
(***) Negligent Manslaughter now includes the killing of another person associated with driving under the influence, distracted driving (using a cell or smartphone), and reckless driving fatalities.			Betting/Wagering	0	0	0	0
			Operating/Promoting/Assisting Gambling	0	0	0	0
			Gambling Equipment Violations	0	0	0	0
			Sports Tampering	0	0	0	0
			Pornography/Obscene Material	0	0	0	0
			Prostitution	0	0	0	0
			Assisting or Promoting Prostitution	0	0	0	0
			Purchasing Prostitution	0	0	0	0
			Weapon Law Violations	1	0	0	0
			Animal Cruelty	0	0	0	0
			Total Group A Offenses	43	19	2	13

Grand Forks County Sheriff's Office – 2021

2021 Population Estimate	10,985	Offenses (*)		Arrests (**)		
Offense Overview		Reported	Cleared	Adult	Juvenile	
Offense Total	449	Group A Offenses				
Number Cleared	227	Crimes Against Persons (***)				
Percent Cleared	50.56%	Murder and Nonnegligent Manslaughter	0	0	0	0
Group A Crimes per 100,000 population	4,087.4	Negligent Manslaughter	0	0	0	0
		Aggravated Assault	19	14	13	0
		Simple Assault	54	34	25	2
		Intimidation	14	7	5	0
		Stalking	15	0	1	0
		Kidnapping/Abduction	1	0	0	0
		Rape	1	0	0	0
		Sodomy	0	0	0	0
		Sexual Assault With An Object	0	0	0	0
		Fondling	6	0	0	0
		Incest	0	0	0	0
		Statutory Rape	1	0	0	0
		Commercial Sex Acts	0	0	0	0
		Involuntary Servitude	0	0	0	0
		Crimes Against Property				
		Arson	0	0	0	0
		Bribery	0	0	0	0
		Burglary/Breaking & Entering	17	5	8	0
		Counterfeiting/Forgery	7	0	1	0
		Destruction/Damage/Vandalism of Property	43	11	4	1
		Embezzlement	1	0	0	0
		Extortion/Blackmail	2	0	0	0
		False Pretenses/Swindle/Confidence Game	40	23	28	0
		Credit Card/Automated Teller Machine Fraud	4	0	0	0
		Impersonation	0	0	0	0
		Welfare Fraud	1	0	1	0
		Wire Fraud	2	0	0	0
		Identity Theft	12	3	1	0
		Hacking/Computer Invasion	2	0	0	0
		Robbery	0	0	0	0
		Pocket-picking	0	0	0	0
		Purse-snatching	0	0	0	0
		Shoplifting	0	0	0	0
		Theft From Building	8	3	3	0
		Theft From Coin Operated Machine or Device	0	0	0	0
		Theft From Motor Vehicle	2	0	0	0
		Theft of Motor Vehicle Parts/Accessories	0	0	0	0
		All Other Larceny	16	3	2	0
		Motor Vehicle Theft	15	1	1	0
		Stolen Property Offenses	7	3	3	0
		Crimes Against Society				
		Drug/Narcotic Violations	73	54	44	2
		Drug Equipment Violations	74	59	28	1
		Betting/Wagering	0	0	0	0
		Operating/Promoting/Assisting Gambling	1	0	0	0
		Gambling Equipment Violations	0	0	0	0
		Sports Tampering	0	0	0	0
		Pornography/Obscene Material	1	1	0	0
		Prostitution	0	0	0	0
		Assisting or Promoting Prostitution	0	0	0	0
		Purchasing Prostitution	0	0	0	0
		Weapon Law Violations	8	6	5	0
		Animal Cruelty	2	0	0	0
		Total Group A Offenses	449	227	173	6
Domestic Incident Victims		Reported	Cleared			
Offense						
Murder and Nonnegligent Manslaughter	0	0				
Aggravated Assault	5	4				
Simple Assault	20	12				
Intimidation	4	2				
Stalking	2	0				
Rape	1	0				
Sodomy	0	0				
Sexual Assault With An Object	0	0				
Fondling	0	0				
Incest	0	0				
Statutory Rape	0	0				
Kidnapping/Abduction	1	0				
Total	33	18				
Group B Arrests		Adult	Juvenile			
Offense						
Bad Checks	0	0				
Curfew/Loitering/Vagrancy Violations	0	0				
Disorderly Conduct	5	2				
Driving Under the Influence	73	0				
Family Offenses (Nonviolent)	5	3				
Liquor Law Violations	17	6				
Peeping Tom	0	0				
Trespass of Real Property	1	0				
All Other Offenses	107	3				
Total Group B	208	14				

(*) Offenses are counted using the FBI Units of Count for Crime
 (**) The 'Arrests' column shows arrests made during the selected period, regardless of incident date. Arrest counts may be higher than incident counts.
 (***) Negligent Manslaughter now includes the killing of another person associated with driving under the influence, distracted driving (using a cell or smartphone), and reckless driving fatalities.

Grant County Sheriff's Office – 2021

2021 Population Estimate		2,194		Offenses (*)		Arrests (**)	
				Reported	Cleared	Adult	Juvenile
Offense Overview				Group A Offenses			
Offense Total	26			Crimes Against Persons (***)			
Number Cleared	5			Murder and Nonnegligent Manslaughter	0	0	0
Percent Cleared	19.23%			Negligent Manslaughter	0	0	0
Group A Crimes per 100,000 population	1,185.1			Aggravated Assault	0	0	0
				Simple Assault	2	0	0
				Intimidation	1	1	1
				Stalking	1	0	0
				Kidnapping/Abduction	0	0	0
Arrest Overview				Rape	2	0	0
Total Arrests	11			Sodomy	0	0	0
Adult Arrests	11			Sexual Assault With An Object	0	0	0
Juvenile Arrests	0			Fondling	2	1	1
Unknown Age	0			Incest	0	0	0
Arrests per 100,000 population	501.4			Statutory Rape	0	0	0
				Commercial Sex Acts	0	0	0
				Involuntary Servitude	0	0	0
Average number offenses/incident				1.08			
Domestic Incident Victims				Crimes Against Property			
Offense	Reported	Cleared		Arson	0	0	0
Murder and Nonnegligent Manslaughter	0	0		Bribery	0	0	0
Aggravated Assault	0	0		Burglary/Breaking & Entering	3	1	1
Simple Assault	2	0		Counterfeiting/Forgery	0	0	0
Intimidation	0	0		Destruction/Damage/Vandalism of Property	3	0	0
Stalking	0	0		Embezzlement	0	0	0
Rape	1	0		Extortion/Blackmail	0	0	0
Sodomy	0	0		False Pretenses/Swindle/Confidence Game	0	0	0
Sexual Assault With An Object	0	0		Credit Card/Automated Teller Machine Fraud	0	0	0
Fondling	2	1		Impersonation	0	0	0
Incest	0	0		Welfare Fraud	0	0	0
Statutory Rape	0	0		Wire Fraud	0	0	0
Kidnapping/Abduction	0	0		Identity Theft	0	0	0
Total	5	1		Hacking/Computer Invasion	0	0	0
				Robbery	0	0	0
				Pocket-picking	0	0	0
				Purse-snatching	0	0	0
Group B Arrests				Shoplifting	0	0	0
Offense	Adult	Juvenile		Theft From Building	0	0	0
Bad Checks	0	0		Theft From Coin Operated Machine or Device	0	0	0
Curfew/Loitering/Vagrancy Violations	0	0		Theft From Motor Vehicle	0	0	0
Disorderly Conduct	0	0		Theft of Motor Vehicle Parts/Accessories	0	0	0
Driving Under the Influence	1	0		All Other Larceny	3	0	0
Family Offenses (Nonviolent)	0	0		Motor Vehicle Theft	5	0	0
Liquor Law Violations	0	0		Stolen Property Offenses	1	0	0
Peeping Tom	1	0		Crimes Against Society			
Trespass of Real Property	1	0		Drug/Narcotic Violations	0	0	0
All Other Offenses	3	0		Drug Equipment Violations	3	2	2
Total Group B	6	0		Betting/Wagering	0	0	0
				Operating/Promoting/Assisting Gambling	0	0	0
				Gambling Equipment Violations	0	0	0
				Sports Tampering	0	0	0
				Pornography/Obscene Material	0	0	0
				Prostitution	0	0	0
				Assisting or Promoting Prostitution	0	0	0
				Purchasing Prostitution	0	0	0
				Weapon Law Violations	0	0	0
				Animal Cruelty	0	0	0
				Total Group A Offenses	26	5	5

(*) Offenses are counted using the FBI Units of Count for Crime
 (**) The 'Arrests' column shows arrests made during the selected period, regardless of incident date. Arrest counts may be higher than incident counts.
 (***) Negligent Manslaughter now includes the killing of another person associated with driving under the influence, distracted driving (using a cell or smartphone), and reckless driving fatalities.

Griggs County Sheriff's Office – 2021

2021 Population Estimate		2,183		Offenses (*)		Arrests (**)	
Offense Overview				Reported	Cleared	Adult	Juvenile
Offense Total	51	Group A Offenses					
Number Cleared	0	Crimes Against Persons (***)					
Percent Cleared	0.00%	Murder and Nonnegligent Manslaughter		0	0	0	0
Group A Crimes per 100,000 population	2,336.2	Negligent Manslaughter		0	0	0	0
		Aggravated Assault		1	0	0	0
		Simple Assault		7	0	0	0
		Intimidation		4	0	0	0
		Stalking		5	0	0	0
		Kidnapping/Abduction		0	0	0	0
		Rape		0	0	0	0
		Sodomy		0	0	0	0
		Sexual Assault With An Object		0	0	0	0
		Fondling		0	0	0	0
		Incest		0	0	0	0
		Statutory Rape		0	0	0	0
		Commercial Sex Acts		0	0	0	0
		Involuntary Servitude		0	0	0	0
		Crimes Against Property					
		Domestic Incident Victims					
Offense	Reported	Cleared	Arson	1	0	0	0
Murder and Nonnegligent Manslaughter	0	0	Bribery	0	0	0	0
Aggravated Assault	0	0	Burglary/Breaking & Entering	2	0	0	0
Simple Assault	3	0	Counterfeiting/Forgery	0	0	0	0
Intimidation	0	0	Destruction/Damage/Vandalism of Property	5	0	0	0
Stalking	0	0	Embezzlement	0	0	0	0
Rape	0	0	Extortion/Blackmail	0	0	0	0
Sodomy	0	0	False Pretenses/Swindle/Confidence Game	3	0	0	0
Sexual Assault With An Object	0	0	Credit Card/Automated Teller Machine Fraud	0	0	0	0
Fondling	0	0	Impersonation	0	0	0	0
Incest	0	0	Welfare Fraud	0	0	0	0
Statutory Rape	0	0	Wire Fraud	0	0	0	0
Kidnapping/Abduction	0	0	Identity Theft	0	0	0	0
Total	3	0	Hacking/Computer Invasion	0	0	0	0
			Robbery	0	0	0	0
			Pocket-picking	0	0	0	0
			Purse-snatching	0	0	0	0
			Shoplifting	0	0	0	0
			Theft From Building	3	0	0	0
			Theft From Coin Operated Machine or Device	0	0	0	0
			Theft From Motor Vehicle	0	0	0	0
			Theft of Motor Vehicle Parts/Accessories	2	0	0	0
			All Other Larceny	4	0	0	0
			Motor Vehicle Theft	2	0	0	0
			Stolen Property Offenses	1	0	0	0
			Crimes Against Society				
			Drug/Narcotic Violations	5	0	0	0
			Drug Equipment Violations	5	0	0	0
			Betting/Wagering	0	0	0	0
			Operating/Promoting/Assisting Gambling	0	0	0	0
			Gambling Equipment Violations	0	0	0	0
			Sports Tampering	0	0	0	0
			Pornography/Obscene Material	0	0	0	0
			Prostitution	0	0	0	0
			Assisting or Promoting Prostitution	0	0	0	0
			Purchasing Prostitution	0	0	0	0
			Weapon Law Violations	0	0	0	0
			Animal Cruelty	1	0	0	0
			Total Group A Offenses	51	0	0	0

(*) Offenses are counted using the FBI Units of Count for Crime
 (**) The 'Arrests' column shows arrests made during the selected period, regardless of incident date. Arrest counts may be higher than incident counts.
 (***) Negligent Manslaughter now includes the killing of another person associated with driving under the influence, distracted driving (using a cell or smartphone), and reckless driving fatalities.

Hettinger County Sheriff's Office – 2021

2021 Population Estimate		2,431	Offenses (*)		Arrests (**)		
Offense Overview			Reported	Cleared	Adult	Juvenile	
Offense Total	69						
Number Cleared	16						
Percent Cleared	23.19%						
Group A Crimes per 100,000 population	2,838.3						
Arrest Overview							
Total Arrests	15						
Adult Arrests	14						
Juvenile Arrests	1						
Unknown Age	0						
Arrests per 100,000 population	617.0						
Average number offenses/incident	1.28						
Domestic Incident Victims			Crimes Against Persons (***)				
Offense	Reported	Cleared	Murder and Nonnegligent Manslaughter	Negligent Manslaughter	Aggravated Assault	Simple Assault	
Murder and Nonnegligent Manslaughter	0	0	0	0	1	10	
Aggravated Assault	1	1	0	0	1	3	
Simple Assault	5	2	0	0	1	6	
Intimidation	5	5	0	0	0	8	
Stalking	2	0	0	0	0	8	
Rape	0	0	0	0	0	0	
Sodomy	0	0	0	0	0	0	
Sexual Assault With An Object	0	0	0	0	0	0	
Fondling	0	0	0	0	0	0	
Incest	0	0	0	0	0	0	
Statutory Rape	0	0	0	0	0	0	
Kidnapping/Abduction	0	0	0	0	0	0	
Total	13	8	0	0	0	0	
Group B Arrests			Crimes Against Property				
Offense	Adult	Juvenile	Arson	Bribery	Burglary/Breaking & Entering	Counterfeiting/Forgery	
Bad Checks	0	0	0	0	1	1	
Curfew/Loitering/Vagrancy Violations	0	0	0	0	0	0	
Disorderly Conduct	0	0	0	0	0	0	
Driving Under the Influence	3	0	0	0	0	0	
Family Offenses (Nonviolent)	0	1	0	0	0	0	
Liquor Law Violations	1	0	0	0	0	0	
Peeping Tom	0	0	0	0	0	0	
Trespass of Real Property	0	0	0	0	0	0	
All Other Offenses	0	0	0	0	0	0	
Total Group B	4	1	0	0	0	0	
			Extortion/Blackmail	False Pretenses/Swindle/Confidence Game	Credit Card/Automated Teller Machine Fraud	Impersonation	
			1	0	0	0	
			Welfare Fraud	Wire Fraud	Identity Theft	Hacking/Computer Invasion	
			1	0	2	1	
			Robbery	Pocket-picking	Purse-snatching	Shoplifting	
			0	0	0	0	
			Theft From Building	Theft From Coin Operated Machine or Device	Theft From Motor Vehicle	Theft of Motor Vehicle Parts/Accessories	
			0	0	0	0	
			All Other Larceny	Motor Vehicle Theft	Stolen Property Offenses	Crimes Against Society	
			3	0	0	0	
			Drug/Narcotic Violations	Drug Equipment Violations	Betting/Wagering	Operating/Promoting/Assisting Gambling	
			6	1	0	0	
			Gambling Equipment Violations	Sports Tampering	Pornography/Obscene Material	Prostitution	
			0	0	0	0	
			Assisting or Promoting Prostitution	Purchasing Prostitution	Weapon Law Violations	Animal Cruelty	
			0	0	1	2	
			Total Group A Offenses	69	16	10	0

(*) Offenses are counted using the FBI Units of Count for Crime
 (**) The 'Arrests' column shows arrests made during the selected period, regardless of incident date. Arrest counts may be higher than incident counts.
 (***) Negligent Manslaughter now includes the killing of another person associated with driving under the influence, distracted driving (using a cell or smartphone), and reckless driving fatalities.

Kidder County Sheriff's Office – 2021

2021 Population Estimate		1,754	Offenses (*)		Arrests (**)	
Offense Overview			Reported	Cleared	Adult	Juvenile
Offense Total	12		12	4	4	0
Number Cleared	4					
Percent Cleared	33.33%					
Group A Crimes per 100,000 population	684.2					
Arrest Overview			Crimes Against Persons (***)			
Total Arrests	6		Murder and Nonnegligent Manslaughter	0	0	0
Adult Arrests	6		Negligent Manslaughter	0	0	0
Juvenile Arrests	0		Aggravated Assault	0	0	0
Unknown Age	0		Simple Assault	2	2	2
Arrests per 100,000 population	342.1		Intimidation	0	0	0
Average number offenses/incident	1.00		Stalking	0	0	0
Domestic Incident Victims			Kidnapping/Abduction			
Offense	Reported	Cleared	Rape	0	0	0
Murder and Nonnegligent Manslaughter	0	0	Sodomy	0	0	0
Aggravated Assault	0	0	Sexual Assault With An Object	0	0	0
Simple Assault	2	2	Fondling	0	0	0
Intimidation	0	0	Incest	0	0	0
Stalking	0	0	Statutory Rape	0	0	0
Rape	0	0	Commercial Sex Acts	0	0	0
Sodomy	0	0	Involuntary Servitude	0	0	0
Sexual Assault With An Object	0	0	Crimes Against Property			
Fondling	0	0	Arson	0	0	0
Incest	0	0	Bribery	0	0	0
Statutory Rape	0	0	Burglary/Breaking & Entering	2	0	0
Kidnapping/Abduction	0	0	Counterfeiting/Forgery	0	0	0
Total	2	2	Destruction/Damage/Vandalism of Property	2	0	0
Group B Arrests			Embezzlement	0	0	0
Offense	Adult	Juvenile	Extortion/Blackmail	0	0	0
Bad Checks	0	0	False Pretenses/Swindle/Confidence Game	1	0	0
Curfew/Loitering/Vagrancy Violations	0	0	Credit Card/Automated Teller Machine Fraud	0	0	0
Disorderly Conduct	0	0	Impersonation	0	0	0
Driving Under the Influence	0	0	Welfare Fraud	0	0	0
Family Offenses (Nonviolent)	0	0	Wire Fraud	0	0	0
Liquor Law Violations	0	0	Identity Theft	0	0	0
Peeping Tom	0	0	Hacking/Computer Invasion	0	0	0
Trespass of Real Property	2	0	Robbery	0	0	0
All Other Offenses	0	0	Pocket-picking	0	0	0
Total Group B	2	0	Purse-snatching	0	0	0
(*) Offenses are counted using the FBI Units of Count for Crime			Shoplifting	0	0	0
(**) The 'Arrests' column shows arrests made during the selected period, regardless of incident date. Arrest counts may be higher than incident counts.			Theft From Building	0	0	0
(***) Negligent Manslaughter now includes the killing of another person associated with driving under the influence, distracted driving (using a cell or smartphone), and reckless driving fatalities.			Theft From Coin Operated Machine or Device	0	0	0
			Theft From Motor Vehicle	1	0	0
			Theft of Motor Vehicle Parts/Accessories	0	0	0
			All Other Larceny	4	2	2
			Motor Vehicle Theft	0	0	0
			Stolen Property Offenses	0	0	0
			Crimes Against Society			
			Drug/Narcotic Violations	0	0	0
			Drug Equipment Violations	0	0	0
			Betting/Wagering	0	0	0
			Operating/Promoting/Assisting Gambling	0	0	0
			Gambling Equipment Violations	0	0	0
			Sports Tampering	0	0	0
			Pornography/Obscene Material	0	0	0
			Prostitution	0	0	0
			Assisting or Promoting Prostitution	0	0	0
			Purchasing Prostitution	0	0	0
			Weapon Law Violations	0	0	0
			Animal Cruelty	0	0	0
			Total Group A Offenses	12	4	4

LaMoure County Sheriff's Office – 2021

2021 Population Estimate		3,132		Offenses (*)		Arrests (**)		
				Reported	Cleared	Adult	Juvenile	
Offense Overview				Group A Offenses				
Offense Total		34		Crimes Against Persons (***)				
Number Cleared		14		Murder and Nonnegligent Manslaughter	0	0	0	0
Percent Cleared		41.18%		Negligent Manslaughter	0	0	0	0
Group A Crimes per 100,000 population		1,085.6		Aggravated Assault	1	1	1	0
				Simple Assault	7	3	1	1
				Intimidation	4	3	0	1
				Stalking	0	0	0	0
				Kidnapping/Abduction	0	0	0	0
Arrest Overview				Rape	0	0	0	0
Total Arrests		44		Sodomy	0	0	0	0
Adult Arrests		34		Sexual Assault With An Object	0	0	0	0
Juvenile Arrests		10		Fondling	1	0	0	0
Unknown Age		0		Incest	0	0	0	0
Arrests per 100,000 population		1,404.9		Statutory Rape	0	0	0	0
				Commercial Sex Acts	0	0	0	0
				Involuntary Servitude	0	0	0	0
Average number offenses/incident		1.17		Crimes Against Property				
Domestic Incident Victims				Arson	0	0	0	0
Offense	Reported	Cleared		Bribery	0	0	0	0
Murder and Nonnegligent Manslaughter	0	0		Burglary/Breaking & Entering	0	0	0	0
Aggravated Assault	1	1		Counterfeiting/Forgery	0	0	0	0
Simple Assault	5	3		Destruction/Damage/Vandalism of Property	4	3	1	6
Intimidation	0	0		Embezzlement	0	0	0	0
Stalking	0	0		Extortion/Blackmail	0	0	0	0
Rape	0	0		False Pretenses/Swindle/Confidence Game	0	0	0	0
Sodomy	0	0		Credit Card/Automated Teller Machine Fraud	1	0	0	0
Sexual Assault With An Object	0	0		Impersonation	0	0	0	0
Fondling	0	0		Welfare Fraud	0	0	0	0
Incest	0	0		Wire Fraud	0	0	0	0
Statutory Rape	0	0		Identity Theft	0	0	0	0
Kidnapping/Abduction	0	0		Hacking/Computer Invasion	0	0	0	0
Total	6	4		Robbery	0	0	0	0
				Pocket-picking	0	0	0	0
				Purse-snatching	0	0	0	0
				Shoplifting	0	0	0	0
Group B Arrests				Theft From Building	1	0	0	0
Offense	Adult	Juvenile		Theft From Coin Operated Machine or Device	0	0	0	0
Bad Checks	0	0		Theft From Motor Vehicle	0	0	0	0
Curfew/Loitering/Vagrancy Violations	0	0		Theft of Motor Vehicle Parts/Accessories	3	1	2	0
Disorderly Conduct	0	0		All Other Larceny	4	0	0	0
Driving Under the Influence	9	0		Motor Vehicle Theft	1	0	0	0
Family Offenses (Nonviolent)	0	2		Stolen Property Offenses	3	1	1	0
Liquor Law Violations	4	0		Crimes Against Society				
Peeping Tom	0	0		Drug/Narcotic Violations	2	1	1	0
Trespass of Real Property	0	0		Drug Equipment Violations	1	1	0	0
All Other Offenses	14	0		Betting/Wagering	0	0	0	0
Total Group B	27	2		Operating/Promoting/Assisting Gambling	0	0	0	0
				Gambling Equipment Violations	0	0	0	0
				Sports Tampering	0	0	0	0
				Pornography/Obscene Material	1	0	0	0
				Prostitution	0	0	0	0
				Assisting or Promoting Prostitution	0	0	0	0
				Purchasing Prostitution	0	0	0	0
				Weapon Law Violations	0	0	0	0
				Animal Cruelty	0	0	0	0
				Total Group A Offenses	34	14	7	8

(*) Offenses are counted using the FBI Units of Count for Crime
 (**) The 'Arrests' column shows arrests made during the selected period, regardless of incident date. Arrest counts may be higher than incident counts.
 (***) Negligent Manslaughter now includes the killing of another person associated with driving under the influence, distracted driving (using a cell or smartphone), and reckless driving fatalities.

Logan County Sheriff's Office – 2021

2021 Population Estimate		1,110	Offenses (*)		Arrests (**)		
Offense Overview			Reported	Cleared	Adult	Juvenile	
Offense Total	6		Group A Offenses				
Number Cleared	6		Crimes Against Persons (***)				
Percent Cleared	100.00%		Murder and Nonnegligent Manslaughter	0	0	0	0
Group A Crimes per 100,000 population	540.5		Negligent Manslaughter	0	0	0	0
Arrest Overview			Aggravated Assault	1	1	0	0
Total Arrests	13		Simple Assault	1	1	1	0
Adult Arrests	13		Intimidation	2	2	2	0
Juvenile Arrests	0		Stalking	0	0	0	0
Unknown Age	0		Kidnapping/Abduction	0	0	0	0
Arrests per 100,000 population	1,171.2		Rape	0	0	0	0
Average number offenses/incident	1.00		Sodomy	0	0	0	0
Domestic Incident Victims			Sexual Assault With An Object	0	0	0	0
Offense	Reported	Cleared	Fondling	0	0	0	0
Murder and Nonnegligent Manslaughter	0	0	Incest	0	0	0	0
Aggravated Assault	1	1	Statutory Rape	0	0	0	0
Simple Assault	1	1	Commercial Sex Acts	0	0	0	0
Intimidation	2	2	Involuntary Servitude	0	0	0	0
Stalking	0	0	Crimes Against Property				
Rape	0	0	Arson	0	0	0	0
Sodomy	0	0	Bribery	0	0	0	0
Sexual Assault With An Object	0	0	Burglary/Breaking & Entering	1	1	1	0
Fondling	0	0	Counterfeiting/Forgery	0	0	0	0
Incest	0	0	Destruction/Damage/Vandalism of Property	0	0	0	0
Statutory Rape	0	0	Embezzlement	0	0	0	0
Kidnapping/Abduction	0	0	Extortion/Blackmail	0	0	0	0
Total	4	4	False Pretenses/Swindle/Confidence Game	0	0	0	0
Group B Arrests			Credit Card/Automated Teller Machine Fraud	0	0	0	0
Offense	Adult	Juvenile	Impersonation	0	0	0	0
Bad Checks	0	0	Welfare Fraud	0	0	0	0
Curfew/Loitering/Vagrancy Violations	0	0	Wire Fraud	0	0	0	0
Disorderly Conduct	5	0	Identity Theft	0	0	0	0
Driving Under the Influence	0	0	Hacking/Computer Invasion	0	0	0	0
Family Offenses (Nonviolent)	0	0	Robbery	0	0	0	0
Liquor Law Violations	1	0	Pocket-picking	0	0	0	0
Peeping Tom	0	0	Purse-snatching	0	0	0	0
Trespass of Real Property	0	0	Shoplifting	0	0	0	0
All Other Offenses	1	0	Theft From Building	0	0	0	0
Total Group B	7	0	Theft From Coin Operated Machine or Device	0	0	0	0
(*) Offenses are counted using the FBI Units of Count for Crime			Theft From Motor Vehicle	0	0	0	0
(**) The 'Arrests' column shows arrests made during the selected period, regardless of incident date. Arrest counts may be higher than incident counts.			Theft of Motor Vehicle Parts/Accessories	0	0	0	0
(***) Negligent Manslaughter now includes the killing of another person associated with driving under the influence, distracted driving (using a cell or smartphone), and reckless driving fatalities.			All Other Larceny	0	0	1	0
			Motor Vehicle Theft	0	0	0	0
			Stolen Property Offenses	0	0	0	0
			Crimes Against Society				
			Drug/Narcotic Violations	1	1	1	0
			Drug Equipment Violations	0	0	0	0
			Betting/Wagering	0	0	0	0
			Operating/Promoting/Assisting Gambling	0	0	0	0
			Gambling Equipment Violations	0	0	0	0
			Sports Tampering	0	0	0	0
			Pornography/Obscene Material	0	0	0	0
			Prostitution	0	0	0	0
			Assisting or Promoting Prostitution	0	0	0	0
			Purchasing Prostitution	0	0	0	0
			Weapon Law Violations	0	0	0	0
			Animal Cruelty	0	0	0	0
			Total Group A Offenses	6	6	6	0

McHenry County Sheriff's Office – 2021

2021 Population Estimate		5,716	Offenses (*)		Arrests (**)		
Offense Overview			Reported	Cleared	Adult	Juvenile	
Offense Total	210		Group A Offenses				
Number Cleared	151		Crimes Against Persons (***)				
Percent Cleared	71.90%		Murder and Nonnegligent Manslaughter	0	0	0	0
Group A Crimes per 100,000 population	3,673.9		Negligent Manslaughter	1	1	1	0
Arrest Overview			Aggravated Assault	5	2	3	0
Total Arrests	151		Simple Assault	7	4	4	0
Adult Arrests	136		Intimidation	8	6	2	0
Juvenile Arrests	15		Stalking	4	4	2	0
Unknown Age	0		Kidnapping/Abduction	0	0	0	0
Arrests per 100,000 population	2,641.7		Rape	2	2	4	0
Average number offenses/incident	1.45		Sodomy	0	0	0	0
Domestic Incident Victims			Sexual Assault With An Object	0	0	0	0
Offense	Reported	Cleared	Fondling	1	0	0	0
Murder and Nonnegligent Manslaughter	0	0	Incest	0	0	0	0
Aggravated Assault	3	1	Statutory Rape	0	0	0	0
Simple Assault	5	3	Commercial Sex Acts	0	0	0	0
Intimidation	3	2	Involuntary Servitude	0	0	0	0
Stalking	4	4	Crimes Against Property				
Rape	1	1	Arson	0	0	0	0
Sodomy	0	0	Bribery	1	0	0	0
Sexual Assault With An Object	0	0	Burglary/Breaking & Entering	7	1	5	0
Fondling	1	0	Counterfeiting/Forgery	0	0	0	0
Incest	0	0	Destruction/Damage/Vandalism of Property	20	6	1	1
Statutory Rape	0	0	Embezzlement	1	0	0	0
Kidnapping/Abduction	0	0	Extortion/Blackmail	1	0	0	0
Total	17	11	False Pretenses/Swindle/Confidence Game	17	15	14	3
Group B Arrests			Credit Card/Automated Teller Machine Fraud	0	0	0	0
Offense	Adult	Juvenile	Impersonation	0	0	0	0
Bad Checks	0	0	Welfare Fraud	0	0	0	0
Curfew/Loitering/Vagrancy Violations	0	0	Wire Fraud	1	0	0	0
Disorderly Conduct	2	0	Identity Theft	0	0	0	0
Driving Under the Influence	18	2	Hacking/Computer Invasion	0	0	0	0
Family Offenses (Nonviolent)	0	0	Robbery	0	0	0	0
Liquor Law Violations	1	4	Pocket-picking	0	0	0	0
Peeping Tom	0	0	Purse-snatching	0	0	0	0
Trespass of Real Property	1	0	Shoplifting	0	0	0	0
All Other Offenses	10	0	Theft From Building	1	0	0	0
Total Group B	32	6	Theft From Coin Operated Machine or Device	0	0	0	0
			Theft From Motor Vehicle	2	1	1	0
			Theft of Motor Vehicle Parts/Accessories	0	0	0	0
			All Other Larceny	9	2	2	0
			Motor Vehicle Theft	9	2	2	0
			Stolen Property Offenses	7	7	2	3
			Crimes Against Society				
			Drug/Narcotic Violations	44	42	31	1
			Drug Equipment Violations	51	46	24	1
			Betting/Wagering	0	0	0	0
			Operating/Promoting/Assisting Gambling	0	0	0	0
			Gambling Equipment Violations	0	0	0	0
			Sports Tampering	0	0	0	0
			Pornography/Obscene Material	0	0	0	0
			Prostitution	0	0	0	0
			Assisting or Promoting Prostitution	0	0	0	0
			Purchasing Prostitution	0	0	0	0
			Weapon Law Violations	11	10	6	0
			Animal Cruelty	0	0	0	0
			Total Group A Offenses	210	151	104	9

(*) Offenses are counted using the FBI Units of Count for Crime
 (**) The 'Arrests' column shows arrests made during the selected period, regardless of incident date. Arrest counts may be higher than incident counts.
 (***) Negligent Manslaughter now includes the killing of another person associated with driving under the influence, distracted driving (using a cell or smartphone), and reckless driving fatalities.

McIntosh County Sheriff's Office – 2021

2021 Population Estimate		1,545		Offenses (*)		Arrests (**)		
Offense Overview				Group A Offenses	Reported	Cleared	Adult	Juvenile
Offense Total		29		Crimes Against Persons (***)				
Number Cleared		14		Murder and Nonnegligent Manslaughter	0	0	0	0
Percent Cleared		48.28%		Negligent Manslaughter	0	0	0	0
Group A Crimes per 100,000 population		1,877.0		Aggravated Assault	0	0	0	0
Arrest Overview				Simple Assault	5	3	2	1
Total Arrests		21		Intimidation	0	0	0	0
Adult Arrests		20		Stalking	1	0	0	0
Juvenile Arrests		1		Kidnapping/Abduction	0	0	0	0
Unknown Age		0		Rape	1	0	0	0
Arrests per 100,000 population		1,359.2		Sodomy	0	0	0	0
Average number offenses/incident				Sexual Assault With An Object	0	0	0	0
				Fondling	1	0	0	0
				Incest	0	0	0	0
				Statutory Rape	0	0	0	0
				Commercial Sex Acts	0	0	0	0
				Involuntary Servitude	0	0	0	0
Domestic Incident Victims				Crimes Against Property				
Offense	Reported	Cleared		Arson	0	0	0	0
Murder and Nonnegligent Manslaughter	0	0		Bribery	0	0	0	0
Aggravated Assault	0	0		Burglary/Breaking & Entering	1	1	3	0
Simple Assault	4	3		Counterfeiting/Forgery	0	0	0	0
Intimidation	0	0		Destruction/Damage/Vandalism of Property	6	2	1	0
Stalking	1	0		Embezzlement	0	0	0	0
Rape	1	0		Extortion/Blackmail	0	0	0	0
Sodomy	0	0		False Pretenses/Swindle/Confidence Game	0	0	1	0
Sexual Assault With An Object	0	0		Credit Card/Automated Teller Machine Fraud	0	0	0	0
Fondling	0	0		Impersonation	0	0	0	0
Incest	0	0		Welfare Fraud	0	0	0	0
Statutory Rape	0	0		Wire Fraud	0	0	0	0
Kidnapping/Abduction	0	0		Identity Theft	0	0	0	0
Total	6	3		Hacking/Computer Invasion	0	0	0	0
Group B Arrests				Robbery	0	0	0	0
Offense	Adult	Juvenile		Pocket-picking	0	0	0	0
Bad Checks	0	0		Purse-snatching	0	0	0	0
Curfew/Loitering/Vagrancy Violations	0	0		Shoplifting	0	0	0	0
Disorderly Conduct	1	0		Theft From Building	0	0	0	0
Driving Under the Influence	2	0		Theft From Coin Operated Machine or Device	0	0	0	0
Family Offenses (Nonviolent)	0	0		Theft From Motor Vehicle	0	0	0	0
Liquor Law Violations	3	0		Theft of Motor Vehicle Parts/Accessories	0	0	0	0
Peeping Tom	0	0		All Other Larceny	8	2	2	0
Trespass of Real Property	0	0		Motor Vehicle Theft	2	2	1	0
All Other Offenses	1	0		Stolen Property Offenses	0	0	0	0
Total Group B	7	0		Crimes Against Society				
(*) Offenses are counted using the FBI Units of Count for Crime				Drug/Narcotic Violations	2	2	2	0
(**) The 'Arrests' column shows arrests made during the selected period, regardless of incident date. Arrest counts may be higher than incident counts.				Drug Equipment Violations	2	2	1	0
(***) Negligent Manslaughter now includes the killing of another person associated with driving under the influence, distracted driving (using a cell or smartphone), and reckless driving fatalities.				Betting/Wagering	0	0	0	0
				Operating/Promoting/Assisting Gambling	0	0	0	0
				Gambling Equipment Violations	0	0	0	0
				Sports Tampering	0	0	0	0
				Pornography/Obscene Material	0	0	0	0
				Prostitution	0	0	0	0
				Assisting or Promoting Prostitution	0	0	0	0
				Purchasing Prostitution	0	0	0	0
				Weapon Law Violations	0	0	0	0
				Animal Cruelty	0	0	0	0
				Total Group A Offenses	29	14	13	1

McKenzie County Sheriff's Office – 2021

2021 Population Estimate		7,323		Offenses (*)		Arrests (**)		
Offense Overview				Reported	Cleared	Adult	Juvenile	
Offense Total	465	Group A Offenses						
Number Cleared	191	Crimes Against Persons (***)						
Percent Cleared	41.08%	Murder and Nonnegligent Manslaughter	0	0	0	0		
Group A Crimes per 100,000 population	6,349.9	Negligent Manslaughter	0	0	0	0		
Arrest Overview				Aggravated Assault	11	7	7	
Total Arrests	338	Simple Assault	41	27	23	1		
Adult Arrests	326	Intimidation	8	3	1	0		
Juvenile Arrests	12	Stalking	1	0	0	0		
Unknown Age	0	Kidnapping/Abduction	1	0	0	0		
Arrests per 100,000 population	4,615.6	Rape	3	0	0	0		
Average number offenses/incident	1.32	Sodomy	0	0	0	0		
Domestic Incident Victims				Sexual Assault With An Object	0	0	0	
Offense	Reported	Cleared	Crimes Against Property					
Murder and Nonnegligent Manslaughter	0	0	Arson	3	1	1	0	
Aggravated Assault	6	4	Bribery	0	0	0	0	
Simple Assault	23	20	Burglary/Breaking & Entering	10	1	1	0	
Intimidation	2	0	Counterfeiting/Forgery	0	0	0	0	
Stalking	0	0	Destruction/Damage/Vandalism of Property	30	6	3	1	
Rape	0	0	Embezzlement	0	0	0	0	
Sodomy	0	0	Extortion/Blackmail	0	0	0	0	
Sexual Assault With An Object	0	0	False Pretenses/Swindle/Confidence Game	6	1	1	0	
Fondling	1	1	Credit Card/Automated Teller Machine Fraud	1	0	0	0	
Incest	0	0	Impersonation	2	0	0	0	
Statutory Rape	0	0	Welfare Fraud	0	0	0	0	
Kidnapping/Abduction	1	0	Wire Fraud	0	0	0	0	
Total	33	25	Identity Theft	0	0	0	0	
Group B Arrests				Hacking/Computer Invasion	0	0	0	
Offense	Adult	Juvenile	Robbery	1	1	1	0	
Bad Checks	0	0	Pocket-picking	0	0	0	0	
Curfew/Loitering/Vagrancy Violations	0	0	Purse-snatching	0	0	0	0	
Disorderly Conduct	2	0	Shoplifting	0	0	0	0	
Driving Under the Influence	153	2	Theft From Building	3	0	0	0	
Family Offenses (Nonviolent)	0	0	Theft From Coin Operated Machine or Device	0	0	0	0	
Liquor Law Violations	12	1	Theft From Motor Vehicle	2	0	0	0	
Peeping Tom	0	0	Theft of Motor Vehicle Parts/Accessories	0	0	0	0	
Trespass of Real Property	3	0	All Other Larceny	61	5	1	3	
All Other Offenses	21	1	Motor Vehicle Theft	19	1	0	1	
Total Group B	191	4	Stolen Property Offenses	11	3	3	0	
Crimes Against Society				Drug/Narcotic Violations	112	59	55	1
(*) Offenses are counted using the FBI Units of Count for Crime				Drug Equipment Violations	133	72	36	1
(**) The 'Arrests' column shows arrests made during the selected period, regardless of incident date. Arrest counts may be higher than incident counts.				Betting/Wagering	0	0	0	0
(***) Negligent Manslaughter now includes the killing of another person associated with driving under the influence, distracted driving (using a cell or smartphone), and reckless driving fatalities.				Operating/Promoting/Assisting Gambling	0	0	0	0
				Gambling Equipment Violations	0	0	0	0
				Sports Tampering	0	0	0	0
				Pornography/Obscene Material	0	0	0	0
				Prostitution	0	0	0	0
				Assisting or Promoting Prostitution	0	0	0	0
				Purchasing Prostitution	0	0	0	0
				Weapon Law Violations	3	3	2	0
				Animal Cruelty	0	0	0	0
				Total Group A Offenses	465	191	135	8

McLean County Sheriff's Office – 2021

2021 Population Estimate		7,985	Offenses (*)		Arrests (**)		
Offense Overview			Group A Offenses	Reported	Cleared	Adult	Juvenile
Offense Total	486		Crimes Against Persons (***)				
Number Cleared	310		Murder and Nonnegligent Manslaughter	0	0	0	0
Percent Cleared	63.79%		Negligent Manslaughter	0	0	0	0
Group A Crimes per 100,000 population	6,086.4		Aggravated Assault	7	5	3	1
			Simple Assault	15	10	9	1
			Intimidation	6	5	4	1
			Stalking	16	0	0	0
			Kidnapping/Abduction	0	0	0	0
			Rape	1	0	0	0
			Sodomy	0	0	0	0
			Sexual Assault With An Object	0	0	0	0
			Fondling	4	0	0	0
			Incest	0	0	0	0
			Statutory Rape	1	0	0	0
			Commercial Sex Acts	0	0	0	0
			Involuntary Servitude	0	0	0	0
			Crimes Against Property				
			Arson	0	0	0	0
			Bribery	0	0	0	0
			Burglary/Breaking & Entering	10	3	5	0
			Counterfeiting/Forgery	1	0	0	0
			Destruction/Damage/Vandalism of Property	28	6	5	0
			Embezzlement	2	1	0	0
			Extortion/Blackmail	0	0	0	0
			False Pretenses/Swindle/Confidence Game	21	16	13	0
			Credit Card/Automated Teller Machine Fraud	4	0	0	0
			Impersonation	0	0	0	0
			Welfare Fraud	0	0	0	0
			Wire Fraud	1	0	0	0
			Identity Theft	4	1	3	0
			Hacking/Computer Invasion	0	0	0	0
			Robbery	0	0	0	0
			Pocket-picking	0	0	0	0
			Purse-snatching	0	0	0	0
			Shoplifting	0	0	0	0
			Theft From Building	4	0	0	0
			Theft From Coin Operated Machine or Device	1	0	0	0
			Theft From Motor Vehicle	10	0	0	0
			Theft of Motor Vehicle Parts/Accessories	11	0	0	0
			All Other Larceny	30	8	8	1
			Motor Vehicle Theft	12	3	2	0
			Stolen Property Offenses	6	4	3	0
			Crimes Against Society				
			Drug/Narcotic Violations	136	117	95	8
			Drug Equipment Violations	135	117	50	3
			Betting/Wagering	0	0	0	0
			Operating/Promoting/Assisting Gambling	0	0	0	0
			Gambling Equipment Violations	1	0	0	0
			Sports Tampering	0	0	0	0
			Pornography/Obscene Material	0	0	0	0
			Prostitution	0	0	0	0
			Assisting or Promoting Prostitution	0	0	0	0
			Purchasing Prostitution	0	0	0	0
			Weapon Law Violations	15	14	9	1
			Animal Cruelty	4	0	0	0
			Total Group A Offenses	486	310	209	16
Domestic Incident Victims							
Offense	Reported	Cleared					
Murder and Nonnegligent Manslaughter	0	0					
Aggravated Assault	3	2					
Simple Assault	9	7					
Intimidation	2	1					
Stalking	5	0					
Rape	1	0					
Sodomy	0	0					
Sexual Assault With An Object	0	0					
Fondling	0	0					
Incest	0	0					
Statutory Rape	1	0					
Kidnapping/Abduction	0	0					
Total	21	10					
Group B Arrests							
Offense	Adult	Juvenile					
Bad Checks	1	0					
Curfew/Loitering/Vagrancy Violations	0	0					
Disorderly Conduct	9	4					
Driving Under the Influence	47	0					
Family Offenses (Nonviolent)	1	1					
Liquor Law Violations	14	9					
Peeping Tom	0	0					
Trespass of Real Property	1	0					
All Other Offenses	15	6					
Total Group B	88	20					

(*) Offenses are counted using the FBI Units of Count for Crime
 (**) The 'Arrests' column shows arrests made during the selected period, regardless of incident date. Arrest counts may be higher than incident counts.
 (***) Negligent Manslaughter now includes the killing of another person associated with driving under the influence, distracted driving (using a cell or smartphone), and reckless driving fatalities.

Mercer County Sheriff's Office – 2021

2021 Population Estimate		2,685		Offenses (*)		Arrests (**)		
Offense Overview				Group A Offenses	Reported	Cleared	Adult	Juvenile
Offense Total	165	Crimes Against Persons (***)		Murder and Nonnegligent Manslaughter	0	0	0	0
Number Cleared	105	Negligent Manslaughter			0	0	0	0
Percent Cleared	63.64%	Aggravated Assault			4	3	2	0
Group A Crimes per 100,000 population	6,145.3	Simple Assault			16	12	10	0
		Intimidation			2	2	2	0
		Stalking			5	0	0	0
		Kidnapping/Abduction			0	0	0	0
		Rape			1	1	1	0
		Sodomy			0	0	0	0
		Sexual Assault With An Object			0	0	0	0
		Fondling			2	0	0	0
		Incest			0	0	0	0
		Statutory Rape			0	0	0	0
		Commercial Sex Acts			0	0	0	0
		Involuntary Servitude			0	0	0	0
		Arrest Overview		Crimes Against Property				
Total Arrests	148	Arson			0	0	0	0
Adult Arrests	145	Bribery			0	0	0	0
Juvenile Arrests	3	Burglary/Breaking & Entering			6	2	2	0
Unknown Age	0	Counterfeiting/Forgery			0	0	0	0
Arrests per 100,000 population	5,512.1	Destruction/Damage/Vandalism of Property			17	4	2	0
		Embezzlement			0	0	0	0
		Extortion/Blackmail			0	0	0	0
		False Pretenses/Swindle/Confidence Game			3	2	2	0
		Credit Card/Automated Teller Machine Fraud			0	0	0	0
		Impersonation			1	0	0	0
		Welfare Fraud			0	0	0	0
		Wire Fraud			0	0	0	0
		Identity Theft			0	0	0	0
		Hacking/Computer Invasion			0	0	0	0
		Robbery			0	0	0	0
		Pocket-picking			0	0	0	0
		Purse-snatching			0	0	0	0
		Shoplifting			0	0	0	0
		Theft From Building			4	0	0	0
		Theft From Coin Operated Machine or Device			0	0	0	0
		Theft From Motor Vehicle			3	1	1	0
		Theft of Motor Vehicle Parts/Accessories			3	0	0	0
		All Other Larceny			11	2	3	0
		Motor Vehicle Theft			8	1	1	0
		Stolen Property Offenses			4	2	2	0
		Crimes Against Society						
		Drug/Narcotic Violations			32	32	21	0
		Drug Equipment Violations			38	36	20	0
		Betting/Wagering			0	0	0	0
		Operating/Promoting/Assisting Gambling			0	0	0	0
		Gambling Equipment Violations			0	0	0	0
		Sports Tampering			0	0	0	0
		Pornography/Obscene Material			0	0	0	0
		Prostitution			0	0	0	0
		Assisting or Promoting Prostitution			0	0	0	0
		Purchasing Prostitution			0	0	0	0
		Weapon Law Violations			4	4	4	0
		Animal Cruelty			1	1	1	0
		Total Group A Offenses			165	105	74	0
Domestic Incident Victims								
Offense	Reported	Cleared						
Murder and Nonnegligent Manslaughter	0	0						
Aggravated Assault	1	1						
Simple Assault	10	8						
Intimidation	2	2						
Stalking	0	0						
Rape	0	0						
Sodomy	0	0						
Sexual Assault With An Object	0	0						
Fondling	0	0						
Incest	0	0						
Statutory Rape	0	0						
Kidnapping/Abduction	0	0						
Total	13	11						
Group B Arrests								
Offense	Adult	Juvenile						
Bad Checks	9	0						
Curfew/Loitering/Vagrancy Violations	0	0						
Disorderly Conduct	0	0						
Driving Under the Influence	20	0						
Family Offenses (Nonviolent)	0	2						
Liquor Law Violations	30	1						
Peeping Tom	0	0						
Trespass of Real Property	3	0						
All Other Offenses	9	0						
Total Group B	71	3						

(*) Offenses are counted using the FBI Units of Count for Crime
 (**) The 'Arrests' column shows arrests made during the selected period, regardless of incident date. Arrest counts may be higher than incident counts.
 (***) Negligent Manslaughter now includes the killing of another person associated with driving under the influence, distracted driving (using a cell or smartphone), and reckless driving fatalities.

Morton County Sheriff's Office – 2021

2021 Population Estimate		8,577	Offenses (*)		Arrests (**)	
Offense Overview			Reported	Cleared	Adult	Juvenile
Offense Total	288					
Number Cleared	90					
Percent Cleared	31.25%					
Group A Crimes per 100,000 population	3,357.8					
Arrest Overview						
Total Arrests	198					
Adult Arrests	171					
Juvenile Arrests	27					
Unknown Age	0					
Arrests per 100,000 population	2,308.5					
Average number offenses/incident	1.18					
Domestic Incident Victims			Group A Offenses			
Offense	Reported	Cleared	Crimes Against Persons (***)			
Murder and Nonnegligent Manslaughter	0	0	Murder and Nonnegligent Manslaughter	0	0	0
Aggravated Assault	3	3	Negligent Manslaughter	0	0	0
Simple Assault	32	14	Aggravated Assault	4	3	2
Intimidation	0	0	Simple Assault	42	18	12
Stalking	2	0	Intimidation	11	6	2
Rape	0	0	Stalking	18	0	0
Sodomy	0	0	Kidnapping/Abduction	0	0	0
Sexual Assault With An Object	0	0	Rape	3	1	2
Fondling	8	0	Sodomy	0	0	0
Incest	0	0	Sexual Assault With An Object	0	0	0
Statutory Rape	0	0	Fondling	15	0	0
Kidnapping/Abduction	0	0	Incest	0	0	0
Total	45	17	Statutory Rape	1	0	0
Group B Arrests			Commercial Sex Acts	0	0	0
Offense	Adult	Juvenile	Involuntary Servitude	0	0	0
Bad Checks	0	0	Crimes Against Property			
Curfew/Loitering/Vagrancy Violations	0	0	Arson	0	0	0
Disorderly Conduct	9	3	Bribery	0	0	0
Driving Under the Influence	64	1	Burglary/Breaking & Entering	9	2	0
Family Offenses (Nonviolent)	0	6	Counterfeiting/Forgery	3	0	0
Liquor Law Violations	38	0	Destruction/Damage/Vandalism of Property	20	4	0
Peeping Tom	0	0	Embezzlement	0	0	0
Trespass of Real Property	1	0	Extortion/Blackmail	3	0	0
All Other Offenses	11	2	False Pretenses/Swindle/Confidence Game	12	5	5
Total Group B	123	12	Credit Card/Automated Teller Machine Fraud	1	0	0
			Impersonation	0	0	0
			Welfare Fraud	0	0	0
			Wire Fraud	7	0	0
			Identity Theft	7	0	0
			Hacking/Computer Invasion	0	0	0
			Robbery	0	0	0
			Pocket-picking	0	0	0
			Purse-snatching	0	0	0
			Shoplifting	0	0	0
			Theft From Building	3	0	0
			Theft From Coin Operated Machine or Device	0	0	0
			Theft From Motor Vehicle	10	0	0
			Theft of Motor Vehicle Parts/Accessories	6	0	0
			All Other Larceny	33	2	0
			Motor Vehicle Theft	13	1	0
			Stolen Property Offenses	7	5	2
			Total Group A Offenses	288	90	48
			Crimes Against Society			15
			Drug/Narcotic Violations	22	18	9
			Drug Equipment Violations	25	22	12
			Betting/Wagering	0	0	0
			Operating/Promoting/Assisting Gambling	0	0	0
			Gambling Equipment Violations	0	0	0
			Sports Tampering	0	0	0
			Pornography/Obscene Material	4	0	0
			Prostitution	0	0	0
			Assisting or Promoting Prostitution	0	0	0
			Purchasing Prostitution	0	0	0
			Weapon Law Violations	3	2	1
			Animal Cruelty	6	1	1

(*) Offenses are counted using the FBI Units of Count for Crime
 (**) The 'Arrests' column shows arrests made during the selected period, regardless of incident date. Arrest counts may be higher than incident counts.
 (***) Negligent Manslaughter now includes the killing of another person associated with driving under the influence, distracted driving (using a cell or smartphone), and reckless driving fatalities.

Mountrail County Sheriff's Office – 2021

2021 Population Estimate		5,226	Offenses (*)		Arrests (**)	
Offense Overview			Reported	Cleared	Adult	Juvenile
Offense Total	189		Group A Offenses			
Number Cleared	73		Crimes Against Persons (***)			
Percent Cleared	38.62%		Murder and Nonnegligent Manslaughter	0	0	0
Group A Crimes per 100,000 population	3,616.5		Negligent Manslaughter	0	0	0
Arrest Overview			Aggravated Assault	1	1	1
Total Arrests	89		Simple Assault	11	3	3
Adult Arrests	88		Intimidation	14	7	4
Juvenile Arrests	1		Stalking	0	0	0
Unknown Age	0		Kidnapping/Abduction	0	0	0
Arrests per 100,000 population	1,703.0		Rape	0	0	0
Average number offenses/incident	1.29		Sodomy	0	0	0
Domestic Incident Victims			Sexual Assault With An Object	0	0	0
Offense	Reported	Cleared	Fondling	0	0	0
Murder and Nonnegligent Manslaughter	0	0	Incest	0	0	0
Aggravated Assault	0	0	Statutory Rape	0	0	0
Simple Assault	7	2	Commercial Sex Acts	0	0	0
Intimidation	0	0	Involuntary Servitude	0	0	0
Stalking	0	0	Crimes Against Property			
Rape	0	0	Arson	0	0	0
Sodomy	0	0	Bribery	0	0	0
Sexual Assault With An Object	0	0	Burglary/Breaking & Entering	6	1	1
Fondling	0	0	Counterfeiting/Forgery	3	2	2
Incest	0	0	Destruction/Damage/Vandalism of Property	26	3	2
Statutory Rape	0	0	Embezzlement	2	0	0
Kidnapping/Abduction	0	0	Extortion/Blackmail	0	0	0
Total	7	2	False Pretenses/Swindle/Confidence Game	4	2	2
Group B Arrests			Credit Card/Automated Teller Machine Fraud	1	0	0
Offense	Adult	Juvenile	Impersonation	1	0	0
Bad Checks	0	0	Welfare Fraud	0	0	0
Curfew/Loitering/Vagrancy Violations	0	0	Wire Fraud	1	0	0
Disorderly Conduct	4	0	Identity Theft	2	0	0
Driving Under the Influence	12	1	Hacking/Computer Invasion	0	0	0
Family Offenses (Nonviolent)	0	0	Robbery	0	0	0
Liquor Law Violations	4	0	Pocket-picking	0	0	0
Peeping Tom	0	0	Purse-snatching	0	0	0
Trespass of Real Property	1	0	Shoplifting	1	0	0
All Other Offenses	11	0	Theft From Building	5	0	0
Total Group B	32	1	Theft From Coin Operated Machine or Device	0	0	0
(*) Offenses are counted using the FBI Units of Count for Crime			Theft From Motor Vehicle	4	1	0
(**) The 'Arrests' column shows arrests made during the selected period, regardless of incident date. Arrest counts may be higher than incident counts.			Theft of Motor Vehicle Parts/Accessories	0	0	0
(***) Negligent Manslaughter now includes the killing of another person associated with driving under the influence, distracted driving (using a cell or smartphone), and reckless driving fatalities.			All Other Larceny	41	2	2
			Motor Vehicle Theft	7	2	2
			Stolen Property Offenses	2	1	1
			Crimes Against Society			
			Drug/Narcotic Violations	29	23	24
			Drug Equipment Violations	24	21	12
			Betting/Wagering	0	0	0
			Operating/Promoting/Assisting Gambling	0	0	0
			Gambling Equipment Violations	0	0	0
			Sports Tampering	0	0	0
			Pornography/Obscene Material	0	0	0
			Prostitution	0	0	0
			Assisting or Promoting Prostitution	0	0	0
			Purchasing Prostitution	0	0	0
			Weapon Law Violations	4	4	0
			Animal Cruelty	0	0	0
			Total Group A Offenses	189	73	56

Nelson County Sheriff's Office – 2021

2021 Population Estimate		2,753	Offenses (*)		Arrests (**)	
Offense Overview			Reported	Cleared	Adult	Juvenile
Offense Total	59					
Number Cleared	12					
Percent Cleared	20.34%					
Group A Crimes per 100,000 population	2,143.1					
Arrest Overview						
Total Arrests	17					
Adult Arrests	17					
Juvenile Arrests	0					
Unknown Age	0					
Arrests per 100,000 population	617.5					
Average number offenses/incident	1.34					
Domestic Incident Victims			Crimes Against Property			
Offense	Reported	Cleared	Arson	Bribery	Burglary/Breaking & Entering	Counterfeiting/Forgery
Murder and Nonnegligent Manslaughter	0	0	0	0	0	0
Aggravated Assault	0	0	4	0	0	0
Simple Assault	0	0	3	0	0	0
Intimidation	0	0	7	0	0	0
Stalking	0	0	1	0	0	0
Rape	0	0	0	0	0	0
Sodomy	0	0	0	0	0	0
Sexual Assault With An Object	0	0	0	0	0	0
Fondling	0	0	2	1	1	0
Incest	0	0	0	0	0	0
Statutory Rape	0	0	0	0	0	0
Kidnapping/Abduction	0	0	0	0	0	0
Total	0	0	0	0	0	0
Group B Arrests			Crimes Against Society			
Offense	Adult	Juvenile	Drug/Narcotic Violations	Drug Equipment Violations	Betting/Wagering	Operating/Promoting/Assisting Gambling
Bad Checks	0	0	5	2	1	0
Curfew/Loitering/Vagrancy Violations	0	0	8	4	4	0
Disorderly Conduct	2	0	0	0	0	0
Driving Under the Influence	3	0	0	0	0	0
Family Offenses (Nonviolent)	0	0	0	0	0	0
Liquor Law Violations	1	0	0	0	0	0
Peeping Tom	0	0	0	0	0	0
Trespass of Real Property	0	0	0	0	0	0
All Other Offenses	4	0	0	0	0	0
Total Group B	10	0	0	0	0	0
(*) Offenses are counted using the FBI Units of Count for Crime			Gambling Equipment Violations			
(**) The 'Arrests' column shows arrests made during the selected period, regardless of incident date. Arrest counts may be higher than incident counts.			Sports Tampering			
(***) Negligent Manslaughter now includes the killing of another person associated with driving under the influence, distracted driving (using a cell or smartphone), and reckless driving fatalities.			Pornography/Obscene Material			
			Prostitution			
			Assisting or Promoting Prostitution			
			Purchasing Prostitution			
			Weapon Law Violations			
			Animal Cruelty			
			59	12	7	0

Oliver County Sheriff's Office – 2021

2021 Population Estimate		1,931	Offenses (*)		Arrests (**)	
Offense Overview			Reported	Cleared	Adult	Juvenile
Offense Total	15		Group A Offenses			
Number Cleared	3		Crimes Against Persons (***)			
Percent Cleared	20.00%		Murder and Nonnegligent Manslaughter	0	0	0
Group A Crimes per 100,000 population	776.8		Negligent Manslaughter	0	0	0
			Aggravated Assault	0	0	0
			Simple Assault	1	1	1
			Intimidation	0	0	0
			Stalking	1	0	0
			Kidnapping/Abduction	0	0	0
			Rape	0	0	0
			Sodomy	0	0	0
			Sexual Assault With An Object	0	0	0
			Fondling	0	0	0
			Incest	0	0	0
			Statutory Rape	0	0	0
			Commercial Sex Acts	1	0	0
			Involuntary Servitude	0	0	0
			Crimes Against Property			
			Arson	0	0	0
			Bribery	0	0	0
			Burglary/Breaking & Entering	3	0	0
			Counterfeiting/Forgery	0	0	0
			Destruction/Damage/Vandalism of Property	1	0	0
			Embezzlement	0	0	0
			Extortion/Blackmail	0	0	0
			False Pretenses/Swindle/Confidence Game	0	0	0
			Credit Card/Automated Teller Machine Fraud	0	0	0
			Impersonation	0	0	0
			Welfare Fraud	0	0	0
			Wire Fraud	0	0	0
			Identity Theft	1	0	0
			Hacking/Computer Invasion	0	0	0
			Robbery	0	0	0
			Pocket-picking	0	0	0
			Purse-snatching	0	0	0
			Shoplifting	1	0	0
			Theft From Building	0	0	0
			Theft From Coin Operated Machine or Device	0	0	0
			Theft From Motor Vehicle	0	0	0
			Theft of Motor Vehicle Parts/Accessories	0	0	0
			All Other Larceny	4	1	0
			Motor Vehicle Theft	0	0	0
			Stolen Property Offenses	0	0	0
			Crimes Against Society			
			Drug/Narcotic Violations	0	0	0
			Drug Equipment Violations	1	1	1
			Betting/Wagering	0	0	0
			Operating/Promoting/Assisting Gambling	0	0	0
			Gambling Equipment Violations	0	0	0
			Sports Tampering	0	0	0
			Pornography/Obscene Material	0	0	0
			Prostitution	0	0	0
			Assisting or Promoting Prostitution	0	0	0
			Purchasing Prostitution	0	0	0
			Weapon Law Violations	0	0	0
			Animal Cruelty	1	0	0
			Total Group A Offenses	15	3	2

Domestic Incident Victims			Group B Arrests	
Offense	Reported	Cleared	Adult	Juvenile
Murder and Nonnegligent Manslaughter	0	0	0	0
Aggravated Assault	0	0	0	0
Simple Assault	1	1	0	0
Intimidation	0	0	0	0
Stalking	0	0	0	0
Rape	0	0	0	0
Sodomy	0	0	0	0
Sexual Assault With An Object	0	0	0	0
Fondling	0	0	0	0
Incest	0	0	0	0
Statutory Rape	0	0	0	0
Kidnapping/Abduction	0	0	0	0
Total	1	1	5	0

(*) Offenses are counted using the FBI Units of Count for Crime
(**) The 'Arrests' column shows arrests made during the selected period, regardless of incident date. Arrest counts may be higher than incident counts.
(***) Negligent Manslaughter now includes the killing of another person associated with driving under the influence, distracted driving (using a cell or smartphone), and reckless driving fatalities.

Pembina County Sheriff's Office – 2021

2021 Population Estimate		4,667		Offenses (*)		Arrests (**)		
Offense Overview				Group A Offenses	Reported	Cleared	Adult	Juvenile
Offense Total	135			Crimes Against Persons (***)				
Number Cleared	44			Murder and Nonnegligent Manslaughter	0	0	0	0
Percent Cleared	32.59%			Negligent Manslaughter	0	0	0	0
Group A Crimes per 100,000 population	2,892.7			Aggravated Assault	4	1	1	0
				Simple Assault	30	16	14	0
				Intimidation	10	1	0	1
				Stalking	0	0	0	0
				Kidnapping/Abduction	0	0	0	0
				Rape	3	0	0	0
				Sodomy	0	0	0	0
				Sexual Assault With An Object	0	0	0	0
				Fondling	2	0	0	0
				Incest	0	0	0	0
				Statutory Rape	0	0	0	0
				Commercial Sex Acts	0	0	0	0
				Involuntary Servitude	0	0	0	0
				Crimes Against Property				
				Arson	0	0	0	0
				Bribery	0	0	0	0
				Burglary/Breaking & Entering	9	2	3	0
				Counterfeiting/Forgery	0	0	0	0
				Destruction/Damage/Vandalism of Property	13	1	0	0
				Embezzlement	0	0	0	0
				Extortion/Blackmail	0	0	0	0
				False Pretenses/Swindle/Confidence Game	1	0	0	0
				Credit Card/Automated Teller Machine Fraud	0	0	0	0
				Impersonation	0	0	0	0
				Welfare Fraud	0	0	0	0
				Wire Fraud	0	0	0	0
				Identity Theft	4	0	0	0
				Hacking/Computer Invasion	0	0	0	0
				Robbery	0	0	0	0
				Pocket-picking	0	0	0	0
				Purse-snatching	0	0	0	0
				Shoplifting	0	0	0	0
				Theft From Building	0	0	0	0
				Theft From Coin Operated Machine or Device	0	0	0	0
				Theft From Motor Vehicle	1	0	0	0
				Theft of Motor Vehicle Parts/Accessories	0	0	0	0
				All Other Larceny	11	0	0	0
				Motor Vehicle Theft	8	2	1	1
				Stolen Property Offenses	2	1	0	0
				Crimes Against Society				
				Drug/Narcotic Violations	18	8	8	1
				Drug Equipment Violations	17	10	5	0
				Betting/Wagering	0	0	0	0
				Operating/Promoting/Assisting Gambling	0	0	0	0
				Gambling Equipment Violations	0	0	0	0
				Sports Tampering	0	0	0	0
				Pornography/Obscene Material	0	0	0	0
				Prostitution	0	0	0	0
				Assisting or Promoting Prostitution	0	0	0	0
				Purchasing Prostitution	0	0	0	0
				Weapon Law Violations	2	2	2	0
				Animal Cruelty	0	0	0	0
				Total Group A Offenses	135	44	34	3
Domestic Incident Victims								
Offense	Reported	Cleared						
Murder and Nonnegligent Manslaughter	0	0						
Aggravated Assault	4	1						
Simple Assault	13	8						
Intimidation	0	0						
Stalking	0	0						
Rape	1	0						
Sodomy	0	0						
Sexual Assault With An Object	0	0						
Fondling	0	0						
Incest	0	0						
Statutory Rape	0	0						
Kidnapping/Abduction	0	0						
Total	18	9						
Group B Arrests								
Offense	Adult	Juvenile						
Bad Checks	0	0						
Curfew/Loitering/Vagrancy Violations	0	0						
Disorderly Conduct	2	0						
Driving Under the Influence	23	0						
Family Offenses (Nonviolent)	0	0						
Liquor Law Violations	8	0						
Peeping Tom	0	0						
Trespass of Real Property	0	0						
All Other Offenses	20	0						
Total Group B	53	0						

(*) Offenses are counted using the FBI Units of Count for Crime
 (**) The 'Arrests' column shows arrests made during the selected period, regardless of incident date. Arrest counts may be higher than incident counts.

(***) Negligent Manslaughter now includes the killing of another person associated with driving under the influence, distracted driving (using a cell or smartphone), and reckless driving fatalities.

Pierce County Sheriff's Office – 2021

2021 Population Estimate		1,343	Offenses (**)		Arrests (**)	
Offense Overview			Reported	Cleared	Adult	Juvenile
Offense Total	37					
Number Cleared	5					
Percent Cleared	13.51%					
Group A Crimes per 100,000 population	2,755.0					
Arrest Overview						
Total Arrests	22					
Adult Arrests	21					
Juvenile Arrests	1					
Unknown Age	0					
Arrests per 100,000 population	1,638.1					
Average number offenses/incident	1.12					
Domestic Incident Victims			Crimes Against Property			
Offense	Reported	Cleared	Arson			
Murder and Nonnegligent Manslaughter	0	0	Bribery	0	0	0
Aggravated Assault	0	0	Burglary/Breaking & Entering	3	1	1
Simple Assault	1	1	Counterfeiting/Forgery	1	0	0
Intimidation	0	0	Destruction/Damage/Vandalism of Property	5	0	0
Stalking	0	0	Embezzlement	0	0	0
Rape	0	0	Extortion/Blackmail	0	0	0
Sodomy	0	0	False Pretenses/Swindle/Confidence Game	3	0	0
Sexual Assault With An Object	0	0	Credit Card/Automated Teller Machine Fraud	0	0	0
Fondling	0	0	Impersonation	0	0	0
Incest	0	0	Welfare Fraud	0	0	0
Statutory Rape	0	0	Wire Fraud	0	0	0
Kidnapping/Abduction	0	0	Identity Theft	0	0	0
Total	1	1	Hacking/Computer Invasion	1	0	0
Group B Arrests			Robbery	0	0	0
Offense	Adult	Juvenile	Pocket-picking	0	0	0
Bad Checks	0	0	Purse-snatching	0	0	0
Curfew/Loitering/Vagrancy Violations	0	0	Shoplifting	0	0	0
Disorderly Conduct	1	0	Theft From Building	2	0	0
Driving Under the Influence	5	0	Theft From Coin Operated Machine or Device	0	0	0
Family Offenses (Nonviolent)	0	0	Theft From Motor Vehicle	0	0	0
Liquor Law Violations	1	0	Theft of Motor Vehicle Parts/Accessories	0	0	0
Peeping Tom	0	0	All Other Larceny	10	0	0
Trespass of Real Property	0	1	Motor Vehicle Theft	1	0	0
All Other Offenses	9	0	Stolen Property Offenses	0	0	0
Total Group B	16	1	Crimes Against Society			
(*) Offenses are counted using the FBI Units of Count for Crime			Drug/Narcotic Violations	5	1	2
(**) The 'Arrests' column shows arrests made during the selected period, regardless of incident date. Arrest counts may be higher than incident counts.			Drug Equipment Violations	3	2	1
(***) Negligent Manslaughter now includes the killing of another person associated with driving under the influence, distracted driving (using a cell or smartphone), and reckless driving fatalities.			Betting/Wagering	0	0	0
			Operating/Promoting/Assisting Gambling	0	0	0
			Gambling Equipment Violations	0	0	0
			Sports Tampering	0	0	0
			Pornography/Obscene Material	0	0	0
			Prostitution	0	0	0
			Assisting or Promoting Prostitution	0	0	0
			Purchasing Prostitution	0	0	0
			Weapon Law Violations	0	0	0
			Animal Cruelty	0	0	0
			Total Group A Offenses	37	5	5

Ramsey County Sheriff's Office – 2021

2021 Population Estimate		4,124		Offenses (*)		Arrests (**)		
Offense Overview				Reported	Cleared	Adult	Juvenile	
Offense Total	138							
Number Cleared	30							
Percent Cleared	21.74%							
Group A Crimes per 100,000 population	3,346.3							
Arrest Overview								
Total Arrests	48							
Adult Arrests	47							
Juvenile Arrests	1							
Unknown Age	0							
Arrests per 100,000 population	1,163.9							
Average number offenses/incident	1.20							
Domestic Incident Victims				Crimes Against Property				
Offense	Reported	Cleared		Arson	1	1	1	0
Murder and Nonnegligent Manslaughter	0	0		Bribery	0	0	0	0
Aggravated Assault	0	0		Burglary/Breaking & Entering	3	0	0	0
Simple Assault	11	1		Counterfeiting/Forgery	0	0	0	0
Intimidation	0	0		Destruction/Damage/Vandalism of Property	13	1	1	0
Stalking	2	0		Embezzlement	0	0	0	0
Rape	0	0		Extortion/Blackmail	0	0	0	0
Sodomy	0	0		False Pretenses/Swindle/Confidence Game	20	4	4	0
Sexual Assault With An Object	0	0		Credit Card/Automated Teller Machine Fraud	0	0	0	0
Fondling	0	0		Impersonation	1	0	0	0
Incest	0	0		Welfare Fraud	0	0	0	0
Statutory Rape	0	0		Wire Fraud	0	0	0	0
Kidnapping/Abduction	0	0		Identity Theft	3	0	0	0
Total	13	1		Hacking/Computer Invasion	2	0	0	0
Group B Arrests				Crimes Against Society				
Offense	Adult	Juvenile		Drug/Narcotic Violations	15	8	8	0
Bad Checks	0	0		Drug Equipment Violations	14	3	1	0
Curfew/Loitering/Vagrancy Violations	0	0		Betting/Wagering	0	0	0	0
Disorderly Conduct	0	0		Operating/Promoting/Assisting Gambling	0	0	0	0
Driving Under the Influence	16	0		Gambling Equipment Violations	0	0	0	0
Family Offenses (Nonviolent)	0	0		Sports Tampering	0	0	0	0
Liquor Law Violations	1	1		Pornography/Obscene Material	0	0	0	0
Peeping Tom	0	0		Prostitution	0	0	0	0
Trespass of Real Property	0	0		Assisting or Promoting Prostitution	0	0	0	0
All Other Offenses	4	0		Purchasing Prostitution	0	0	0	0
Total Group B	21	1		Weapon Law Violations	2	1	1	0
				Animal Cruelty	1	0	0	0
				Total Group A Offenses	138	30	26	0

(*) Offenses are counted using the FBI Units of Count for Crime
 (**) The 'Arrests' column shows arrests made during the selected period, regardless of incident date. Arrest counts may be higher than incident counts.
 (***) Negligent Manslaughter now includes the killing of another person associated with driving under the influence, distracted driving (using a cell or smartphone), and reckless driving fatalities.

Ransom County Sheriff's Office – 2021

2021 Population Estimate		3,136		Offenses (*)		Arrests (**)	
				Reported	Cleared	Adult	Juvenile
Offense Overview				Group A Offenses			
Offense Total	78	Crimes Against Persons (***)					
Number Cleared	16	Murder and Nonnegligent Manslaughter	0	0	0	0	
Percent Cleared	20.51%	Negligent Manslaughter	0	0	0	0	
Group A Crimes per 100,000 population	2,487.2	Aggravated Assault	2	1	0	0	
		Simple Assault	9	3	3	0	
		Intimidation	4	1	0	0	
		Stalking	4	0	0	0	
		Kidnapping/Abduction	0	0	0	0	
		Rape	0	0	0	0	
		Sodomy	0	0	0	0	
		Sexual Assault With An Object	0	0	0	0	
		Fondling	2	0	0	0	
		Incest	1	0	0	0	
		Statutory Rape	2	0	0	0	
		Commercial Sex Acts	0	0	0	0	
		Involuntary Servitude	0	0	0	0	
		Crimes Against Property					
		Arson	0	0	0	0	
		Bribery	0	0	0	0	
		Burglary/Breaking & Entering	3	0	0	0	
		Counterfeiting/Forgery	1	0	0	0	
		Destruction/Damage/Vandalism of Property	14	0	0	0	
		Embezzlement	0	0	0	0	
		Extortion/Blackmail	0	0	0	0	
		False Pretenses/Swindle/Confidence Game	4	0	0	0	
		Credit Card/Automated Teller Machine Fraud	0	0	0	0	
		Impersonation	0	0	0	0	
		Welfare Fraud	0	0	0	0	
		Wire Fraud	0	0	0	0	
		Identity Theft	0	0	0	0	
		Hacking/Computer Invasion	1	0	0	0	
		Robbery	0	0	0	0	
		Pocket-picking	0	0	0	0	
		Purse-snatching	0	0	0	0	
		Shoplifting	0	0	0	0	
		Theft From Building	1	0	0	0	
		Theft From Coin Operated Machine or Device	0	0	0	0	
		Theft From Motor Vehicle	3	0	0	0	
		Theft of Motor Vehicle Parts/Accessories	0	0	0	0	
		All Other Larceny	10	0	1	0	
		Motor Vehicle Theft	3	1	0	1	
		Stolen Property Offenses	1	1	1	0	
		Crimes Against Society					
		Drug/Narcotic Violations	4	3	2	0	
		Drug Equipment Violations	8	6	5	0	
		Betting/Wagering	0	0	0	0	
		Operating/Promoting/Assisting Gambling	0	0	0	0	
		Gambling Equipment Violations	0	0	0	0	
		Sports Tampering	0	0	0	0	
		Pornography/Obscene Material	0	0	0	0	
		Prostitution	0	0	0	0	
		Assisting or Promoting Prostitution	0	0	0	0	
		Purchasing Prostitution	0	0	0	0	
		Weapon Law Violations	0	0	0	0	
		Animal Cruelty	1	0	0	0	
		Total Group A Offenses	78	16	12	1	
Domestic Incident Victims							
Offense	Reported	Cleared					
Murder and Nonnegligent Manslaughter	0	0					
Aggravated Assault	2	1					
Simple Assault	7	2					
Intimidation	1	1					
Stalking	1	0					
Rape	0	0					
Sodomy	0	0					
Sexual Assault With An Object	0	0					
Fondling	0	0					
Incest	0	0					
Statutory Rape	0	0					
Kidnapping/Abduction	0	0					
Total	11	4					
Group B Arrests							
Offense	Adult	Juvenile					
Bad Checks	0	0					
Curfew/Loitering/Vagrancy Violations	0	0					
Disorderly Conduct	0	0					
Driving Under the Influence	3	0					
Family Offenses (Nonviolent)	0	4					
Liquor Law Violations	1	0					
Peeping Tom	0	0					
Trespass of Real Property	0	0					
All Other Offenses	2	0					
Total Group B	6	4					

(*) Offenses are counted using the FBI Units of Count for Crime
 (**) The 'Arrests' column shows arrests made during the selected period, regardless of incident date. Arrest counts may be higher than incident counts.
 (***) Negligent Manslaughter now includes the killing of another person associated with driving under the influence, distracted driving (using a cell or smartphone), and reckless driving fatalities.

Renville County Sheriff's Office – 2021

2021 Population Estimate		2,260		Offenses (*)		Arrests (**)		
Offense Overview				Group A Offenses	Reported	Cleared	Adult	Juvenile
Offense Total	69			Crimes Against Persons (***)				
Number Cleared	18			Murder and Nonnegligent Manslaughter	0	0	0	0
Percent Cleared	26.09%			Negligent Manslaughter	0	0	0	0
Group A Crimes per 100,000 population	3,053.1			Aggravated Assault	2	0	0	0
				Simple Assault	15	10	8	0
				Intimidation	2	0	0	0
				Stalking	0	0	0	0
				Kidnapping/Abduction	0	0	0	0
Arrest Overview				Rape	1	0	0	0
Total Arrests	17			Sodomy	0	0	0	0
Adult Arrests	17			Sexual Assault With An Object	0	0	0	0
Juvenile Arrests	0			Fondling	0	0	0	0
Unknown Age	0			Incest	0	0	0	0
Arrests per 100,000 population	752.2			Statutory Rape	0	0	0	0
				Commercial Sex Acts	0	0	0	0
				Involuntary Servitude	0	0	0	0
Average number offenses/incident	1.21			Crimes Against Property				
Domestic Incident Victims				Arson	0	0	0	0
Offense	Reported	Cleared		Bribery	0	0	0	0
Murder and Nonnegligent Manslaughter	0	0		Burglary/Breaking & Entering	2	0	0	0
Aggravated Assault	1	0		Counterfeiting/Forgery	2	0	0	0
Simple Assault	11	8		Destruction/Damage/Vandalism of Property	9	0	0	0
Intimidation	0	0		Embezzlement	2	0	0	0
Stalking	0	0		Extortion/Blackmail	0	0	0	0
Rape	0	0		False Pretenses/Swindle/Confidence Game	3	0	0	0
Sodomy	0	0		Credit Card/Automated Teller Machine Fraud	2	0	0	0
Sexual Assault With An Object	0	0		Impersonation	3	1	1	0
Fondling	0	0		Welfare Fraud	0	0	0	0
Incest	0	0		Wire Fraud	0	0	0	0
Statutory Rape	0	0		Identity Theft	2	0	0	0
Kidnapping/Abduction	0	0		Hacking/Computer Invasion	0	0	0	0
Total	12	8		Robbery	0	0	0	0
Group B Arrests				Pocket-picking	0	0	0	0
Offense	Adult	Juvenile		Purse-snatching	0	0	0	0
Bad Checks	0	0		Shoplifting	0	0	0	0
Curfew/Loitering/Vagrancy Violations	0	0		Theft From Building	0	0	0	0
Disorderly Conduct	1	0		Theft From Coin Operated Machine or Device	0	0	0	0
Driving Under the Influence	3	0		Theft From Motor Vehicle	0	0	0	0
Family Offenses (Nonviolent)	0	0		Theft of Motor Vehicle Parts/Accessories	2	0	0	0
Liquor Law Violations	0	0		All Other Larceny	11	0	0	0
Peeping Tom	0	0		Motor Vehicle Theft	3	0	0	0
Trespass of Real Property	0	0		Stolen Property Offenses	1	1	1	0
All Other Offenses	0	0		Crimes Against Society				
Total Group B	4	0		Drug/Narcotic Violations	3	3	2	0
				Drug Equipment Violations	3	3	1	0
				Betting/Wagering	0	0	0	0
				Operating/Promoting/Assisting Gambling	0	0	0	0
				Gambling Equipment Violations	0	0	0	0
				Sports Tampering	0	0	0	0
				Pornography/Obscene Material	0	0	0	0
				Prostitution	0	0	0	0
				Assisting or Promoting Prostitution	0	0	0	0
				Purchasing Prostitution	0	0	0	0
				Weapon Law Violations	1	0	0	0
				Animal Cruelty	0	0	0	0
				Total Group A Offenses	69	18	13	0

(*) Offenses are counted using the FBI Units of Count for Crime
 (**) The 'Arrests' column shows arrests made during the selected period, regardless of incident date. Arrest counts may be higher than incident counts.
 (***) Negligent Manslaughter now includes the killing of another person associated with driving under the influence, distracted driving (using a cell or smartphone), and reckless driving fatalities.

Richland County Sheriff's Office – 2021

2021 Population Estimate		8,385		Offenses (*)		Arrests (**)		
				Reported	Cleared	Adult	Juvenile	
Offense Overview				Group A Offenses				
Offense Total	191			Crimes Against Persons (***)				
Number Cleared	43			Murder and Nonnegligent Manslaughter	0	0	0	0
Percent Cleared	22.51%			Negligent Manslaughter	0	0	0	0
Group A Crimes per 100,000 population	2,277.9			Aggravated Assault	3	2	1	0
				Simple Assault	39	12	11	0
				Intimidation	6	6	1	0
				Stalking	1	0	0	0
				Kidnapping/Abduction	0	0	0	0
Arrest Overview								
Total Arrests	117			Rape	0	0	0	0
Adult Arrests	103			Sodomy	0	0	0	0
Juvenile Arrests	14			Sexual Assault With An Object	0	0	0	0
Unknown Age	0			Fondling	2	1	0	0
Arrests per 100,000 population	1,395.3			Incest	0	0	0	0
				Statutory Rape	1	0	0	0
				Commercial Sex Acts	0	0	0	0
				Involuntary Servitude	0	0	0	0
Average number offenses/incident				1.14				
Domestic Incident Victims				Crimes Against Property				
Offense	Reported	Cleared		Arson	1	1	0	0
Murder and Nonnegligent Manslaughter	0	0		Bribery	0	0	0	0
Aggravated Assault	3	2		Burglary/Breaking & Entering	12	1	1	2
Simple Assault	16	4		Counterfeiting/Forgery	0	0	0	0
Intimidation	0	0		Destruction/Damage/Vandalism of Property	39	7	5	3
Stalking	0	0		Embezzlement	0	0	0	0
Rape	0	0		Extortion/Blackmail	1	0	0	0
Sodomy	0	0		False Pretenses/Swindle/Confidence Game	3	0	0	0
Sexual Assault With An Object	0	0		Credit Card/Automated Teller Machine Fraud	0	0	0	0
Fondling	0	0		Impersonation	0	0	0	0
Incest	0	0		Welfare Fraud	0	0	0	0
Statutory Rape	0	0		Wire Fraud	0	0	0	0
Kidnapping/Abduction	0	0		Identity Theft	3	0	0	0
Total	19	6		Hacking/Computer Invasion	0	0	0	0
Group B Arrests								
Offense	Adult	Juvenile		Robbery	1	1	1	0
Bad Checks	0	0		Pocket-picking	0	0	0	0
Curfew/Loitering/Vagrancy Violations	0	0		Purse-snatching	0	0	0	0
Disorderly Conduct	3	1		Shoplifting	0	0	0	0
Driving Under the Influence	14	0		Theft From Building	27	0	0	0
Family Offenses (Nonviolent)	0	0		Theft From Coin Operated Machine or Device	0	0	0	0
Liquor Law Violations	2	0		Theft From Motor Vehicle	7	0	0	0
Peeping Tom	0	0		Theft of Motor Vehicle Parts/Accessories	4	0	0	0
Trespass of Real Property	1	5		All Other Larceny	14	0	0	0
All Other Offenses	55	1		Motor Vehicle Theft	11	1	1	0
Total Group B	75	7		Stolen Property Offenses	2	2	1	0
				Crimes Against Society				
				Drug/Narcotic Violations	4	3	3	0
				Drug Equipment Violations	6	5	3	1
				Betting/Wagering	0	0	0	0
				Operating/Promoting/Assisting Gambling	0	0	0	0
				Gambling Equipment Violations	0	0	0	0
				Sports Tampering	0	0	0	0
				Pornography/Obscene Material	0	0	0	0
				Prostitution	0	0	0	0
				Assisting or Promoting Prostitution	0	0	0	0
				Purchasing Prostitution	0	0	0	0
				Weapon Law Violations	3	1	0	1
				Animal Cruelty	1	0	0	0
				Total Group A Offenses	191	43	28	7

(*) Offenses are counted using the FBI Units of Count for Crime (***) The 'Arrests' column shows arrests made during the selected period, regardless of incident date. Arrest counts may be higher than incident counts.
 (***) Negligent Manslaughter now includes the killing of another person associated with driving under the influence, distracted driving (using a cell or smartphone), and reckless driving fatalities.

Rolette County Sheriff's Office – 2021

2021 Population Estimate		11,533	Offenses (*)		Arrests (**)		
Offense Overview			Reported	Cleared	Adult	Juvenile	
Offense Total	78						
Number Cleared	54						
Percent Cleared	69.23%						
Group A Crimes per 100,000 population	676.3						
Arrest Overview							
Total Arrests	63						
Adult Arrests	60						
Juvenile Arrests	3						
Unknown Age	0						
Arrests per 100,000 population	546.3						
Average number offenses/incident	1.28						
Domestic Incident Victims			Group A Offenses				
Offense	Reported	Cleared	Crimes Against Persons (***)				
Murder and Nonnegligent Manslaughter	0	0	Murder and Nonnegligent Manslaughter	0	0	0	0
Aggravated Assault	1	1	Negligent Manslaughter	0	0	0	0
Simple Assault	10	6	Aggravated Assault	3	1	1	0
Intimidation	2	2	Simple Assault	13	8	7	0
Stalking	0	0	Intimidation	11	9	4	1
Rape	0	0	Stalking	0	0	0	0
Sodomy	0	0	Kidnapping/Abduction	0	0	0	0
Sexual Assault With An Object	0	0	Rape	1	0	0	0
Fondling	0	0	Sodomy	0	0	0	0
Incest	0	0	Sexual Assault With An Object	0	0	0	0
Statutory Rape	0	0	Fondling	0	0	0	0
Kidnapping/Abduction	0	0	Incest	0	0	0	0
Total	13	9	Statutory Rape	0	0	0	0
Group B Arrests			Commercial Sex Acts	0	0	0	0
Offense	Adult	Juvenile	Involuntary Servitude	0	0	0	0
Bad Checks	0	0	Crimes Against Property				
Curfew/Loitering/Vagrancy Violations	0	0	Arson	0	0	0	0
Disorderly Conduct	4	0	Bribery	0	0	0	0
Driving Under the Influence	2	0	Burglary/Breaking & Entering	5	4	6	1
Family Offenses (Nonviolent)	0	0	Counterfeiting/Forgery	0	0	0	0
Liquor Law Violations	0	0	Destruction/Damage/Vandalism of Property	6	2	0	0
Peeping Tom	0	0	Embezzlement	0	0	0	0
Trespass of Real Property	3	0	Extortion/Blackmail	0	0	0	0
All Other Offenses	11	0	False Pretenses/Swindle/Confidence Game	5	4	4	0
Total Group B	20	0	Credit Card/Automated Teller Machine Fraud	0	0	0	0
			Impersonation	0	0	0	0
			Welfare Fraud	0	0	0	0
			Wire Fraud	0	0	0	0
			Identity Theft	0	0	0	0
			Hacking/Computer Invasion	0	0	0	0
			Robbery	0	0	0	0
			Pocket-picking	0	0	0	0
			Purse-snatching	0	0	0	0
			Shoplifting	0	0	0	0
			Theft From Building	0	0	0	0
			Theft From Coin Operated Machine or Device	0	0	0	0
			Theft From Motor Vehicle	1	1	2	0
			Theft of Motor Vehicle Parts/Accessories	0	0	0	0
			All Other Larceny	4	0	0	0
			Motor Vehicle Theft	7	6	3	1
			Stolen Property Offenses	4	4	0	0
			Crimes Against Society				
			Drug/Narcotic Violations	11	10	11	0
			Drug Equipment Violations	3	3	1	0
			Betting/Wagering	0	0	0	0
			Operating/Promoting/Assisting Gambling	0	0	0	0
			Gambling Equipment Violations	0	0	0	0
			Sports Tampering	0	0	0	0
			Pornography/Obscene Material	0	0	0	0
			Prostitution	0	0	0	0
			Assisting or Promoting Prostitution	0	0	0	0
			Purchasing Prostitution	0	0	0	0
			Weapon Law Violations	3	2	1	0
			Animal Cruelty	1	0	0	0
			Total Group A Offenses	78	54	40	3

(*) Offenses are counted using the FBI Units of Count for Crime
 (**) The 'Arrests' column shows arrests made during the selected period, regardless of incident date. Arrest counts may be higher than incident counts.
 (***) Negligent Manslaughter now includes the killing of another person associated with driving under the influence, distracted driving (using a cell or smartphone), and reckless driving fatalities.

Sargent County Sheriff's Office – 2021

2021 Population Estimate		3,917		Offenses (*)		Arrests (**)		
				Reported	Cleared	Adult	Juvenile	
Offense Overview				Group A Offenses				
Offense Total	30			Crimes Against Persons (***)				
Number Cleared	12			Murder and Nonnegligent Manslaughter	0	0	0	0
Percent Cleared	40.00%			Negligent Manslaughter	0	0	0	0
Group A Crimes per 100,000 population	765.9			Aggravated Assault	3	2	2	0
				Simple Assault	5	4	4	0
				Intimidation	3	1	0	1
				Stalking	2	1	1	0
				Kidnapping/Abduction	0	0	0	0
Arrest Overview				Rape	1	1	2	0
Total Arrests	39			Sodomy	0	0	0	0
Adult Arrests	37			Sexual Assault With An Object	0	0	0	0
Juvenile Arrests	2			Fondling	3	1	1	0
Unknown Age	0			Incest	0	0	0	0
Arrests per 100,000 population	995.7			Statutory Rape	0	0	0	0
				Commercial Sex Acts	0	0	0	0
Average number offenses/incident	1.00			Involuntary Servitude	0	0	0	0
Domestic Incident Victims				Crimes Against Property				
Offense	Reported	Cleared		Arson	1	1	1	0
Murder and Nonnegligent Manslaughter	0	0		Bribery	0	0	0	0
Aggravated Assault	1	0		Burglary/Breaking & Entering	1	0	0	0
Simple Assault	5	4		Counterfeiting/Forgery	0	0	0	0
Intimidation	1	0		Destruction/Damage/Vandalism of Property	3	0	0	0
Stalking	0	0		Embezzlement	0	0	0	0
Rape	0	0		Extortion/Blackmail	0	0	0	0
Sodomy	0	0		False Pretenses/Swindle/Confidence Game	0	0	0	0
Sexual Assault With An Object	0	0		Credit Card/Automated Teller Machine Fraud	0	0	0	0
Fondling	1	0		Impersonation	0	0	0	0
Incest	0	0		Welfare Fraud	0	0	0	0
Statutory Rape	0	0		Wire Fraud	0	0	0	0
Kidnapping/Abduction	0	0		Identity Theft	0	0	0	0
Total	8	4		Hacking/Computer Invasion	1	0	0	0
Group B Arrests				Robbery	0	0	0	0
Offense	Adult	Juvenile		Pocket-picking	0	0	0	0
Bad Checks	0	0		Purse-snatching	0	0	0	0
Curfew/Loitering/Vagrancy Violations	0	0		Shoplifting	0	0	0	0
Disorderly Conduct	0	0		Theft From Building	0	0	0	0
Driving Under the Influence	14	0		Theft From Coin Operated Machine or Device	0	0	0	0
Family Offenses (Nonviolent)	0	0		Theft From Motor Vehicle	0	0	0	0
Liquor Law Violations	2	0		Theft of Motor Vehicle Parts/Accessories	0	0	0	0
Peeping Tom	0	0		All Other Larceny	3	0	0	0
Trespass of Real Property	1	0		Motor Vehicle Theft	2	1	1	0
All Other Offenses	8	1		Stolen Property Offenses	0	0	0	0
Total Group B	25	1		Crimes Against Society				
				Drug/Narcotic Violations	0	0	0	0
				Drug Equipment Violations	0	0	0	0
				Betting/Wagering	0	0	0	0
				Operating/Promoting/Assisting Gambling	0	0	0	0
				Gambling Equipment Violations	0	0	0	0
				Sports Tampering	0	0	0	0
				Pornography/Obscene Material	0	0	0	0
				Prostitution	0	0	0	0
				Assisting or Promoting Prostitution	0	0	0	0
				Purchasing Prostitution	0	0	0	0
				Weapon Law Violations	0	0	0	0
				Animal Cruelty	2	0	0	0
				Total Group A Offenses	30	12	12	1

(*) Offenses are counted using the FBI Units of Count for Crime
 (**) The 'Arrests' column shows arrests made during the selected period, regardless of incident date. Arrest counts may be higher than incident counts.
 (***) Negligent Manslaughter now includes the killing of another person associated with driving under the influence, distracted driving (using a cell or smartphone), and reckless driving fatalities.

Sheridan County Sheriff's Office – 2021

2021 Population Estimate		1,269		Offenses (*)		Arrests (**)		
Offense Overview				Group A Offenses	Reported	Cleared	Adult	Juvenile
Offense Total		37		Crimes Against Persons (***)				
Number Cleared		17		Murder and Nonnegligent Manslaughter	0	0	0	0
Percent Cleared		45.95%		Negligent Manslaughter	0	0	0	0
Group A Crimes per 100,000 population		2,915.7		Aggravated Assault	0	0	0	0
Arrest Overview				Simple Assault	1	0	0	0
Total Arrests		23		Intimidation	3	3	1	0
Adult Arrests		23		Stalking	2	0	0	0
Juvenile Arrests		0		Kidnapping/Abduction	0	0	0	0
Unknown Age		0		Rape	0	0	0	0
Arrests per 100,000 population		1,812.5		Sodomy	0	0	0	0
Average number offenses/incident				Sexual Assault With An Object	0	0	0	0
				Fondling	0	0	0	0
				Incest	0	0	0	0
				Statutory Rape	0	0	0	0
				Commercial Sex Acts	0	0	0	0
				Involuntary Servitude	0	0	0	0
Domestic Incident Victims				Crimes Against Property				
Offense	Reported	Cleared		Arson	0	0	0	0
Murder and Nonnegligent Manslaughter	0	0		Bribery	0	0	0	0
Aggravated Assault	0	0		Burglary/Breaking & Entering	0	0	0	0
Simple Assault	1	0		Counterfeiting/Forgery	0	0	0	0
Intimidation	0	0		Destruction/Damage/Vandalism of Property	6	0	0	0
Stalking	0	0		Embezzlement	0	0	0	0
Rape	0	0		Extortion/Blackmail	0	0	0	0
Sodomy	0	0		False Pretenses/Swindle/Confidence Game	0	0	0	0
Sexual Assault With An Object	0	0		Credit Card/Automated Teller Machine Fraud	0	0	0	0
Fondling	0	0		Impersonation	0	0	0	0
Incest	0	0		Welfare Fraud	0	0	0	0
Statutory Rape	0	0		Wire Fraud	0	0	0	0
Kidnapping/Abduction	0	0		Identity Theft	0	0	0	0
Total	1	0		Hacking/Computer Invasion	0	0	0	0
Group B Arrests				Robbery	0	0	0	0
Offense	Adult	Juvenile		Pocket-picking	0	0	0	0
Bad Checks	0	0		Purse-snatching	0	0	0	0
Curfew/Loitering/Vagrancy Violations	0	0		Shoplifting	0	0	0	0
Disorderly Conduct	1	0		Theft From Building	0	0	0	0
Driving Under the Influence	1	0		Theft From Coin Operated Machine or Device	0	0	0	0
Family Offenses (Nonviolent)	0	0		Theft From Motor Vehicle	0	0	0	0
Liquor Law Violations	1	0		Theft of Motor Vehicle Parts/Accessories	0	0	0	0
Peeping Tom	0	0		All Other Larceny	10	0	0	0
Trespass of Real Property	1	0		Motor Vehicle Theft	0	0	0	0
All Other Offenses	7	0		Stolen Property Offenses	0	0	0	0
Total Group B	11	0		Crimes Against Society				
(*) Offenses are counted using the FBI Units of Count for Crime				Drug/Narcotic Violations	7	6	8	0
(**) The 'Arrests' column shows arrests made during the selected period, regardless of incident date. Arrest counts may be higher than incident counts.				Drug Equipment Violations	8	8	3	0
(***) Negligent Manslaughter now includes the killing of another person associated with driving under the influence, distracted driving (using a cell or smartphone), and reckless driving fatalities.				Betting/Wagering	0	0	0	0
				Operating/Promoting/Assisting Gambling	0	0	0	0
				Gambling Equipment Violations	0	0	0	0
				Sports Tampering	0	0	0	0
				Pornography/Obscene Material	0	0	0	0
				Prostitution	0	0	0	0
				Assisting or Promoting Prostitution	0	0	0	0
				Purchasing Prostitution	0	0	0	0
				Weapon Law Violations	0	0	0	0
				Animal Cruelty	0	0	0	0
				Total Group A Offenses	37	17	12	0

Sioux County Sheriff's Office – 2021

2021 Population Estimate		4,168		Offenses (*)		Arrests (**)	
Offense Overview				Reported	Cleared	Adult	Juvenile
Group A Offenses							
Crimes Against Persons (***)							
Offense Total	10	Murder and Nonnegligent Manslaughter		0	0	0	0
Number Cleared	10	Negligent Manslaughter		0	0	0	0
Percent Cleared	100.00%	Aggravated Assault		0	0	0	0
Group A Crimes per 100,000 population	239.9	Simple Assault		1	1	1	0
		Intimidation		0	0	0	0
		Stalking		0	0	0	0
Arrest Overview		Kidnapping/Abduction		0	0	0	0
Total Arrests	6	Rape		0	0	0	0
Adult Arrests	6	Sodomy		0	0	0	0
Juvenile Arrests	0	Sexual Assault With An Object		0	0	0	0
Unknown Age	0	Fondling		0	0	0	0
Arrests per 100,000 population	144.0	Incest		0	0	0	0
		Statutory Rape		0	0	0	0
		Commercial Sex Acts		0	0	0	0
Average number offenses/incident	1.67	Involuntary Servitude		0	0	0	0
Domestic Incident Victims							
Crimes Against Property							
Offense	Reported	Cleared					
Murder and Nonnegligent Manslaughter	0	0	Arson	0	0	0	0
Aggravated Assault	0	0	Bribery	0	0	0	0
Simple Assault	1	1	Burglary/Breaking & Entering	0	0	0	0
Intimidation	0	0	Counterfeiting/Forgery	0	0	0	0
Stalking	0	0	Destruction/Damage/Vandalism of Property	0	0	0	0
Rape	0	0	Embezzlement	0	0	0	0
Sodomy	0	0	Extortion/Blackmail	0	0	0	0
Sexual Assault With An Object	0	0	False Pretenses/Swindle/Confidence Game	0	0	0	0
Fondling	0	0	Credit Card/Automated Teller Machine Fraud	0	0	0	0
Incest	0	0	Impersonation	0	0	0	0
Statutory Rape	0	0	Welfare Fraud	0	0	0	0
Kidnapping/Abduction	0	0	Wire Fraud	0	0	0	0
Total	1	1	Identity Theft	0	0	0	0
			Hacking/Computer Invasion	0	0	0	0
Group B Arrests			Robbery	0	0	0	0
Offense	Adult	Juvenile	Pocket-picking	0	0	0	0
Bad Checks	0	0	Purse-snatching	0	0	0	0
Curfew/Loitering/Vagrancy Violations	0	0	Shoplifting	0	0	0	0
Disorderly Conduct	0	0	Theft From Building	0	0	0	0
Driving Under the Influence	0	0	Theft From Coin Operated Machine or Device	0	0	0	0
Family Offenses (Nonviolent)	0	0	Theft From Motor Vehicle	0	0	0	0
Liquor Law Violations	0	0	Theft of Motor Vehicle Parts/Accessories	0	0	0	0
Peeping Tom	0	0	All Other Larceny	0	0	0	0
Trespass of Real Property	0	0	Motor Vehicle Theft	0	0	0	0
All Other Offenses	0	0	Stolen Property Offenses	0	0	0	0
Total Group B	0	0	Crimes Against Society				
			Drug/Narcotic Violations	4	4	4	0
			Drug Equipment Violations	4	4	1	0
			Betting/Wagering	0	0	0	0
			Operating/Promoting/Assisting Gambling	0	0	0	0
			Gambling Equipment Violations	0	0	0	0
			Sports Tampering	0	0	0	0
			Pornography/Obscene Material	0	0	0	0
			Prostitution	0	0	0	0
			Assisting or Promoting Prostitution	0	0	0	0
			Purchasing Prostitution	0	0	0	0
			Weapon Law Violations	1	1	0	0
			Animal Cruelty	0	0	0	0
			Total Group A Offenses	10	10	6	0

(*) Offenses are counted using the FBI Units of Count for Crime
 (**) The 'Arrests' column shows arrests made during the selected period, regardless of incident date. Arrest counts may be higher than incident counts.
 (***) Negligent Manslaughter now includes the killing of another person associated with driving under the influence, distracted driving (using a cell or smartphone), and reckless driving fatalities.

Slope County Sheriff's Office – 2021

2021 Population Estimate		748		Offenses (*)		Arrests (**)		
				Reported	Cleared	Adult	Juvenile	
Offense Overview				Group A Offenses				
Offense Total	4			Crimes Against Persons (***)				
Number Cleared	4			Murder and Nonnegligent Manslaughter	0	0	0	0
Percent Cleared	100.00%			Negligent Manslaughter	0	0	0	0
Group A Crimes per 100,000 population	534.8			Aggravated Assault	0	0	0	0
				Simple Assault	1	1	1	0
				Intimidation	3	3	1	0
				Stalking	0	0	0	0
				Kidnapping/Abduction	0	0	0	0
Arrest Overview				Rape	0	0	0	0
Total Arrests	2			Sodomy	0	0	0	0
Adult Arrests	2			Sexual Assault With An Object	0	0	0	0
Juvenile Arrests	0			Fondling	0	0	0	0
Unknown Age	0			Incest	0	0	0	0
Arrests per 100,000 population	267.4			Statutory Rape	0	0	0	0
				Commercial Sex Acts	0	0	0	0
				Involuntary Servitude	0	0	0	0
Average number offenses/incident	2.00			Crimes Against Property				
Domestic Incident Victims				Crimes Against Property				
Offense	Reported	Cleared						
Murder and Nonnegligent Manslaughter	0	0	Arson	0	0	0	0	
Aggravated Assault	0	0	Bribery	0	0	0	0	
Simple Assault	1	1	Burglary/Breaking & Entering	0	0	0	0	
Intimidation	0	0	Counterfeiting/Forgery	0	0	0	0	
Stalking	0	0	Destruction/Damage/Vandalism of Property	0	0	0	0	
Rape	0	0	Embezzlement	0	0	0	0	
Sodomy	0	0	Extortion/Blackmail	0	0	0	0	
Sexual Assault With An Object	0	0	False Pretenses/Swindle/Confidence Game	0	0	0	0	
Fondling	0	0	Credit Card/Automated Teller Machine Fraud	0	0	0	0	
Incest	0	0	Impersonation	0	0	0	0	
Statutory Rape	0	0	Welfare Fraud	0	0	0	0	
Kidnapping/Abduction	0	0	Wire Fraud	0	0	0	0	
Total	1	1	Identity Theft	0	0	0	0	
				Hacking/Computer Invasion	0	0	0	0
Group B Arrests				Robbery	0	0	0	0
Offense	Adult	Juvenile						
Bad Checks	0	0	Pocket-picking	0	0	0	0	
Curfew/Loitering/Vagrancy Violations	0	0	Purse-snatching	0	0	0	0	
Disorderly Conduct	0	0	Shoplifting	0	0	0	0	
Driving Under the Influence	0	0	Theft From Building	0	0	0	0	
Family Offenses (Nonviolent)	0	0	Theft From Coin Operated Machine or Device	0	0	0	0	
Liquor Law Violations	0	0	Theft From Motor Vehicle	0	0	0	0	
Peeping Tom	0	0	Theft of Motor Vehicle Parts/Accessories	0	0	0	0	
Trespass of Real Property	0	0	All Other Larceny	0	0	0	0	
All Other Offenses	0	0	Motor Vehicle Theft	0	0	0	0	
Total Group B	0	0	Stolen Property Offenses	0	0	0	0	
				Crimes Against Society				
				Drug/Narcotic Violations	0	0	0	0
				Drug Equipment Violations	0	0	0	0
				Betting/Wagering	0	0	0	0
				Operating/Promoting/Assisting Gambling	0	0	0	0
				Gambling Equipment Violations	0	0	0	0
				Sports Tampering	0	0	0	0
				Pornography/Obscene Material	0	0	0	0
				Prostitution	0	0	0	0
				Assisting or Promoting Prostitution	0	0	0	0
				Purchasing Prostitution	0	0	0	0
				Weapon Law Violations	0	0	0	0
				Animal Cruelty	0	0	0	0
				Total Group A Offenses	4	4	2	0

(*) Offenses are counted using the FBI Units of Count for Crime
 (**) The 'Arrests' column shows arrests made during the selected period, regardless of incident date. Arrest counts may be higher than incident counts.
 (***) Negligent Manslaughter now includes the killing of another person associated with driving under the influence, distracted driving (using a cell or smartphone), and reckless driving fatalities.

Stark County Sheriff's Office – 2021

2021 Population Estimate		7,721		Offenses (*)		Arrests (**)	
Offense Overview				Reported	Cleared	Adult	Juvenile
Offense Total	199						
Number Cleared	67						
Percent Cleared	33.67%						
Group A Crimes per 100,000 population	2,577.4						
Arrest Overview							
Total Arrests	102						
Adult Arrests	99						
Juvenile Arrests	3						
Unknown Age	0						
Arrests per 100,000 population	1,321.1						
Average number offenses/incident	1.21						
Domestic Incident Victims				Crimes Against Property			
Offense	Reported	Cleared					
Murder and Nonnegligent Manslaughter	0	0		Arson	0	0	0
Aggravated Assault	0	0		Bribery	0	0	0
Simple Assault	2	0		Burglary/Breaking & Entering	6	1	1
Intimidation	2	1		Counterfeiting/Forgery	0	0	0
Stalking	0	0		Destruction/Damage/Vandalism of Property	19	5	1
Rape	0	0		Embezzlement	1	0	0
Sodomy	0	0		Extortion/Blackmail	0	0	0
Sexual Assault With An Object	0	0		False Pretenses/Swindle/Confidence Game	11	0	0
Fondling	0	0		Credit Card/Automated Teller Machine Fraud	0	0	0
Incest	0	0		Impersonation	0	0	0
Statutory Rape	0	0		Welfare Fraud	0	0	0
Kidnapping/Abduction	0	0		Wire Fraud	0	0	0
Total	4	1		Identity Theft	2	0	0
Group B Arrests				Hacking/Computer Invasion	0	0	0
Offense	Adult	Juvenile		Robbery	1	0	0
Bad Checks	0	0		Pocket-picking	0	0	0
Curfew/Loitering/Vagrancy Violations	0	0		Purse-snatching	0	0	0
Disorderly Conduct	3	0		Shoplifting	0	0	0
Driving Under the Influence	31	0		Theft From Building	3	0	0
Family Offenses (Nonviolent)	0	1		Theft From Coin Operated Machine or Device	0	0	0
Liquor Law Violations	6	0		Theft From Motor Vehicle	5	0	0
Peeping Tom	0	0		Theft of Motor Vehicle Parts/Accessories	2	0	0
Trespass of Real Property	0	0		All Other Larceny	29	5	2
All Other Offenses	18	0		Motor Vehicle Theft	8	0	0
Total Group B	58	1		Stolen Property Offenses	4	1	0
				Crimes Against Society			
				Drug/Narcotic Violations	35	21	18
				Drug Equipment Violations	30	22	12
				Betting/Wagering	0	0	0
				Operating/Promoting/Assisting Gambling	0	0	0
				Gambling Equipment Violations	0	0	0
				Sports Tampering	0	0	0
				Pornography/Obscene Material	2	0	0
				Prostitution	0	0	0
				Assisting or Promoting Prostitution	0	0	0
				Purchasing Prostitution	0	0	0
				Weapon Law Violations	3	2	1
				Animal Cruelty	4	0	0
				Total Group A Offenses	199	67	41
							2

(*) Offenses are counted using the FBI Units of Count for Crime
 (**) The 'Arrests' column shows arrests made during the selected period, regardless of incident date. Arrest counts may be higher than incident counts.
 (***) Negligent Manslaughter now includes the killing of another person associated with driving under the influence, distracted driving (using a cell or smartphone), and reckless driving fatalities.

Steele County Sheriff's Office – 2021

2021 Population Estimate		1,877		Offenses (*)		Arrests (**)		
Offense Overview				Reported	Cleared	Adult	Juvenile	
Group A Offenses								
Crimes Against Persons (***)								
Offense Total	25	Murder and Nonnegligent Manslaughter		0	0	0	0	
Number Cleared	18	Negligent Manslaughter		0	0	0	0	
Percent Cleared	72.00%	Aggravated Assault		1	1	0	0	
Group A Crimes per 100,000 population	1,331.9	Simple Assault		9	8	6	0	
		Intimidation		4	1	0	0	
		Stalking		1	0	0	0	
		Kidnapping/Abduction		0	0	0	0	
Arrest Overview		Rape		0	0	0	0	
Total Arrests	19	Sodomy		0	0	0	0	
Adult Arrests	19	Sexual Assault With An Object		0	0	0	0	
Juvenile Arrests	0	Fondling		0	0	0	0	
Unknown Age	0	Incest		0	0	0	0	
Arrests per 100,000 population	1,012.3	Statutory Rape		0	0	0	0	
		Commercial Sex Acts		0	0	0	0	
		Involuntary Servitude		0	0	0	0	
Average number offenses/incident	1.79	Crimes Against Property						
Domestic Incident Victims		Reported	Cleared	Arson	1	1	1	0
Offense				Bribery	0	0	0	0
Murder and Nonnegligent Manslaughter	0	0	0	Burglary/Breaking & Entering	1	0	0	0
Aggravated Assault	0	0	0	Counterfeiting/Forgery	1	1	0	0
Simple Assault	8	7	7	Destruction/Damage/Vandalism of Property	2	1	0	0
Intimidation	1	0	0	Embezzlement	0	0	0	0
Stalking	1	0	0	Extortion/Blackmail	0	0	0	0
Rape	0	0	0	False Pretenses/Swindle/Confidence Game	0	0	0	0
Sodomy	0	0	0	Credit Card/Automated Teller Machine Fraud	0	0	0	0
Sexual Assault With An Object	0	0	0	Impersonation	0	0	0	0
Fondling	0	0	0	Welfare Fraud	0	0	0	0
Incest	0	0	0	Wire Fraud	0	0	0	0
Statutory Rape	0	0	0	Identity Theft	0	0	0	0
Kidnapping/Abduction	0	0	0	Hacking/Computer Invasion	0	0	0	0
Total	10	7	7	Robbery	0	0	0	0
Group B Arrests		Adult	Juvenile	Pocket-picking	0	0	0	0
Offense				Purse-snatching	0	0	0	0
Bad Checks	0	0	0	Shoplifting	0	0	0	0
Curfew/Loitering/Vagrancy Violations	0	0	0	Theft From Building	0	0	0	0
Disorderly Conduct	0	0	0	Theft From Coin Operated Machine or Device	0	0	0	0
Driving Under the Influence	8	0	0	Theft From Motor Vehicle	0	0	0	0
Family Offenses (Nonviolent)	0	0	0	Theft of Motor Vehicle Parts/Accessories	0	0	0	0
Liquor Law Violations	2	0	0	All Other Larceny	1	1	0	0
Peeping Tom	0	0	0	Motor Vehicle Theft	0	0	0	0
Trespass of Real Property	0	0	0	Stolen Property Offenses	0	0	0	0
All Other Offenses	0	0	0	Crimes Against Society				
Total Group B	10	0	0	Drug/Narcotic Violations	2	2	1	0
				Drug Equipment Violations	2	2	1	0
				Betting/Wagering	0	0	0	0
				Operating/Promoting/Assisting Gambling	0	0	0	0
				Gambling Equipment Violations	0	0	0	0
				Sports Tampering	0	0	0	0
				Pornography/Obscene Material	0	0	0	0
				Prostitution	0	0	0	0
				Assisting or Promoting Prostitution	0	0	0	0
				Purchasing Prostitution	0	0	0	0
				Weapon Law Violations	0	0	0	0
				Animal Cruelty	0	0	0	0
				Total Group A Offenses	25	18	9	0

(*) Offenses are counted using the FBI Units of Count for Crime
 (**) The 'Arrests' column shows arrests made during the selected period, regardless of incident date. Arrest counts may be higher than incident counts.
 (***) Negligent Manslaughter now includes the killing of another person associated with driving under the influence, distracted driving (using a cell or smartphone), and reckless driving fatalities.

Stutsman County Sheriff's Office – 2021

2021 Population Estimate		5,519		Offenses (*)		Arrests (**)	
Offense Overview				Reported	Cleared	Adult	Juvenile
Offense Total	132	Group A Offenses					
Number Cleared	66	Crimes Against Persons (***)					
Percent Cleared	50.00%	Murder and Nonnegligent Manslaughter		0	0	0	0
Group A Crimes per 100,000 population	2,391.7	Negligent Manslaughter		0	0	0	0
		Aggravated Assault		2	1	1	0
		Simple Assault		18	10	7	3
		Intimidation		5	5	4	0
		Stalking		1	0	0	0
		Kidnapping/Abduction		0	0	0	0
		Rape		2	1	1	0
		Sodomy		0	0	0	0
		Sexual Assault With An Object		0	0	0	0
		Fondling		1	0	0	0
		Incest		0	0	0	0
		Statutory Rape		0	0	0	0
		Commercial Sex Acts		0	0	0	0
		Involuntary Servitude		0	0	0	0
		Crimes Against Property					
		Arson		2	2	0	0
		Bribery		0	0	0	0
		Burglary/Breaking & Entering		12	6	10	0
		Counterfeiting/Forgery		0	0	0	0
		Destruction/Damage/Vandalism of Property		12	0	0	0
		Embezzlement		0	0	0	0
		Extortion/Blackmail		1	0	0	0
		False Pretenses/Swindle/Confidence Game		1	0	0	0
		Credit Card/Automated Teller Machine Fraud		0	0	0	0
		Impersonation		5	0	0	0
		Welfare Fraud		0	0	0	0
		Wire Fraud		0	0	0	0
		Identity Theft		0	0	0	0
		Hacking/Computer Invasion		0	0	0	0
		Robbery		0	0	0	0
		Pocket-picking		0	0	0	0
		Purse-snatching		0	0	0	0
		Shoplifting		0	0	0	0
		Theft From Building		0	0	0	0
		Theft From Coin Operated Machine or Device		0	0	0	0
		Theft From Motor Vehicle		1	0	0	0
		Theft of Motor Vehicle Parts/Accessories		2	0	0	0
		All Other Larceny		25	3	7	0
		Motor Vehicle Theft		6	5	2	0
		Stolen Property Offenses		2	1	0	0
		Crimes Against Society					
		Drug/Narcotic Violations		18	17	10	2
		Drug Equipment Violations		14	14	6	0
		Betting/Wagering		0	0	0	0
		Operating/Promoting/Assisting Gambling		0	0	0	0
		Gambling Equipment Violations		0	0	0	0
		Sports Tampering		0	0	0	0
		Pornography/Obscene Material		1	0	0	0
		Prostitution		0	0	0	0
		Assisting or Promoting Prostitution		0	0	0	0
		Purchasing Prostitution		0	0	0	0
		Weapon Law Violations		1	1	0	0
		Animal Cruelty		0	0	0	0
		Total Group A Offenses		132	66	48	5
Average number offenses/incident		1.14					
Domestic Incident Victims							
Offense	Reported	Cleared					
Murder and Nonnegligent Manslaughter	0	0					
Aggravated Assault	0	0					
Simple Assault	0	0					
Intimidation	0	0					
Stalking	0	0					
Rape	0	0					
Sodomy	0	0					
Sexual Assault With An Object	0	0					
Fondling	0	0					
Incest	0	0					
Statutory Rape	0	0					
Kidnapping/Abduction	0	0					
Total	0	0					
Group B Arrests							
Offense	Adult	Juvenile					
Bad Checks	0	0					
Curfew/Loitering/Vagrancy Violations	0	0					
Disorderly Conduct	1	0					
Driving Under the Influence	21	0					
Family Offenses (Nonviolent)	0	0					
Liquor Law Violations	1	0					
Peeping Tom	0	0					
Trespass of Real Property	0	0					
All Other Offenses	26	3					
Total Group B	49	3					

(*) Offenses are counted using the FBI Units of Count for Crime
 (**) The 'Arrests' column shows arrests made during the selected period, regardless of incident date. Arrest counts may be higher than incident counts.
 (***) Negligent Manslaughter now includes the killing of another person associated with driving under the influence, distracted driving (using a cell or smartphone), and reckless driving fatalities.

Towner County Sheriff's Office – 2021

2021 Population Estimate		2,091		Offenses (*)		Arrests (**)		
Offense Overview				Group A Offenses	Reported	Cleared	Adult	Juvenile
Offense Total	74			Crimes Against Persons (***)				
Number Cleared	44			Murder and Nonnegligent Manslaughter	0	0	0	0
Percent Cleared	59.46%			Negligent Manslaughter	0	0	0	0
Group A Crimes per 100,000 population	3,539.0			Aggravated Assault	2	1	1	0
				Simple Assault	6	4	4	0
				Intimidation	0	0	0	0
				Stalking	2	0	0	0
				Kidnapping/Abduction	0	0	0	0
Arrest Overview				Rape	1	0	0	0
Total Arrests	56			Sodomy	0	0	0	0
Adult Arrests	56			Sexual Assault With An Object	0	0	0	0
Juvenile Arrests	0			Fondling	0	0	0	0
Unknown Age	0			Incest	0	0	0	0
Arrests per 100,000 population	2,678.1			Statutory Rape	0	0	0	0
				Commercial Sex Acts	0	0	0	0
				Involuntary Servitude	0	0	0	0
Average number offenses/incident	1.16			Crimes Against Property				
Domestic Incident Victims				Arson	0	0	0	0
Offense	Reported	Cleared		Bribery	0	0	0	0
Murder and Nonnegligent Manslaughter	0	0		Burglary/Breaking & Entering	3	0	0	0
Aggravated Assault	1	1		Counterfeiting/Forgery	0	0	0	0
Simple Assault	4	4		Destruction/Damage/Vandalism of Property	4	1	1	0
Intimidation	0	0		Embezzlement	0	0	0	0
Stalking	0	0		Extortion/Blackmail	0	0	0	0
Rape	1	0		False Pretenses/Swindle/Confidence Game	9	9	8	0
Sodomy	0	0		Credit Card/Automated Teller Machine Fraud	0	0	0	0
Sexual Assault With An Object	0	0		Impersonation	0	0	0	0
Fondling	0	0		Welfare Fraud	0	0	0	0
Incest	0	0		Wire Fraud	0	0	0	0
Statutory Rape	0	0		Identity Theft	2	0	0	0
Kidnapping/Abduction	0	0		Hacking/Computer Invasion	0	0	0	0
Total	6	5		Robbery	0	0	0	0
Group B Arrests				Pocket-picking	0	0	0	0
Offense	Adult	Juvenile		Purse-snatching	0	0	0	0
Bad Checks	0	0		Shoplifting	1	1	1	0
Curfew/Loitering/Vagrancy Violations	0	0		Theft From Building	0	0	0	0
Disorderly Conduct	0	0		Theft From Coin Operated Machine or Device	0	0	0	0
Driving Under the Influence	8	0		Theft From Motor Vehicle	1	0	0	0
Family Offenses (Nonviolent)	0	0		Theft of Motor Vehicle Parts/Accessories	0	0	0	0
Liquor Law Violations	1	0		All Other Larceny	8	1	1	0
Peeping Tom	0	0		Motor Vehicle Theft	6	0	0	0
Trespass of Real Property	1	0		Stolen Property Offenses	1	1	1	0
All Other Offenses	5	0		Crimes Against Society				
Total Group B	15	0		Drug/Narcotic Violations	12	11	11	0
				Drug Equipment Violations	16	15	13	0
				Betting/Wagering	0	0	0	0
				Operating/Promoting/Assisting Gambling	0	0	0	0
				Gambling Equipment Violations	0	0	0	0
				Sports Tampering	0	0	0	0
				Pornography/Obscene Material	0	0	0	0
				Prostitution	0	0	0	0
				Assisting or Promoting Prostitution	0	0	0	0
				Purchasing Prostitution	0	0	0	0
				Weapon Law Violations	0	0	0	0
				Animal Cruelty	0	0	0	0
				Total Group A Offenses	74	44	41	0

(*) Offenses are counted using the FBI Units of Count for Crime
 (**) The 'Arrests' column shows arrests made during the selected period, regardless of incident date. Arrest counts may be higher than incident counts.
 (***) Negligent Manslaughter now includes the killing of another person associated with driving under the influence, distracted driving (using a cell or smartphone), and reckless driving fatalities.

Trail County Sheriff's Office – 2021

2021 Population Estimate		7,931	Offenses (**)		Arrests (**)	
Offense Overview			Reported	Cleared	Adult	Juvenile
Offense Total	139					
Number Cleared	23					
Percent Cleared	16.55%					
Group A Crimes per 100,000 population	1,752.6					
Arrest Overview						
Total Arrests	46					
Adult Arrests	45					
Juvenile Arrests	1					
Unknown Age	0					
Arrests per 100,000 population	580.0					
Average number offenses/incident	1.22					
Domestic Incident Victims			Crimes Against Property			
Offense	Reported	Cleared	Arson	Bribery	Burglary/Breaking & Entering	Counterfeiting/Forgery
Murder and Nonnegligent Manslaughter	0	0	0	0	0	0
Aggravated Assault	0	0	9	0	0	0
Simple Assault	12	3	1	0	0	0
Intimidation	4	1	12	0	0	0
Stalking	1	0	1	0	0	0
Rape	0	0	0	0	0	0
Sodomy	0	0	0	0	0	0
Sexual Assault With An Object	0	0	0	0	0	0
Fondling	0	0	0	0	0	0
Incest	0	0	0	0	0	0
Statutory Rape	0	0	0	0	0	0
Kidnapping/Abduction	0	0	0	0	0	0
Total	17	4	5	0	0	0
Group B Arrests			Hacking/Computer Invasion	1	0	0
Offense	Adult	Juvenile	Robbery	0	0	0
Bad Checks	0	0	Pocket-picking	0	0	0
Curfew/Loitering/Vagrancy Violations	0	0	Purse-snatching	0	0	0
Disorderly Conduct	2	0	Shoplifting	3	0	0
Driving Under the Influence	18	0	Theft From Building	8	0	0
Family Offenses (Nonviolent)	0	1	Theft From Coin Operated Machine or Device	0	0	0
Liquor Law Violations	2	0	Theft From Motor Vehicle	7	0	0
Peeping Tom	0	0	Theft of Motor Vehicle Parts/Accessories	4	0	0
Trespass of Real Property	1	0	All Other Larceny	15	1	1
All Other Offenses	7	0	Motor Vehicle Theft	11	0	0
Total Group B	30	1	Stolen Property Offenses	4	1	1
			Crimes Against Society			
			Drug/Narcotic Violations	13	8	6
			Drug Equipment Violations	15	8	3
			Betting/Wagering	0	0	0
			Operating/Promoting/Assisting Gambling	0	0	0
			Gambling Equipment Violations	0	0	0
			Sports Tampering	0	0	0
			Pornography/Obscene Material	0	0	0
			Prostitution	0	0	0
			Assisting or Promoting Prostitution	0	0	0
			Purchasing Prostitution	0	0	0
			Weapon Law Violations	1	0	0
			Animal Cruelty	0	0	0
			Total Group A Offenses	139	23	15

(*) Offenses are counted using the FBI Units of Count for Crime
 (**) The 'Arrests' column shows arrests made during the selected period, regardless of incident date. Arrest counts may be higher than incident counts.
 (***) Negligent Manslaughter now includes the killing of another person associated with driving under the influence, distracted driving (using a cell or smartphone), and reckless driving fatalities.

Walsh County Sheriff's Office – 2021

2021 Population Estimate		6,298		Offenses (*)		Arrests (**)		
Offense Overview				Group A Offenses	Reported	Cleared	Adult	Juvenile
Offense Total	217			Crimes Against Persons (***)				
Number Cleared	62			Murder and Nonnegligent Manslaughter	0	0	0	0
Percent Cleared	28.57%			Negligent Manslaughter	0	0	0	0
Group A Crimes per 100,000 population	3,445.5			Aggravated Assault	1	1	1	0
				Simple Assault	17	5	5	0
				Intimidation	31	16	3	0
				Stalking	0	0	0	0
				Kidnapping/Abduction	3	1	1	0
				Rape	1	1	1	0
				Sodomy	0	0	0	0
				Sexual Assault With An Object	1	0	0	0
				Fondling	11	0	0	0
				Incest	0	0	0	0
				Statutory Rape	3	0	0	0
				Commercial Sex Acts	0	0	0	0
				Involuntary Servitude	0	0	0	0
Arrest Overview				Crimes Against Property				
Total Arrests	107			Arson	1	0	0	0
Adult Arrests	103			Bribery	0	0	0	0
Juvenile Arrests	4			Burglary/Breaking & Entering	10	4	3	0
Unknown Age	0			Counterfeiting/Forgery	2	0	0	0
Arrests per 100,000 population	1,699.0			Destruction/Damage/Vandalism of Property	26	2	0	0
				Embezzlement	0	0	0	0
				Extortion/Blackmail	0	0	0	0
				False Pretenses/Swindle/Confidence Game	3	0	0	0
				Credit Card/Automated Teller Machine Fraud	1	1	0	0
				Impersonation	0	0	0	0
				Welfare Fraud	0	0	0	0
				Wire Fraud	0	0	0	0
				Identity Theft	9	0	0	0
				Hacking/Computer Invasion	1	0	0	0
				Robbery	0	0	0	0
				Pocket-picking	0	0	0	0
				Purse-snatching	0	0	0	0
				Shoplifting	1	0	0	0
				Theft From Building	0	0	0	0
				Theft From Coin Operated Machine or Device	0	0	0	0
				Theft From Motor Vehicle	1	0	0	0
				Theft of Motor Vehicle Parts/Accessories	2	0	0	0
				All Other Larceny	30	2	0	0
				Motor Vehicle Theft	9	0	0	0
				Stolen Property Offenses	4	1	1	0
				Crimes Against Society				
				Drug/Narcotic Violations	21	14	13	0
				Drug Equipment Violations	21	12	2	1
				Betting/Wagering	0	0	0	0
				Operating/Promoting/Assisting Gambling	0	0	0	0
				Gambling Equipment Violations	0	0	0	0
				Sports Tampering	0	0	0	0
				Pornography/Obscene Material	1	0	0	0
				Prostitution	0	0	0	0
				Assisting or Promoting Prostitution	0	0	0	0
				Purchasing Prostitution	0	0	0	0
				Weapon Law Violations	6	2	2	0
				Animal Cruelty	0	0	0	0
				Total Group A Offenses	217	62	32	1
Domestic Incident Victims		Reported	Cleared					
Offense								
Murder and Nonnegligent Manslaughter	0	0						
Aggravated Assault	0	0						
Simple Assault	4	1						
Intimidation	7	5						
Stalking	0	0						
Rape	0	0						
Sodomy	0	0						
Sexual Assault With An Object	0	0						
Fondling	0	0						
Incest	0	0						
Statutory Rape	0	0						
Kidnapping/Abduction	2	1						
Total	13	7						
Group B Arrests		Adult	Juvenile					
Offense								
Bad Checks	0	0						
Curfew/Loitering/Vagrancy Violations	0	0						
Disorderly Conduct	2	0						
Driving Under the Influence	33	1						
Family Offenses (Nonviolent)	0	0						
Liquor Law Violations	10	1						
Peeping Tom	0	0						
Trespass of Real Property	0	0						
All Other Offenses	26	1						
Total Group B	71	3						

(*) Offenses are counted using the FBI Units of Count for Crime
 (**) The 'Arrests' column shows arrests made during the selected period, regardless of incident date. Arrest counts may be higher than incident counts.
 (***) Negligent Manslaughter now includes the killing of another person associated with driving under the influence, distracted driving (using a cell or smartphone), and reckless driving fatalities.

Ward County Sheriff's Office – 2021

2021 Population Estimate		16,750	Offenses (*)		Arrests (**)		
Offense Overview			Group A Offenses	Reported	Cleared	Adult	Juvenile
Offense Total	685		Crimes Against Persons (***)				
Number Cleared	324		Murder and Nonnegligent Manslaughter	0	0	0	0
Percent Cleared	47.30%		Negligent Manslaughter	0	0	0	0
Group A Crimes per 100,000 population	4,089.6		Aggravated Assault	20	10	5	2
			Simple Assault	65	44	21	13
			Intimidation	17	8	3	0
			Stalking	11	2	1	0
			Kidnapping/Abduction	0	0	0	0
			Rape	3	0	0	0
			Sodomy	1	1	0	0
			Sexual Assault With An Object	0	0	0	0
			Fondling	5	2	1	0
			Incest	0	0	0	0
			Statutory Rape	2	2	0	0
			Commercial Sex Acts	0	0	0	0
			Involuntary Servitude	0	0	0	0
			Crimes Against Property				
			Arson	4	1	1	0
			Bribery	0	0	0	0
			Burglary/Breaking & Entering	46	6	3	4
			Counterfeiting/Forgery	4	2	0	0
			Destruction/Damage/Vandalism of Property	81	30	4	15
			Embezzlement	1	0	0	0
			Extortion/Blackmail	1	0	0	0
			False Pretenses/Swindle/Confidence Game	9	1	1	0
			Credit Card/Automated Teller Machine Fraud	3	0	0	0
			Impersonation	3	1	0	0
			Welfare Fraud	0	0	0	0
			Wire Fraud	2	0	0	0
			Identity Theft	15	3	2	0
			Hacking/Computer Invasion	0	0	0	0
			Robbery	0	0	0	0
			Pocket-picking	0	0	2	0
			Purse-snatching	1	0	0	0
			Shoplifting	0	0	0	1
			Theft From Building	18	1	0	0
			Theft From Coin Operated Machine or Device	5	0	1	0
			Theft From Motor Vehicle	11	0	0	0
			Theft of Motor Vehicle Parts/Accessories	13	1	0	0
			All Other Larceny	61	5	1	0
			Motor Vehicle Theft	29	4	2	0
			Stolen Property Offenses	17	9	7	0
			Crimes Against Society				
			Drug/Narcotic Violations	103	86	59	4
			Drug Equipment Violations	112	89	34	3
			Betting/Wagering	0	0	0	0
			Operating/Promoting/Assisting Gambling	0	0	0	0
			Gambling Equipment Violations	0	0	0	0
			Sports Tampering	0	0	0	0
			Pornography/Obscene Material	10	6	2	5
			Prostitution	0	0	0	0
			Assisting or Promoting Prostitution	0	0	0	0
			Purchasing Prostitution	0	0	0	0
			Weapon Law Violations	12	10	3	0
			Animal Cruelty	0	0	0	0
			Total Group A Offenses	685	324	153	47
			Domestic Incident Victims				
Offense	Reported	Cleared	Arson	4	1	1	0
Murder and Nonnegligent Manslaughter	0	0	Bribery	0	0	0	0
Aggravated Assault	4	4	Burglary/Breaking & Entering	46	6	3	4
Simple Assault	26	22	Counterfeiting/Forgery	4	2	0	0
Intimidation	4	3	Destruction/Damage/Vandalism of Property	81	30	4	15
Stalking	3	1	Embezzlement	1	0	0	0
Rape	1	0	Extortion/Blackmail	1	0	0	0
Sodomy	0	0	False Pretenses/Swindle/Confidence Game	9	1	1	0
Sexual Assault With An Object	0	0	Credit Card/Automated Teller Machine Fraud	3	0	0	0
Fondling	1	1	Impersonation	3	1	0	0
Incest	0	0	Welfare Fraud	0	0	0	0
Statutory Rape	0	0	Wire Fraud	2	0	0	0
Kidnapping/Abduction	0	0	Identity Theft	15	3	2	0
Total	39	31	Hacking/Computer Invasion	0	0	0	0
			Robbery	0	0	0	0
			Pocket-picking	0	0	2	0
			Purse-snatching	1	0	0	0
			Shoplifting	0	0	0	1
			Theft From Building	18	1	0	0
			Theft From Coin Operated Machine or Device	5	0	1	0
			Theft From Motor Vehicle	11	0	0	0
			Theft of Motor Vehicle Parts/Accessories	13	1	0	0
			All Other Larceny	61	5	1	0
			Motor Vehicle Theft	29	4	2	0
			Stolen Property Offenses	17	9	7	0
			Crimes Against Society				
			Drug/Narcotic Violations	103	86	59	4
			Drug Equipment Violations	112	89	34	3
			Betting/Wagering	0	0	0	0
			Operating/Promoting/Assisting Gambling	0	0	0	0
			Gambling Equipment Violations	0	0	0	0
			Sports Tampering	0	0	0	0
			Pornography/Obscene Material	10	6	2	5
			Prostitution	0	0	0	0
			Assisting or Promoting Prostitution	0	0	0	0
			Purchasing Prostitution	0	0	0	0
			Weapon Law Violations	12	10	3	0
			Animal Cruelty	0	0	0	0
			Total Group A Offenses	685	324	153	47
			Group B Arrests				
Offense	Adult	Juvenile	Bad Checks	0	0		
Bad Checks	0	0	Curfew/Loitering/Vagrancy Violations	0	0		
Curfew/Loitering/Vagrancy Violations	0	0	Disorderly Conduct	1	11		
Disorderly Conduct	1	11	Driving Under the Influence	78	2		
Driving Under the Influence	78	2	Family Offenses (Nonviolent)	1	0		
Family Offenses (Nonviolent)	1	0	Liquor Law Violations	53	45		
Liquor Law Violations	53	45	Peeping Tom	0	0		
Peeping Tom	0	0	Trespass of Real Property	8	0		
Trespass of Real Property	8	0	All Other Offenses	85	8		
All Other Offenses	85	8	Total Group B	226	66		
Total Group B	226	66					

(*) Offenses are counted using the FBI Units of Count for Crime
 (**) The 'Arrests' column shows arrests made during the selected period, regardless of incident date. Arrest counts may be higher than incident counts.
 (***) Negligent Manslaughter now includes the killing of another person associated with driving under the influence, distracted driving (using a cell or smartphone), and reckless driving fatalities.

Wells County Sheriff's Office – 2021

2021 Population Estimate		2,089		Offenses (*)		Arrests (**)		
Offense Overview				Group A Offenses	Reported	Cleared	Adult	Juvenile
Offense Total	38			Crimes Against Persons (***)				
Number Cleared	18			Murder and Nonnegligent Manslaughter	0	0	0	0
Percent Cleared	47.37%			Negligent Manslaughter	0	0	0	0
Group A Crimes per 100,000 population	1,819.1			Aggravated Assault	2	1	1	0
				Simple Assault	5	4	4	0
				Intimidation	1	0	0	0
				Stalking	0	0	0	0
				Kidnapping/Abduction	0	0	0	0
Arrest Overview				Rape	1	0	0	0
Total Arrests	24			Sodomy	0	0	0	0
Adult Arrests	24			Sexual Assault With An Object	0	0	0	0
Juvenile Arrests	0			Fondling	0	0	0	0
Unknown Age	0			Incest	0	0	0	0
Arrests per 100,000 population	1,148.9			Statutory Rape	0	0	0	0
				Commercial Sex Acts	0	0	0	0
				Involuntary Servitude	0	0	0	0
Average number offenses/incident	1.41			Crimes Against Property				
Domestic Incident Victims				Arson	0	0	0	0
Offense	Reported	Cleared		Bribery	0	0	0	0
Murder and Nonnegligent Manslaughter	0	0		Burglary/Breaking & Entering	6	1	0	0
Aggravated Assault	1	1		Counterfeiting/Forgery	0	0	0	0
Simple Assault	5	4		Destruction/Damage/Vandalism of Property	4	2	2	0
Intimidation	1	0		Embezzlement	0	0	0	0
Stalking	0	0		Extortion/Blackmail	0	0	0	0
Rape	0	0		False Pretenses/Swindle/Confidence Game	0	0	0	0
Sodomy	0	0		Credit Card/Automated Teller Machine Fraud	0	0	0	0
Sexual Assault With An Object	0	0		Impersonation	0	0	0	0
Fondling	0	0		Welfare Fraud	0	0	0	0
Incest	0	0		Wire Fraud	0	0	0	0
Statutory Rape	0	0		Identity Theft	1	0	0	0
Kidnapping/Abduction	0	0		Hacking/Computer Invasion	0	0	0	0
Total	7	5		Robbery	1	0	0	0
Group B Arrests				Pocket-picking	0	0	0	0
Offense	Adult	Juvenile		Purse-snatching	0	0	0	0
Bad Checks	0	0		Shoplifting	0	0	0	0
Curfew/Loitering/Vagrancy Violations	0	0		Theft From Building	0	0	0	0
Disorderly Conduct	0	0		Theft From Coin Operated Machine or Device	0	0	0	0
Driving Under the Influence	4	0		Theft From Motor Vehicle	0	0	0	0
Family Offenses (Nonviolent)	0	0		Theft of Motor Vehicle Parts/Accessories	0	0	0	0
Liquor Law Violations	0	0		All Other Larceny	3	1	1	0
Peeping Tom	0	0		Motor Vehicle Theft	0	0	0	0
Trespass of Real Property	0	0		Stolen Property Offenses	0	0	0	0
All Other Offenses	8	0		Crimes Against Society				
Total Group B	12	0		Drug/Narcotic Violations	6	4	2	0
				Drug Equipment Violations	6	4	2	0
				Betting/Wagering	0	0	0	0
				Operating/Promoting/Assisting Gambling	0	0	0	0
				Gambling Equipment Violations	0	0	0	0
				Sports Tampering	0	0	0	0
				Pornography/Obscene Material	2	1	0	0
				Prostitution	0	0	0	0
				Assisting or Promoting Prostitution	0	0	0	0
				Purchasing Prostitution	0	0	0	0
				Weapon Law Violations	0	0	0	0
				Animal Cruelty	0	0	0	0
				Total Group A Offenses	38	18	12	0

(*) Offenses are counted using the FBI Units of Count for Crime
 (**) The 'Arrests' column shows arrests made during the selected period, regardless of incident date. Arrest counts may be higher than incident counts.
 (***) Negligent Manslaughter now includes the killing of another person associated with driving under the influence, distracted driving (using a cell or smartphone), and reckless driving fatalities.

Williams County Sheriff's Office – 2021

2021 Population Estimate		6,734		Offenses (*)		Arrests (**)			
Offense Overview				Reported	Cleared	Adult	Juvenile		
Offense Total	336	Group A Offenses							
Number Cleared	124	Crimes Against Persons (***)							
Percent Cleared	36.90%	Murder and Nonnegligent Manslaughter	0	0	0	0			
Group A Crimes per 100,000 population	4,989.6	Negligent Manslaughter	0	0	0	0			
Arrest Overview				Aggravated Assault	8	8	4	0	
Total Arrests	152	Simple Assault	44	27	17	0			
Adult Arrests	141	Intimidation	15	7	2	0			
Juvenile Arrests	11	Stalking	0	0	0	0			
Unknown Age	0	Kidnapping/Abduction	2	1	0	0			
Arrests per 100,000 population	2,257.2	Rape	2	1	0	0			
Average number offenses/incident				1.24	Sodomy	0	0	0	0
Domestic Incident Victims				Crimes Against Property					
Offense	Reported	Cleared	Arson	0	0	0	0		
Murder and Nonnegligent Manslaughter	0	0	Bribery	0	0	0	0		
Aggravated Assault	3	3	Burglary/Breaking & Entering	24	6	7	0		
Simple Assault	21	13	Counterfeiting/Forgery	3	0	0	0		
Intimidation	3	1	Destruction/Damage/Vandalism of Property	39	5	1	0		
Stalking	0	0	Embezzlement	0	0	0	0		
Rape	0	0	Extortion/Blackmail	0	0	0	0		
Sodomy	0	0	False Pretenses/Swindle/Confidence Game	6	2	1	0		
Sexual Assault With An Object	0	0	Credit Card/Automated Teller Machine Fraud	1	1	0	0		
Fondling	0	0	Impersonation	6	0	0	0		
Incest	0	0	Welfare Fraud	0	0	0	0		
Statutory Rape	0	0	Wire Fraud	1	0	0	0		
Kidnapping/Abduction	0	0	Identity Theft	0	0	0	0		
Total	27	17	Hacking/Computer Invasion	0	0	0	0		
Group B Arrests				Crimes Against Society					
Offense	Adult	Juvenile	Robbery	1	0	0	0		
Bad Checks	0	0	Pocket-picking	0	0	0	0		
Curfew/Loitering/Vagrancy Violations	0	0	Purse-snatching	0	0	0	0		
Disorderly Conduct	1	5	Shoplifting	0	0	0	0		
Driving Under the Influence	52	0	Theft From Building	4	0	0	0		
Family Offenses (Nonviolent)	0	0	Theft From Coin Operated Machine or Device	0	0	0	0		
Liquor Law Violations	2	2	Theft From Motor Vehicle	7	2	2	0		
Peeping Tom	0	0	Theft of Motor Vehicle Parts/Accessories	4	0	0	0		
Runaway	0	0	All Other Larceny	54	7	2	0		
Trespass of Real Property	2	0	Motor Vehicle Theft	35	4	1	0		
All Other Offenses	15	0	Stolen Property Offenses	4	4	2	2		
Total Group B	72	7	Crimes Against Society						
(*) Offenses are counted using the FBI Units of Count for Crime				Drug/Narcotic Violations	29	24	18	2	
(**) The 'Arrests' column shows arrests made during the selected period, regardless of incident date. Arrest counts may be higher than incident counts.				Drug Equipment Violations	27	19	8	0	
(***) Negligent Manslaughter now includes the killing of another person associated with driving under the influence, distracted driving (using a cell or smartphone), and reckless driving fatalities.				Betting/Wagering	0	0	0	0	
				Operating/Promoting/Assisting Gambling	0	0	0	0	
				Gambling Equipment Violations	0	0	0	0	
				Sports Tampering	0	0	0	0	
				Pornography/Obscene Material	1	0	0	0	
				Prostitution	0	0	0	0	
				Assisting or Promoting Prostitution	0	0	0	0	
				Purchasing Prostitution	0	0	0	0	
				Weapon Law Violations	5	4	3	0	
				Animal Cruelty	4	0	0	0	
				Total Group A Offenses	336	124	69	4	

REPORTING POLICE DEPARTMENTS

Berthold Police Department – 2021

2021 Population Estimate		494	Offenses (*)		Arrests (**)	
Offense Overview			Reported	Cleared	Adult	Juvenile
Group A Offenses						
Crimes Against Persons (***)						
Offense Total	47		0	0	0	0
Number Cleared	45		0	0	0	0
Percent Cleared	95.74%		1	1	1	0
Group A Crimes per 100,000 population	9,514.2		0	0	0	0
Arrest Overview						
Total Arrests	33		0	0	0	0
Adult Arrests	31		0	0	0	0
Juvenile Arrests	2		0	0	0	0
Unknown Age	0		0	0	0	0
Arrests per 100,000 population	6,680.2		0	0	0	0
Average number offenses/incident	1.52		0	0	0	0
Domestic Incident Victims						
Offense	Reported	Cleared				
Murder and Nonnegligent Manslaughter	0	0				
Aggravated Assault	1	1				
Simple Assault	0	0				
Intimidation	0	0				
Stalking	0	0				
Rape	0	0				
Sodomy	0	0				
Sexual Assault With An Object	0	0				
Fondling	0	0				
Incest	0	0				
Statutory Rape	0	0				
Kidnapping/Abduction	0	0				
Total	1	1				
Group B Arrests						
Offense	Adult	Juvenile				
Bad Checks	0	0				
Curfew/Loitering/Vagrancy Violations	0	0				
Disorderly Conduct	1	0				
Driving Under the Influence	0	0				
Family Offenses (Nonviolent)	0	0				
Liquor Law Violations	0	0				
Peeping Tom	0	0				
Trespass of Real Property	0	0				
All Other Offenses	3	0				
Total Group B	4	0				
(*) Offenses are counted using the FBI Units of Count for Crime						
(**) The 'Arrests' column shows arrests made during the selected period, regardless of incident date. Arrest counts may be higher than incident counts.						
(***) Negligent Manslaughter now includes the killing of another person associated with driving under the influence, distracted driving (using a cell or smartphone), and reckless driving fatalities.						
Crimes Against Property						
Arson	0	0	0	0	0	0
Bribery	0	0	0	0	0	0
Burglary/Breaking & Entering	0	0	0	0	0	0
Counterfeiting/Forgery	0	0	0	0	0	0
Destruction/Damage/Vandalism of Property	0	0	0	0	0	0
Embezzlement	0	0	0	0	0	0
Extortion/Blackmail	0	0	0	0	0	0
False Pretenses/Swindle/Confidence Game	2	2	0	0	0	0
Credit Card/Automated Teller Machine Fraud	0	0	0	0	0	0
Impersonation	0	0	0	0	1	0
Welfare Fraud	0	0	0	0	0	0
Wire Fraud	0	0	0	0	0	0
Identity Theft	0	0	0	0	0	0
Hacking/Computer Invasion	0	0	0	0	0	0
Robbery	0	0	0	0	0	0
Pocket-picking	0	0	0	0	0	0
Purse-snatching	0	0	0	0	0	0
Shoplifting	0	0	0	0	0	0
Theft From Building	1	1	1	1	1	0
Theft From Coin Operated Machine or Device	0	0	0	0	0	0
Theft From Motor Vehicle	0	0	0	0	0	0
Theft of Motor Vehicle Parts/Accessories	0	0	0	0	0	0
All Other Larceny	2	0	0	0	0	0
Motor Vehicle Theft	0	0	0	0	0	0
Stolen Property Offenses	0	0	0	0	0	0
Crimes Against Society						
Drug/Narcotic Violations	24	24	22	22	2	2
Drug Equipment Violations	16	16	1	1	0	0
Betting/Wagering	0	0	0	0	0	0
Operating/Promoting/Assisting Gambling	0	0	0	0	0	0
Gambling Equipment Violations	0	0	0	0	0	0
Sports Tampering	0	0	0	0	0	0
Pornography/Obscene Material	0	0	0	0	0	0
Prostitution	0	0	0	0	0	0
Assisting or Promoting Prostitution	0	0	0	0	0	0
Purchasing Prostitution	0	0	0	0	0	0
Weapon Law Violations	1	1	1	1	1	0
Animal Cruelty	0	0	0	0	0	0
Total Group A Offenses	47	45	27	27	2	2

Beulah Police Department – 2021

2021 Population Estimate		3,129	Offenses (*)		Arrests (**)		
Offense Overview			Reported	Cleared	Adult	Juvenile	
Offense Total	148		Group A Offenses				
Number Cleared	101		Crimes Against Persons (***)				
Percent Cleared	68.24%		Murder and Nonnegligent Manslaughter	0	0	0	0
Group A Crimes per 100,000 population	4,729.9		Negligent Manslaughter	0	0	0	0
Arrest Overview			Aggravated Assault	2	2	2	0
Total Arrests	113		Simple Assault	21	15	10	0
Adult Arrests	95		Intimidation	2	2	2	0
Juvenile Arrests	18		Stalking	2	0	0	0
Unknown Age	0		Kidnapping/Abduction	1	1	1	0
Arrests per 100,000 population	3,611.4		Rape	1	0	0	0
Average number offenses/incident			1.53	Sodomy	0	0	0
Domestic Incident Victims			Sexual Assault With An Object	0	0	0	0
Offense	Reported	Cleared	Fondling	1	0	0	0
Murder and Nonnegligent Manslaughter	0	0	Incest	0	0	0	0
Aggravated Assault	1	1	Statutory Rape	0	0	0	0
Simple Assault	14	12	Commercial Sex Acts	0	0	0	0
Intimidation	0	0	Involuntary Servitude	0	0	0	0
Stalking	0	0	Crimes Against Property				
Rape	0	0	Arson	0	0	0	0
Sodomy	0	0	Bribery	0	0	0	0
Sexual Assault With An Object	0	0	Burglary/Breaking & Entering	2	1	1	0
Fondling	0	0	Counterfeiting/Forgery	2	1	0	0
Incest	0	0	Destruction/Damage/Vandalism of Property	6	1	0	0
Statutory Rape	0	0	Embezzlement	0	0	0	0
Kidnapping/Abduction	1	1	Extortion/Blackmail	0	0	0	0
Total	16	14	False Pretenses/Swindle/Confidence Game	4	3	3	0
Group B Arrests			Credit Card/Automated Teller Machine Fraud	0	0	0	0
Offense	Adult	Juvenile	Impersonation	0	0	0	0
Bad Checks	0	0	Welfare Fraud	0	0	0	0
Curfew/Loitering/Vagrancy Violations	0	2	Wire Fraud	0	0	0	0
Disorderly Conduct	6	0	Identity Theft	4	1	0	0
Driving Under the Influence	16	0	Hacking/Computer Invasion	0	0	0	0
Family Offenses (Nonviolent)	2	3	Robbery	0	0	0	0
Liquor Law Violations	7	2	Pocket-picking	0	0	0	0
Peeping Tom	0	0	Purse-snatching	0	0	0	0
Trespass of Real Property	0	0	Shoplifting	1	0	0	0
All Other Offenses	3	1	Theft From Building	0	0	0	0
Total Group B	34	8	Theft From Coin Operated Machine or Device	0	0	0	0
(*) Offenses are counted using the FBI Units of Count for Crime			Theft From Motor Vehicle	1	0	0	0
(**) The 'Arrests' column shows arrests made during the selected period, regardless of incident date. Arrest counts may be higher than incident counts.			Theft of Motor Vehicle Parts/Accessories	1	0	0	0
(***) Negligent Manslaughter now includes the killing of another person associated with driving under the influence, distracted driving (using a cell or smartphone), and reckless driving fatalities.			All Other Larceny	11	2	3	0
			Motor Vehicle Theft	1	0	0	0
			Stolen Property Offenses	0	0	0	0
			Crimes Against Society				
			Drug/Narcotic Violations	36	31	22	9
			Drug Equipment Violations	44	38	15	1
			Betting/Wagering	0	0	0	0
			Operating/Promoting/Assisting Gambling	0	0	0	0
			Gambling Equipment Violations	0	0	0	0
			Sports Tampering	0	0	0	0
			Pornography/Obscene Material	1	0	0	0
			Prostitution	0	0	0	0
			Assisting or Promoting Prostitution	0	0	0	0
			Purchasing Prostitution	0	0	0	0
			Weapon Law Violations	4	3	2	0
			Animal Cruelty	0	0	0	0
			Total Group A Offenses	148	101	61	10

Bismarck Police Department – 2021

2021 Population Estimate		75,396		Offenses (*)		Arrests (**)	
Offense Overview				Reported	Cleared	Adult	Juvenile
Offense Total	7,689	Group A Offenses					
Number Cleared	3,054	Crimes Against Persons (***)					
Percent Cleared	39.72%	Murder and Nonnegligent Manslaughter					
Group A Crimes per 100,000 population	10,198.2	Negligent Manslaughter					
Arrest Overview				Aggravated Assault		4	
Total Arrests	3,625	Simple Assault					
Adult Arrests	2,950	Intimidation					
Juvenile Arrests	675	Stalking					
Unknown Age	0	Kidnapping/Abduction					
Arrests per 100,000 population	4,807.9	Rape					
Average number offenses/incident				1.23		Sodomy	
Domestic Incident Victims							
Offense	Reported	Cleared	Crimes Against Property				
Murder and Nonnegligent Manslaughter	0	0	Arson				
Aggravated Assault	65	42	Bribery				
Simple Assault	527	282	Burglary/Breaking & Entering				
Intimidation	21	15	Counterfeiting/Forgery				
Stalking	2	0	Destruction/Damage/Vandalism of Property				
Rape	8	2	Embezzlement				
Sodomy	1	1	Extortion/Blackmail				
Sexual Assault With An Object	0	0	False Pretenses/Swindle/Confidence Game				
Fondling	8	4	Credit Card/Automated Teller Machine Fraud				
Incest	1	0	Impersonation				
Statutory Rape	5	2	Welfare Fraud				
Kidnapping/Abduction	4	2	Wire Fraud				
Total	642	350	Identity Theft				
Group B Arrests			Hacking/Computer Invasion				
Offense	Adult	Juvenile	Robbery				
Bad Checks	0	0	Pocket-picking				
Curfew/Loitering/Vagrancy Violations	0	34	Purse-snatching				
Disorderly Conduct	125	117	Shoplifting				
Driving Under the Influence	249	1	Theft From Building				
Family Offenses (Nonviolent)	15	0	Theft From Coin Operated Machine or Device				
Liquor Law Violations	157	28	Theft From Motor Vehicle				
Peeping Tom	0	1	Theft of Motor Vehicle Parts/Accessories				
Trespass of Real Property	207	21	All Other Larceny				
All Other Offenses	421	165	Motor Vehicle Theft				
Total Group B	1,174	367	Stolen Property Offenses				
(*) Offenses are counted using the FBI Units of Count for Crime			Crimes Against Society				
(**) The 'Arrests' column shows arrests made during the selected period, regardless of incident date. Arrest counts may be higher than incident counts.			Drug/Narcotic Violations				
(***) Negligent Manslaughter now includes the killing of another person associated with driving under the influence, distracted driving (using a cell or smartphone), and reckless driving fatalities.			Drug Equipment Violations				
			Betting/Wagering				
			Operating/Promoting/Assisting Gambling				
			Gambling Equipment Violations				
			Sports Tampering				
			Pornography/Obscene Material				
			Prostitution				
			Assisting or Promoting Prostitution				
			Purchasing Prostitution				
			Weapon Law Violations				
			Animal Cruelty				
			Total Group A Offenses				

Bismarck State College – 2021

2021 Population Estimate	N/A	Offenses (**)		Arrests (**)			
		Reported	Cleared	Adult	Juvenile		
Offense Overview		Group A Offenses					
Offense Total	0	Crimes Against Persons (***)					
Number Cleared	0	Murder and Nonnegligent Manslaughter	0	0	0	0	
Percent Cleared	0.00%	Negligent Manslaughter	0	0	0	0	
Group A Crimes per 100,000 population	N/A	Aggravated Assault	0	0	0	0	
		Simple Assault	0	0	0	0	
		Intimidation	0	0	0	0	
		Stalking	0	0	0	0	
		Kidnapping/Abduction	0	0	0	0	
Arrest Overview		Rape	0	0	0	0	
Total Arrests	0	Sodomy	0	0	0	0	
Adult Arrests	0	Sexual Assault With An Object	0	0	0	0	
Juvenile Arrests	0	Fondling	0	0	0	0	
Unknown Age	0	Incest	0	0	0	0	
Arrests per 100,000 population	N/A	Statutory Rape	0	0	0	0	
		Commercial Sex Acts	0	0	0	0	
Average number offenses/incident	0.00	Involuntary Servitude	0	0	0	0	
Domestic Incident Victims		Crimes Against Property					
Offense	Reported	Cleared	Arson	0	0	0	0
Murder and Nonnegligent Manslaughter	0	0	Bribery	0	0	0	0
Aggravated Assault	0	0	Burglary/Breaking & Entering	0	0	0	0
Simple Assault	0	0	Counterfeiting/Forgery	0	0	0	0
Intimidation	0	0	Destruction/Damage/Vandalism of Property	0	0	0	0
Stalking	0	0	Embezzlement	0	0	0	0
Rape	0	0	Extortion/Blackmail	0	0	0	0
Sodomy	0	0	False Pretenses/Swindle/Confidence Game	0	0	0	0
Sexual Assault With An Object	0	0	Credit Card/Automated Teller Machine Fraud	0	0	0	0
Fondling	0	0	Impersonation	0	0	0	0
Incest	0	0	Welfare Fraud	0	0	0	0
Statutory Rape	0	0	Wire Fraud	0	0	0	0
Kidnapping/Abduction	0	0	Identity Theft	0	0	0	0
Total	0	0	Hacking/Computer Invasion	0	0	0	0
Group B Arrests		Crimes Against Society					
Offense	Adult	Juvenile	Drug/Narcotic Violations	0	0	0	0
Bad Checks	0	0	Drug Equipment Violations	0	0	0	0
Curfew/Loitering/Vagrancy Violations	0	0	Betting/Wagering	0	0	0	0
Disorderly Conduct	0	0	Operating/Promoting/Assisting Gambling	0	0	0	0
Driving Under the Influence	0	0	Gambling Equipment Violations	0	0	0	0
Family Offenses (Nonviolent)	0	0	Sports Tampering	0	0	0	0
Liquor Law Violations	0	0	Pornography/Obscene Material	0	0	0	0
Peeping Tom	0	0	Prostitution	0	0	0	0
Trespass of Real Property	0	0	Assisting or Promoting Prostitution	0	0	0	0
All Other Offenses	0	0	Purchasing Prostitution	0	0	0	0
Total Group B	0	0	Weapon Law Violations	0	0	0	0
			Animal Cruelty	0	0	0	0
			Total Group A Offenses	0	0	0	0

(*) Offenses are counted using the FBI Units of Count for Crime
 (***) The 'Arrests' column shows arrests made during the selected period, regardless of incident date. Arrest counts may be higher than incident counts.
 (***) Negligent Manslaughter now includes the killing of another person associated with driving under the influence, distracted driving (using a cell or smartphone), and reckless driving fatalities.

Bowman Police Department – 2021

2021 Population Estimate		1,571		Offenses (*)		Arrests (**)	
Offense Overview				Reported	Cleared	Adult	Juvenile
Offense Total	71						
Number Cleared	23						
Percent Cleared	32.39%						
Group A Crimes per 100,000 population	4,519.4						
Arrest Overview							
Total Arrests	32						
Adult Arrests	32						
Juvenile Arrests	0						
Unknown Age	0						
Arrests per 100,000 population	2,036.9						
Average number offenses/incident	1.18						
Domestic Incident Victims				Crimes Against Property			
Offense	Reported	Cleared					
Murder and Nonnegligent Manslaughter	0	0		Arson	0	0	0
Aggravated Assault	0	0		Bribery	0	0	0
Simple Assault	10	7		Burglary/Breaking & Entering	1	0	0
Intimidation	3	1		Counterfeiting/Forgery	7	0	0
Stalking	1	0		Destruction/Damage/Vandalism of Property	14	1	1
Rape	0	0		Embezzlement	0	0	0
Sodomy	0	0		Extortion/Blackmail	0	0	0
Sexual Assault With An Object	0	0		False Pretenses/Swindle/Confidence Game	2	0	0
Fondling	0	0		Credit Card/Automated Teller Machine Fraud	0	0	0
Incest	0	0		Impersonation	1	0	0
Statutory Rape	0	0		Welfare Fraud	0	0	0
Kidnapping/Abduction	0	0		Wire Fraud	0	0	0
Total	14	8		Identity Theft	0	0	0
Group B Arrests				Crimes Against Society			
Offense	Adult	Juvenile		Drug/Narcotic Violations	6	5	4
Bad Checks	0	0		Drug Equipment Violations	4	3	1
Curfew/Loitering/Vagrancy Violations	0	0		Betting/Wagering	0	0	0
Disorderly Conduct	0	0		Operating/Promoting/Assisting Gambling	0	0	0
Driving Under the Influence	7	0		Gambling Equipment Violations	0	0	0
Family Offenses (Nonviolent)	0	0		Sports Tampering	0	0	0
Liquor Law Violations	0	0		Pornography/Obscene Material	0	0	0
Peeping Tom	0	0		Prostitution	0	0	0
Trespass of Real Property	1	0		Assisting or Promoting Prostitution	0	0	0
All Other Offenses	7	0		Purchasing Prostitution	0	0	0
Total Group B	15	0		Weapon Law Violations	2	2	1
				Animal Cruelty	0	0	0
				Total Group A Offenses	71	23	17

(*) Offenses are counted using the FBI Units of Count for Crime
 (**) The 'Arrests' column shows arrests made during the selected period, regardless of incident date. Arrest counts may be higher than incident counts.
 (***) Negligent Manslaughter now includes the killing of another person associated with driving under the influence, distracted driving (using a cell or smartphone), and reckless driving fatalities.

Burlington Police Department – 2021

2021 Population Estimate		1,213		Offenses (*)		Arrests (**)	
Offense Overview				Reported	Cleared	Adult	Juvenile
Offense Total	21	Group A Offenses					
Number Cleared	4	Crimes Against Persons (***)					
Percent Cleared	19.05%	Murder and Nonnegligent Manslaughter		0	0	0	0
Group A Crimes per 100,000 population	1,731.2	Negligent Manslaughter		0	0	0	0
		Aggravated Assault		0	0	0	0
		Simple Assault		0	0	0	0
		Intimidation		0	0	0	0
		Stalking		1	0	0	0
		Kidnapping/Abduction		0	0	0	0
		Rape		0	0	0	0
		Sodomy		0	0	0	0
		Sexual Assault With An Object		0	0	0	0
		Fondling		1	0	0	0
		Incest		0	0	0	0
		Statutory Rape		0	0	0	0
		Commercial Sex Acts		0	0	0	0
		Involuntary Servitude		0	0	0	0
		Crimes Against Property					
		Arson		0	0	0	0
		Bribery		0	0	0	0
		Burglary/Breaking & Entering		0	0	0	0
		Counterfeiting/Forgery		0	0	0	0
		Destruction/Damage/Vandalism of Property		2	0	0	0
		Embezzlement		0	0	0	0
		Extortion/Blackmail		0	0	0	0
		False Pretenses/Swindle/Confidence Game		2	2	2	0
		Credit Card/Automated Teller Machine Fraud		0	0	0	0
		Impersonation		0	0	0	0
		Welfare Fraud		0	0	0	0
		Wire Fraud		2	0	0	0
		Identity Theft		1	0	0	0
		Hacking/Computer Invasion		0	0	0	0
		Robbery		0	0	0	0
		Pocket-picking		0	0	0	0
		Purse-snatching		0	0	0	0
		Shoplifting		1	0	0	0
		Theft From Building		0	0	0	0
		Theft From Coin Operated Machine or Device		0	0	0	0
		Theft From Motor Vehicle		0	0	0	0
		Theft of Motor Vehicle Parts/Accessories		0	0	0	0
		All Other Larceny		0	0	0	0
		Motor Vehicle Theft		3	0	0	0
		Stolen Property Offenses		1	0	0	0
		Crimes Against Society					
		Drug/Narcotic Violations		4	1	0	1
		Drug Equipment Violations		3	1	1	0
		Betting/Wagering		0	0	0	0
		Operating/Promoting/Assisting Gambling		0	0	0	0
		Gambling Equipment Violations		0	0	0	0
		Sports Tampering		0	0	0	0
		Pornography/Obscene Material		0	0	0	0
		Prostitution		0	0	0	0
		Assisting or Promoting Prostitution		0	0	0	0
		Purchasing Prostitution		0	0	0	0
		Weapon Law Violations		0	0	0	0
		Animal Cruelty		0	0	0	0
		Total Group A Offenses		21	4	3	1
Domestic Incident Victims							
Offense	Reported	Cleared					
Murder and Nonnegligent Manslaughter	0	0					
Aggravated Assault	0	0					
Simple Assault	0	0					
Intimidation	0	0					
Stalking	1	0					
Rape	0	0					
Sodomy	0	0					
Sexual Assault With An Object	0	0					
Fondling	0	0					
Incest	0	0					
Statutory Rape	0	0					
Kidnapping/Abduction	0	0					
Total	1	0					
Group B Arrests							
Offense	Adult	Juvenile					
Bad Checks	0	0					
Curfew/Loitering/Vagrancy Violations	0	0					
Disorderly Conduct	0	0					
Driving Under the Influence	1	0					
Family Offenses (Nonviolent)	1	0					
Liquor Law Violations	0	0					
Peeping Tom	0	0					
Trespass of Real Property	0	0					
All Other Offenses	1	0					
Total Group B	3	0					

(*) Offenses are counted using the FBI Units of Count for Crime
 (**) The 'Arrests' column shows arrests made during the selected period, regardless of incident date. Arrest counts may be higher than incident counts.
 (***) Negligent Manslaughter now includes the killing of another person associated with driving under the influence, distracted driving (using a cell or smartphone), and reckless driving fatalities.

Carrington Police Department – 2021

2021 Population Estimate		1,940	Offenses (*)		Arrests (**)		
Offense Overview			Group A Offenses	Reported	Cleared	Adult	Juvenile
Offense Total	38		Crimes Against Persons (***)				
Number Cleared	20		Murder and Nonnegligent Manslaughter	0	0	0	0
Percent Cleared	52.63%		Negligent Manslaughter	0	0	0	0
Group A Crimes per 100,000 population	1,958.8		Aggravated Assault	0	0	0	0
			Simple Assault	1	1	1	0
			Intimidation	3	1	1	0
			Stalking	0	0	0	0
			Kidnapping/Abduction	0	0	0	0
			Rape	0	0	0	0
			Sodomy	0	0	0	0
			Sexual Assault With An Object	0	0	0	0
			Fondling	0	0	0	0
			Incest	0	0	0	0
			Statutory Rape	0	0	0	0
			Commercial Sex Acts	0	0	0	0
			Involuntary Servitude	0	0	0	0
			Crimes Against Property				
			Arson	0	0	0	0
			Bribery	0	0	0	0
			Burglary/Breaking & Entering	2	0	0	0
			Counterfeiting/Forgery	1	0	0	0
			Destruction/Damage/Vandalism of Property	1	0	0	0
			Embezzlement	0	0	0	0
			Extortion/Blackmail	0	0	0	0
			False Pretenses/Swindle/Confidence Game	2	2	0	0
			Credit Card/Automated Teller Machine Fraud	0	0	0	0
			Impersonation	0	0	0	0
			Welfare Fraud	0	0	0	0
			Wire Fraud	1	0	0	0
			Identity Theft	2	0	0	0
			Hacking/Computer Invasion	0	0	0	0
			Robbery	0	0	0	0
			Pocket-picking	0	0	0	0
			Purse-snatching	0	0	0	0
			Shoplifting	3	0	0	0
			Theft From Building	1	0	0	0
			Theft From Coin Operated Machine or Device	0	0	0	0
			Theft From Motor Vehicle	1	0	0	0
			Theft of Motor Vehicle Parts/Accessories	0	0	0	0
			All Other Larceny	1	0	0	0
			Motor Vehicle Theft	1	0	0	0
			Stolen Property Offenses	0	0	0	0
			Crimes Against Society				
			Drug/Narcotic Violations	8	7	9	0
			Drug Equipment Violations	8	8	2	0
			Betting/Wagering	0	0	0	0
			Operating/Promoting/Assisting Gambling	0	0	0	0
			Gambling Equipment Violations	0	0	0	0
			Sports Tampering	0	0	0	0
			Pornography/Obscene Material	0	0	0	0
			Prostitution	0	0	0	0
			Assisting or Promoting Prostitution	0	0	0	0
			Purchasing Prostitution	0	0	0	0
			Weapon Law Violations	1	1	1	0
			Animal Cruelty	1	0	0	0
			Total Group A Offenses	38	20	14	0

Domestic Incident Victims		
Offense	Reported	Cleared
Murder and Nonnegligent Manslaughter	0	0
Aggravated Assault	0	0
Simple Assault	1	1
Intimidation	1	1
Stalking	0	0
Rape	0	0
Sodomy	0	0
Sexual Assault With An Object	0	0
Fondling	0	0
Incest	0	0
Statutory Rape	0	0
Kidnapping/Abduction	0	0
Total	2	2

Group B Arrests		
Offense	Adult	Juvenile
Bad Checks	0	0
Curfew/Loitering/Vagrancy Violations	0	0
Disorderly Conduct	0	0
Driving Under the Influence	16	1
Family Offenses (Nonviolent)	0	0
Liquor Law Violations	0	0
Peeping Tom	0	0
Trespass of Real Property	1	0
All Other Offenses	2	0
Total Group B	19	1

(*) Offenses are counted using the FBI Units of Count for Crime
 (**) The 'Arrests' column shows arrests made during the selected period, regardless of incident date. Arrest counts may be higher than incident counts.
 (***) Negligent Manslaughter now includes the killing of another person associated with driving under the influence, distracted driving (using a cell or smartphone), and reckless driving fatalities.

Cavalier Police Department – 2021

2021 Population Estimate		1,190	Offenses (*)		Arrests (**)		
Offense Overview			Group A Offenses	Reported	Cleared	Adult	Juvenile
Offense Total	37		Crimes Against Persons (***)				
Number Cleared	8		Murder and Nonnegligent Manslaughter	0	0	0	0
Percent Cleared	21.62%		Negligent Manslaughter	0	0	0	0
Group A Crimes per 100,000 population	3,109.2		Aggravated Assault	0	0	0	0
			Simple Assault	6	3	2	0
			Intimidation	3	1	1	0
			Stalking	0	0	0	0
			Kidnapping/Abduction	0	0	0	0
			Rape	1	0	0	0
			Sodomy	0	0	0	0
			Sexual Assault With An Object	0	0	0	0
			Fondling	0	0	0	0
			Incest	0	0	0	0
			Statutory Rape	0	0	0	0
			Commercial Sex Acts	0	0	0	0
			Involuntary Servitude	0	0	0	0
			Crimes Against Property				
			Arson	0	0	0	0
			Bribery	0	0	0	0
			Burglary/Breaking & Entering	6	0	0	0
			Counterfeiting/Forgery	0	0	0	0
			Destruction/Damage/Vandalism of Property	8	1	0	2
			Embezzlement	0	0	0	0
			Extortion/Blackmail	0	0	0	0
			False Pretenses/Swindle/Confidence Game	0	0	0	0
			Credit Card/Automated Teller Machine Fraud	0	0	0	0
			Impersonation	0	0	0	0
			Welfare Fraud	0	0	0	0
			Wire Fraud	0	0	0	0
			Identity Theft	0	0	0	0
			Hacking/Computer Invasion	0	0	0	0
			Robbery	0	0	0	0
			Pocket-picking	0	0	0	0
			Purse-snatching	0	0	0	0
			Shoplifting	0	0	0	0
			Theft From Building	1	0	0	0
			Theft From Coin Operated Machine or Device	0	0	0	0
			Theft From Motor Vehicle	0	0	0	0
			Theft of Motor Vehicle Parts/Accessories	0	0	0	0
			All Other Larceny	5	0	0	0
			Motor Vehicle Theft	1	0	0	0
			Stolen Property Offenses	1	0	0	0
			Crimes Against Society				
			Drug/Narcotic Violations	2	1	0	0
			Drug Equipment Violations	2	1	0	0
			Betting/Wagering	0	0	0	0
			Operating/Promoting/Assisting Gambling	0	0	0	0
			Gambling Equipment Violations	0	0	0	0
			Sports Tampering	0	0	0	0
			Pornography/Obscene Material	0	0	0	0
			Prostitution	0	0	0	0
			Assisting or Promoting Prostitution	0	0	0	0
			Purchasing Prostitution	0	0	0	0
			Weapon Law Violations	1	1	1	0
			Animal Cruelty	0	0	0	0
			Total Group A Offenses	37	8	4	2

Domestic Incident Victims			Group B Arrests		
Offense	Reported	Cleared	Offense	Adult	Juvenile
Murder and Nonnegligent Manslaughter	0	0	Bad Checks	0	0
Aggravated Assault	0	0	Curfew/Loitering/Vagrancy Violations	0	0
Simple Assault	3	2	Disorderly Conduct	0	0
Intimidation	0	0	Driving Under the Influence	2	0
Stalking	0	0	Family Offenses (Nonviolent)	0	0
Rape	0	0	Liquor Law Violations	2	0
Sodomy	0	0	Peeping Tom	0	0
Sexual Assault With An Object	0	0	Trespass of Real Property	1	0
Fondling	0	0	All Other Offenses	2	0
Incest	0	0	Total Group B	7	0
Statutory Rape	0	0			
Kidnapping/Abduction	0	0			
Total	3	2			

(*) Offenses are counted using the FBI Units of Count for Crime
(**) The 'Arrests' column shows arrests made during the selected period, regardless of incident date. Arrest counts may be higher than incident counts.
(***) Negligent Manslaughter now includes the killing of another person associated with driving under the influence, distracted driving (using a cell or smartphone), and reckless driving fatalities.

Devils Lake Police Department – 2021

2021 Population Estimate		7,237		Offenses (*)		Arrests (**)					
				Reported	Cleared	Adult	Juvenile				
Offense Overview				Group A Offenses							
Offense Total	885	Crimes Against Persons (***)									
Number Cleared	498	Murder and Nonnegligent Manslaughter				0	0	0	0		
Percent Cleared	56.27%	Negligent Manslaughter				0	0	0	0		
Group A Crimes per 100,000 population	12,228.8	Aggravated Assault				17	11	10	1		
Arrest Overview				Simple Assault				153	94	72	9
Total Arrests	731	Intimidation				10	9	4	1		
Adult Arrests	561	Stalking				16	7	6	1		
Juvenile Arrests	170	Kidnapping/Abduction				0	0	0	0		
Unknown Age	0	Rape				3	1	2	0		
Arrests per 100,000 population	10,100.9	Sodomy				0	0	0	0		
				Sexual Assault With An Object				0	0	0	0
				Fondling				11	2	2	1
				Incest				1	1	0	0
				Statutory Rape				0	0	0	0
				Commercial Sex Acts				0	0	0	0
				Involuntary Servitude				0	0	0	0
Average number offenses/incident				1.24		Crimes Against Property					
Domestic Incident Victims				Arson				2	1	1	0
Offense	Reported	Cleared	Bribery				0	0	0	0	
Murder and Nonnegligent Manslaughter	0	0	Burglary/Breaking & Entering				28	9	8	3	
Aggravated Assault	8	5	Counterfeiting/Forgery				16	6	9	0	
Simple Assault	91	53	Destruction/Damage/Vandalism of Property				131	59	36	25	
Intimidation	3	2	Embezzlement				0	0	0	0	
Stalking	4	1	Extortion/Blackmail				0	0	0	0	
Rape	1	0	False Pretenses/Swindle/Confidence Game				41	33	28	0	
Sodomy	0	0	Credit Card/Automated Teller Machine Fraud				10	3	1	0	
Sexual Assault With An Object	0	0	Impersonation				0	0	0	0	
Fondling	2	0	Welfare Fraud				0	0	0	0	
Incest	0	0	Wire Fraud				1	0	0	0	
Statutory Rape	0	0	Identity Theft				15	6	3	2	
Kidnapping/Abduction	0	0	Hacking/Computer Invasion				1	0	0	0	
Total	109	61	Robbery				1	0	0	0	
Group B Arrests				Pocket-picking				0	0	0	0
Offense	Adult	Juvenile	Purse-snatching				0	0	0	0	
Bad Checks	1	0	Shoplifting				39	34	37	3	
Curfew/Loitering/Vagrancy Violations	0	1	Theft From Building				23	8	7	0	
Disorderly Conduct	25	9	Theft From Coin Operated Machine or Device				0	0	0	0	
Driving Under the Influence	78	0	Theft From Motor Vehicle				23	10	8	1	
Family Offenses (Nonviolent)	12	35	Theft of Motor Vehicle Parts/Accessories				5	0	0	0	
Liquor Law Violations	38	30	All Other Larceny				133	34	27	5	
Peeping Tom	0	0	Motor Vehicle Theft				46	19	12	4	
Trespass of Real Property	16	0	Stolen Property Offenses				13	13	8	2	
All Other Offenses	44	10	Crimes Against Society								
Total Group B	214	85	Drug/Narcotic Violations				84	80	44	24	
				Drug Equipment Violations				58	55	21	2
				Betting/Wagering				0	0	0	0
				Operating/Promoting/Assisting Gambling				0	0	0	0
				Gambling Equipment Violations				0	0	0	0
				Sports Tampering				0	0	0	0
				Pornography/Obscene Material				2	1	0	1
				Prostitution				0	0	0	0
				Assisting or Promoting Prostitution				0	0	0	0
				Purchasing Prostitution				0	0	0	0
				Weapon Law Violations				2	2	1	0
				Animal Cruelty				0	0	0	0
				Total Group A Offenses				885	498	347	85

(*) Offenses are counted using the FBI Units of Count for Crime
 (**) The 'Arrests' column shows arrests made during the selected period, regardless of incident date. Arrest counts may be higher than incident counts.

(***) Negligent Manslaughter now includes the killing of another person associated with driving under the influence, distracted driving (using a cell or smartphone), and reckless driving fatalities.

Dickinson Police Department – 2021

2021 Population Estimate		24,179		Offenses (*)		Arrests (**)	
Offense Overview				Reported	Cleared	Adult	Juvenile
Offense Total	1,546	Group A Offenses					
Number Cleared	749	Crimes Against Persons (***)					
Percent Cleared	48.45%	Murder and Nonnegligent Manslaughter	0	0	0	0	
Group A Crimes per 100,000 population	6,394.0	Negligent Manslaughter	1	1	0	1	
		Aggravated Assault	49	28	22	0	
		Simple Assault	204	133	84	21	
		Intimidation	48	35	11	11	
		Stalking	2	2	2	0	
		Kidnapping/Abduction	1	1	1	0	
		Rape	11	5	0	0	
		Sodomy	0	0	0	0	
		Sexual Assault With An Object	0	0	0	0	
		Fondling	32	10	1	0	
		Incest	0	0	0	0	
		Statutory Rape	1	1	0	0	
		Commercial Sex Acts	0	0	0	0	
		Involuntary Servitude	0	0	0	0	
		Crimes Against Property					
		Arson	2	0	0	0	
		Bribery	0	0	0	0	
		Burglary/Breaking & Entering	42	10	6	0	
		Counterfeiting/Forgery	14	5	4	0	
		Destruction/Damage/Vandalism of Property	193	49	22	12	
		Embezzlement	5	2	2	0	
		Extortion/Blackmail	1	0	0	0	
		False Pretenses/Swindle/Confidence Game	87	5	3	0	
		Credit Card/Automated Teller Machine Fraud	3	1	0	0	
		Impersonation	0	0	0	0	
		Welfare Fraud	0	0	0	0	
		Wire Fraud	1	0	0	0	
		Identity Theft	24	3	1	0	
		Hacking/Computer Invasion	1	0	0	0	
		Robbery	1	1	1	0	
		Pocket-picking	0	0	0	0	
		Purse-snatching	0	0	0	0	
		Shoplifting	41	30	26	3	
		Theft From Building	68	11	10	0	
		Theft From Coin Operated Machine or Device	1	0	0	0	
		Theft From Motor Vehicle	51	8	4	1	
		Theft of Motor Vehicle Parts/Accessories	9	0	0	0	
		All Other Larceny	121	19	8	0	
		Motor Vehicle Theft	60	18	8	2	
		Stolen Property Offenses	20	13	6	1	
		Crimes Against Society					
		Drug/Narcotic Violations	216	177	142	25	
		Drug Equipment Violations	189	157	76	6	
		Betting/Wagering	0	0	0	0	
		Operating/Promoting/Assisting Gambling	0	0	0	0	
		Gambling Equipment Violations	0	0	0	0	
		Sports Tampering	0	0	0	0	
		Pornography/Obscene Material	14	6	2	3	
		Prostitution	0	0	0	0	
		Assisting or Promoting Prostitution	0	0	0	0	
		Purchasing Prostitution	0	0	0	0	
		Weapon Law Violations	19	15	7	0	
		Animal Cruelty	14	3	7	0	
		Total Group A Offenses	1,546	749	456	86	

Domestic Incident Victims		24,179	
Offense	Reported	Cleared	
Murder and Nonnegligent Manslaughter	0	0	
Aggravated Assault	25	20	
Simple Assault	125	89	
Intimidation	11	11	
Stalking	0	0	
Rape	5	2	
Sodomy	0	0	
Sexual Assault With An Object	0	0	
Fondling	6	1	
Incest	0	0	
Statutory Rape	0	0	
Kidnapping/Abduction	1	1	
Total	173	124	

Group B Arrests		24,179	
Offense	Adult	Juvenile	
Bad Checks	2	0	
Curfew/Loitering/Vagrancy Violations	0	3	
Disorderly Conduct	51	22	
Driving Under the Influence	110	1	
Family Offenses (Nonviolent)	1	24	
Liquor Law Violations	57	7	
Peeping Tom	0	0	
Trespass of Real Property	34	0	
All Other Offenses	363	63	
Total Group B	618	120	

(*) Offenses are counted using the FBI Units of Count for Crime
(**) The 'Arrests' column shows arrests made during the selected period, regardless of incident date. Arrest counts may be higher than incident counts.
(***) Negligent Manslaughter now includes the killing of another person associated with driving under the influence, distracted driving (using a cell or smartphone), and reckless driving fatalities.

Drayton Police Department – 2021*

2021 Population Estimate		719	Offenses (*)		Arrests (**)		
Offense Overview			Group A Offenses	Reported	Cleared	Adult	Juvenile
Offense Total	1		Crimes Against Persons (***)				
Number Cleared	1		Murder and Nonnegligent Manslaughter	0	0	0	0
Percent Cleared	100.00%		Negligent Manslaughter	0	0	0	0
Group A Crimes per 100,000 population	139.1		Aggravated Assault	0	0	0	0
			Simple Assault	0	0	0	0
			Intimidation	1	1	0	1
			Stalking	0	0	0	0
			Kidnapping/Abduction	0	0	0	0
Arrest Overview			Rape	0	0	0	0
Total Arrests	1		Sodomy	0	0	0	0
Adult Arrests	0		Sexual Assault With An Object	0	0	0	0
Juvenile Arrests	1		Fondling	0	0	0	0
Unknown Age	0		Incest	0	0	0	0
Arrests per 100,000 population	139.1		Statutory Rape	0	0	0	0
			Commercial Sex Acts	0	0	0	0
			Involuntary Servitude	0	0	0	0
Average number offenses/incident	1.00		Crimes Against Property				
Domestic Incident Victims			Arson	0	0	0	0
Offense	Reported	Cleared	Bribery	0	0	0	0
Murder and Nonnegligent Manslaughter	0	0	Burglary/Breaking & Entering	0	0	0	0
Aggravated Assault	0	0	Counterfeiting/Forgery	0	0	0	0
Simple Assault	0	0	Destruction/Damage/Vandalism of Property	0	0	0	0
Intimidation	0	0	Embezzlement	0	0	0	0
Stalking	0	0	Extortion/Blackmail	0	0	0	0
Rape	0	0	False Pretenses/Swindle/Confidence Game	0	0	0	0
Sodomy	0	0	Credit Card/Automated Teller Machine Fraud	0	0	0	0
Sexual Assault With An Object	0	0	Impersonation	0	0	0	0
Fondling	0	0	Welfare Fraud	0	0	0	0
Incest	0	0	Wire Fraud	0	0	0	0
Statutory Rape	0	0	Identity Theft	0	0	0	0
Kidnapping/Abduction	0	0	Hacking/Computer Invasion	0	0	0	0
Total	0	0	Robbery	0	0	0	0
Group B Arrests			Pocket-picking	0	0	0	0
Offense	Adult	Juvenile	Purse-snatching	0	0	0	0
Bad Checks	0	0	Shoplifting	0	0	0	0
Curfew/Loitering/Vagrancy Violations	0	0	Theft From Building	0	0	0	0
Disorderly Conduct	0	0	Theft From Coin Operated Machine or Device	0	0	0	0
Driving Under the Influence	0	0	Theft From Motor Vehicle	0	0	0	0
Family Offenses (Nonviolent)	0	0	Theft of Motor Vehicle Parts/Accessories	0	0	0	0
Liquor Law Violations	0	0	All Other Larceny	0	0	0	0
Peeping Tom	0	0	Motor Vehicle Theft	0	0	0	0
Trespass of Real Property	0	0	Stolen Property Offenses	0	0	0	0
All Other Offenses	0	0	Crimes Against Society				
Total Group B	0	0	Drug/Narcotic Violations	0	0	0	0
			Drug Equipment Violations	0	0	0	0
			Betting/Wagering	0	0	0	0
			Operating/Promoting/Assisting Gambling	0	0	0	0
			Gambling Equipment Violations	0	0	0	0
			Sports Tampering	0	0	0	0
			Pornography/Obscene Material	0	0	0	0
			Prostitution	0	0	0	0
			Assisting or Promoting Prostitution	0	0	0	0
			Purchasing Prostitution	0	0	0	0
			Weapon Law Violations	0	0	0	0
			Animal Cruelty	0	0	0	0
			Total Group A Offenses	1	1	0	1

(*) Offenses are counted using the FBI Units of Count for Crime
 (**) The 'Arrests' column shows arrests made during the selected period, regardless of incident date. Arrest counts may be higher than incident counts.
 (***) Negligent Manslaughter now includes the killing of another person associated with driving under the influence, distracted driving (using a cell or smartphone), and reckless driving fatalities.

*Partial Year reported

Dunseith Police Department – 2021*

2021 Population Estimate		767		Offenses (*)		Arrests (**)		
Offense Overview				Reported	Cleared	Adult	Juvenile	
Offense Total	32	Group A Offenses						
Number Cleared	8	Crimes Against Persons (***)						
Percent Cleared	25.00%	Murder and Nonnegligent Manslaughter	0	0	0	0		
Group A Crimes per 100,000 population	4,172.1	Negligent Manslaughter	0	0	0	0		
		Aggravated Assault	2	1	1	0		
		Simple Assault	9	2	2	0		
		Intimidation	6	2	1	0		
		Stalking	1	0	0	0		
		Kidnapping/Abduction	1	1	0	0		
Arrest Overview		Rape	0	0	0	0		
Total Arrests	18	Sodomy	0	0	0	0		
Adult Arrests	17	Sexual Assault With An Object	0	0	0	0		
Juvenile Arrests	1	Fondling	0	0	0	0		
Unknown Age	0	Incest	0	0	0	0		
Arrests per 100,000 population	2,346.8	Statutory Rape	0	0	0	0		
		Commercial Sex Acts	0	0	0	0		
		Involuntary Servitude	0	0	0	0		
Average number offenses/incident	1.10	Crimes Against Property						
Domestic Incident Victims		Arson	0	0	0	0		
Offense	Reported	Cleared	Bribery	0	0	0		
Murder and Nonnegligent Manslaughter	0	0	Burglary/Breaking & Entering	2	0	0		
Aggravated Assault	0	0	Counterfeiting/Forgery	0	0	0		
Simple Assault	5	1	Destruction/Damage/Vandalism of Property	1	0	0		
Intimidation	1	0	Embezzlement	0	0	0		
Stalking	0	0	Extortion/Blackmail	0	0	0		
Rape	0	0	False Pretenses/Swindle/Confidence Game	0	0	0		
Sodomy	0	0	Credit Card/Automated Teller Machine Fraud	0	0	0		
Sexual Assault With An Object	0	0	Impersonation	0	0	0		
Fondling	0	0	Welfare Fraud	0	0	0		
Incest	0	0	Wire Fraud	0	0	0		
Statutory Rape	0	0	Identity Theft	0	0	0		
Kidnapping/Abduction	0	0	Hacking/Computer Invasion	0	0	0		
Total	6	1	Robbery	0	0	0		
Group B Arrests			Pocket-picking	0	0	0		
Offense	Adult	Juvenile	Purse-snatching	0	0	0		
Bad Checks	0	0	Shoplifting	0	0	0		
Curfew/Loitering/Vagrancy Violations	0	0	Theft From Building	0	0	0		
Disorderly Conduct	5	0	Theft From Coin Operated Machine or Device	0	0	0		
Driving Under the Influence	4	0	Theft From Motor Vehicle	0	0	0		
Family Offenses (Nonviolent)	0	0	Theft of Motor Vehicle Parts/Accessories	0	0	0		
Liquor Law Violations	0	0	All Other Larceny	2	0	0		
Peeping Tom	0	0	Motor Vehicle Theft	2	1	1		
Trespass of Real Property	1	0	Stolen Property Offenses	1	0	0		
All Other Offenses	3	0	Crimes Against Society					
Total Group B	13	0	Drug/Narcotic Violations	3	0	0		
			Drug Equipment Violations	0	0	0		
			Betting/Wagering	0	0	0		
			Operating/Promoting/Assisting Gambling	0	0	0		
			Gambling Equipment Violations	0	0	0		
			Sports Tampering	0	0	0		
			Pornography/Obscene Material	0	0	0		
			Prostitution	0	0	0		
			Assisting or Promoting Prostitution	0	0	0		
			Purchasing Prostitution	0	0	0		
			Weapon Law Violations	1	1	0		
			Animal Cruelty	1	0	0		
			Total Group A Offenses	32	8	4		
						1		

(*) Offenses are counted using the FBI Units of Count for Crime
 (**) The 'Arrests' column shows arrests made during the selected period, regardless of incident date. Arrest counts may be higher than incident counts.
 (***) Negligent Manslaughter now includes the killing of another person associated with driving under the influence, distracted driving (using a cell or smartphone), and reckless driving fatalities.

*Partial Year reported

Ellendale Police Department – 2021

2021 Population Estimate		1,160	Offenses (*)		Arrests (**)		
Offense Overview			Group A Offenses	Reported	Cleared	Adult	Juvenile
Offense Total	17		Crimes Against Persons (***)				
Number Cleared	3		Murder and Nonnegligent Manslaughter	0	0	0	0
Percent Cleared	17.65%		Negligent Manslaughter	0	0	0	0
Group A Crimes per 100,000 population	1,465.5		Aggravated Assault	0	0	0	0
			Simple Assault	0	0	0	0
			Intimidation	0	0	0	0
			Stalking	1	0	0	0
Arrest Overview			Kidnapping/Abduction	0	0	0	0
Total Arrests	5		Rape	0	0	0	0
Adult Arrests	4		Sodomy	0	0	0	0
Juvenile Arrests	1		Sexual Assault With An Object	0	0	0	0
Unknown Age	0		Fondling	0	0	0	0
Arrests per 100,000 population	431.0		Incest	0	0	0	0
			Statutory Rape	0	0	0	0
			Commercial Sex Acts	0	0	0	0
Average number offenses/incident	1.00		Involuntary Servitude	0	0	0	0
			Crimes Against Property				
Domestic Incident Victims			Arson	0	0	0	0
Offense	Reported	Cleared	Bribery	0	0	0	0
Murder and Nonnegligent Manslaughter	0	0	Burglary/Breaking & Entering	1	0	0	0
Aggravated Assault	0	0	Counterfeiting/Forgery	0	0	0	0
Simple Assault	0	0	Destruction/Damage/Vandalism of Property	1	1	0	1
Intimidation	0	0	Embezzlement	0	0	0	0
Stalking	0	0	Extortion/Blackmail	0	0	0	0
Rape	0	0	False Pretenses/Swindle/Confidence Game	1	0	0	0
Sodomy	0	0	Credit Card/Automated Teller Machine Fraud	0	0	0	0
Sexual Assault With An Object	0	0	Impersonation	0	0	0	0
Fondling	0	0	Welfare Fraud	0	0	0	0
Incest	0	0	Wire Fraud	0	0	0	0
Statutory Rape	0	0	Identity Theft	2	0	0	0
Kidnapping/Abduction	0	0	Hacking/Computer Invasion	0	0	0	0
Total	0	0	Robbery	0	0	0	0
			Pocket-picking	0	0	0	0
Group B Arrests			Purse-snatching	0	0	0	0
Offense	Adult	Juvenile	Shoplifting	0	0	0	0
Bad Checks	0	0	Theft From Building	1	1	0	0
Curfew/Loitering/Vagrancy Violations	0	0	Theft From Coin Operated Machine or Device	0	0	0	0
Disorderly Conduct	2	0	Theft From Motor Vehicle	0	0	0	0
Driving Under the Influence	2	0	Theft of Motor Vehicle Parts/Accessories	0	0	0	0
Family Offenses (Nonviolent)	0	0	All Other Larceny	7	0	0	0
Liquor Law Violations	0	0	Motor Vehicle Theft	2	1	0	0
Peeping Tom	0	0	Stolen Property Offenses	0	0	0	0
Trespass of Real Property	0	0	Crimes Against Society				
All Other Offenses	0	0	Drug/Narcotic Violations	0	0	0	0
Total Group B	4	0	Drug Equipment Violations	0	0	0	0
			Betting/Wagering	0	0	0	0
			Operating/Promoting/Assisting Gambling	0	0	0	0
			Gambling Equipment Violations	0	0	0	0
			Sports Tampering	0	0	0	0
			Pornography/Obscene Material	0	0	0	0
			Prostitution	0	0	0	0
			Assisting or Promoting Prostitution	0	0	0	0
			Purchasing Prostitution	0	0	0	0
			Weapon Law Violations	1	0	0	0
			Animal Cruelty	0	0	0	0
			Total Group A Offenses	17	3	0	1

(*) Offenses are counted using the FBI Units of Count for Crime
 (**) The 'Arrests' column shows arrests made during the selected period, regardless of incident date. Arrest counts may be higher than incident counts.
 (***) Negligent Manslaughter now includes the killing of another person associated with driving under the influence, distracted driving (using a cell or smartphone), and reckless driving fatalities.

Emerado Police Department – 2021

2021 Population Estimate		464		Offenses (*)		Arrests (**)	
Offense Overview				Reported	Cleared	Adult	Juvenile
Offense Total	30	Group A Offenses					
Number Cleared	4	Crimes Against Persons (***)					
Percent Cleared	13.33%	Murder and Nonnegligent Manslaughter					
Group A Crimes per 100,000 population	6,465.5	Negligent Manslaughter					
		Aggravated Assault					
		Simple Assault					
		Intimidation					
		Stalking					
		Kidnapping/Abduction					
		Rape					
		Sodomy					
		Sexual Assault With An Object					
		Fondling					
		Incest					
		Statutory Rape					
		Commercial Sex Acts					
		Involuntary Servitude					
		Crimes Against Property					
		Arson					
		Bribery					
		Burglary/Breaking & Entering					
		Counterfeiting/Forgery					
		Destruction/Damage/Vandalism of Property					
		Embezzlement					
		Extortion/Blackmail					
		False Pretenses/Swindle/Confidence Game					
		Credit Card/Automated Teller Machine Fraud					
		Impersonation					
		Welfare Fraud					
		Wire Fraud					
		Identity Theft					
		Hacking/Computer Invasion					
		Robbery					
		Pocket-picking					
		Purse-snatching					
		Shoplifting					
		Theft From Building					
		Theft From Coin Operated Machine or Device					
		Theft From Motor Vehicle					
		Theft of Motor Vehicle Parts/Accessories					
		All Other Larceny					
		Motor Vehicle Theft					
		Stolen Property Offenses					
		Crimes Against Society					
		Drug/Narcotic Violations					
		Drug Equipment Violations					
		Betting/Wagering					
		Operating/Promoting/Assisting Gambling					
		Gambling Equipment Violations					
		Sports Tampering					
		Pornography/Obscene Material					
		Prostitution					
		Assisting or Promoting Prostitution					
		Purchasing Prostitution					
		Weapon Law Violations					
		Animal Cruelty					
		Total Group A Offenses					
		Domestic Incident Victims					
Offense	Reported	Cleared					
Murder and Nonnegligent Manslaughter	0	0					
Aggravated Assault	1	1					
Simple Assault	3	0					
Intimidation	0	0					
Stalking	0	0					
Rape	0	0					
Sodomy	0	0					
Sexual Assault With An Object	0	0					
Fondling	0	0					
Incest	0	0					
Statutory Rape	0	0					
Kidnapping/Abduction	0	0					
Total	4	1					
			Group B Arrests				
Offense	Adult	Juvenile					
Bad Checks	0	0					
Curfew/Loitering/Vagrancy Violations	0	0					
Disorderly Conduct	0	0					
Driving Under the Influence	0	0					
Family Offenses (Nonviolent)	0	1					
Liquor Law Violations	0	0					
Peeping Tom	0	0					
Trespass of Real Property	0	0					
All Other Offenses	8	1					
Total Group B	8	2					

(*) Offenses are counted using the FBI Units of Count for Crime
 (**) The 'Arrests' column shows arrests made during the selected period, regardless of incident date. Arrest counts may be higher than incident counts.
 (***) Negligent Manslaughter now includes the killing of another person associated with driving under the influence, distracted driving (using a cell or smartphone), and reckless driving fatalities.

Fargo Police Department – 2021

2021 Population Estimate		127,313		Offenses (*)		Arrests (**)	
Offense Overview				Reported	Cleared	Adult	Juvenile
Offense Total	14,514						
Number Cleared	4,307						
Percent Cleared	29.67%						
Group A Crimes per 100,000 population	11,400.2						
Arrest Overview							
Total Arrests	4,446						
Adult Arrests	3,755						
Juvenile Arrests	691						
Unknown Age	0						
Arrests per 100,000 population	3,492.2						
Average number offenses/incident	1.25						
Domestic Incident Victims				Crimes Against Property			
Offense	Reported	Cleared		Arson			
Murder and Nonnegligent Manslaughter	0	0		33	13	14	2
Aggravated Assault	205	131		Bribery	0	0	0
Simple Assault	1,592	599		Burglary/Breaking & Entering	1,357	131	110
Intimidation	156	61		Counterfeiting/Forgery	166	34	37
Stalking	9	2		Destruction/Damage/Vandalism of Property	1,265	223	67
Rape	12	2		Embezzlement	16	7	5
Sodomy	3	2		Extortion/Blackmail	13	0	0
Sexual Assault With An Object	0	0		False Pretenses/Swindle/Confidence Game	257	51	33
Fondling	21	5		Credit Card/Automated Teller Machine Fraud	57	9	4
Incest	0	0		Impersonation	165	30	22
Statutory Rape	1	1		Welfare Fraud	0	0	0
Kidnapping/Abduction	29	18		Wire Fraud	30	2	1
Total	2,028	821		Identity Theft	290	37	28
Group B Arrests				Crimes Against Society			
Offense	Adult	Juvenile		Drug/Narcotic Violations			
Bad Checks	0	0		989	689	301	22
Curfew/Loitering/Vagrancy Violations	0	1		Betting/Wagering	0	0	0
Disorderly Conduct	57	92		Operating/Promoting/Assisting Gambling	1	1	1
Driving Under the Influence	319	0		Gambling Equipment Violations	0	0	0
Family Offenses (Nonviolent)	28	2		Sports Tampering	0	0	0
Liquor Law Violations	30	17		Pornography/Obscene Material	57	9	6
Peeping Tom	0	0		Prostitution	0	0	0
Trespass of Real Property	265	20		Assisting or Promoting Prostitution	3	2	0
All Other Offenses	692	60		Purchasing Prostitution	0	0	0
Total Group B	1,391	192		Weapon Law Violations	137	82	38
				Animal Cruelty	21	5	3
				Total Group A Offenses	14,514	4,307	2,364

(*) Offenses are counted using the FBI Units of Count for Crime
 (**) The 'Arrests' column shows arrests made during the selected period, regardless of incident date. Arrest counts may be higher than incident counts.
 (***) Negligent Manslaughter now includes the killing of another person associated with driving under the influence, distracted driving (using a cell or smartphone), and reckless driving fatalities.

Garrison Police Department – 2021

2021 Population Estimate		1,458		Offenses (*)		Arrests (**)	
Offense Overview				Reported	Cleared	Adult	Juvenile
Offense Total	52	Group A Offenses					
Number Cleared	16	Crimes Against Persons (***)					
Percent Cleared	30.77%	Murder and Nonnegligent Manslaughter					
Group A Crimes per 100,000 population	3,566.5	Negligent Manslaughter					
		Aggravated Assault					
		Simple Assault					
		Intimidation					
		Stalking					
		Kidnapping/Abduction					
		Rape					
		Sodomy					
		Sexual Assault With An Object					
		Fondling					
		Incest					
		Statutory Rape					
		Commercial Sex Acts					
		Involuntary Servitude					
		Crimes Against Property					
		Arson					
		Bribery					
		Burglary/Breaking & Entering					
		Counterfeiting/Forgery					
		Destruction/Damage/Vandalism of Property					
		Embezzlement					
		Extortion/Blackmail					
		False Pretenses/Swindle/Confidence Game					
		Credit Card/Automated Teller Machine Fraud					
		Impersonation					
		Welfare Fraud					
		Wire Fraud					
		Identity Theft					
		Hacking/Computer Invasion					
		Robbery					
		Pocket-picking					
		Purse-snatching					
		Shoplifting					
		Theft From Building					
		Theft From Coin Operated Machine or Device					
		Theft From Motor Vehicle					
		Theft of Motor Vehicle Parts/Accessories					
		All Other Larceny					
		Motor Vehicle Theft					
		Stolen Property Offenses					
		Crimes Against Society					
		Drug/Narcotic Violations					
		Drug Equipment Violations					
		Betting/Wagering					
		Operating/Promoting/Assisting Gambling					
		Gambling Equipment Violations					
		Sports Tampering					
		Pornography/Obscene Material					
		Prostitution					
		Assisting or Promoting Prostitution					
		Purchasing Prostitution					
		Weapon Law Violations					
		Animal Cruelty					
		Total Group A Offenses					
		Group B Arrests					
		Adult	Juvenile				
Bad Checks	0	0					
Curfew/Loitering/Vagrancy Violations	0	0					
Disorderly Conduct	4	0					
Driving Under the Influence	0	0					
Family Offenses (Nonviolent)	0	0					
Liquor Law Violations	0	0					
Peeping Tom	0	0					
Trespass of Real Property	0	0					
All Other Offenses	0	0					
		Total Group B					
		Domestic Incident Victims					
Offense	Reported	Cleared					
Murder and Nonnegligent Manslaughter	0	0					
Aggravated Assault	0	0					
Simple Assault	9	3					
Intimidation	2	0					
Stalking	0	0					
Rape	0	0					
Sodomy	1	0					
Sexual Assault With An Object	0	0					
Fondling	0	0					
Incest	0	0					
Statutory Rape	0	0					
Kidnapping/Abduction	0	0					
Total	12	3					

(*) Offenses are counted using the FBI Units of Count for Crime
 (**) The 'Arrests' column shows arrests made during the selected period, regardless of incident date. Arrest counts may be higher than incident counts.
 (***) Negligent Manslaughter now includes the killing of another person associated with driving under the influence, distracted driving (using a cell or smartphone), and reckless driving fatalities.

Grafton Police Department – 2021

2021 Population Estimate		4,055		Offenses (*)		Arrests (**)		
Offense Overview				Group A Offenses	Reported	Cleared	Adult	Juvenile
Offense Total	170			Crimes Against Persons (***)				
Number Cleared	42			Murder and Nonnegligent Manslaughter	0	0	0	0
Percent Cleared	24.71%			Negligent Manslaughter	0	0	0	0
Group A Crimes per 100,000 population	4,192.4			Aggravated Assault	3	2	0	1
Arrest Overview				Simple Assault	36	16	10	2
Total Arrests	86			Intimidation	9	2	1	0
Adult Arrests	43			Stalking	1	0	0	0
Juvenile Arrests	43			Kidnapping/Abduction	2	2	1	0
Unknown Age	0			Rape	2	1	1	0
Arrests per 100,000 population	2,120.8			Sodomy	0	0	0	0
Average number offenses/incident				Sexual Assault With An Object	0	0	0	0
		1.14		Fondling	9	1	1	0
Domestic Incident Victims				Incest	0	0	0	0
Offense	Reported	Cleared		Statutory Rape	1	0	0	0
Murder and Nonnegligent Manslaughter	0	0		Commercial Sex Acts	0	0	0	0
Aggravated Assault	2	2		Involuntary Servitude	0	0	0	0
Simple Assault	18	11		Crimes Against Property				
Intimidation	4	1		Arson	0	0	0	0
Stalking	0	0		Bribery	0	0	0	0
Rape	1	0		Burglary/Breaking & Entering	6	1	0	0
Sodomy	0	0		Counterfeiting/Forgery	2	0	0	0
Sexual Assault With An Object	0	0		Destruction/Damage/Vandalism of Property	26	3	0	2
Fondling	2	0		Embezzlement	0	0	0	0
Incest	0	0		Extortion/Blackmail	0	0	0	0
Statutory Rape	1	0		False Pretenses/Swindle/Confidence Game	3	0	0	0
Kidnapping/Abduction	1	1		Credit Card/Automated Teller Machine Fraud	1	0	0	0
Total	29	15		Impersonation	1	1	1	0
Group B Arrests				Welfare Fraud	0	0	0	0
Offense	Adult	Juvenile		Wire Fraud	2	0	0	0
Bad Checks	0	0		Identity Theft	3	0	0	0
Curfew/Loitering/Vagrancy Violations	0	0		Hacking/Computer Invasion	0	0	0	0
Disorderly Conduct	4	25		Robbery	1	0	0	0
Driving Under the Influence	3	0		Pocket-picking	0	0	0	0
Family Offenses (Nonviolent)	0	0		Purse-snatching	0	0	0	0
Liquor Law Violations	2	3		Shoplifting	5	3	0	6
Peeping Tom	0	0		Theft From Building	2	0	0	0
Trespass of Real Property	2	1		Theft From Coin Operated Machine or Device	0	0	0	0
All Other Offenses	10	2		Theft From Motor Vehicle	4	0	0	0
Total Group B	21	31		Theft of Motor Vehicle Parts/Accessories	0	0	0	0
(*) Offenses are counted using the FBI Units of Count for Crime				All Other Larceny	31	3	3	1
(**) The 'Arrests' column shows arrests made during the selected period, regardless of incident date. Arrest counts may be higher than incident counts.				Motor Vehicle Theft	9	2	2	0
(***) Negligent Manslaughter now includes the killing of another person associated with driving under the influence, distracted driving (using a cell or smartphone), and reckless driving fatalities.				Stolen Property Offenses	0	0	0	0
				Crimes Against Society				
				Drug/Narcotic Violations	6	2	1	0
				Drug Equipment Violations	5	3	1	0
				Betting/Wagering	0	0	0	0
				Operating/Promoting/Assisting Gambling	0	0	0	0
				Gambling Equipment Violations	0	0	0	0
				Sports Tampering	0	0	0	0
				Pornography/Obscene Material	0	0	0	0
				Prostitution	0	0	0	0
				Assisting or Promoting Prostitution	0	0	0	0
				Purchasing Prostitution	0	0	0	0
				Weapon Law Violations	0	0	0	0
				Animal Cruelty	0	0	0	0
				Total Group A Offenses	170	42	22	12

Grand Forks Police Department – 2021

2021 Population Estimate		56,253		Offenses (*)		Arrests (**)	
Offense Overview				Reported	Cleared	Adult	Juvenile
Offense Total	4,194	Group A Offenses					
Number Cleared	1,451	Crimes Against Persons (***)					
Percent Cleared	34.60%	Murder and Nonnegligent Manslaughter					
Group A Crimes per 100,000 population	7,455.6	Negligent Manslaughter					
		Aggravated Assault					
		Simple Assault					
		Intimidation					
		Stalking					
		Kidnapping/Abduction					
		Rape					
		Sodomy					
		Sexual Assault With An Object					
		Fondling					
		Incest					
		Statutory Rape					
		Commercial Sex Acts					
		Involuntary Servitude					
		Crimes Against Property					
		Arson					
		Bribery					
		Burglary/Breaking & Entering					
		Counterfeiting/Forgery					
		Destruction/Damage/Vandalism of Property					
		Embezzlement					
		Extortion/Blackmail					
		False Pretenses/Swindle/Confidence Game					
		Credit Card/Automated Teller Machine Fraud					
		Impersonation					
		Welfare Fraud					
		Wire Fraud					
		Identity Theft					
		Hacking/Computer Invasion					
		Robbery					
		Pocket-picking					
		Purse-snatching					
		Shoplifting					
		Theft From Building					
		Theft From Coin Operated Machine or Device					
		Theft From Motor Vehicle					
		Theft of Motor Vehicle Parts/Accessories					
		All Other Larceny					
		Motor Vehicle Theft					
		Stolen Property Offenses					
		Crimes Against Society					
		Drug/Narcotic Violations					
		Drug Equipment Violations					
		Betting/Wagering					
		Operating/Promoting/Assisting Gambling					
		Gambling Equipment Violations					
		Sports Tampering					
		Pornography/Obscene Material					
		Prostitution					
		Assisting or Promoting Prostitution					
		Purchasing Prostitution					
		Weapon Law Violations					
		Animal Cruelty					
		Total Group A Offenses					
		4,194		1,451		982 119	

Domestic Incident Victims		Reported	Cleared
Offense			
Murder and Nonnegligent Manslaughter	0	0	
Aggravated Assault	65	44	
Simple Assault	258	123	
Intimidation	43	15	
Stalking	50	3	
Rape	13	2	
Sodomy	1	0	
Sexual Assault With An Object	0	0	
Fondling	19	5	
Incest	0	0	
Statutory Rape	0	0	
Kidnapping/Abduction	7	6	
Total	456	198	

Group B Arrests		Adult	Juvenile
Offense			
Bad Checks	0	0	
Curfew/Loitering/Vagrancy Violations	0	0	
Disorderly Conduct	84	104	
Driving Under the Influence	177	0	
Family Offenses (Nonviolent)	17	47	
Liquor Law Violations	48	8	
Peeping Tom	0	0	
Trespass of Real Property	70	3	
All Other Offenses	171	90	
Total Group B	567	252	

(*) Offenses are counted using the FBI Units of Count for Crime
(**) The 'Arrests' column shows arrests made during the selected period, regardless of incident date. Arrest counts may be higher than incident counts.
(***) Negligent Manslaughter now includes the killing of another person associated with driving under the influence, distracted driving (using a cell or smartphone), and reckless driving fatalities.

Harvey Police Department – 2021

2021 Population Estimate		1,568		Offenses (*)		Arrests (**)		
Offense Overview				Group A Offenses	Reported	Cleared	Adult	Juvenile
Offense Total		37		Crimes Against Persons (***)				
Number Cleared		17		Murder and Nonnegligent Manslaughter	0	0	0	0
Percent Cleared		45.95%		Negligent Manslaughter	0	0	0	0
Group A Crimes per 100,000 population		2,359.7		Aggravated Assault	2	2	1	0
Arrest Overview				Simple Assault	4	2	2	0
Total Arrests		25		Intimidation	5	4	2	0
Adult Arrests		25		Stalking	0	0	0	0
Juvenile Arrests		0		Kidnapping/Abduction	0	0	0	0
Unknown Age		0		Rape	3	0	0	0
Arrests per 100,000 population		1,594.4		Sodomy	0	0	0	0
Average number offenses/incident				Sexual Assault With An Object	0	0	0	0
				Fondling	0	0	0	0
				Incest	0	0	0	0
				Statutory Rape	0	0	0	0
				Commercial Sex Acts	0	0	0	0
				Involuntary Servitude	0	0	0	0
Domestic Incident Victims				Crimes Against Property				
Offense	Reported	Cleared		Arson	0	0	0	0
Murder and Nonnegligent Manslaughter	0	0		Bribery	0	0	0	0
Aggravated Assault	0	0		Burglary/Breaking & Entering	2	0	0	0
Simple Assault	4	2		Counterfeiting/Forgery	0	0	0	0
Intimidation	3	3		Destruction/Damage/Vandalism of Property	5	2	2	0
Stalking	0	0		Embezzlement	0	0	0	0
Rape	1	0		Extortion/Blackmail	0	0	0	0
Sodomy	0	0		False Pretenses/Swindle/Confidence Game	1	1	1	0
Sexual Assault With An Object	0	0		Credit Card/Automated Teller Machine Fraud	0	0	0	0
Fondling	0	0		Impersonation	0	0	0	0
Incest	0	0		Welfare Fraud	0	0	0	0
Statutory Rape	0	0		Wire Fraud	0	0	0	0
Kidnapping/Abduction	0	0		Identity Theft	0	0	0	0
Total	8	5		Hacking/Computer Invasion	0	0	0	0
Group B Arrests				Robbery	1	0	0	0
Offense	Adult	Juvenile		Pocket-picking	0	0	0	0
Bad Checks	0	0		Purse-snatching	0	0	0	0
Curfew/Loitering/Vagrancy Violations	0	0		Shoplifting	0	0	0	0
Disorderly Conduct	0	0		Theft From Building	1	0	0	0
Driving Under the Influence	3	0		Theft From Coin Operated Machine or Device	0	0	0	0
Family Offenses (Nonviolent)	0	0		Theft From Motor Vehicle	0	0	0	0
Liquor Law Violations	1	0		Theft of Motor Vehicle Parts/Accessories	0	0	0	0
Peeping Tom	0	0		All Other Larceny	4	0	1	0
Trespass of Real Property	1	0		Motor Vehicle Theft	1	1	1	0
All Other Offenses	5	0		Stolen Property Offenses	0	0	0	0
Total Group B	10	0		Crimes Against Society				
(*) Offenses are counted using the FBI Units of Count for Crime				Drug/Narcotic Violations	5	4	5	0
(**) The 'Arrests' column shows arrests made during the selected period, regardless of incident date. Arrest counts may be higher than incident counts.				Drug Equipment Violations	1	1	0	0
(***) Negligent Manslaughter now includes the killing of another person associated with driving under the influence, distracted driving (using a cell or smartphone), and reckless driving fatalities.				Betting/Wagering	0	0	0	0
				Operating/Promoting/Assisting Gambling	0	0	0	0
				Gambling Equipment Violations	0	0	0	0
				Sports Tampering	0	0	0	0
				Pornography/Obscene Material	1	0	0	0
				Prostitution	0	0	0	0
				Assisting or Promoting Prostitution	0	0	0	0
				Purchasing Prostitution	0	0	0	0
				Weapon Law Violations	1	0	0	0
				Animal Cruelty	0	0	0	0
				Total Group A Offenses	37	17	15	0

Hazen Police Department – 2021

2021 Population Estimate		2,322		Offenses (*)		Arrests (**)	
				Reported	Cleared	Adult	Juvenile
Offense Overview				Group A Offenses			
Offense Total	21			Crimes Against Persons (***)			
Number Cleared	16			Murder and Nonnegligent Manslaughter	0	0	0
Percent Cleared	76.19%			Negligent Manslaughter	0	0	0
Group A Crimes per 100,000 population	904.4			Aggravated Assault	0	0	0
				Simple Assault	4	2	2
				Intimidation	1	1	1
				Stalking	0	0	0
				Kidnapping/Abduction	0	0	0
Arrest Overview				Rape	0	0	0
Total Arrests	14			Sodomy	0	0	0
Adult Arrests	14			Sexual Assault With An Object	0	0	0
Juvenile Arrests	0			Fondling	0	0	0
Unknown Age	0			Incest	0	0	0
Arrests per 100,000 population	602.9			Statutory Rape	0	0	0
				Commercial Sex Acts	0	0	0
				Involuntary Servitude	0	0	0
Average number offenses/incident				1.24			
Domestic Incident Victims				Crimes Against Property			
Offense	Reported	Cleared		Arson	0	0	0
Murder and Nonnegligent Manslaughter	0	0		Bribery	0	0	0
Aggravated Assault	0	0		Burglary/Breaking & Entering	1	1	1
Simple Assault	3	1		Counterfeiting/Forgery	0	0	0
Intimidation	1	1		Destruction/Damage/Vandalism of Property	2	2	1
Stalking	0	0		Embezzlement	0	0	0
Rape	0	0		Extortion/Blackmail	0	0	0
Sodomy	0	0		False Pretenses/Swindle/Confidence Game	0	0	0
Sexual Assault With An Object	0	0		Credit Card/Automated Teller Machine Fraud	0	0	0
Fondling	0	0		Impersonation	0	0	0
Incest	0	0		Welfare Fraud	0	0	0
Statutory Rape	0	0		Wire Fraud	0	0	0
Kidnapping/Abduction	0	0		Identity Theft	0	0	0
Total	4	2		Hacking/Computer Invasion	0	0	0
Group B Arrests				Robbery	0	0	0
Offense	Adult	Juvenile		Pocket-picking	0	0	0
Bad Checks	0	0		Purse-snatching	0	0	0
Curfew/Loitering/Vagrancy Violations	0	0		Shoplifting	0	0	0
Disorderly Conduct	0	0		Theft From Building	1	1	2
Driving Under the Influence	2	0		Theft From Coin Operated Machine or Device	0	0	0
Family Offenses (Nonviolent)	0	0		Theft From Motor Vehicle	0	0	0
Liquor Law Violations	0	0		Theft of Motor Vehicle Parts/Accessories	0	0	0
Peeping Tom	0	0		All Other Larceny	1	0	0
Trespass of Real Property	1	0		Motor Vehicle Theft	2	0	0
All Other Offenses	0	0		Stolen Property Offenses	0	0	0
Total Group B	3	0		Crimes Against Society			
				Drug/Narcotic Violations	5	5	3
				Drug Equipment Violations	4	4	1
				Betting/Wagering	0	0	0
				Operating/Promoting/Assisting Gambling	0	0	0
				Gambling Equipment Violations	0	0	0
				Sports Tampering	0	0	0
				Pornography/Obscene Material	0	0	0
				Prostitution	0	0	0
				Assisting or Promoting Prostitution	0	0	0
				Purchasing Prostitution	0	0	0
				Weapon Law Violations	0	0	0
				Animal Cruelty	0	0	0
				Total Group A Offenses	21	16	11

(*) Offenses are counted using the FBI Units of Count for Crime
 (**) The 'Arrests' column shows arrests made during the selected period, regardless of incident date. Arrest counts may be higher than incident counts.
 (***) Negligent Manslaughter now includes the killing of another person associated with driving under the influence, distracted driving (using a cell or smartphone), and reckless driving fatalities.

Jamestown Police Department – 2021

2021 Population Estimate		14,879		Offenses (*)		Arrests (**)	
Offense Overview				Reported	Cleared	Adult	Juvenile
Offense Total	1,026						
Number Cleared	412						
Percent Cleared	40.16%						
Group A Crimes per 100,000 population	6,895.6						
Arrest Overview							
Total Arrests	756						
Adult Arrests	538						
Juvenile Arrests	218						
Unknown Age	0						
Arrests per 100,000 population	5,081.0						
Average number offenses/incident	1.12						
Domestic Incident Victims				Crimes Against Property			
Offense	Reported	Cleared		Arson			
Murder and Nonnegligent Manslaughter	0	0		3	2	2	0
Aggravated Assault	23	20		Bribery	0	0	0
Simple Assault	87	54		Burglary/Breaking & Entering	52	13	7
Intimidation	8	4		Counterfeiting/Forgery	4	0	0
Stalking	3	0		Destruction/Damage/Vandalism of Property	168	20	9
Rape	4	4		Embezzlement	2	0	0
Sodomy	0	0		Extortion/Blackmail	5	0	0
Sexual Assault With An Object	0	0		False Pretenses/Swindle/Confidence Game	12	1	0
Fondling	2	1		Credit Card/Automated Teller Machine Fraud	13	1	0
Incest	0	0		Impersonation	12	0	1
Statutory Rape	1	1		Welfare Fraud	0	0	0
Kidnapping/Abduction	1	1		Wire Fraud	30	1	0
Total	129	85		Identity Theft	0	0	0
Group B Arrests				Hacking/Computer Invasion	0	0	0
Offense	Adult	Juvenile		Robbery	0	0	0
Bad Checks	0	0		Pocket-picking	0	0	0
Curfew/Loitering/Vagrancy Violations	0	1		Purse-snatching	0	0	0
Disorderly Conduct	19	35		Shoplifting	67	32	30
Driving Under the Influence	37	0		Theft From Building	15	2	1
Family Offenses (Nonviolent)	0	0		Theft From Coin Operated Machine or Device	0	0	0
Liquor Law Violations	31	3		Theft From Motor Vehicle	50	10	4
Peeping Tom	0	0		Theft of Motor Vehicle Parts/Accessories	6	0	0
Trespass of Real Property	19	3		All Other Larceny	140	24	20
All Other Offenses	185	81		Motor Vehicle Theft	20	10	5
Total Group B	291	123		Stolen Property Offenses	1	1	2
(*) Offenses are counted using the FBI Units of Count for Crime				Crimes Against Society			
(**) The 'Arrests' column shows arrests made during the selected period, regardless of incident date. Arrest counts may be higher than incident counts.				Drug/Narcotic Violations	67	62	35
(***) Negligent Manslaughter now includes the killing of another person associated with driving under the influence, distracted driving (using a cell or smartphone), and reckless driving fatalities.				Drug Equipment Violations	65	56	29
				Betting/Wagering	0	0	0
				Operating/Promoting/Assisting Gambling	0	0	0
				Gambling Equipment Violations	0	0	0
				Sports Tampering	0	0	0
				Pornography/Obscene Material	0	0	1
				Prostitution	0	0	0
				Assisting or Promoting Prostitution	0	0	0
				Purchasing Prostitution	0	0	0
				Weapon Law Violations	8	8	5
				Animal Cruelty	0	0	0
				Total Group A Offenses	1,026	412	247
							95

Kenmare Police Department – 2021

2021 Population Estimate		1,019		Offenses (*)		Arrests (**)		
Offense Overview				Group A Offenses	Reported	Cleared	Adult	Juvenile
Offense Total	8			Crimes Against Persons (***)				
Number Cleared	3			Murder and Nonnegligent Manslaughter	0	0	0	0
Percent Cleared	37.50%			Negligent Manslaughter	0	0	0	0
Group A Crimes per 100,000 population	785.1			Aggravated Assault	1	1	0	1
				Simple Assault	3	2	2	0
				Intimidation	0	0	0	0
				Stalking	0	0	0	0
				Kidnapping/Abduction	0	0	0	0
Arrest Overview				Rape	1	0	0	0
Total Arrests	4			Sodomy	0	0	0	0
Adult Arrests	3			Sexual Assault With An Object	0	0	0	0
Juvenile Arrests	1			Fondling	0	0	0	0
Unknown Age	0			Incest	0	0	0	0
Arrests per 100,000 population	392.5			Statutory Rape	0	0	0	0
				Commercial Sex Acts	0	0	0	0
				Involuntary Servitude	0	0	0	0
Average number offenses/incident	1.00			Crimes Against Property				
Domestic Incident Victims				Arson	0	0	0	0
Offense	Reported	Cleared		Bribery	0	0	0	0
Murder and Nonnegligent Manslaughter	0	0		Burglary/Breaking & Entering	0	0	0	0
Aggravated Assault	0	0		Counterfeiting/Forgery	0	0	0	0
Simple Assault	2	1		Destruction/Damage/Vandalism of Property	0	0	0	0
Intimidation	0	0		Embezzlement	0	0	0	0
Stalking	0	0		Extortion/Blackmail	0	0	0	0
Rape	0	0		False Pretenses/Swindle/Confidence Game	0	0	0	0
Sodomy	0	0		Credit Card/Automated Teller Machine Fraud	0	0	0	0
Sexual Assault With An Object	0	0		Impersonation	0	0	0	0
Fondling	0	0		Welfare Fraud	0	0	0	0
Incest	0	0		Wire Fraud	0	0	0	0
Statutory Rape	0	0		Identity Theft	0	0	0	0
Kidnapping/Abduction	0	0		Hacking/Computer Invasion	0	0	0	0
Total	2	1		Robbery	0	0	0	0
				Pocket-picking	0	0	0	0
				Purse-snatching	0	0	0	0
				Shoplifting	0	0	0	0
Group B Arrests				Theft From Building	1	0	0	0
Offense	Adult	Juvenile		Theft From Coin Operated Machine or Device	0	0	0	0
Bad Checks	0	0		Theft From Motor Vehicle	0	0	0	0
Curfew/Loitering/Vagrancy Violations	0	0		Theft of Motor Vehicle Parts/Accessories	0	0	0	0
Disorderly Conduct	0	0		All Other Larceny	0	0	0	0
Driving Under the Influence	1	0		Motor Vehicle Theft	2	0	0	0
Family Offenses (Nonviolent)	0	0		Stolen Property Offenses	0	0	0	0
Liquor Law Violations	0	0		Crimes Against Society				
Peeping Tom	0	0		Drug/Narcotic Violations	0	0	0	0
Trespass of Real Property	0	0		Drug Equipment Violations	0	0	0	0
All Other Offenses	0	0		Betting/Wagering	0	0	0	0
Total Group B	1	0		Operating/Promoting/Assisting Gambling	0	0	0	0
				Gambling Equipment Violations	0	0	0	0
				Sports Tampering	0	0	0	0
				Pornography/Obscene Material	0	0	0	0
				Prostitution	0	0	0	0
				Assisting or Promoting Prostitution	0	0	0	0
				Purchasing Prostitution	0	0	0	0
				Weapon Law Violations	0	0	0	0
				Animal Cruelty	0	0	0	0
				Total Group A Offenses	8	3	2	1

(*) Offenses are counted using the FBI Units of Count for Crime
 (**) The 'Arrests' column shows arrests made during the selected period, regardless of incident date. Arrest counts may be higher than incident counts.

(***) Negligent Manslaughter now includes the killing of another person associated with driving under the influence, distracted driving (using a cell or smartphone), and reckless driving fatalities.

Killdeer Police Department – 2021

2021 Population Estimate		1,209	Offenses (*)		Arrests (**)	
Offense Overview			Reported	Cleared	Adult	Juvenile
Offense Total	54		Group A Offenses			
Number Cleared	12		Crimes Against Persons (***)			
Percent Cleared	22.22%		Murder and Nonnegligent Manslaughter	0	0	0
Group A Crimes per 100,000 population	4,466.5		Negligent Manslaughter	0	0	0
Arrest Overview			Aggravated Assault	2	1	0
Total Arrests	30		Simple Assault	8	5	4
Adult Arrests	26		Intimidation	2	0	0
Juvenile Arrests	4		Stalking	6	2	2
Unknown Age	0		Kidnapping/Abduction	0	0	0
Arrests per 100,000 population	2,481.4		Rape	5	0	0
Average number offenses/incident			Sodomy	0	0	0
	1.10		Sexual Assault With An Object	0	0	0
Domestic Incident Victims			Fondling	1	0	0
Offense	Reported	Cleared	Incest	0	0	0
Murder and Nonnegligent Manslaughter	0	0	Statutory Rape	0	0	0
Aggravated Assault	2	1	Commercial Sex Acts	0	0	0
Simple Assault	6	3	Involuntary Servitude	0	0	0
Intimidation	1	0	Crimes Against Property			
Stalking	1	1	Arson	0	0	0
Rape	0	0	Bribery	0	0	0
Sodomy	0	0	Burglary/Breaking & Entering	2	0	0
Sexual Assault With An Object	0	0	Counterfeiting/Forgery	0	0	0
Fondling	1	0	Destruction/Damage/Vandalism of Property	11	0	0
Incest	0	0	Embezzlement	0	0	0
Statutory Rape	0	0	Extortion/Blackmail	0	0	0
Kidnapping/Abduction	0	0	False Pretenses/Swindle/Confidence Game	1	0	0
Total	11	5	Credit Card/Automated Teller Machine Fraud	0	0	0
Group B Arrests			Impersonation	0	0	0
Offense	Adult	Juvenile	Welfare Fraud	1	0	0
Bad Checks	0	0	Wire Fraud	0	0	0
Curfew/Loitering/Vagrancy Violations	0	0	Identity Theft	2	0	0
Disorderly Conduct	1	0	Hacking/Computer Invasion	0	0	0
Driving Under the Influence	4	0	Robbery	0	0	0
Family Offenses (Nonviolent)	0	1	Pocket-picking	0	0	0
Liquor Law Violations	3	1	Purse-snatching	0	0	0
Peeping Tom	0	0	Shoplifting	0	0	0
Trespass of Real Property	2	0	Theft From Building	1	0	0
All Other Offenses	5	0	Theft From Coin Operated Machine or Device	0	0	0
Total Group B	15	2	Theft From Motor Vehicle	1	1	1
(*) Offenses are counted using the FBI Units of Count for Crime			Theft of Motor Vehicle Parts/Accessories	1	0	0
(**) The 'Arrests' column shows arrests made during the selected period, regardless of incident date. Arrest counts may be higher than incident counts.			All Other Larceny	3	0	0
(***) Negligent Manslaughter now includes the killing of another person associated with driving under the influence, distracted driving (using a cell or smartphone), and reckless driving fatalities.			Motor Vehicle Theft	0	0	0
			Stolen Property Offenses	1	0	0
			Crimes Against Society			
			Drug/Narcotic Violations	2	1	2
			Drug Equipment Violations	3	2	2
			Betting/Wagering	0	0	0
			Operating/Promoting/Assisting Gambling	0	0	0
			Gambling Equipment Violations	0	0	0
			Sports Tampering	0	0	0
			Pornography/Obscene Material	0	0	0
			Prostitution	0	0	0
			Assisting or Promoting Prostitution	0	0	0
			Purchasing Prostitution	0	0	0
			Weapon Law Violations	1	0	0
			Animal Cruelty	0	0	0
			Total Group A Offenses	54	12	11
						2

LaMoure Police Department – 2021

2021 Population Estimate		884		Offenses (*)		Arrests (**)	
Offense Overview				Reported	Cleared	Adult	Juvenile
Offense Total	18	Group A Offenses					
Number Cleared	8	Crimes Against Persons (***)					
Percent Cleared	44.44%	Murder and Nonnegligent Manslaughter	0	0	0	0	
Group A Crimes per 100,000 population	2,036.2	Negligent Manslaughter	0	0	0	0	
		Aggravated Assault	2	2	2	0	
		Simple Assault	5	2	0	0	
		Intimidation	2	1	1	0	
		Stalking	0	0	0	0	
		Kidnapping/Abduction	0	0	0	0	
		Rape	0	0	0	0	
		Sodomy	0	0	0	0	
		Sexual Assault With An Object	0	0	0	0	
		Fondling	0	0	0	0	
		Incest	0	0	0	0	
		Statutory Rape	0	0	0	0	
		Commercial Sex Acts	0	0	0	0	
		Involuntary Servitude	0	0	0	0	
		Crimes Against Property					
		Arson	0	0	0	0	
		Bribery	0	0	0	0	
		Burglary/Breaking & Entering	2	1	1	0	
		Counterfeiting/Forgery	0	0	0	0	
		Destruction/Damage/Vandalism of Property	3	1	1	0	
		Embezzlement	0	0	0	0	
		Extortion/Blackmail	0	0	0	0	
		False Pretenses/Swindle/Confidence Game	0	0	0	0	
		Credit Card/Automated Teller Machine Fraud	0	0	0	0	
		Impersonation	0	0	0	0	
		Welfare Fraud	0	0	0	0	
		Wire Fraud	0	0	0	0	
		Identity Theft	0	0	0	0	
		Hacking/Computer Invasion	0	0	0	0	
		Robbery	0	0	0	0	
		Pocket-picking	0	0	0	0	
		Purse-snatching	0	0	0	0	
		Shoplifting	0	0	1	0	
		Theft From Building	1	0	0	0	
		Theft From Coin Operated Machine or Device	0	0	0	0	
		Theft From Motor Vehicle	0	0	0	0	
		Theft of Motor Vehicle Parts/Accessories	2	0	0	0	
		All Other Larceny	0	0	0	0	
		Motor Vehicle Theft	0	0	0	0	
		Stolen Property Offenses	1	1	0	0	
		Crimes Against Society					
		Drug/Narcotic Violations	0	0	0	0	
		Drug Equipment Violations	0	0	0	0	
		Betting/Wagering	0	0	0	0	
		Operating/Promoting/Assisting Gambling	0	0	0	0	
		Gambling Equipment Violations	0	0	0	0	
		Sports Tampering	0	0	0	0	
		Pornography/Obscene Material	0	0	0	0	
		Prostitution	0	0	0	0	
		Assisting or Promoting Prostitution	0	0	0	0	
		Purchasing Prostitution	0	0	0	0	
		Weapon Law Violations	0	0	0	0	
		Animal Cruelty	0	0	0	0	
		Total Group A Offenses	18	8	6	0	
		Domestic Incident Victims					
Offense	Reported	Cleared					
Murder and Nonnegligent Manslaughter	0	0					
Aggravated Assault	1	1					
Simple Assault	4	2					
Intimidation	1	1					
Stalking	0	0					
Rape	0	0					
Sodomy	0	0					
Sexual Assault With An Object	0	0					
Fondling	0	0					
Incest	0	0					
Statutory Rape	0	0					
Kidnapping/Abduction	0	0					
Total	6	4					
			Group B Arrests				
Offense	Adult	Juvenile					
Bad Checks	0	0					
Curfew/Loitering/Vagrancy Violations	0	0					
Disorderly Conduct	0	0					
Driving Under the Influence	1	0					
Family Offenses (Nonviolent)	0	0					
Liquor Law Violations	0	0					
Peeping Tom	0	0					
Trespass of Real Property	0	0					
All Other Offenses	2	0					
Total Group B	3	0					

(*) Offenses are counted using the FBI Units of Count for Crime
 (**) The 'Arrests' column shows arrests made during the selected period, regardless of incident date. Arrest counts may be higher than incident counts.
 (***) Negligent Manslaughter now includes the killing of another person associated with driving under the influence, distracted driving (using a cell or smartphone), and reckless driving fatalities.

Lincoln Police Department – 2021

2021 Population Estimate		4,052		Offenses (*)		Arrests (**)		
Offense Overview				Group A Offenses	Reported	Cleared	Adult	Juvenile
Offense Total		206		Crimes Against Persons (***)				
Number Cleared		98		Murder and Nonnegligent Manslaughter	0	0	0	0
Percent Cleared		47.57%		Negligent Manslaughter	0	0	0	0
Group A Crimes per 100,000 population		5,083.9		Aggravated Assault	5	3	2	1
				Simple Assault	18	3	0	1
				Intimidation	8	2	2	0
				Stalking	18	0	0	0
				Kidnapping/Abduction	1	0	0	0
				Rape	0	0	0	0
				Sodomy	0	0	0	0
				Sexual Assault With An Object	0	0	0	0
				Fondling	2	1	0	0
				Incest	0	0	0	0
				Statutory Rape	0	0	0	0
				Commercial Sex Acts	0	0	0	0
				Involuntary Servitude	0	0	0	0
				Crimes Against Property				
				Arson	0	0	0	0
				Bribery	0	0	0	0
				Burglary/Breaking & Entering	4	1	1	0
				Counterfeiting/Forgery	4	0	0	0
				Destruction/Damage/Vandalism of Property	24	1	0	0
				Embezzlement	0	0	0	0
				Extortion/Blackmail	1	0	0	0
				False Pretenses/Swindle/Confidence Game	1	0	0	0
				Credit Card/Automated Teller Machine Fraud	0	0	0	0
				Impersonation	0	0	0	0
				Welfare Fraud	0	0	0	0
				Wire Fraud	1	0	0	0
				Identity Theft	3	0	0	0
				Hacking/Computer Invasion	1	0	0	0
				Robbery	0	0	0	0
				Pocket-picking	0	0	0	0
				Purse-snatching	0	0	0	0
				Shoplifting	1	0	0	0
				Theft From Building	5	1	0	0
				Theft From Coin Operated Machine or Device	0	0	0	0
				Theft From Motor Vehicle	5	1	1	0
				Theft of Motor Vehicle Parts/Accessories	1	0	0	0
				All Other Larceny	7	0	0	0
				Motor Vehicle Theft	3	0	0	0
				Stolen Property Offenses	3	2	1	0
				Crimes Against Society				
				Drug/Narcotic Violations	44	41	34	15
				Drug Equipment Violations	45	42	18	2
				Betting/Wagering	0	0	0	0
				Operating/Promoting/Assisting Gambling	0	0	0	0
				Gambling Equipment Violations	0	0	0	0
				Sports Tampering	0	0	0	0
				Pornography/Obscene Material	1	0	0	0
				Prostitution	0	0	0	0
				Assisting or Promoting Prostitution	0	0	0	0
				Purchasing Prostitution	0	0	0	0
				Weapon Law Violations	0	0	0	0
				Animal Cruelty	0	0	0	0
				Total Group A Offenses	206	98	59	19
Domestic Incident Victims				Reported		Cleared		
Offense								
Murder and Nonnegligent Manslaughter		0	0					
Aggravated Assault		3	3					
Simple Assault		10	3					
Intimidation		2	0					
Stalking		9	0					
Rape		0	0					
Sodomy		0	0					
Sexual Assault With An Object		0	0					
Fondling		2	1					
Incest		0	0					
Statutory Rape		0	0					
Kidnapping/Abduction		0	0					
Total		26	7					
Group B Arrests				Adult		Juvenile		
Offense								
Bad Checks		0	0					
Curfew/Loitering/Vagrancy Violations		0	2					
Disorderly Conduct		0	0					
Driving Under the Influence		21	0					
Family Offenses (Nonviolent)		1	7					
Liquor Law Violations		9	7					
Peeping Tom		0	0					
Trespass of Real Property		1	0					
All Other Offenses		5	7					
Total Group B		37	23					

(*) Offenses are counted using the FBI Units of Count for Crime
 (**) The 'Arrests' column shows arrests made during the selected period, regardless of incident date. Arrest counts may be higher than incident counts.

(***) Negligent Manslaughter now includes the killing of another person associated with driving under the influence, distracted driving (using a cell or smartphone), and reckless driving fatalities.

Lisbon Police Department – 2021

2021 Population Estimate		2,002		Offenses (*)		Arrests (**)	
Offense Overview				Reported	Cleared	Adult	Juvenile
Offense Total	58	Group A Offenses					
Number Cleared	10	Crimes Against Persons (***)					
Percent Cleared	17.24%	Murder and Nonnegligent Manslaughter	0	0	0	0	
Group A Crimes per 100,000 population	2,897.1	Negligent Manslaughter	0	0	0	0	
Arrest Overview				Aggravated Assault	2	1	1
Total Arrests	15	Simple Assault	21	3	3	0	
Adult Arrests	15	Intimidation	7	2	1	0	
Juvenile Arrests	0	Stalking	1	0	0	0	
Unknown Age	0	Kidnapping/Abduction	0	0	0	0	
Arrests per 100,000 population	749.3	Rape	0	0	0	0	
Average number offenses/incident				Sodomy	0	0	0
Average number offenses/incident		1.41		Sexual Assault With An Object	0	0	0
Domestic Incident Victims				Fondling	0	0	0
Offense	Reported	Cleared	Crimes Against Property				
Murder and Nonnegligent Manslaughter	0	0	Arson	0	0	0	0
Aggravated Assault	0	0	Bribery	0	0	0	0
Simple Assault	10	3	Burglary/Breaking & Entering	0	0	0	0
Intimidation	4	0	Counterfeiting/Forgery	1	0	0	0
Stalking	0	0	Destruction/Damage/Vandalism of Property	4	0	0	0
Rape	0	0	Embezzlement	0	0	0	0
Sodomy	0	0	Extortion/Blackmail	0	0	0	0
Sexual Assault With An Object	0	0	False Pretenses/Swindle/Confidence Game	1	1	1	0
Fondling	0	0	Credit Card/Automated Teller Machine Fraud	0	0	0	0
Incest	0	0	Impersonation	0	0	0	0
Statutory Rape	0	0	Welfare Fraud	0	0	0	0
Kidnapping/Abduction	0	0	Wire Fraud	0	0	0	0
Total	14	3	Identity Theft	1	0	0	0
Group B Arrests				Hacking/Computer Invasion	0	0	0
Offense	Adult	Juvenile	Robbery	0	0	0	0
Bad Checks	0	0	Pocket-picking	0	0	0	0
Curfew/Loitering/Vagrancy Violations	0	0	Purse-snatching	0	0	0	0
Disorderly Conduct	1	0	Shoplifting	1	0	0	0
Driving Under the Influence	6	0	Theft From Building	3	0	0	0
Family Offenses (Nonviolent)	0	0	Theft From Coin Operated Machine or Device	0	0	0	0
Liquor Law Violations	1	0	Theft From Motor Vehicle	1	0	0	0
Peeping Tom	0	0	Theft of Motor Vehicle Parts/Accessories	0	0	0	0
Trespass of Real Property	0	0	All Other Larceny	6	0	0	0
All Other Offenses	1	0	Motor Vehicle Theft	3	0	0	0
Total Group B	9	0	Stolen Property Offenses	0	0	0	0
(*) Offenses are counted using the FBI Units of Count for Crime				Crimes Against Society			
(**) The 'Arrests' column shows arrests made during the selected period, regardless of incident date. Arrest counts may be higher than incident counts.				Drug/Narcotic Violations	2	1	0
(***) Negligent Manslaughter now includes the killing of another person associated with driving under the influence, distracted driving (using a cell or smartphone), and reckless driving fatalities.				Drug Equipment Violations	4	2	0
				Betting/Wagering	0	0	0
				Operating/Promoting/Assisting Gambling	0	0	0
				Gambling Equipment Violations	0	0	0
				Sports Tampering	0	0	0
				Pornography/Obscene Material	0	0	0
				Prostitution	0	0	0
				Assisting or Promoting Prostitution	0	0	0
				Purchasing Prostitution	0	0	0
				Weapon Law Violations	0	0	0
				Animal Cruelty	0	0	0
				Total Group A Offenses	58	10	6

Mandan Police Department – 2021

2021 Population Estimate		23,292		Offenses (*)		Arrests (**)		
Offense Overview				Group A Offenses	Reported	Cleared	Adult	Juvenile
Offense Total		2,287		Crimes Against Persons (***)				
Number Cleared		824		Murder and Nonnegligent Manslaughter	0	0	0	0
Percent Cleared		36.03%		Negligent Manslaughter	0	0	0	0
Group A Crimes per 100,000 population		9,818.8		Aggravated Assault	61	51	36	3
Arrest Overview				Simple Assault	267	155	93	36
Total Arrests		966		Intimidation	107	66	17	14
Adult Arrests		729		Stalking	127	14	9	1
Juvenile Arrests		238		Kidnapping/Abduction	3	2	0	0
Unknown Age		0		Rape	20	10	0	4
Arrests per 100,000 population		4,147.3		Sodomy	0	0	0	0
Average number offenses/incident				Sexual Assault With An Object	0	0	0	0
		1.20		Fondling	52	22	5	7
Domestic Incident Victims				Incest	0	0	0	0
Offense	Reported	Cleared		Statutory Rape	3	0	0	0
Murder and Nonnegligent Manslaughter	0	0		Commercial Sex Acts	2	1	0	0
Aggravated Assault	35	32		Involuntary Servitude	0	0	0	0
Simple Assault	164	113		Crimes Against Property				
Intimidation	24	18		Arson	6	4	1	1
Stalking	28	6		Bribery	0	0	0	0
Rape	8	7		Burglary/Breaking & Entering	77	5	2	1
Sodomy	0	0		Counterfeiting/Forgery	32	8	8	0
Sexual Assault With An Object	0	0		Destruction/Damage/Vandalism of Property	208	33	13	12
Fondling	13	3		Embezzlement	5	2	1	0
Incest	0	0		Extortion/Blackmail	7	0	0	1
Statutory Rape	0	0		False Pretenses/Swindle/Confidence Game	45	35	34	1
Kidnapping/Abduction	2	2		Credit Card/Automated Teller Machine Fraud	12	2	0	0
Total	274	181		Impersonation	3	2	1	0
Group B Arrests				Welfare Fraud	3	0	0	0
Offense	Adult	Juvenile		Wire Fraud	14	0	0	0
Bad Checks	0	0		Identity Theft	39	7	6	0
Curfew/Loitering/Vagrancy Violations	0	1		Hacking/Computer Invasion	10	0	0	0
Disorderly Conduct	41	35		Robbery	4	3	3	0
Driving Under the Influence	52	0		Pocket-picking	0	0	0	0
Family Offenses (Nonviolent)	22	44		Purse-snatching	0	0	0	0
Liquor Law Violations	14	8		Shoplifting	62	21	23	0
Peeping Tom	0	0		Theft From Building	7	0	0	0
Trespass of Real Property	33	4		Theft From Coin Operated Machine or Device	0	0	0	0
All Other Offenses	86	20		Theft From Motor Vehicle	61	7	6	0
Total Group B	248	112		Theft of Motor Vehicle Parts/Accessories	1	0	0	0
(*) Offenses are counted using the FBI Units of Count for Crime				All Other Larceny	584	114	93	8
(**) The 'Arrests' column shows arrests made during the selected period, regardless of incident date. Arrest counts may be higher than incident counts.				Motor Vehicle Theft	115	17	9	3
(***) Negligent Manslaughter now includes the killing of another person associated with driving under the influence, distracted driving (using a cell or smartphone), and reckless driving fatalities.				Stolen Property Offenses	36	30	23	1
				Crimes Against Society				
				Drug/Narcotic Violations	130	97	47	25
				Drug Equipment Violations	141	96	42	6
				Betting/Wagering	0	0	0	0
				Operating/Promoting/Assisting Gambling	0	0	0	0
				Gambling Equipment Violations	0	0	0	0
				Sports Tampering	0	0	0	0
				Pornography/Obscene Material	13	6	1	1
				Prostitution	0	0	0	0
				Assisting or Promoting Prostitution	0	0	0	0
				Purchasing Prostitution	0	0	0	0
				Weapon Law Violations	18	10	5	1
				Animal Cruelty	12	4	3	0
				Total Group A Offenses	2,287	824	481	125

Medora Police Department – 2021

2021 Population Estimate		125	Offenses (*)		Arrests (**)		
			Reported	Cleared	Adult	Juvenile	
Offense Overview			Group A Offenses				
			Crimes Against Persons (***)				
Offense Total	0		Murder and Nonnegligent Manslaughter	0	0	0	0
Number Cleared	0		Negligent Manslaughter	0	0	0	0
Percent Cleared	0.00%		Aggravated Assault	0	0	0	0
Group A Crimes per 100,000 population	0.0		Simple Assault	0	0	0	0
			Intimidation	0	0	0	0
			Stalking	0	0	0	0
			Kidnapping/Abduction	0	0	0	0
Arrest Overview							
Total Arrests	0		Rape	0	0	0	0
Adult Arrests	0		Sodomy	0	0	0	0
Juvenile Arrests	0		Sexual Assault With An Object	0	0	0	0
Unknown Age	0		Fondling	0	0	0	0
Arrests per 100,000 population	0.0		Incest	0	0	0	0
			Statutory Rape	0	0	0	0
			Commercial Sex Acts	0	0	0	0
Average number offenses/incident	0.00		Involuntary Servitude	0	0	0	0
Domestic Incident Victims			Crimes Against Property				
Offense	Reported	Cleared	Arson	0	0	0	0
Murder and Nonnegligent Manslaughter	0	0	Bribery	0	0	0	0
Aggravated Assault	0	0	Burglary/Breaking & Entering	0	0	0	0
Simple Assault	0	0	Counterfeiting/Forgery	0	0	0	0
Intimidation	0	0	Destruction/Damage/Vandalism of Property	0	0	0	0
Stalking	0	0	Embezzlement	0	0	0	0
Rape	0	0	Extortion/Blackmail	0	0	0	0
Sodomy	0	0	False Pretenses/Swindle/Confidence Game	0	0	0	0
Sexual Assault With An Object	0	0	Credit Card/Automated Teller Machine Fraud	0	0	0	0
Fondling	0	0	Impersonation	0	0	0	0
Incest	0	0	Welfare Fraud	0	0	0	0
Statutory Rape	0	0	Wire Fraud	0	0	0	0
Kidnapping/Abduction	0	0	Identity Theft	0	0	0	0
Total	0	0	Hacking/Computer Invasion	0	0	0	0
			Robbery	0	0	0	0
			Pocket-picking	0	0	0	0
			Purse-snatching	0	0	0	0
			Shoplifting	0	0	0	0
Group B Arrests							
Offense	Adult	Juvenile	Theft From Building	0	0	0	0
Bad Checks	0	0	Theft From Coin Operated Machine or Device	0	0	0	0
Curfew/Loitering/Vagrancy Violations	0	0	Theft From Motor Vehicle	0	0	0	0
Disorderly Conduct	0	0	Theft of Motor Vehicle Parts/Accessories	0	0	0	0
Driving Under the Influence	0	0	All Other Larceny	0	0	0	0
Family Offenses (Nonviolent)	0	0	Motor Vehicle Theft	0	0	0	0
Liquor Law Violations	0	0	Stolen Property Offenses	0	0	0	0
Peeping Tom	0	0	Crimes Against Society				
Trespass of Real Property	0	0	Drug/Narcotic Violations	0	0	0	0
All Other Offenses	0	0	Drug Equipment Violations	0	0	0	0
Total Group B	0	0	Betting/Wagering	0	0	0	0
			Operating/Promoting/Assisting Gambling	0	0	0	0
			Gambling Equipment Violations	0	0	0	0
			Sports Tampering	0	0	0	0
			Pornography/Obscene Material	0	0	0	0
			Prostitution	0	0	0	0
			Assisting or Promoting Prostitution	0	0	0	0
			Purchasing Prostitution	0	0	0	0
			Weapon Law Violations	0	0	0	0
			Animal Cruelty	0	0	0	0
			Total Group A Offenses	0	0	0	0

(*) Offenses are counted using the FBI Units of Count for Crime
 (**) The 'Arrests' column shows arrests made during the selected period, regardless of incident date. Arrest counts may be higher than incident counts.
 (***) Negligent Manslaughter now includes the killing of another person associated with driving under the influence, distracted driving (using a cell or smartphone), and reckless driving fatalities.

Minot Police Department – 2021

2021 Population Estimate		48,086		Offenses (*)		Arrests (**)		
Offense Overview				Group A Offenses	Reported	Cleared	Adult	Juvenile
Offense Total		1,865		Crimes Against Persons (***)				
Number Cleared		803		Murder and Nonnegligent Manslaughter	3	3	2	0
Percent Cleared	43.06%			Negligent Manslaughter	0	0	0	0
Group A Crimes per 100,000 population		3,878.5		Aggravated Assault	72	52	33	3
Arrest Overview				Simple Assault	268	175	115	16
Total Arrests		1,120		Intimidation	52	28	13	6
Adult Arrests		952		Stalking	26	6	3	0
Juvenile Arrests		168		Kidnapping/Abduction	6	6	0	0
Unknown Age		0		Rape	41	7	0	1
Arrests per 100,000 population		2,329.2		Sodomy	8	2	1	0
Average number offenses/incident				Sexual Assault With An Object	0	0	0	0
		1.13		Fondling	36	6	2	0
				Incest	0	0	0	0
Domestic Incident Victims				Statutory Rape	4	0	0	0
Offense	Reported	Cleared		Commercial Sex Acts	1	0	0	0
Murder and Nonnegligent Manslaughter	2	2		Involuntary Servitude	0	0	0	0
Aggravated Assault	47	39		Crimes Against Property				
Simple Assault	161	114		Arson	14	4	2	0
Intimidation	13	7		Bribery	0	0	0	0
Stalking	8	2		Burglary/Breaking & Entering	115	14	6	4
Rape	10	2		Counterfeiting/Forgery	39	9	6	0
Sodomy	4	2		Destruction/Damage/Vandalism of Property	111	29	7	11
Sexual Assault With An Object	0	0		Embezzlement	9	2	3	0
Fondling	4	2		Extortion/Blackmail	1	0	0	0
Incest	0	0		False Pretenses/Swindle/Confidence Game	43	18	17	0
Statutory Rape	2	0		Credit Card/Automated Teller Machine Fraud	13	0	0	0
Kidnapping/Abduction	3	3		Impersonation	6	0	2	0
Total	254	173		Welfare Fraud	0	0	0	0
Group B Arrests				Wire Fraud	2	0	0	0
Offense	Adult	Juvenile		Identity Theft	48	8	1	1
Bad Checks	0	0		Hacking/Computer Invasion	0	0	0	0
Curfew/Loitering/Vagrancy Violations	0	0		Robbery	4	1	2	0
Disorderly Conduct	18	39		Pocket-picking	2	0	1	0
Driving Under the Influence	215	5		Purse-snatching	3	1	0	0
Family Offenses (Nonviolent)	5	0		Shoplifting	117	55	48	14
Liquor Law Violations	16	28		Theft From Building	43	4	3	1
Peeping Tom	0	0		Theft From Coin Operated Machine or Device	3	1	0	0
Trespass of Real Property	82	0		Theft From Motor Vehicle	80	11	8	0
All Other Offenses	165	13		Theft of Motor Vehicle Parts/Accessories	45	0	0	0
Total Group B	501	85		All Other Larceny	143	23	11	2
(*) Offenses are counted using the FBI Units of Count for Crime				Motor Vehicle Theft	137	25	7	3
(**) The 'Arrests' column shows arrests made during the selected period, regardless of incident date. Arrest counts may be higher than incident counts.				Stolen Property Offenses	20	11	5	1
(***) Negligent Manslaughter now includes the killing of another person associated with driving under the influence, distracted driving (using a cell or smartphone), and reckless driving fatalities.				Crimes Against Society				
				Drug/Narcotic Violations	146	137	93	7
				Drug Equipment Violations	146	139	56	10
				Betting/Wagering	0	0	0	0
				Operating/Promoting/Assisting Gambling	0	0	0	0
				Gambling Equipment Violations	0	0	0	0
				Sports Tampering	0	0	0	0
				Pornography/Obscene Material	13	2	1	0
				Prostitution	2	1	0	0
				Assisting or Promoting Prostitution	0	0	0	0
				Purchasing Prostitution	0	0	0	0
				Weapon Law Violations	40	22	3	3
				Animal Cruelty	3	1	0	0
				Total Group A Offenses	1,865	803	451	83

Napoleon Police Department – 2021

2021 Population Estimate		756	Offenses (*)		Arrests (**)		
Offense Overview			Group A Offenses	Reported	Cleared	Adult	Juvenile
Offense Total	22		Crimes Against Persons (***)				
Number Cleared	22		Murder and Nonnegligent Manslaughter	0	0	0	0
Percent Cleared	100.00%		Negligent Manslaughter	0	0	0	0
Group A Crimes per 100,000 population	2,910.1		Aggravated Assault	0	0	0	0
			Simple Assault	1	1	1	0
			Intimidation	1	1	1	0
			Stalking	0	0	0	0
			Kidnapping/Abduction	0	0	0	0
Arrest Overview			Rape	0	0	0	0
Total Arrests	27		Sodomy	0	0	0	0
Adult Arrests	25		Sexual Assault With An Object	0	0	0	0
Juvenile Arrests	2		Fondling	0	0	0	0
Unknown Age	0		Incest	0	0	0	0
Arrests per 100,000 population	3,571.4		Statutory Rape	0	0	0	0
			Commercial Sex Acts	0	0	0	0
Average number offenses/incident	1.47		Involuntary Servitude	0	0	0	0
Domestic Incident Victims			Crimes Against Property				
Offense	Reported	Cleared	Arson	0	0	0	0
Murder and Nonnegligent Manslaughter	0	0	Bribery	0	0	0	0
Aggravated Assault	0	0	Burglary/Breaking & Entering	2	2	1	0
Simple Assault	1	1	Counterfeiting/Forgery	0	0	0	0
Intimidation	1	1	Destruction/Damage/Vandalism of Property	2	2	0	1
Stalking	0	0	Embezzlement	0	0	0	0
Rape	0	0	Extortion/Blackmail	0	0	0	0
Sodomy	0	0	False Pretenses/Swindle/Confidence Game	2	2	2	0
Sexual Assault With An Object	0	0	Credit Card/Automated Teller Machine Fraud	0	0	0	0
Fondling	0	0	Impersonation	0	0	0	0
Incest	0	0	Welfare Fraud	0	0	0	0
Statutory Rape	0	0	Wire Fraud	0	0	0	0
Kidnapping/Abduction	0	0	Identity Theft	0	0	0	0
Total	2	2	Hacking/Computer Invasion	0	0	0	0
Group B Arrests			Robbery	0	0	0	0
Offense	Adult	Juvenile	Pocket-picking	0	0	0	0
Bad Checks	0	0	Purse-snatching	0	0	0	0
Curfew/Loitering/Vagrancy Violations	0	0	Shoplifting	0	0	0	0
Disorderly Conduct	0	0	Theft From Building	0	0	0	0
Driving Under the Influence	2	0	Theft From Coin Operated Machine or Device	0	0	0	0
Family Offenses (Nonviolent)	0	0	Theft From Motor Vehicle	1	1	1	0
Liquor Law Violations	0	0	Theft of Motor Vehicle Parts/Accessories	0	0	0	0
Peeping Tom	0	0	All Other Larceny	0	0	0	0
Trespass of Real Property	0	0	Motor Vehicle Theft	0	0	0	0
All Other Offenses	7	0	Stolen Property Offenses	0	0	0	0
Total Group B	9	0	Crimes Against Society				
(*) Offenses are counted using the FBI Units of Count for Crime			Drug/Narcotic Violations	6	6	6	1
(**) The 'Arrests' column shows arrests made during the selected period, regardless of incident date. Arrest counts may be higher than incident counts.			Drug Equipment Violations	6	6	3	0
(***) Negligent Manslaughter now includes the killing of another person associated with driving under the influence, distracted driving (using a cell or smartphone), and reckless driving fatalities.			Betting/Wagering	0	0	0	0
			Operating/Promoting/Assisting Gambling	0	0	0	0
			Gambling Equipment Violations	0	0	0	0
			Sports Tampering	0	0	0	0
			Pornography/Obscene Material	0	0	0	0
			Prostitution	0	0	0	0
			Assisting or Promoting Prostitution	0	0	0	0
			Purchasing Prostitution	0	0	0	0
			Weapon Law Violations	0	0	0	0
			Animal Cruelty	1	1	1	0
			Total Group A Offenses	22	22	16	2

ND State College of Science PD – 2021

2021 Population Estimate		N/A	Offenses (*)		Arrests (**)	
Offense Overview			Reported	Cleared	Adult	Juvenile
Offense Total	29	Group A Offenses				
Number Cleared	1	Crimes Against Persons (***)				
Percent Cleared	3.45%	Murder and Nonnegligent Manslaughter	0	0	0	0
Group A Crimes per 100,000 population	N/A	Negligent Manslaughter	0	0	0	0
		Aggravated Assault	0	0	0	0
		Simple Assault	1	0	0	0
		Intimidation	0	0	0	0
		Stalking	0	0	0	0
		Kidnapping/Abduction	0	0	0	0
		Rape	0	0	0	0
		Sodomy	0	0	0	0
		Sexual Assault With An Object	0	0	0	0
		Fondling	1	0	0	0
		Incest	0	0	0	0
		Statutory Rape	0	0	0	0
		Commercial Sex Acts	0	0	0	0
		Involuntary Servitude	0	0	0	0
		Crimes Against Property				
		Arson	0	0	0	0
		Bribery	0	0	0	0
		Burglary/Breaking & Entering	1	0	0	0
		Counterfeiting/Forgery	0	0	0	0
		Destruction/Damage/Vandalism of Property	11	1	0	0
		Embezzlement	0	0	0	0
		Extortion/Blackmail	0	0	0	0
		False Pretenses/Swindle/Confidence Game	0	0	0	0
		Credit Card/Automated Teller Machine Fraud	0	0	0	0
		Impersonation	0	0	0	0
		Welfare Fraud	0	0	0	0
		Wire Fraud	0	0	0	0
		Identity Theft	0	0	0	0
		Hacking/Computer Invasion	0	0	0	0
		Robbery	0	0	0	0
		Pocket-picking	0	0	0	0
		Purse-snatching	1	0	0	0
		Shoplifting	0	0	0	0
		Theft From Building	4	0	0	0
		Theft From Coin Operated Machine or Device	0	0	0	0
		Theft From Motor Vehicle	2	0	0	0
		Theft of Motor Vehicle Parts/Accessories	0	0	0	0
		All Other Larceny	8	0	0	0
		Motor Vehicle Theft	0	0	0	0
		Stolen Property Offenses	0	0	0	0
		Crimes Against Society				
		Drug/Narcotic Violations	0	0	0	0
		Drug Equipment Violations	0	0	0	0
		Betting/Wagering	0	0	0	0
		Operating/Promoting/Assisting Gambling	0	0	0	0
		Gambling Equipment Violations	0	0	0	0
		Sports Tampering	0	0	0	0
		Pornography/Obscene Material	0	0	0	0
		Prostitution	0	0	0	0
		Assisting or Promoting Prostitution	0	0	0	0
		Purchasing Prostitution	0	0	0	0
		Weapon Law Violations	0	0	0	0
		Animal Cruelty	0	0	0	0
		Total Group A Offenses	29	1	0	0

Domestic Incident Victims		Reported	Cleared
Murder and Nonnegligent Manslaughter	0	0	0
Aggravated Assault	0	0	0
Simple Assault	0	0	0
Intimidation	0	0	0
Stalking	0	0	0
Rape	0	0	0
Sodomy	0	0	0
Sexual Assault With An Object	0	0	0
Fondling	0	0	0
Incest	0	0	0
Statutory Rape	0	0	0
Kidnapping/Abduction	0	0	0
Total	0	0	0

Group B Arrests		Adult	Juvenile
Bad Checks	0	0	0
Curfew/Loitering/Vagrancy Violations	0	0	0
Disorderly Conduct	1	0	0
Driving Under the Influence	0	0	0
Family Offenses (Nonviolent)	0	0	0
Liquor Law Violations	2	0	0
Peeping Tom	0	0	0
Trespass of Real Property	0	0	0
All Other Offenses	1	0	0
Total Group B	4	0	0

(*) Offenses are counted using the FBI Units of Count for Crime
(**) The 'Arrests' column shows arrests made during the selected period, regardless of incident date. Arrest counts may be higher than incident counts.
(***) Negligent Manslaughter now includes the killing of another person associated with driving under the influence, distracted driving (using a cell or smartphone), and reckless driving fatalities.

ND State University PD – 2021

2021 Population Estimate		N/A	Offenses (*)		Arrests (**)	
Offense Overview			Reported	Cleared	Adult	Juvenile
Offense Total	170					
Number Cleared	0					
Percent Cleared	0.00%					
Group A Crimes per 100,000 population	N/A					
Arrest Overview						
Total Arrests	21					
Adult Arrests	21					
Juvenile Arrests	0					
Unknown Age	0					
Arrests per 100,000 population	N/A					
Average number offenses/incident	1.11					
Domestic Incident Victims			Crimes Against Property			
Offense	Reported	Cleared				
Murder and Nonnegligent Manslaughter	0	0	Arson	0	0	0
Aggravated Assault	0	0	Bribery	0	0	0
Simple Assault	0	0	Burglary/Breaking & Entering	6	0	0
Intimidation	0	0	Counterfeiting/Forgery	1	0	0
Stalking	0	0	Destruction/Damage/Vandalism of Property	27	0	0
Rape	0	0	Embezzlement	0	0	0
Sodomy	0	0	Extortion/Blackmail	0	0	0
Sexual Assault With An Object	0	0	False Pretenses/Swindle/Confidence Game	6	0	0
Fondling	0	0	Credit Card/Automated Teller Machine Fraud	1	0	0
Incest	0	0	Impersonation	0	0	0
Statutory Rape	0	0	Welfare Fraud	0	0	0
Kidnapping/Abduction	0	0	Wire Fraud	1	0	0
Total	0	0	Identity Theft	1	0	0
			Hacking/Computer Invasion	0	0	0
			Robbery	0	0	0
			Pocket-picking	0	0	0
			Purse-snatching	0	0	0
			Shoplifting	0	0	0
			Theft From Building	6	0	0
			Theft From Coin Operated Machine or Device	0	0	0
			Theft From Motor Vehicle	4	0	0
			Theft of Motor Vehicle Parts/Accessories	9	0	0
			All Other Larceny	83	0	0
			Motor Vehicle Theft	3	0	0
			Stolen Property Offenses	1	0	0
			Crimes Against Society			
			Drug/Narcotic Violations	5	0	0
			Drug Equipment Violations	7	0	0
			Betting/Wagering	0	0	0
			Operating/Promoting/Assisting Gambling	0	0	0
			Gambling Equipment Violations	0	0	0
			Sports Tampering	0	0	0
			Pornography/Obscene Material	1	0	0
			Prostitution	0	0	0
			Assisting or Promoting Prostitution	0	0	0
			Purchasing Prostitution	0	0	0
			Weapon Law Violations	0	0	0
			Animal Cruelty	0	0	0
			Total Group A Offenses	170	0	0

(*) Offenses are counted using the FBI Units of Count for Crime
 (**) The 'Arrests' column shows arrests made during the selected period, regardless of incident date. Arrest counts may be higher than incident counts.

(***) Negligent Manslaughter now includes the killing of another person associated with driving under the influence, distracted driving (using a cell or smartphone), and reckless driving fatalities.

New Town Police Department – 2021

2021 Population Estimate		2,706		Offenses (*)		Arrests (**)	
Offense Overview				Reported	Cleared	Adult	Juvenile
Offense Total	80	Group A Offenses					
Number Cleared	44	Crimes Against Persons (***)					
Percent Cleared	55.00%	Murder and Nonnegligent Manslaughter					
Group A Crimes per 100,000 population	2,956.4	Negligent Manslaughter					
		Aggravated Assault					
		Simple Assault					
		Intimidation					
		Stalking					
		Kidnapping/Abduction					
		Rape					
		Sodomy					
		Sexual Assault With An Object					
		Fondling					
		Incest					
		Statutory Rape					
		Commercial Sex Acts					
		Involuntary Servitude					
		Crimes Against Property					
		Arson					
		Bribery					
		Burglary/Breaking & Entering					
		Counterfeiting/Forgery					
		Destruction/Damage/Vandalism of Property					
		Embezzlement					
		Extortion/Blackmail					
		False Pretenses/Swindle/Confidence Game					
		Credit Card/Automated Teller Machine Fraud					
		Impersonation					
		Welfare Fraud					
		Wire Fraud					
		Identity Theft					
		Hacking/Computer Invasion					
		Robbery					
		Pocket-picking					
		Purse-snatching					
		Shoplifting					
		Theft From Building					
		Theft From Coin Operated Machine or Device					
		Theft From Motor Vehicle					
		Theft of Motor Vehicle Parts/Accessories					
		All Other Larceny					
		Motor Vehicle Theft					
		Stolen Property Offenses					
		Crimes Against Society					
		Drug/Narcotic Violations					
		Drug Equipment Violations					
		Betting/Wagering					
		Operating/Promoting/Assisting Gambling					
		Gambling Equipment Violations					
		Sports Tampering					
		Pornography/Obscene Material					
		Prostitution					
		Assisting or Promoting Prostitution					
		Purchasing Prostitution					
		Weapon Law Violations					
		Animal Cruelty					
		Total Group A Offenses					
		Domestic Incident Victims					
Offense	Reported	Cleared					
Murder and Nonnegligent Manslaughter	0	0	Arson				
Aggravated Assault	0	0	Bribery				
Simple Assault	2	0	Burglary/Breaking & Entering				
Intimidation	2	0	Counterfeiting/Forgery				
Stalking	0	0	Destruction/Damage/Vandalism of Property				
Rape	0	0	Embezzlement				
Sodomy	0	0	Extortion/Blackmail				
Sexual Assault With An Object	0	0	False Pretenses/Swindle/Confidence Game				
Fondling	1	0	Credit Card/Automated Teller Machine Fraud				
Incest	0	0	Impersonation				
Statutory Rape	0	0	Welfare Fraud				
Kidnapping/Abduction	0	0	Wire Fraud				
Total	5	0	Identity Theft				
			Hacking/Computer Invasion				
			Robbery				
			Pocket-picking				
			Purse-snatching				
			Shoplifting				
			Theft From Building				
			Theft From Coin Operated Machine or Device				
			Theft From Motor Vehicle				
			Theft of Motor Vehicle Parts/Accessories				
			All Other Larceny				
			Motor Vehicle Theft				
			Stolen Property Offenses				
			Crimes Against Society				
			Drug/Narcotic Violations				
			Drug Equipment Violations				
			Betting/Wagering				
			Operating/Promoting/Assisting Gambling				
			Gambling Equipment Violations				
			Sports Tampering				
			Pornography/Obscene Material				
			Prostitution				
			Assisting or Promoting Prostitution				
			Purchasing Prostitution				
			Weapon Law Violations				
			Animal Cruelty				
			Total Group A Offenses				
			Group B Arrests				
Offense	Adult	Juvenile					
Bad Checks	0	0	Theft From Building				
Curfew/Loitering/Vagrancy Violations	0	0	Theft From Coin Operated Machine or Device				
Disorderly Conduct	1	0	Theft From Motor Vehicle				
Driving Under the Influence	17	0	Theft of Motor Vehicle Parts/Accessories				
Family Offenses (Nonviolent)	0	0	All Other Larceny				
Liquor Law Violations	1	0	Motor Vehicle Theft				
Peeping Tom	0	0	Stolen Property Offenses				
Trespass of Real Property	0	0	Drug/Narcotic Violations				
All Other Offenses	11	0	Drug Equipment Violations				
Total Group B	30	0	Crimes Against Society				
			Drug/Narcotic Violations				
			Drug Equipment Violations				
			Betting/Wagering				
			Operating/Promoting/Assisting Gambling				
			Gambling Equipment Violations				
			Sports Tampering				
			Pornography/Obscene Material				
			Prostitution				
			Assisting or Promoting Prostitution				
			Purchasing Prostitution				
			Weapon Law Violations				
			Animal Cruelty				
			Total Group A Offenses				

(*) Offenses are counted using the FBI Units of Count for Crime
 (**) The 'Arrests' column shows arrests made during the selected period, regardless of incident date. Arrest counts may be higher than incident counts.
 (***) Negligent Manslaughter now includes the killing of another person associated with driving under the influence, distracted driving (using a cell or smartphone), and reckless driving fatalities.

Northwood Police Department – 2021

2021 Population Estimate		879	Offenses (*)		Arrests (**)		
Offense Overview			Group A Offenses	Reported	Cleared	Adult	Juvenile
Offense Total	16		Crimes Against Persons (***)				
Number Cleared	0		Murder and Nonnegligent Manslaughter	0	0	0	0
Percent Cleared	0.00%		Negligent Manslaughter	0	0	0	0
Group A Crimes per 100,000 population	1,820.3		Aggravated Assault	0	0	0	0
			Simple Assault	2	0	0	0
			Intimidation	0	0	0	0
			Stalking	1	0	0	0
			Kidnapping/Abduction	0	0	0	0
Arrest Overview			Rape	0	0	0	0
Total Arrests	2		Sodomy	0	0	0	0
Adult Arrests	2		Sexual Assault With An Object	0	0	0	0
Juvenile Arrests	0		Fondling	0	0	0	0
Unknown Age	0		Incest	0	0	0	0
Arrests per 100,000 population	227.5		Statutory Rape	0	0	0	0
			Commercial Sex Acts	0	0	0	0
Average number offenses/incident	1.00		Involuntary Servitude	0	0	0	0
Domestic Incident Victims			Crimes Against Property				
Offense	Reported	Cleared	Arson	0	0	0	0
Murder and Nonnegligent Manslaughter	0	0	Bribery	0	0	0	0
Aggravated Assault	0	0	Burglary/Breaking & Entering	0	0	0	0
Simple Assault	1	0	Counterfeiting/Forgery	1	0	0	0
Intimidation	0	0	Destruction/Damage/Vandalism of Property	5	0	0	0
Stalking	0	0	Embezzlement	0	0	0	0
Rape	0	0	Extortion/Blackmail	0	0	0	0
Sodomy	0	0	False Pretenses/Swindle/Confidence Game	0	0	0	0
Sexual Assault With An Object	0	0	Credit Card/Automated Teller Machine Fraud	2	0	0	0
Fondling	0	0	Impersonation	0	0	0	0
Incest	0	0	Welfare Fraud	0	0	0	0
Statutory Rape	0	0	Wire Fraud	2	0	0	0
Kidnapping/Abduction	0	0	Identity Theft	0	0	0	0
Total	1	0	Hacking/Computer Invasion	1	0	0	0
			Robbery	0	0	0	0
			Pocket-picking	0	0	0	0
			Purse-snatching	0	0	0	0
			Shoplifting	0	0	0	0
Group B Arrests			Theft From Building	1	0	0	0
Offense	Adult	Juvenile	Theft From Coin Operated Machine or Device	0	0	0	0
Bad Checks	0	0	Theft From Motor Vehicle	0	0	0	0
Curfew/Loitering/Vagrancy Violations	0	0	Theft of Motor Vehicle Parts/Accessories	0	0	0	0
Disorderly Conduct	0	0	All Other Larceny	0	0	0	0
Driving Under the Influence	1	0	Motor Vehicle Theft	0	0	0	0
Family Offenses (Nonviolent)	0	0	Stolen Property Offenses	0	0	0	0
Liquor Law Violations	0	0	Crimes Against Society				
Peeping Tom	0	0	Drug/Narcotic Violations	0	0	0	0
Trespass of Real Property	0	0	Drug Equipment Violations	0	0	0	0
All Other Offenses	1	0	Betting/Wagering	0	0	0	0
Total Group B	2	0	Operating/Promoting/Assisting Gambling	0	0	0	0
			Gambling Equipment Violations	0	0	0	0
			Sports Tampering	0	0	0	0
			Pornography/Obscene Material	1	0	0	0
			Prostitution	0	0	0	0
			Assisting or Promoting Prostitution	0	0	0	0
			Purchasing Prostitution	0	0	0	0
			Weapon Law Violations	0	0	0	0
			Animal Cruelty	0	0	0	0
			Total Group A Offenses	16	0	0	0

(*) Offenses are counted using the FBI Units of Count for Crime
 (**) The 'Arrests' column shows arrests made during the selected period, regardless of incident date. Arrest counts may be higher than incident counts.
 (***) Negligent Manslaughter now includes the killing of another person associated with driving under the influence, distracted driving (using a cell or smartphone), and reckless driving fatalities.

Oakes Police Department – 2021

2021 Population Estimate		1,639		Offenses (*)		Arrests (**)		
Offense Overview				Group A Offenses	Reported	Cleared	Adult	Juvenile
Offense Total	14			Crimes Against Persons (***)				
Number Cleared	10			Murder and Nonnegligent Manslaughter	0	0	0	0
Percent Cleared	71.43%			Negligent Manslaughter	0	0	0	0
Group A Crimes per 100,000 population	854.2			Aggravated Assault	0	0	0	0
				Simple Assault	4	3	2	1
				Intimidation	0	0	0	0
				Stalking	0	0	0	0
				Kidnapping/Abduction	0	0	0	0
Arrest Overview				Rape	0	0	0	0
Total Arrests	11			Sodomy	0	0	0	0
Adult Arrests	9			Sexual Assault With An Object	0	0	0	0
Juvenile Arrests	2			Fondling	0	0	0	1
Unknown Age	0			Incest	0	0	0	0
Arrests per 100,000 population	671.1			Statutory Rape	1	0	0	0
				Commercial Sex Acts	0	0	0	0
				Involuntary Servitude	0	0	0	0
Average number offenses/incident	1.27			Crimes Against Property				
Domestic Incident Victims				Arson	0	0	0	0
Offense	Reported	Cleared		Bribery	0	0	0	0
Murder and Nonnegligent Manslaughter	0	0		Burglary/Breaking & Entering	0	0	0	0
Aggravated Assault	0	0		Counterfeiting/Forgery	0	0	0	0
Simple Assault	1	1		Destruction/Damage/Vandalism of Property	1	0	0	0
Intimidation	0	0		Embezzlement	0	0	0	0
Stalking	0	0		Extortion/Blackmail	0	0	0	0
Rape	0	0		False Pretenses/Swindle/Confidence Game	0	0	0	0
Sodomy	0	0		Credit Card/Automated Teller Machine Fraud	0	0	0	0
Sexual Assault With An Object	0	0		Impersonation	0	0	0	0
Fondling	0	0		Welfare Fraud	0	0	0	0
Incest	0	0		Wire Fraud	0	0	0	0
Statutory Rape	1	0		Identity Theft	0	0	0	0
Kidnapping/Abduction	0	0		Hacking/Computer Invasion	0	0	0	0
Total	2	1		Robbery	0	0	0	0
Group B Arrests				Pocket-picking	0	0	0	0
Offense	Adult	Juvenile		Purse-snatching	0	0	0	0
Bad Checks	0	0		Shoplifting	0	0	0	0
Curfew/Loitering/Vagrancy Violations	0	0		Theft From Building	0	0	0	0
Disorderly Conduct	0	0		Theft From Coin Operated Machine or Device	0	0	0	0
Driving Under the Influence	3	0		Theft From Motor Vehicle	0	0	0	0
Family Offenses (Nonviolent)	0	0		Theft of Motor Vehicle Parts/Accessories	0	0	0	0
Liquor Law Violations	0	0		All Other Larceny	1	1	1	0
Peeping Tom	0	0		Motor Vehicle Theft	0	0	0	0
Trespass of Real Property	0	0		Stolen Property Offenses	0	0	0	0
All Other Offenses	0	0		Crimes Against Society				
Total Group B	3	0		Drug/Narcotic Violations	4	3	2	0
				Drug Equipment Violations	3	3	1	0
				Betting/Wagering	0	0	0	0
				Operating/Promoting/Assisting Gambling	0	0	0	0
				Gambling Equipment Violations	0	0	0	0
				Sports Tampering	0	0	0	0
				Pornography/Obscene Material	0	0	0	0
				Prostitution	0	0	0	0
				Assisting or Promoting Prostitution	0	0	0	0
				Purchasing Prostitution	0	0	0	0
				Weapon Law Violations	0	0	0	0
				Animal Cruelty	0	0	0	0
				Total Group A Offenses	14	10	6	2

(*) Offenses are counted using the FBI Units of Count for Crime
 (**) The 'Arrests' column shows arrests made during the selected period, regardless of incident date. Arrest counts may be higher than incident counts.
 (***) Negligent Manslaughter now includes the killing of another person associated with driving under the influence, distracted driving (using a cell or smartphone), and reckless driving fatalities.

Powers Lake Police Department – 2021

2021 Population Estimate		284	Offenses (*)		Arrests (**)		
Offense Overview			Group A Offenses	Reported	Cleared	Adult	Juvenile
Offense Total	6		Crimes Against Persons (***)				
Number Cleared	1		Murder and Nonnegligent Manslaughter	0	0	0	0
Percent Cleared	16.67%		Negligent Manslaughter	0	0	0	0
Group A Crimes per 100,000 population	2,112.7		Aggravated Assault	0	0	0	0
			Simple Assault	2	1	1	0
			Intimidation	0	0	0	0
			Stalking	1	0	0	0
			Kidnapping/Abduction	0	0	0	0
Arrest Overview			Rape	0	0	0	0
Total Arrests	3		Sodomy	0	0	0	0
Adult Arrests	3		Sexual Assault With An Object	0	0	0	0
Juvenile Arrests	0		Fondling	0	0	0	0
Unknown Age	0		Incest	0	0	0	0
Arrests per 100,000 population	1,056.3		Statutory Rape	0	0	0	0
			Commercial Sex Acts	0	0	0	0
			Involuntary Servitude	0	0	0	0
Average number offenses/incident	1.20		Crimes Against Property				
Domestic Incident Victims			Arson	0	0	0	0
Offense	Reported	Cleared	Bribery	0	0	0	0
Murder and Nonnegligent Manslaughter	0	0	Burglary/Breaking & Entering	1	0	0	0
Aggravated Assault	0	0	Counterfeiting/Forgery	0	0	0	0
Simple Assault	2	1	Destruction/Damage/Vandalism of Property	1	0	0	0
Intimidation	0	0	Embezzlement	0	0	0	0
Stalking	0	0	Extortion/Blackmail	0	0	0	0
Rape	0	0	False Pretenses/Swindle/Confidence Game	0	0	0	0
Sodomy	0	0	Credit Card/Automated Teller Machine Fraud	0	0	0	0
Sexual Assault With An Object	0	0	Impersonation	0	0	0	0
Fondling	0	0	Welfare Fraud	0	0	0	0
Incest	0	0	Wire Fraud	0	0	0	0
Statutory Rape	0	0	Identity Theft	0	0	0	0
Kidnapping/Abduction	0	0	Hacking/Computer Invasion	0	0	0	0
Total	2	1	Robbery	0	0	0	0
Group B Arrests			Pocket-picking	0	0	0	0
Offense	Adult	Juvenile	Purse-snatching	0	0	0	0
Bad Checks	0	0	Shoplifting	0	0	0	0
Curfew/Loitering/Vagrancy Violations	0	0	Theft From Building	0	0	0	0
Disorderly Conduct	0	0	Theft From Coin Operated Machine or Device	0	0	0	0
Driving Under the Influence	2	0	Theft From Motor Vehicle	0	0	0	0
Family Offenses (Nonviolent)	0	0	Theft of Motor Vehicle Parts/Accessories	0	0	0	0
Liquor Law Violations	0	0	All Other Larceny	0	0	0	0
Peeping Tom	0	0	Motor Vehicle Theft	0	0	0	0
Trespass of Real Property	0	0	Stolen Property Offenses	0	0	0	0
All Other Offenses	0	0	Crimes Against Society				
Total Group B	2	0	Drug/Narcotic Violations	0	0	0	0
			Drug Equipment Violations	1	0	0	0
			Betting/Wagering	0	0	0	0
			Operating/Promoting/Assisting Gambling	0	0	0	0
			Gambling Equipment Violations	0	0	0	0
			Sports Tampering	0	0	0	0
			Pornography/Obscene Material	0	0	0	0
			Prostitution	0	0	0	0
			Assisting or Promoting Prostitution	0	0	0	0
			Purchasing Prostitution	0	0	0	0
			Weapon Law Violations	0	0	0	0
			Animal Cruelty	0	0	0	0
			Total Group A Offenses	6	1	1	0

(*) Offenses are counted using the FBI Units of Count for Crime
 (**) The 'Arrests' column shows arrests made during the selected period, regardless of incident date. Arrest counts may be higher than incident counts.
 (***) Negligent Manslaughter now includes the killing of another person associated with driving under the influence, distracted driving (using a cell or smartphone), and reckless driving fatalities.

Ray Police Department – 2021

2021 Population Estimate		989	Offenses (*)		Arrests (**)		
Offense Overview			Group A Offenses	Reported	Cleared	Adult	Juvenile
Offense Total	4		Crimes Against Persons (***)				
Number Cleared	2		Murder and Nonnegligent Manslaughter	0	0	0	0
Percent Cleared	50.00%		Negligent Manslaughter	0	0	0	0
Group A Crimes per 100,000 population	404.4		Aggravated Assault	0	0	0	0
			Simple Assault	2	2	0	2
			Intimidation	0	0	0	0
			Stalking	0	0	0	0
			Kidnapping/Abduction	0	0	0	0
Arrest Overview			Rape	0	0	0	0
Total Arrests	4		Sodomy	0	0	0	0
Adult Arrests	2		Sexual Assault With An Object	0	0	0	0
Juvenile Arrests	2		Fondling	0	0	0	0
Unknown Age	0		Incest	0	0	0	0
Arrests per 100,000 population	404.4		Statutory Rape	0	0	0	0
			Commercial Sex Acts	0	0	0	0
			Involuntary Servitude	0	0	0	0
Average number offenses/incident	1.00		Crimes Against Property				
Domestic Incident Victims			Arson	0	0	0	0
Offense	Reported	Cleared	Bribery	0	0	0	0
Murder and Nonnegligent Manslaughter	0	0	Burglary/Breaking & Entering	1	0	0	0
Aggravated Assault	0	0	Counterfeiting/Forgery	0	0	0	0
Simple Assault	2	2	Destruction/Damage/Vandalism of Property	0	0	0	0
Intimidation	0	0	Embezzlement	0	0	0	0
Stalking	0	0	Extortion/Blackmail	0	0	0	0
Rape	0	0	False Pretenses/Swindle/Confidence Game	0	0	0	0
Sodomy	0	0	Credit Card/Automated Teller Machine Fraud	0	0	0	0
Sexual Assault With An Object	0	0	Impersonation	0	0	0	0
Fondling	0	0	Welfare Fraud	0	0	0	0
Incest	0	0	Wire Fraud	0	0	0	0
Statutory Rape	0	0	Identity Theft	0	0	0	0
Kidnapping/Abduction	0	0	Hacking/Computer Invasion	0	0	0	0
Total	2	2	Robbery	0	0	0	0
Group B Arrests			Pocket-picking	0	0	0	0
Offense	Adult	Juvenile	Purse-snatching	0	0	0	0
Bad Checks	0	0	Shoplifting	0	0	0	0
Curfew/Loitering/Vagrancy Violations	0	0	Theft From Building	0	0	0	0
Disorderly Conduct	1	0	Theft From Coin Operated Machine or Device	0	0	0	0
Driving Under the Influence	1	0	Theft From Motor Vehicle	0	0	0	0
Family Offenses (Nonviolent)	0	0	Theft of Motor Vehicle Parts/Accessories	0	0	0	0
Liquor Law Violations	0	0	All Other Larceny	0	0	0	0
Peeping Tom	0	0	Motor Vehicle Theft	1	0	0	0
Trespass of Real Property	0	0	Stolen Property Offenses	0	0	0	0
All Other Offenses	0	0	Crimes Against Society				
Total Group B	2	0	Drug/Narcotic Violations	0	0	0	0
			Drug Equipment Violations	0	0	0	0
			Betting/Wagering	0	0	0	0
			Operating/Promoting/Assisting Gambling	0	0	0	0
			Gambling Equipment Violations	0	0	0	0
			Sports Tampering	0	0	0	0
			Pornography/Obscene Material	0	0	0	0
			Prostitution	0	0	0	0
			Assisting or Promoting Prostitution	0	0	0	0
			Purchasing Prostitution	0	0	0	0
			Weapon Law Violations	0	0	0	0
			Animal Cruelty	0	0	0	0
			Total Group A Offenses	4	2	0	2

(*) Offenses are counted using the FBI Units of Count for Crime
 (**) The 'Arrests' column shows arrests made during the selected period, regardless of incident date. Arrest counts may be higher than incident counts.
 (***) Negligent Manslaughter now includes the killing of another person associated with driving under the influence, distracted driving (using a cell or smartphone), and reckless driving fatalities.

Rolette Police Department – 2021

2021 Population Estimate		585	Offenses (*)		Arrests (**)	
Offense Overview			Reported	Cleared	Adult	Juvenile
Offense Total	21					
Number Cleared	18					
Percent Cleared	85.71%					
Group A Crimes per 100,000 population	3,589.7					
Arrest Overview						
Total Arrests	28					
Adult Arrests	27					
Juvenile Arrests	1					
Unknown Age	0					
Arrests per 100,000 population	4,786.3					
Average number offenses/incident	1.40					
Domestic Incident Victims			Group A Offenses		Crimes Against Persons (***)	
Offense	Reported	Cleared	Reported	Cleared	Adult	Juvenile
Murder and Nonnegligent Manslaughter	0	0	0	0	0	0
Aggravated Assault	0	0	0	0	0	0
Simple Assault	0	0	0	0	0	0
Intimidation	3	3	3	3	1	0
Stalking	0	0	0	0	0	0
Rape	0	0	0	0	0	0
Sodomy	0	0	0	0	0	0
Sexual Assault With An Object	0	0	0	0	0	0
Fondling	0	0	0	0	0	0
Incest	0	0	0	0	0	0
Statutory Rape	0	0	0	0	0	0
Kidnapping/Abduction	0	0	0	0	0	0
Total	3	3	0	0	0	0
Group B Arrests			Crimes Against Property		Crimes Against Society	
Offense	Adult	Juvenile	Arson	0	0	0
Bad Checks	0	0	Bribery	0	0	0
Curfew/Loitering/Vagrancy Violations	0	0	Burglary/Breaking & Entering	2	1	1
Disorderly Conduct	9	0	Counterfeiting/Forgery	0	0	0
Driving Under the Influence	1	0	Destruction/Damage/Vandalism of Property	3	2	1
Family Offenses (Nonviolent)	0	0	Embezzlement	0	0	0
Liquor Law Violations	0	0	Extortion/Blackmail	0	0	0
Peeping Tom	0	0	False Pretenses/Swindle/Confidence Game	3	3	3
Trespass of Real Property	3	0	Credit Card/Automated Teller Machine Fraud	0	0	0
All Other Offenses	3	0	Impersonation	0	0	0
Total Group B	16	0	Welfare Fraud	0	0	0
			Wire Fraud	0	0	0
			Identity Theft	0	0	0
			Hacking/Computer Invasion	0	0	0
			Robbery	0	0	0
			Pocket-picking	0	0	0
			Purse-snatching	0	0	0
			Shoplifting	0	0	0
			Theft From Building	1	1	1
			Theft From Coin Operated Machine or Device	0	0	0
			Theft From Motor Vehicle	2	1	1
			Theft of Motor Vehicle Parts/Accessories	0	0	0
			All Other Larceny	0	0	0
			Motor Vehicle Theft	0	0	0
			Stolen Property Offenses	1	1	1
			Total Group A Offenses	21	18	11
			Drug/Narcotic Violations	1	1	0
			Drug Equipment Violations	5	5	2
			Betting/Wagering	0	0	0
			Operating/Promoting/Assisting Gambling	0	0	0
			Gambling Equipment Violations	0	0	0
			Sports Tampering	0	0	0
			Pornography/Obscene Material	0	0	0
			Prostitution	0	0	0
			Assisting or Promoting Prostitution	0	0	0
			Purchasing Prostitution	0	0	0
			Weapon Law Violations	0	0	0
			Animal Cruelty	0	0	0
			Total Group B	16	0	0

(*) Offenses are counted using the FBI Units of Count for Crime
 (***) The 'Arrests' column shows arrests made during the selected period, regardless of incident date. Arrest counts may be higher than incident counts.
 (***) Negligent Manslaughter now includes the killing of another person associated with driving under the influence, distracted driving (using a cell or smartphone), and reckless driving fatalities.

Rolla Police Department – 2021

2021 Population Estimate		1,271		Offenses (*)		Arrests (**)		
Offense Overview				Group A Offenses	Reported	Cleared	Adult	Juvenile
Offense Total	44			Crimes Against Persons (***)				
Number Cleared	20			Murder and Nonnegligent Manslaughter	0	0	0	0
Percent Cleared	45.45%			Negligent Manslaughter	0	0	0	0
Group A Crimes per 100,000 population	3,461.8			Aggravated Assault	0	0	0	0
				Simple Assault	9	4	4	0
				Intimidation	0	0	0	0
				Stalking	2	0	0	0
				Kidnapping/Abduction	0	0	0	0
Arrest Overview				Rape	0	0	0	0
Total Arrests	16			Sodomy	0	0	0	0
Adult Arrests	15			Sexual Assault With An Object	0	0	0	0
Juvenile Arrests	1			Fondling	0	0	0	0
Unknown Age	0			Incest	0	0	0	0
Arrests per 100,000 population	1,258.9			Statutory Rape	0	0	0	0
				Commercial Sex Acts	0	0	0	0
				Involuntary Servitude	0	0	0	0
Average number offenses/incident	1.22			Crimes Against Property				
Domestic Incident Victims				Arson	0	0	0	0
Offense	Reported	Cleared		Bribery	0	0	0	0
Murder and Nonnegligent Manslaughter	0	0		Burglary/Breaking & Entering	5	1	0	1
Aggravated Assault	0	0		Counterfeiting/Forgery	0	0	0	0
Simple Assault	6	3		Destruction/Damage/Vandalism of Property	6	2	1	0
Intimidation	0	0		Embezzlement	0	0	0	0
Stalking	0	0		Extortion/Blackmail	0	0	0	0
Rape	0	0		False Pretenses/Swindle/Confidence Game	1	1	0	0
Sodomy	0	0		Credit Card/Automated Teller Machine Fraud	0	0	0	0
Sexual Assault With An Object	0	0		Impersonation	0	0	0	0
Fondling	0	0		Welfare Fraud	0	0	0	0
Incest	0	0		Wire Fraud	0	0	0	0
Statutory Rape	0	0		Identity Theft	2	0	0	0
Kidnapping/Abduction	0	0		Hacking/Computer Invasion	0	0	0	0
Total	6	3		Robbery	1	0	0	0
Group B Arrests				Pocket-picking	0	0	0	0
Offense	Adult	Juvenile		Purse-snatching	0	0	0	0
Bad Checks	0	0		Shoplifting	0	0	0	0
Curfew/Loitering/Vagrancy Violations	0	0		Theft From Building	0	0	0	0
Disorderly Conduct	0	0		Theft From Coin Operated Machine or Device	0	0	0	0
Driving Under the Influence	1	0		Theft From Motor Vehicle	0	0	0	0
Family Offenses (Nonviolent)	0	0		Theft of Motor Vehicle Parts/Accessories	0	0	0	0
Liquor Law Violations	0	0		All Other Larceny	1	0	0	0
Peeping Tom	0	0		Motor Vehicle Theft	5	1	1	0
Trespass of Real Property	0	0		Stolen Property Offenses	4	4	4	0
All Other Offenses	2	0		Crimes Against Society				
Total Group B	3	0		Drug/Narcotic Violations	3	3	1	0
				Drug Equipment Violations	3	3	1	0
				Betting/Wagering	0	0	0	0
				Operating/Promoting/Assisting Gambling	0	0	0	0
				Gambling Equipment Violations	0	0	0	0
				Sports Tampering	0	0	0	0
				Pornography/Obscene Material	0	0	0	0
				Prostitution	0	0	0	0
				Assisting or Promoting Prostitution	0	0	0	0
				Purchasing Prostitution	0	0	0	0
				Weapon Law Violations	1	1	0	0
				Animal Cruelty	1	0	0	0
				Total Group A Offenses	44	20	12	1

(*) Offenses are counted using the FBI Units of Count for Crime
 (**) The 'Arrests' column shows arrests made during the selected period, regardless of incident date. Arrest counts may be higher than incident counts.
 (***) Negligent Manslaughter now includes the killing of another person associated with driving under the influence, distracted driving (using a cell or smartphone), and reckless driving fatalities.

Rugby Police Department – 2021

2021 Population Estimate		2,538		Offenses (*)		Arrests (**)		
Offense Overview				Group A Offenses	Reported	Cleared	Adult	Juvenile
Offense Total	89			Crimes Against Persons (***)				
Number Cleared	36			Murder and Nonnegligent Manslaughter	0	0	0	0
Percent Cleared	40.45%			Negligent Manslaughter	0	0	0	0
Group A Crimes per 100,000 population	3,506.7			Aggravated Assault	1	0	0	0
				Simple Assault	9	2	2	0
				Intimidation	4	2	1	0
				Stalking	4	0	0	0
				Kidnapping/Abduction	0	0	0	0
				Rape	0	0	0	0
				Sodomy	0	0	0	0
				Sexual Assault With An Object	0	0	0	0
				Fondling	1	0	0	0
				Incest	0	0	0	0
				Statutory Rape	0	0	0	0
				Commercial Sex Acts	0	0	0	0
				Involuntary Servitude	0	0	0	0
				Crimes Against Property				
				Arson	0	0	0	0
				Bribery	0	0	0	0
				Burglary/Breaking & Entering	1	0	0	0
				Counterfeiting/Forgery	1	0	0	0
				Destruction/Damage/Vandalism of Property	9	1	0	0
				Embezzlement	0	0	0	0
				Extortion/Blackmail	1	0	0	0
				False Pretenses/Swindle/Confidence Game	8	6	6	0
				Credit Card/Automated Teller Machine Fraud	0	0	0	0
				Impersonation	0	0	0	0
				Welfare Fraud	0	0	0	0
				Wire Fraud	0	0	0	0
				Identity Theft	3	1	2	0
				Hacking/Computer Invasion	0	0	0	0
				Robbery	0	0	0	0
				Pocket-picking	0	0	0	0
				Purse-snatching	0	0	0	0
				Shoplifting	1	0	0	0
				Theft From Building	6	0	0	0
				Theft From Coin Operated Machine or Device	0	0	0	0
				Theft From Motor Vehicle	1	0	0	0
				Theft of Motor Vehicle Parts/Accessories	0	0	0	0
				All Other Larceny	9	0	0	0
				Motor Vehicle Theft	2	0	0	0
				Stolen Property Offenses	1	1	0	0
				Crimes Against Society				
				Drug/Narcotic Violations	12	9	4	2
				Drug Equipment Violations	15	14	7	1
				Betting/Wagering	0	0	0	0
				Operating/Promoting/Assisting Gambling	0	0	0	0
				Gambling Equipment Violations	0	0	0	0
				Sports Tampering	0	0	0	0
				Pornography/Obscene Material	0	0	0	0
				Prostitution	0	0	0	0
				Assisting or Promoting Prostitution	0	0	0	0
				Purchasing Prostitution	0	0	0	0
				Weapon Law Violations	0	0	0	0
				Animal Cruelty	0	0	0	0
				Total Group A Offenses	89	36	22	3

Domestic Incident Victims		Reported	Cleared
Murder and Nonnegligent Manslaughter	0	0	0
Aggravated Assault	0	0	0
Simple Assault	6	1	0
Intimidation	1	0	0
Stalking	3	0	0
Rape	0	0	0
Sodomy	0	0	0
Sexual Assault With An Object	0	0	0
Fondling	0	0	0
Incest	0	0	0
Statutory Rape	0	0	0
Kidnapping/Abduction	0	0	0
Total	10	1	

Group B Arrests		Adult	Juvenile
Bad Checks	0	0	0
Curfew/Loitering/Vagrancy Violations	0	0	0
Disorderly Conduct	4	2	0
Driving Under the Influence	9	0	0
Family Offenses (Nonviolent)	0	0	0
Liquor Law Violations	1	0	0
Peeping Tom	0	0	0
Trespass of Real Property	0	0	0
All Other Offenses	3	0	0
Total Group B	17	2	

(*) Offenses are counted using the FBI Units of Count for Crime
(**) The 'Arrests' column shows arrests made during the selected period, regardless of incident date. Arrest counts may be higher than incident counts.
(***) Negligent Manslaughter now includes the killing of another person associated with driving under the influence, distracted driving (using a cell or smartphone), and reckless driving fatalities.

Stanley Police Department – 2021

2021 Population Estimate		2,885		Offenses (*)		Arrests (**)	
Offense Overview				Reported	Cleared	Adult	Juvenile
Offense Total	34						
Number Cleared	10						
Percent Cleared	29.41%						
Group A Crimes per 100,000 population	1,178.5						
Arrest Overview							
Total Arrests	19						
Adult Arrests	18						
Juvenile Arrests	1						
Unknown Age	0						
Arrests per 100,000 population	658.6						
Average number offenses/incident	1.17						
Domestic Incident Victims		Reported	Cleared	Crimes Against Property			
Offense				Arson	0	0	0
Murder and Nonnegligent Manslaughter	0	0	0	Bribery	0	0	0
Aggravated Assault	0	0	0	Burglary/Breaking & Entering	1	0	0
Simple Assault	3	2		Counterfeiting/Forgery	0	0	0
Intimidation	0	0		Destruction/Damage/Vandalism of Property	5	1	1
Stalking	0	0		Embezzlement	0	0	0
Rape	0	0		Extortion/Blackmail	0	0	0
Sodomy	0	0		False Pretenses/Swindle/Confidence Game	1	0	0
Sexual Assault With An Object	0	0		Credit Card/Automated Teller Machine Fraud	1	0	0
Fondling	0	0		Impersonation	0	0	0
Incest	0	0		Welfare Fraud	0	0	0
Statutory Rape	0	0		Wire Fraud	0	0	0
Kidnapping/Abduction	0	0		Identity Theft	1	0	0
Total	3	2		Hacking/Computer Invasion	0	0	0
Group B Arrests		Adult	Juvenile	Robbery	0	0	0
Offense				Pocket-picking	0	0	0
Bad Checks	0	0	0	Purse-snatching	0	0	0
Curfew/Loitering/Vagrancy Violations	0	0	0	Shoplifting	0	0	0
Disorderly Conduct	4	0	0	Theft From Building	1	0	0
Driving Under the Influence	4	0	0	Theft From Coin Operated Machine or Device	0	0	0
Family Offenses (Nonviolent)	0	0	0	Theft From Motor Vehicle	0	0	0
Liquor Law Violations	0	0	0	Theft of Motor Vehicle Parts/Accessories	0	0	0
Peeping Tom	0	0	0	All Other Larceny	6	0	0
Trespass of Real Property	2	0	0	Motor Vehicle Theft	4	1	1
All Other Offenses	0	0	0	Stolen Property Offenses	1	0	0
Total Group B	10	0	0	Crimes Against Society			
(*) Offenses are counted using the FBI Units of Count for Crime				Drug/Narcotic Violations	1	1	1
(**) The 'Arrests' column shows arrests made during the selected period, regardless of incident date. Arrest counts may be higher than incident counts.				Drug Equipment Violations	1	1	0
(***) Negligent Manslaughter now includes the killing of another person associated with driving under the influence, distracted driving (using a cell or smartphone), and reckless driving fatalities.				Betting/Wagering	0	0	0
				Operating/Promoting/Assisting Gambling	0	0	0
				Gambling Equipment Violations	0	0	0
				Sports Tampering	0	0	0
				Pornography/Obscene Material	1	1	0
				Prostitution	0	0	0
				Assisting or Promoting Prostitution	0	0	0
				Purchasing Prostitution	0	0	0
				Weapon Law Violations	0	0	0
				Animal Cruelty	0	0	0
				Total Group A Offenses	34	10	8

Steele Police Department – 2021

2021 Population Estimate		701	Offenses (*)		Arrests (**)	
Offense Overview			Reported	Cleared	Adult	Juvenile
Offense Total	8		Group A Offenses			
Number Cleared	2		Crimes Against Persons (***)			
Percent Cleared	25.00%		Murder and Nonnegligent Manslaughter	0	0	0
Group A Crimes per 100,000 population	1,141.2		Negligent Manslaughter	0	0	0
Arrest Overview			Aggravated Assault	0	0	0
Total Arrests	2		Simple Assault	1	0	0
Adult Arrests	2		Intimidation	0	0	0
Juvenile Arrests	0		Stalking	0	0	0
Unknown Age	0		Kidnapping/Abduction	0	0	0
Arrests per 100,000 population	285.3		Rape	0	0	0
Average number offenses/incident	1.00		Sodomy	0	0	0
			Sexual Assault With An Object	0	0	0
			Fondling	0	0	0
			Incest	0	0	0
			Statutory Rape	0	0	0
			Commercial Sex Acts	0	0	0
			Involuntary Servitude	0	0	0
Domestic Incident Victims			Crimes Against Property			
Offense	Reported	Cleared	Arson	0	0	0
Murder and Nonnegligent Manslaughter	0	0	Bribery	0	0	0
Aggravated Assault	0	0	Burglary/Breaking & Entering	0	0	0
Simple Assault	1	0	Counterfeiting/Forgery	1	1	1
Intimidation	0	0	Destruction/Damage/Vandalism of Property	1	0	0
Stalking	0	0	Embezzlement	0	0	0
Rape	0	0	Extortion/Blackmail	0	0	0
Sodomy	0	0	False Pretenses/Swindle/Confidence Game	0	0	0
Sexual Assault With An Object	0	0	Credit Card/Automated Teller Machine Fraud	0	0	0
Fondling	0	0	Impersonation	0	0	0
Incest	0	0	Welfare Fraud	0	0	0
Statutory Rape	0	0	Wire Fraud	0	0	0
Kidnapping/Abduction	0	0	Identity Theft	0	0	0
Total	1	0	Hacking/Computer Invasion	0	0	0
Group B Arrests			Robbery	0	0	0
Offense	Adult	Juvenile	Pocket-picking	0	0	0
Bad Checks	0	0	Purse-snatching	0	0	1
Curfew/Loitering/Vagrancy Violations	0	0	Shoplifting	0	0	0
Disorderly Conduct	0	0	Theft From Building	1	0	0
Driving Under the Influence	0	0	Theft From Coin Operated Machine or Device	0	0	0
Family Offenses (Nonviolent)	0	0	Theft From Motor Vehicle	0	0	0
Liquor Law Violations	0	0	Theft of Motor Vehicle Parts/Accessories	1	0	0
Peeping Tom	0	0	All Other Larceny	2	0	0
Trespass of Real Property	0	0	Motor Vehicle Theft	0	0	0
All Other Offenses	0	0	Stolen Property Offenses	1	1	0
Total Group B	0	0	Crimes Against Society			
			Drug/Narcotic Violations	0	0	0
			Drug Equipment Violations	0	0	0
			Betting/Wagering	0	0	0
			Operating/Promoting/Assisting Gambling	0	0	0
			Gambling Equipment Violations	0	0	0
			Sports Tampering	0	0	0
			Pornography/Obscene Material	0	0	0
			Prostitution	0	0	0
			Assisting or Promoting Prostitution	0	0	0
			Purchasing Prostitution	0	0	0
			Weapon Law Violations	0	0	0
			Animal Cruelty	0	0	0
			Total Group A Offenses	8	2	2

(*) Offenses are counted using the FBI Units of Count for Crime
 (**) The 'Arrests' column shows arrests made during the selected period, regardless of incident date. Arrest counts may be higher than incident counts.

(***) Negligent Manslaughter now includes the killing of another person associated with driving under the influence, distracted driving (using a cell or smartphone), and reckless driving fatalities.

Surrey Police Department – 2021

2021 Population Estimate		1,460	Offenses (*)		Arrests (**)		
Offense Overview			Group A Offenses	Reported	Cleared	Adult	Juvenile
Offense Total	13		Crimes Against Persons (***)				
Number Cleared	9		Murder and Nonnegligent Manslaughter	0	0	0	0
Percent Cleared	69.23%		Negligent Manslaughter	0	0	0	0
Group A Crimes per 100,000 population	890.4		Aggravated Assault	0	0	0	0
			Simple Assault	1	1	1	0
			Intimidation	0	0	0	0
			Stalking	0	0	0	0
			Kidnapping/Abduction	0	0	0	0
Arrest Overview			Rape	0	0	0	0
Total Arrests	7		Sodomy	0	0	0	0
Adult Arrests	5		Sexual Assault With An Object	0	0	0	0
Juvenile Arrests	2		Fondling	1	1	0	1
Unknown Age	0		Incest	0	0	0	0
Arrests per 100,000 population	479.5		Statutory Rape	0	0	0	0
			Commercial Sex Acts	0	0	0	0
			Involuntary Servitude	0	0	0	0
Average number offenses/incident	1.44		Crimes Against Property				
Domestic Incident Victims			Arson	0	0	0	0
Offense	Reported	Cleared	Bribery	0	0	0	0
Murder and Nonnegligent Manslaughter	0	0	Burglary/Breaking & Entering	1	0	0	0
Aggravated Assault	0	0	Counterfeiting/Forgery	0	0	0	0
Simple Assault	1	1	Destruction/Damage/Vandalism of Property	3	2	1	1
Intimidation	0	0	Embezzlement	0	0	0	0
Stalking	0	0	Extortion/Blackmail	0	0	0	0
Rape	0	0	False Pretenses/Swindle/Confidence Game	1	1	1	0
Sodomy	0	0	Credit Card/Automated Teller Machine Fraud	0	0	0	0
Sexual Assault With An Object	0	0	Impersonation	0	0	0	0
Fondling	0	0	Welfare Fraud	0	0	0	0
Incest	0	0	Wire Fraud	1	0	0	0
Statutory Rape	0	0	Identity Theft	0	0	0	0
Kidnapping/Abduction	0	0	Hacking/Computer Invasion	0	0	0	0
Total	1	1	Robbery	0	0	0	0
Group B Arrests			Pocket-picking	0	0	0	0
Offense	Adult	Juvenile	Purse-snatching	0	0	0	0
Bad Checks	0	0	Shoplifting	0	0	0	0
Curfew/Loitering/Vagrancy Violations	0	0	Theft From Building	0	0	0	0
Disorderly Conduct	0	0	Theft From Coin Operated Machine or Device	0	0	0	0
Driving Under the Influence	2	0	Theft From Motor Vehicle	0	0	0	0
Family Offenses (Nonviolent)	0	0	Theft of Motor Vehicle Parts/Accessories	0	0	0	0
Liquor Law Violations	0	0	All Other Larceny	0	0	0	0
Peeping Tom	0	0	Motor Vehicle Theft	0	0	0	0
Trespass of Real Property	0	0	Stolen Property Offenses	0	0	0	0
All Other Offenses	0	0	Crimes Against Society				
Total Group B	2	0	Drug/Narcotic Violations	1	1	0	0
			Drug Equipment Violations	2	1	0	0
			Betting/Wagering	0	0	0	0
			Operating/Promoting/Assisting Gambling	0	0	0	0
			Gambling Equipment Violations	0	0	0	0
			Sports Tampering	0	0	0	0
			Pornography/Obscene Material	0	0	0	0
			Prostitution	0	0	0	0
			Assisting or Promoting Prostitution	0	0	0	0
			Purchasing Prostitution	0	0	0	0
			Weapon Law Violations	2	2	0	0
			Animal Cruelty	0	0	0	0
			Total Group A Offenses	13	9	3	2

(*) Offenses are counted using the FBI Units of Count for Crime
 (**) The 'Arrests' column shows arrests made during the selected period, regardless of incident date. Arrest counts may be higher than incident counts.
 (***) Negligent Manslaughter now includes the killing of another person associated with driving under the influence, distracted driving (using a cell or smartphone), and reckless driving fatalities.

Thompson Police Department – 2021

2021 Population Estimate		1,031		Offenses (*)		Arrests (**)		
				Reported	Cleared	Adult	Juvenile	
Offense Overview				Group A Offenses				
Offense Total	13			Crimes Against Persons (***)				
Number Cleared	0			Murder and Nonnegligent Manslaughter	0	0	0	0
Percent Cleared	0.00%			Negligent Manslaughter	0	0	0	0
Group A Crimes per 100,000 population	1,260.9			Aggravated Assault	0	0	0	0
				Simple Assault	1	0	0	0
				Intimidation	2	0	0	0
				Stalking	0	0	0	0
				Kidnapping/Abduction	0	0	0	0
Arrest Overview								
Total Arrests	0			Rape	0	0	0	0
Adult Arrests	0			Sodomy	0	0	0	0
Juvenile Arrests	0			Sexual Assault With An Object	0	0	0	0
Unknown Age	0			Fondling	0	0	0	0
Arrests per 100,000 population	0.0			Incest	0	0	0	0
				Statutory Rape	0	0	0	0
				Commercial Sex Acts	0	0	0	0
				Involuntary Servitude	0	0	0	0
Average number offenses/incident	1.08			Crimes Against Property				
Domestic Incident Victims								
Offense	Reported	Cleared						
Murder and Nonnegligent Manslaughter	0	0	Arson	0	0	0	0	
Aggravated Assault	0	0	Bribery	0	0	0	0	
Simple Assault	0	0	Burglary/Breaking & Entering	0	0	0	0	
Intimidation	0	0	Counterfeiting/Forgery	0	0	0	0	
Stalking	0	0	Destruction/Damage/Vandalism of Property	3	0	0	0	
Rape	0	0	Embezzlement	0	0	0	0	
Sodomy	0	0	Extortion/Blackmail	0	0	0	0	
Sexual Assault With An Object	0	0	False Pretenses/Swindle/Confidence Game	1	0	0	0	
Fondling	0	0	Credit Card/Automated Teller Machine Fraud	0	0	0	0	
Incest	0	0	Impersonation	0	0	0	0	
Statutory Rape	0	0	Welfare Fraud	0	0	0	0	
Kidnapping/Abduction	0	0	Wire Fraud	0	0	0	0	
Total	0	0	Identity Theft	0	0	0	0	
				Hacking/Computer Invasion	1	0	0	0
Group B Arrests				Robbery	0	0	0	0
Offense	Adult	Juvenile						
Bad Checks	0	0	Pocket-picking	0	0	0	0	
Curfew/Loitering/Vagrancy Violations	0	0	Purse-snatching	0	0	0	0	
Disorderly Conduct	0	0	Shoplifting	0	0	0	0	
Driving Under the Influence	0	0	Theft From Building	0	0	0	0	
Family Offenses (Nonviolent)	0	0	Theft From Coin Operated Machine or Device	0	0	0	0	
Liquor Law Violations	0	0	Theft From Motor Vehicle	0	0	0	0	
Peeping Tom	0	0	Theft of Motor Vehicle Parts/Accessories	0	0	0	0	
Trespass of Real Property	0	0	All Other Larceny	4	0	0	0	
All Other Offenses	0	0	Motor Vehicle Theft	0	0	0	0	
Total Group B	0	0	Stolen Property Offenses	1	0	0	0	
				Crimes Against Society				
				Drug/Narcotic Violations	0	0	0	0
				Drug Equipment Violations	0	0	0	0
				Betting/Wagering	0	0	0	0
				Operating/Promoting/Assisting Gambling	0	0	0	0
				Gambling Equipment Violations	0	0	0	0
				Sports Tampering	0	0	0	0
				Pornography/Obscene Material	0	0	0	0
				Prostitution	0	0	0	0
				Assisting or Promoting Prostitution	0	0	0	0
				Purchasing Prostitution	0	0	0	0
				Weapon Law Violations	0	0	0	0
				Animal Cruelty	0	0	0	0
				Total Group A Offenses	13	0	0	0

(*) Offenses are counted using the FBI Units of Count for Crime
 (**) The 'Arrests' column shows arrests made during the selected period, regardless of incident date. Arrest counts may be higher than incident counts.
 (***) Negligent Manslaughter now includes the killing of another person associated with driving under the influence, distracted driving (using a cell or smartphone), and reckless driving fatalities.

Tioga Police Department – 2021

2021 Population Estimate		1,405		Offenses (*)		Arrests (**)		
Offense Overview				Group A Offenses	Reported	Cleared	Adult	Juvenile
Offense Total	48			Crimes Against Persons (***)				
Number Cleared	20			Murder and Nonnegligent Manslaughter	0	0	0	0
Percent Cleared	41.67%			Negligent Manslaughter	0	0	0	0
Group A Crimes per 100,000 population	3,416.4			Aggravated Assault	3	2	2	0
Arrest Overview				Simple Assault	4	2	2	0
Total Arrests	64			Intimidation	0	0	0	0
Adult Arrests	54			Stalking	1	0	0	0
Juvenile Arrests	10			Kidnapping/Abduction	0	0	0	0
Unknown Age	0			Rape	0	0	0	0
Arrests per 100,000 population	4,555.2			Sodomy	0	0	0	0
Average number offenses/incident				Sexual Assault With An Object	0	0	0	0
		1.12		Fondling	1	0	0	0
Domestic Incident Victims				Incest	0	0	0	0
Offense	Reported	Cleared			Statutory Rape	0	0	0
Murder and Nonnegligent Manslaughter	0	0			Commercial Sex Acts	0	0	0
Aggravated Assault	2	1			Involuntary Servitude	0	0	0
Simple Assault	3	2			Crimes Against Property			
Intimidation	0	0			Arson	0	0	0
Stalking	0	0			Bribery	0	0	0
Rape	0	0			Burglary/Breaking & Entering	1	0	0
Sodomy	0	0			Counterfeiting/Forgery	0	0	0
Sexual Assault With An Object	0	0			Destruction/Damage/Vandalism of Property	3	0	0
Fondling	1	0			Embezzlement	0	0	0
Incest	0	0			Extortion/Blackmail	0	0	0
Statutory Rape	0	0			False Pretenses/Swindle/Confidence Game	3	3	3
Kidnapping/Abduction	0	0			Credit Card/Automated Teller Machine Fraud	0	0	0
Total	6	3			Impersonation	0	0	0
Group B Arrests				Welfare Fraud	0	0	0	0
Offense	Adult	Juvenile			Wire Fraud	0	0	0
Bad Checks	0	0			Identity Theft	1	0	0
Curfew/Loitering/Vagrancy Violations	0	0			Hacking/Computer Invasion	0	0	0
Disorderly Conduct	4	0			Robbery	0	0	0
Driving Under the Influence	25	1			Pocket-picking	0	0	0
Family Offenses (Nonviolent)	0	1			Purse-snatching	0	0	0
Liquor Law Violations	8	3			Shoplifting	0	0	0
Peeping Tom	0	0			Theft From Building	0	0	0
Trespass of Real Property	0	0			Theft From Coin Operated Machine or Device	0	0	0
All Other Offenses	3	3			Theft From Motor Vehicle	1	1	0
Total Group B	40	8			Theft of Motor Vehicle Parts/Accessories	1	0	0
(*) Offenses are counted using the FBI Units of Count for Crime				All Other Larceny	9	0	0	0
(**) The 'Arrests' column shows arrests made during the selected period, regardless of incident date. Arrest counts may be higher than incident counts.				Motor Vehicle Theft	2	1	0	1
(***) Negligent Manslaughter now includes the killing of another person associated with driving under the influence, distracted driving (using a cell or smartphone), and reckless driving fatalities.				Stolen Property Offenses	2	2	1	1
				Crimes Against Society				
				Drug/Narcotic Violations	5	3	3	0
				Drug Equipment Violations	10	5	2	0
				Betting/Wagering	0	0	0	0
				Operating/Promoting/Assisting Gambling	0	0	0	0
				Gambling Equipment Violations	0	0	0	0
				Sports Tampering	0	0	0	0
				Pornography/Obscene Material	0	0	0	0
				Prostitution	0	0	0	0
				Assisting or Promoting Prostitution	0	0	0	0
				Purchasing Prostitution	0	0	0	0
				Weapon Law Violations	1	1	1	0
				Animal Cruelty	0	0	0	0
				Total Group A Offenses	48	20	14	2

University of North Dakota PD – 2021

2021 Population Estimate		N/A	Offenses (*)		Arrests (**)		
Offense Overview			Group A Offenses	Reported	Cleared	Adult	Juvenile
Offense Total	322		Crimes Against Persons (***)				
Number Cleared	86		Murder and Nonnegligent Manslaughter	0	0	0	0
Percent Cleared	26.71%		Negligent Manslaughter	0	0	0	0
Group A Crimes per 100,000 population	N/A		Aggravated Assault	0	0	0	0
			Simple Assault	2	2	2	0
			Intimidation	7	0	0	0
			Stalking	8	0	0	0
			Kidnapping/Abduction	0	0	0	0
Arrest Overview			Rape	1	0	0	0
Total Arrests	180		Sodomy	0	0	0	0
Adult Arrests	173		Sexual Assault With An Object	0	0	0	0
Juvenile Arrests	7		Fondling	3	0	0	0
Unknown Age	0		Incest	0	0	0	0
Arrests per 100,000 population	N/A		Statutory Rape	0	0	0	0
			Commercial Sex Acts	0	0	0	0
			Involuntary Servitude	0	0	0	0
Average number offenses/incident	1.13		Crimes Against Property				
Domestic Incident Victims			Arson	0	0	0	0
Offense	Reported	Cleared	Bribery	0	0	0	0
Murder and Nonnegligent Manslaughter	0	0	Burglary/Breaking & Entering	7	0	0	0
Aggravated Assault	0	0	Counterfeiting/Forgery	1	0	0	0
Simple Assault	1	1	Destruction/Damage/Vandalism of Property	97	1	0	0
Intimidation	1	0	Embezzlement	0	0	0	0
Stalking	1	0	Extortion/Blackmail	2	0	0	0
Rape	0	0	False Pretenses/Swindle/Confidence Game	12	8	8	0
Sodomy	0	0	Credit Card/Automated Teller Machine Fraud	4	0	0	0
Sexual Assault With An Object	0	0	Impersonation	0	0	0	0
Fondling	0	0	Welfare Fraud	0	0	0	0
Incest	0	0	Wire Fraud	0	0	0	0
Statutory Rape	0	0	Identity Theft	0	0	0	0
Kidnapping/Abduction	0	0	Hacking/Computer Invasion	3	0	0	0
Total	3	1	Robbery	1	1	1	0
			Pocket-picking	0	0	0	0
			Purse-snatching	0	0	0	0
			Shoplifting	0	0	0	0
Group B Arrests			Theft From Building	14	0	0	0
Offense	Adult	Juvenile	Theft From Coin Operated Machine or Device	0	0	0	0
Bad Checks	0	0	Theft From Motor Vehicle	14	0	0	0
Curfew/Loitering/Vagrancy Violations	0	0	Theft of Motor Vehicle Parts/Accessories	1	0	0	0
Disorderly Conduct	4	0	All Other Larceny	60	2	1	0
Driving Under the Influence	34	0	Motor Vehicle Theft	1	0	0	0
Family Offenses (Nonviolent)	0	0	Stolen Property Offenses	1	0	0	0
Liquor Law Violations	53	1	Crimes Against Society				
Peeping Tom	0	0	Drug/Narcotic Violations	38	33	20	4
Trespass of Real Property	8	1	Drug Equipment Violations	38	35	17	1
All Other Offenses	22	0	Betting/Wagering	0	0	0	0
Total Group B	121	2	Operating/Promoting/Assisting Gambling	0	0	0	0
			Gambling Equipment Violations	0	0	0	0
			Sports Tampering	0	0	0	0
			Pornography/Obscene Material	0	0	0	0
			Prostitution	0	0	0	0
			Assisting or Promoting Prostitution	0	0	0	0
			Purchasing Prostitution	0	0	0	0
			Weapon Law Violations	6	4	3	0
			Animal Cruelty	1	0	0	0
			Total Group A Offenses	322	86	52	5

(*) Offenses are counted using the FBI Units of Count for Crime
 (**) The 'Arrests' column shows arrests made during the selected period, regardless of incident date. Arrest counts may be higher than incident counts.
 (***) Negligent Manslaughter now includes the killing of another person associated with driving under the influence, distracted driving (using a cell or smartphone), and reckless driving fatalities.

Valley City Police Department – 2021

2021 Population Estimate		6,268		Offenses (*)		Arrests (**)		
Offense Overview				Group A Offenses	Reported	Cleared	Adult	Juvenile
Offense Total	428			Crimes Against Persons (***)				
Number Cleared	158			Murder and Nonnegligent Manslaughter	0	0	0	0
Percent Cleared	36.92%			Negligent Manslaughter	0	0	0	0
Group A Crimes per 100,000 population	6,828.3			Aggravated Assault	11	6	5	0
				Simple Assault	74	57	20	5
				Intimidation	30	19	5	3
				Stalking	7	0	0	0
				Kidnapping/Abduction	0	0	0	0
Arrest Overview				Rape	2	0	0	0
Total Arrests	185			Sodomy	0	0	0	0
Adult Arrests	140			Sexual Assault With An Object	0	0	0	0
Juvenile Arrests	45			Fondling	9	0	0	0
Unknown Age	0			Incest	0	0	0	0
Arrests per 100,000 population	2,951.5			Statutory Rape	0	0	0	0
				Commercial Sex Acts	0	0	0	0
				Involuntary Servitude	0	0	0	0
Average number offenses/incident	1.22			Crimes Against Property				
Domestic Incident Victims				Arson	0	0	0	0
Offense	Reported	Cleared		Bribery	0	0	0	0
Murder and Nonnegligent Manslaughter	0	0		Burglary/Breaking & Entering	24	5	2	0
Aggravated Assault	7	3		Counterfeiting/Forgery	6	0	0	0
Simple Assault	60	52		Destruction/Damage/Vandalism of Property	45	6	3	2
Intimidation	5	3		Embezzlement	0	0	0	0
Stalking	2	0		Extortion/Blackmail	0	0	0	0
Rape	0	0		False Pretenses/Swindle/Confidence Game	4	4	3	1
Sodomy	0	0		Credit Card/Automated Teller Machine Fraud	6	0	0	0
Sexual Assault With An Object	0	0		Impersonation	0	0	0	0
Fondling	4	0		Welfare Fraud	0	0	0	0
Incest	0	0		Wire Fraud	3	0	0	0
Statutory Rape	0	0		Identity Theft	12	0	0	0
Kidnapping/Abduction	0	0		Hacking/Computer Invasion	1	0	0	0
Total	78	58		Robbery	0	0	0	0
				Pocket-picking	0	0	0	0
				Purse-snatching	0	0	0	0
Group B Arrests				Shoplifting	3	1	0	0
Offense	Adult	Juvenile		Theft From Building	7	1	0	0
Bad Checks	0	0		Theft From Coin Operated Machine or Device	0	0	0	0
Curfew/Loitering/Vagrancy Violations	0	1		Theft From Motor Vehicle	13	1	0	0
Disorderly Conduct	4	1		Theft of Motor Vehicle Parts/Accessories	8	0	0	0
Driving Under the Influence	33	0		All Other Larceny	69	3	0	1
Family Offenses (Nonviolent)	0	14		Motor Vehicle Theft	14	1	1	0
Liquor Law Violations	23	8		Stolen Property Offenses	3	1	0	0
Peeping Tom	0	0		Crimes Against Society				
Trespass of Real Property	4	0		Drug/Narcotic Violations	39	27	12	5
All Other Offenses	17	4		Drug Equipment Violations	31	22	7	1
Total Group B	81	28		Betting/Wagering	0	0	0	0
				Operating/Promoting/Assisting Gambling	1	0	0	0
				Gambling Equipment Violations	0	0	0	0
				Sports Tampering	0	0	0	0
				Pornography/Obscene Material	1	0	0	0
				Prostitution	0	0	0	0
				Assisting or Promoting Prostitution	0	0	0	0
				Purchasing Prostitution	0	0	0	0
				Weapon Law Violations	5	4	1	0
				Animal Cruelty	1	0	0	0
				Total Group A Offenses	428	158	59	17

(*) Offenses are counted using the FBI Units of Count for Crime
 (**) The 'Arrests' column shows arrests made during the selected period, regardless of incident date. Arrest counts may be higher than incident counts.
 (***) Negligent Manslaughter now includes the killing of another person associated with driving under the influence, distracted driving (using a cell or smartphone), and reckless driving fatalities.

Wahpeton Police Department – 2021

2021 Population Estimate		7,725		Offenses (*)		Arrests (**)		
Offense Overview				Reported	Cleared	Adult	Juvenile	
Offense Total	500	Group A Offenses						
Number Cleared	199	Crimes Against Persons (***)						
Percent Cleared	39.80%	Murder and Nonnegligent Manslaughter	1	1	0	0		
Group A Crimes per 100,000 population	6,472.5	Negligent Manslaughter	0	0	0	0		
Arrest Overview				Aggravated Assault	28	18	13	1
Total Arrests	283	Simple Assault	78	49	14	10		
Adult Arrests	222	Intimidation	18	6	5	1		
Juvenile Arrests	61	Stalking	6	3	0	0		
Unknown Age	0	Kidnapping/Abduction	2	1	0	0		
Arrests per 100,000 population	3,663.4	Rape	3	1	0	0		
Average number offenses/incident	1.20	Sodomy	0	0	0	0		
Domestic Incident Victims				Sexual Assault With An Object	0	0	0	0
Offense	Reported	Cleared	Crimes Against Property					
Murder and Nonnegligent Manslaughter	1	1	Arson	2	0	0	0	
Aggravated Assault	9	8	Bribery	0	0	0	0	
Simple Assault	17	10	Burglary/Breaking & Entering	25	8	2	0	
Intimidation	1	1	Counterfeiting/Forgery	7	0	0	0	
Stalking	0	0	Destruction/Damage/Vandalism of Property	109	30	9	1	
Rape	0	0	Embezzlement	0	0	0	0	
Sodomy	0	0	Extortion/Blackmail	0	0	0	0	
Sexual Assault With An Object	0	0	False Pretenses/Swindle/Confidence Game	11	5	6	0	
Fondling	1	0	Credit Card/Automated Teller Machine Fraud	7	0	0	0	
Incest	0	0	Impersonation	0	0	0	0	
Statutory Rape	0	0	Welfare Fraud	0	0	0	0	
Kidnapping/Abduction	1	1	Wire Fraud	0	0	0	0	
Total	30	21	Identity Theft	6	2	0	0	
Group B Arrests				Hacking/Computer Invasion	1	0	0	0
Offense	Adult	Juvenile	Crimes Against Society					
Bad Checks	0	0	Robbery	1	1	0	0	
Curfew/Loitering/Vagrancy Violations	0	6	Pocket-picking	0	0	0	0	
Disorderly Conduct	12	5	Purse-snatching	0	0	0	0	
Driving Under the Influence	26	0	Shoplifting	14	7	6	0	
Family Offenses (Nonviolent)	0	9	Theft From Building	6	0	0	0	
Liquor Law Violations	26	1	Theft From Coin Operated Machine or Device	1	0	0	0	
Peeping Tom	0	0	Theft From Motor Vehicle	17	5	0	2	
Trespass of Real Property	6	1	Theft of Motor Vehicle Parts/Accessories	2	0	0	0	
All Other Offenses	59	13	All Other Larceny	78	9	3	4	
Total Group B	129	35	Motor Vehicle Theft	12	4	0	1	
(*) Offenses are counted using the FBI Units of Count for Crime				Stolen Property Offenses	8	5	3	0
(**) The 'Arrests' column shows arrests made during the selected period, regardless of incident date. Arrest counts may be higher than incident counts.				Crimes Against Society				
(***) Negligent Manslaughter now includes the killing of another person associated with driving under the influence, distracted driving (using a cell or smartphone), and reckless driving fatalities.				Drug/Narcotic Violations	30	28	19	5
				Drug Equipment Violations	16	14	12	1
				Betting/Wagering	0	0	0	0
				Operating/Promoting/Assisting Gambling	0	0	0	0
				Gambling Equipment Violations	0	0	0	0
				Sports Tampering	0	0	0	0
				Pornography/Obscene Material	1	0	0	0
				Prostitution	0	0	0	0
				Assisting or Promoting Prostitution	0	0	0	0
				Purchasing Prostitution	0	0	0	0
				Weapon Law Violations	1	1	1	0
				Animal Cruelty	0	0	0	0
				Total Group A Offenses	500	199	93	27

Watford City Police Department – 2021

2021 Population Estimate		9,301		Offenses (*)		Arrests (**)		
Offense Overview				Group A Offenses	Reported	Cleared	Adult	Juvenile
Offense Total	437			Crimes Against Persons (***)				
Number Cleared	132			Murder and Nonnegligent Manslaughter	0	0	0	0
Percent Cleared	30.21%			Negligent Manslaughter	0	0	0	0
Group A Crimes per 100,000 population	4,698.4			Aggravated Assault	15	9	9	0
Arrest Overview				Simple Assault	76	37	25	2
Total Arrests	235			Intimidation	38	18	5	1
Adult Arrests	222			Stalking	9	0	0	0
Juvenile Arrests	13			Kidnapping/Abduction	0	0	0	0
Unknown Age	0			Rape	3	1	1	0
Arrests per 100,000 population	2,526.6			Sodomy	0	0	0	0
Average number offenses/incident				Sexual Assault With An Object	3	2	0	0
		1.20		Fondling	11	5	0	0
Domestic Incident Victims				Incest	0	0	0	0
Offense	Reported	Cleared		Statutory Rape	1	1	1	0
Murder and Nonnegligent Manslaughter	0	0		Commercial Sex Acts	0	0	0	0
Aggravated Assault	11	7		Involuntary Servitude	0	0	0	0
Simple Assault	40	27		Crimes Against Property				
Intimidation	3	2		Arson	0	0	0	0
Stalking	1	0		Bribery	0	0	0	0
Rape	2	0		Burglary/Breaking & Entering	4	3	0	0
Sodomy	0	0		Counterfeiting/Forgery	5	1	1	0
Sexual Assault With An Object	1	0		Destruction/Damage/Vandalism of Property	39	6	1	0
Fondling	1	1		Embezzlement	0	0	0	0
Incest	0	0		Extortion/Blackmail	0	0	0	0
Statutory Rape	0	0		False Pretenses/Swindle/Confidence Game	28	1	0	0
Kidnapping/Abduction	0	0		Credit Card/Automated Teller Machine Fraud	0	0	0	0
Total	59	37		Impersonation	7	0	0	0
Group B Arrests				Welfare Fraud	0	0	0	0
Offense	Adult	Juvenile		Wire Fraud	4	0	0	0
Bad Checks	0	0		Identity Theft	0	0	0	0
Curfew/Loitering/Vagrancy Violations	0	0		Hacking/Computer Invasion	0	0	0	0
Disorderly Conduct	16	0		Robbery	0	0	0	0
Driving Under the Influence	116	1		Pocket-picking	0	0	0	0
Family Offenses (Nonviolent)	1	0		Purse-snatching	0	0	0	0
Liquor Law Violations	4	2		Shoplifting	11	0	0	0
Peeping Tom	0	0		Theft From Building	0	0	0	0
Trespass of Real Property	1	0		Theft From Coin Operated Machine or Device	0	0	0	0
All Other Offenses	12	1		Theft From Motor Vehicle	6	1	1	0
Total Group B	150	4		Theft of Motor Vehicle Parts/Accessories	0	0	0	0
(*) Offenses are counted using the FBI Units of Count for Crime				All Other Larceny	83	5	0	2
(**) The 'Arrests' column shows arrests made during the selected period, regardless of incident date. Arrest counts may be higher than incident counts.				Motor Vehicle Theft	12	4	2	1
(***) Negligent Manslaughter now includes the killing of another person associated with driving under the influence, distracted driving (using a cell or smartphone), and reckless driving fatalities.				Stolen Property Offenses	1	0	0	0
				Crimes Against Society				
				Drug/Narcotic Violations	33	13	9	3
				Drug Equipment Violations	43	23	16	0
				Betting/Wagering	0	0	0	0
				Operating/Promoting/Assisting Gambling	0	0	0	0
				Gambling Equipment Violations	0	0	0	0
				Sports Tampering	0	0	0	0
				Pornography/Obscene Material	2	0	0	0
				Prostitution	0	0	0	0
				Assisting or Promoting Prostitution	0	0	0	0
				Purchasing Prostitution	0	0	0	0
				Weapon Law Violations	3	2	1	0
				Animal Cruelty	0	0	0	0
				Total Group A Offenses	437	132	72	9

West Fargo Police Department – 2021

2021 Population Estimate		39,704		Offenses (*)		Arrests (**)	
Offense Overview				Reported	Cleared	Adult	Juvenile
Offense Total	1,837						
Number Cleared	697						
Percent Cleared	37.94%						
Group A Crimes per 100,000 population	4,626.7						
Arrest Overview							
Total Arrests	833						
Adult Arrests	635						
Juvenile Arrests	198						
Unknown Age	0						
Arrests per 100,000 population	2,098.0						
Average number offenses/incident	1.24						
Domestic Incident Victims				Crimes Against Property			
Offense	Reported	Cleared		Arson			
Murder and Nonnegligent Manslaughter	0	0		Bribery			
Aggravated Assault	23	14		Burglary/Breaking & Entering	142	10	9
Simple Assault	155	75		Counterfeiting/Forgery	34	7	3
Intimidation	13	8		Destruction/Damage/Vandalism of Property	126	22	4
Stalking	1	1		Embezzlement	12	1	1
Rape	4	1		Extortion/Blackmail	11	0	0
Sodomy	1	1		False Pretenses/Swindle/Confidence Game	48	6	6
Sexual Assault With An Object	0	0		Credit Card/Automated Teller Machine Fraud	26	7	2
Fondling	6	0		Impersonation	13	0	1
Incest	0	0		Welfare Fraud	1	0	0
Statutory Rape	0	0		Wire Fraud	14	1	0
Kidnapping/Abduction	2	1		Identity Theft	37	5	3
Total	205	101		Hacking/Computer Invasion	1	0	0
Group B Arrests				Crimes Against Society			
Offense	Adult	Juvenile		Drug/Narcotic Violations			
Bad Checks	0	0		Drug Equipment Violations	188	151	70
Curfew/Loitering/Vagrancy Violations	0	2		Betting/Wagering	0	0	0
Disorderly Conduct	14	36		Operating/Promoting/Assisting Gambling	1	0	0
Driving Under the Influence	108	1		Gambling Equipment Violations	0	0	0
Family Offenses (Nonviolent)	3	0		Sports Tampering	0	0	0
Liquor Law Violations	41	7		Pornography/Obscene Material	14	4	0
Peeping Tom	0	0		Prostitution	0	0	0
Trespass of Real Property	30	0		Assisting or Promoting Prostitution	0	0	0
All Other Offenses	107	14		Purchasing Prostitution	1	1	0
Total Group B	303	60		Weapon Law Violations	19	15	6
				Animal Cruelty	3	1	0
				Total Group A Offenses	1,837	697	332
							138

(*) Offenses are counted using the FBI Units of Count for Crime
 (**) The 'Arrests' column shows arrests made during the selected period, regardless of incident date. Arrest counts may be higher than incident counts.
 (***) Negligent Manslaughter now includes the killing of another person associated with driving under the influence, distracted driving (using a cell or smartphone), and reckless driving fatalities.

Williston Police Department – 2021

2021 Population Estimate		31,680	Offenses (*)		Arrests (**)	
Offense Overview			Reported	Cleared	Adult	Juvenile
Offense Total	2,084					
Number Cleared	1,032					
Percent Cleared	49.52%					
Group A Crimes per 100,000 population	6,578.3					
Arrest Overview						
Total Arrests	2,106					
Adult Arrests	1,843					
Juvenile Arrests	263					
Unknown Age	0					
Arrests per 100,000 population	6,647.7					
Average number offenses/incident	1.25					
Domestic Incident Victims			Crimes Against Persons (***)			
Offense	Reported	Cleared	Murder and Nonnegligent Manslaughter	Negligent Manslaughter	Aggravated Assault	Simple Assault
Murder and Nonnegligent Manslaughter	0	0	0	0	48	134
Aggravated Assault	48	44	78	57	48	19
Simple Assault	238	171	348	219	134	19
Intimidation	7	2	105	45	12	9
Stalking	0	0	4	0	0	0
Rape	1	0	6	6	3	0
Sodomy	1	1	12	0	0	0
Sexual Assault With An Object	0	0	2	1	0	0
Fondling	5	2	0	0	0	0
Incest	2	0	47	11	3	1
Statutory Rape	0	0	3	0	0	0
Kidnapping/Abduction	6	6	6	2	0	0
Total	308	226	6	2	0	0
Group B Arrests			Crimes Against Property			
Offense	Adult	Juvenile	Arson	Burglary/Breaking & Entering	Counterfeiting/Forgery	Destruction/Damage/Vandalism of Property
Bad Checks	0	0	1	0	0	0
Curfew/Loitering/Vagrancy Violations	0	25	0	0	0	0
Disorderly Conduct	42	91	77	10	2	1
Driving Under the Influence	183	1	35	1	0	0
Family Offenses (Nonviolent)	0	0	137	31	11	6
Liquor Law Violations	28	9	3	1	1	0
Peeping Tom	0	0	0	0	0	0
Trespass of Real Property	12	0	0	0	0	0
All Other Offenses	951	61	0	0	0	0
Total Group B	1,216	187	0	0	0	0
(*) Offenses are counted using the FBI Units of Count for Crime			Crimes Against Society			
(**) The 'Arrests' column shows arrests made during the selected period, regardless of incident date. Arrest counts may be higher than incident counts.			Drug/Narcotic Violations			
(***) Negligent Manslaughter now includes the killing of another person associated with driving under the influence, distracted driving (using a cell or smartphone), and reckless driving fatalities.			Drug Equipment Violations			
			Betting/Wagering			
			Operating/Promoting/Assisting Gambling			
			Gambling Equipment Violations			
			Sports Tampering			
			Pornography/Obscene Material			
			Prostitution			
			Assisting or Promoting Prostitution			
			Purchasing Prostitution			
			Weapon Law Violations			
			Animal Cruelty			
			2,084	1,032	627	76

Wishek Police Department – 2021

2021 Population Estimate		858	Offenses (*)		Arrests (**)	
Offense Overview			Reported	Cleared	Adult	Juvenile
Group A Offenses						
Crimes Against Persons (***)						
Offense Total	21		0	0	0	0
Number Cleared	9		0	0	0	0
Percent Cleared	42.86%		0	0	0	0
Group A Crimes per 100,000 population	2,447.6		0	0	0	0
Murder and Nonnegligent Manslaughter			1	1	1	0
Negligent Manslaughter			1	0	0	0
Aggravated Assault			0	0	0	0
Simple Assault			0	0	0	0
Intimidation			0	0	0	0
Stalking			0	0	0	0
Kidnapping/Abduction			0	0	0	0
Rape			0	0	0	0
Sodomy			0	0	0	0
Sexual Assault With An Object			0	0	0	0
Fondling			0	0	0	0
Incest			0	0	0	0
Statutory Rape			0	0	0	0
Commercial Sex Acts			0	0	0	0
Involuntary Servitude			0	0	0	0
Arrest Overview						
Total Arrests	14					
Adult Arrests	8					
Juvenile Arrests	6					
Unknown Age	0					
Arrests per 100,000 population	1,631.7					
Average number offenses/incident	1.24					
Domestic Incident Victims						
Offense	Reported	Cleared				
Murder and Nonnegligent Manslaughter	0	0				
Aggravated Assault	0	0				
Simple Assault	0	0				
Intimidation	0	0				
Stalking	1	0				
Rape	0	0				
Sodomy	0	0				
Sexual Assault With An Object	0	0				
Fondling	0	0				
Incest	0	0				
Statutory Rape	0	0				
Kidnapping/Abduction	0	0				
Total	1	0				
Group B Arrests						
Offense	Adult	Juvenile				
Bad Checks	0	0				
Curfew/Loitering/Vagrancy Violations	0	0				
Disorderly Conduct	0	1				
Driving Under the Influence	2	0				
Family Offenses (Nonviolent)	0	0				
Liquor Law Violations	0	3				
Peeping Tom	0	0				
Trespass of Real Property	0	0				
All Other Offenses	0	0				
Total Group B	2	4				
Crimes Against Property						
Arson			0	0	0	0
Bribery			0	0	0	0
Burglary/Breaking & Entering			2	0	0	0
Counterfeiting/Forgery			0	0	0	0
Destruction/Damage/Vandalism of Property			0	0	0	0
Embezzlement			0	0	0	0
Extortion/Blackmail			0	0	0	0
False Pretenses/Swindle/Confidence Game			0	0	0	0
Credit Card/Automated Teller Machine Fraud			0	0	0	0
Impersonation			0	0	0	0
Welfare Fraud			0	0	0	0
Wire Fraud			0	0	0	0
Identity Theft			0	0	0	0
Hacking/Computer Invasion			1	0	0	0
Robbery			0	0	0	0
Pocket-picking			0	0	0	0
Purse-snatching			0	0	0	0
Shoplifting			0	0	0	0
Theft From Building			1	0	0	0
Theft From Coin Operated Machine or Device			0	0	0	0
Theft From Motor Vehicle			0	0	0	0
Theft of Motor Vehicle Parts/Accessories			0	0	0	0
All Other Larceny			5	0	0	0
Motor Vehicle Theft			0	0	0	0
Stolen Property Offenses			0	0	0	0
Crimes Against Society						
Drug/Narcotic Violations			4	3	2	1
Drug Equipment Violations			6	5	3	1
Betting/Wagering			0	0	0	0
Operating/Promoting/Assisting Gambling			0	0	0	0
Gambling Equipment Violations			0	0	0	0
Sports Tampering			0	0	0	0
Pornography/Obscene Material			0	0	0	0
Prostitution			0	0	0	0
Assisting or Promoting Prostitution			0	0	0	0
Purchasing Prostitution			0	0	0	0
Weapon Law Violations			0	0	0	0
Animal Cruelty			0	0	0	0
Total Group A Offenses			21	9	6	2

(*) Offenses are counted using the FBI Units of Count for Crime
 (**) The 'Arrests' column shows arrests made during the selected period, regardless of incident date. Arrest counts may be higher than incident counts.
 (***) Negligent Manslaughter now includes the killing of another person associated with driving under the influence, distracted driving (using a cell or smartphone), and reckless driving fatalities.

ND State Highway Patrol – 2021

2021 Population Estimate		N/A	Offenses (*)		Arrests (**)		
Offense Overview			Reported	Cleared	Adult	Juvenile	
Offense Total	1,582						
Number Cleared	1,570						
Percent Cleared	99.24%						
Group A Crimes per 100,000 population	N/A						
Arrest Overview							
Total Arrests	3,194						
Adult Arrests	3,051						
Juvenile Arrests	143						
Unknown Age	0						
Arrests per 100,000 population	N/A						
Average number offenses/incident	1.60						
Domestic Incident Victims			Crimes Against Persons (***)				
Offense	Reported	Cleared	Murder and Nonnegligent Manslaughter	0	0	0	0
Murder and Nonnegligent Manslaughter	0	0	Negligent Manslaughter	5	5	4	0
Aggravated Assault	0	0	Aggravated Assault	12	12	5	0
Simple Assault	7	7	Simple Assault	31	31	23	2
Intimidation	1	1	Intimidation	9	9	4	0
Stalking	0	0	Stalking	0	0	0	0
Rape	0	0	Kidnapping/Abduction	0	0	0	0
Sodomy	0	0	Rape	0	0	0	0
Sexual Assault With An Object	0	0	Sodomy	0	0	0	0
Fondling	0	0	Sexual Assault With An Object	0	0	0	0
Incest	0	0	Fondling	1	1	1	0
Statutory Rape	0	0	Incest	0	0	0	0
Kidnapping/Abduction	0	0	Statutory Rape	0	0	0	0
Total	8	8	Commercial Sex Acts	0	0	0	0
Group B Arrests			Involuntary Servitude	0	0	0	0
Offense	Adult	Juvenile	Crimes Against Property				
Bad Checks	0	0	Arson	0	0	0	0
Curfew/Loitering/Vagrancy Violations	0	0	Bribery	0	0	0	0
Disorderly Conduct	17	0	Burglary/Breaking & Entering	0	0	0	0
Driving Under the Influence	950	9	Counterfeiting/Forgery	13	13	15	0
Family Offenses (Nonviolent)	0	0	Destruction/Damage/Vandalism of Property	8	6	3	0
Liquor Law Violations	694	51	Embezzlement	0	0	0	0
Peeping Tom	0	0	Extortion/Blackmail	0	0	0	0
Trespass of Real Property	0	0	False Pretenses/Swindle/Confidence Game	66	66	50	1
All Other Offenses	377	33	Credit Card/Automated Teller Machine Fraud	0	0	0	0
Total Group B	2,038	93	Impersonation	2	2	0	0
			Welfare Fraud	0	0	0	0
			Wire Fraud	0	0	0	0
			Identity Theft	1	1	0	0
			Hacking/Computer Invasion	0	0	0	0
			Robbery	0	0	0	0
			Pocket-picking	0	0	0	0
			Purse-snatching	0	0	0	0
			Shoplifting	1	1	1	0
			Theft From Building	1	1	0	0
			Theft From Coin Operated Machine or Device	0	0	0	0
			Theft From Motor Vehicle	4	2	1	0
			Theft of Motor Vehicle Parts/Accessories	0	0	0	0
			All Other Larceny	1	1	0	0
			Motor Vehicle Theft	27	20	11	2
			Stolen Property Offenses	21	21	14	2
			Crimes Against Society				
			Drug/Narcotic Violations	649	648	482	27
			Drug Equipment Violations	668	668	368	16
			Betting/Wagering	0	0	0	0
			Operating/Promoting/Assisting Gambling	0	0	0	0
			Gambling Equipment Violations	0	0	0	0
			Sports Tampering	0	0	0	0
			Pornography/Obscene Material	0	0	0	0
			Prostitution	0	0	0	0
			Assisting or Promoting Prostitution	0	0	0	0
			Purchasing Prostitution	0	0	0	0
			Weapon Law Violations	62	62	31	0
			Animal Cruelty	0	0	0	0
			Total Group A Offenses	1,582	1,570	1,013	50

(*) Offenses are counted using the FBI Units of Count for Crime
 (**) The 'Arrests' column shows arrests made during the selected period, regardless of incident date. Arrest counts may be higher than incident counts.
 (***) Negligent Manslaughter now includes the killing of another person associated with driving under the influence, distracted driving (using a cell or smartphone), and reckless driving fatalities.

NIBRS OFFENSE DEFINITIONS

NATIONAL INCIDENT-BASED CRIME REPORTING OFFENSE DEFINITIONS

Offenses in National Incident-Base Reporting System are divided into two groups designated as Group A and Group B crimes. Information on the number of Group A offenses known to law enforcement, the number cleared by arrest or exceptional means, and the number of persons arrested is reported monthly. Arrest data are reported for Group A and Group B offenses.

NOTE: The classifications of these offenses for NIBRS reporting purposes as of 2020 are based on law enforcement investigation as opposed to determination by a court, medical examiner, jury, or other judicial hearing.

GROUP ‘A’ OFFENSES:

ANIMAL CRUELTY

Offense Code **720** (Crimes Against Society)

Intentionally, knowingly, or recklessly taking an action that mistreats or kills any animal without just cause, such as torturing, tormenting, mutilation, maiming, poisoning, or abandonment. Included are instances of duty to provide care, e.g., shelter, food, water, care if sick or injured; transporting or confining an animal in a manner likely to cause injury or death; causing an animal to fight with another; inflicting excessive or repeated unnecessary pain or suffering, e.g., uses objects to beat or injure an animal. This definition does not include proper maintenance of animals for show or sport; use of animals for food, lawful hunting, fishing or trapping.

ARSON

Offense Code **200** (Crimes Against Property)

To unlawfully and intentionally damage, or attempt to damage, any real or personal property by fire or incendiary device.

ASSAULT – AGGRAVATED

Offense Code **13A** (Crimes Against Persons)

An unlawful attack by one person upon another wherein the offender uses or displays a weapon in a threatening manner, or the victim suffers obvious severe or aggravated bodily injury involving apparent broken bones, loss of teeth, possible internal injury, severe laceration, or loss of consciousness.

ASSAULT – SIMPLE

Offense Code **13B** (Crimes Against Persons)

An unlawful physical attack by one person upon another where neither the offender displays a weapon, nor the victim suffers obvious severe or aggravated bodily injury involving apparent broken bones, loss of teeth, possible internal injury, severe laceration, or loss of consciousness.

ASSAULT – INTIMIDATION

Offense Code **13C** (Crimes Against Persons)

To unlawfully place another person in reasonable fear of bodily harm through the use of threatening words and/or other conduct, but without displaying a weapon or subjecting the victim to actual physical attack.

ASSAULT – STALKING

Offense Code **13D** (Crimes Against Persons)

To engage in an intentional pattern of conduct consisting of two or more acts directed at a specific person which frightens, intimidates, or harasses that person, and which serves no legitimate purpose. The course of conduct must be such as would cause a reasonable person to experience fear, intimidation, or harassment.

NOTE: By definition there are no “attempted” assaults, only completed assaults.

BRIBERY (Except Sports Bribery)

Offense Code **510** (Crimes Against Property)

The offering, giving, receiving or soliciting of anything of value (i.e., a bribe, gratuity, or kickback) to sway the judgment or action of a person in a position of trust or influence.

BURGLARY/BREAKING AND ENTERING

Offense Code **220** (Crimes Against Property)

The unlawful entry into a building or other structure with the intent to commit a felony or a theft.

When a hotel, motel, inn or other temporary lodging, or a rental storage facility is burglarized, the number of premises (e.g., rooms, suites, units, storage compartments, etc.) entered must be reported.

Incidental damage resulting from a burglary may be reported under the offense category “Destruction/Damage/Vandalism” if the damage is “substantial”.

COUNTERFEITING/FORGERY

Offense Code **250** (Crimes Against Property)

The altering, copying, or imitation of something, without authority or right, with the intent to deceive or defraud by passing the copy or thing altered or imitated as that which is original or genuine; or the selling, buying, or possession of an altered, copied, or imitated thing with the intent to deceive or defraud.

DESTRUCTION/DAMAGE/VANDALISM OF PROPERTY

Offense Code **290** (Crimes Against Property)

To willfully or maliciously destroy, damage, deface, or otherwise injure real or personal property without the consent of the owner or the person having custody or control of it.

Damage that is incidental to the commission of another offense may be reported separately if the damage is “substantial”, except the incidental damage caused by fighting a fire caused by an arson offense should be indicated as part of the loss caused by burning.

DRUG/NARCOTIC VIOLATIONS (Except “DUI)

Offense Code **35A** (Crimes Against Society)

The unlawful cultivation, manufacture, distribution, sale, purchase, use, possession, transportation or importation of any controlled drug or narcotic substance.

DRUG EQUIPMENT VIOLATIONS

Offense Code **35B** (Crimes Against Society)

The unlawful manufacture, sale, purchase, possession, or transportation of equipment or devices utilized in preparing or using drugs or narcotics

EMBEZZLEMENT

Offense Code **270** (Crimes Against Property)

The unlawful misappropriation by an offender to his/her own use or purpose of money, property, or some other thing of value entrusted to his/her care, custody or control.

EXTORTION/BLACKMAIL

Offense Code **210** (Crimes Against Property)

To unlawfully obtain money, property, or any other thing of value, either tangible or intangible, through the use or threat of force, misuse of authority, threat of criminal prosecution, threat of destruction of reputation or social standing, or through other coercive means.

FRAUD – FALSE PRETENSES/SWINDLE/CONFIDENCE GAME

Offense Code **26A** (Crimes Against Property)

The intentional misrepresentation of existing fact or condition, or the use of some other deceptive scheme or device, to obtain money, goods, or other things of value.

FRAUD – CREDIT CARD/AUTOMATIC TELLER MACHINE FRAUD

Offense Code **26B** (Crimes Against Property)

The unlawful use of a credit (or debit) card or automatic teller machine for fraudulent purposes.

FRAUD – IMPERSONATION

Offense Code **26C** (Crimes Against Property)

Falsely representing one's identity or position, and acting in the character or position thus unlawfully assumed, to deceive others and thereby gain a profit or advantage, enjoy some right or privilege, or subject another person or entity to an expense, charge, or liability that would not have otherwise been incurred.

FRAUD – WELFARE FRAUD

Offense Code **26D** (Crimes Against Property)

The use of deceitful statements, practices, or devices to unlawfully obtain welfare benefits.

FRAUD – WIRE FRAUD

Offense Code **26E** (Crimes Against Property)

The use of an electric or electronic communications facility to intentionally transmit a false and/or deceptive message in furtherance of a fraudulent activity.

FRAUD – IDENTITY THEFT

Offense Code **26F** (Crime Against Property)

Wrongfully obtaining and using another person's personal data (e.g., name, date of birth, Social Security Number, driver's license number, credit card number).

FRAUD – HACKING/COMPUTER INVASION

Offense Code **26G** (Crime Against Property)

Wrongfully gaining access to another person's or institution's computer software, hardware, or network without authorized permissions or security clearances.

GAMBLING – BETTING/WAGERING

Offense Code **39A** (Crimes Against Society)

To unlawfully stake money or something else of value on the happening of an uncertain event or on the ascertainment of a fact in dispute.

GAMBLING – OPERATING/PROMOTING/ASSISTING GAMBLING

Offense Code **39B** (Crimes Against Society)

To unlawfully operate, promote, or assist in the operation of a game of chance, lottery, or other gambling activity.

GAMBLING – GAMBLING EQUIPMENT VIOLATIONS

Offense Code **39C** (Crimes Against Society)

To unlawfully manufacture, sell, buy, possess, or transport equipment, devices, and/or goods used for gambling purposes.

GAMBLING – SPORTS TAMPERING

Offense Code **39D** (Crimes Against Society)

To unlawfully alter, meddle in, or otherwise interfere with a sporting contest or event for the purpose of gaining a gambling advantage.

HOMICIDE – MURDER AND NON-NEGLIGENT MANSLAUGHTER

Offense Code **09A** (Crimes Against Persons)

The willful (non-negligent) killing of one human being by another.

“Assault to Murder” and Attempted Murder” are to be reported as Aggravated Assault.

HOMICIDE – NEGLIGENT MANSLAUGHTER

Offense Code **09B** (Crimes Against Persons)

The killing of another person through negligence. The offense does not include “Vehicular Manslaughter” which is reportable as offense 09E.

HUMAN TRAFFICKING – COMMERCIAL SEX ACTS

Offense Code **64A** (Crime Against Person)

Inducing a person by force, fraud, or coercion to participate in commercial sex acts, or in which the person induced to perform such act(s) has not attained 18 years of age.

HUMAN TRAFFICKING – INVOLUNTARY SERVITUDE

Offense Code **64B** (Crime Against Person)

The obtaining of a person(s) through recruitment, harboring, transportation, or provision, and subjecting such persons by force, fraud, or coercion into involuntary servitude, peonage, debt bondage, or slavery (not to include commercial sex acts).

KIDNAPPING/ABDUCTION

Offense Code **100** (Crimes Against Persons)

The unlawful seizure, transportation, and/or detention of a person against his/her will, or of a minor without the consent of his/her custodial parent(s) or legal guardian(s).

LARCENY/THEFT – POCKET-PICKING

Offense Code **23A** (Crimes Against Property)

The theft of articles from another person's physical possession by stealth where the victim usually does not become immediately aware of the theft.

LARCENY/THEFT – PURSE-SNATCHING

Offense Code **23B** (Crimes Against Property)

The grabbing or snatching of a purse, handbag, etc., from the physical possession of another person.

LARCENY/THEFT – SHOPLIFTING

Offense Code **23C** (Crimes Against Property)

The theft, by someone other than an employee of the victim, of goods or merchandise exposed for sale.

LARCENY/THEFT – THEFT FROM BUILDING

Offense Code **23D** (Crimes Against Property)

A theft from within a building which is either open to the general public or to which the offender has legal access.

LARCENY/THEFT – THEFT FROM COIN-OPERATED MACHINE OR DEVICE

Offense Code **23E** (Crimes Against Property)

A theft from a machine or device that is operated or activated by the use of coins.

LARCENY/THEFT – THEFT FROM MOTOR VEHICLE

Offense Code **23F** (Crimes Against Property)

The theft of articles from a motor vehicle, whether locked or unlocked. (Except "Theft of Motor Vehicle. Parts or Accessories")

LARCENY/THEFT – THEFT OF MOTOR VEHICLE PARTS OR ACCESSORIES

Offense Code **23G** (Crimes Against Property)

The theft of any part or accessory affixed to the interior or exterior of a motor vehicle in a manner which would make the item an attachment of the vehicle or necessary for its operation.

LARCENY/THEFT – ALL OTHER LARCENY

Offense Code **23H** (Crimes Against Property)

All thefts that do not fit any of the definitions of the specific subcategories of Larceny/Theft listed above.

This subcategory includes thefts from fenced enclosures, boats and airplanes. Thefts of animals, lawn mowers, lawn furniture, hand tools, and farm and construction equipment are also included where no break-in of a structure is involved.

MOTOR VEHICLE THEFT

Offense Code **240** (Crimes Against Property)

The theft of a motor vehicle, including automobiles, buses, recreational vehicles, trucks, and other motor vehicles.

PORNOGRAPHY/OBSCENE MATERIAL

Offense Code **370** (Crimes Against Society)

The violation of laws or ordinances prohibiting the manufacture, publishing, sale, purchase, or possession of sexually explicit material, e.g., literature, photographs, etc.

PROSTITUTION

Offense Code **40A** (Crimes Against Society)

To unlawfully engage in sexual relations for profit.

PROSTITUTION – ASSISTING OR PROMOTING

Offense Code **40B** (Crimes Against Society)

To solicit customers or transport persons for prostitution purposes; to own, manage, or operate a dwelling or other establishment for the purpose of providing a place where prostitution is performed; or to otherwise assist or promote prostitution.

PROSTITUTION – PURCHASING

Offense Code **40C** (Crime Against Society)

To purchase or trade anything of value for commercial sex acts.

ROBBERY

Offense Code **120** (Crimes Against Property)

The taking or attempting to take anything of value under confrontational circumstances from the control, custody, or care of another person by force or threat of force or violence and/or by putting the victim in fear of immediate harm.

Because some type of assault is an element of the crime of Robbery, an assault should not be reported as a separate crime as long as it was performed in furtherance of the robbery. However, if the injury results in death, a Homicide Offense must also be reported.

In a bank robbery, the primary victim would be the “Financial Institution,” but the teller toward whom the robber pointed the gun and made a demand should also be reported as a victim.

SEX OFFENSES – RAPE (Except “Statutory Rape”)

Offense Code **11A** (Crimes Against Persons)

The carnal knowledge of a person, without the consent of the victim, including instances where the victim is incapable of giving consent because of his/her age or because of his/her temporary or permanent mental or physical incapacity.

SEX OFFENSES – SODOMY

Offense Code **11B** (Crimes Against Persons)

Oral or anal sexual intercourse with another person, without the consent of the victim, including instances where the victim is incapable of giving consent because of his/her age or because of his/her temporary or permanent mental or physical incapacity.
(This includes members of the same sex.)

SEX OFFENSES – SEXUAL ASSAULT WITH AN OBJECT

Offense Code **11C** (Crimes Against Persons)

To use an object or instrument to unlawfully penetrate, however slightly, the genital or anal opening of the body of another person, without the consent of the victim, including instances where the victim is incapable of giving consent because of his/her age or because of his/her temporary or permanent mental or physical incapacity.

SEX OFFENSES – FONDLING

Offense Code **11D** (Crimes Against Persons)

The touching of the private body parts of another person for the purpose of sexual gratification, without consent of the victim including instances where the victim is incapable of giving consent because of his/her age or because of his/her temporary or permanent mental or physical incapacity.

SEX OFFENSES, NON-FORCIBLE – INCEST

Offense Code **36A** (Crimes Against Persons)

Non-forcible sexual intercourse between persons who are related to each other within the degrees wherein marriage is prohibited by law.

SEX OFFENSES, NON-FORCIBLE – STATUTORY RAPE

Offense Code **36B** (Crimes Against Persons)

Non-forcible sexual intercourse with a person who is under the statutory age of consent.

“With the consent of the victim” is an element of Statutory Rape. In addition, there is no force or coercion used in Statutory Rape; the act is not an attack.

STOLEN PROPERTY OFFENSES

Offense Code **280** (Crimes Against Property)

Receiving, buying, selling, possessing, concealing, or transporting any property with the knowledge that it has been unlawfully taken, as by Burglary, Embezzlement, Fraud, Larceny/Theft, Robbery, etc.

WEAPON LAW VIOLATIONS

Offense Code **520** (Crimes Against Society)

The violation of laws or ordinances prohibiting the manufacture, sale, purchase, transportation, possession, concealment, or use of firearms, cutting instruments, explosives, incendiary devices or other deadly weapons.

GROUP ‘B’ OFFENSES:

BAD CHECKS (Except counterfeited or forged checks)

Offense Code **90A** (Crimes Against Property)

Knowingly and intentionally writing and/or negotiating checks drawn against insufficient or nonexistent funds.

CURFEW/LOITERING/VAGRANCY

Offense Code **90B** (Crimes Against Society)

The violation of a court order, regulation, ordinance, or law requiring the withdrawal of persons from the streets of other specified areas; prohibiting persons from remaining in an area or place in an idle or aimless manner; or prohibiting persons from going from place to place without visible means of support.

DISORDERLY CONDUCT

Offense Code **90C** (Crimes Against Society)

Any behavior that tends to disturb the public peace or decorum, scandalizes the community, or shock the public sense of morality.

DRIVING UNDER THE INFLUENCE

Offense Code **90D** (Crimes Against Society)

Driving or operating a motor vehicle or common carrier while mentally or physically impaired as the result of consuming an alcoholic beverage or using a drug or narcotic. This offense includes being in “Actual Physical Control.”

DRUNKENNESS (Except DUI)

Offense Code **90E** (This is not a crime.)

To drink alcoholic beverages to the extent that one’s mental faculties and physical coordination are substantially impaired.

FAMILY OFFENSE, NON-VIOLENT

Offense Code **90F** (Crimes Against Persons and Society)

Unlawful, nonviolent acts by a family member (or legal guardian) that threaten the physical, mental, or economic well-being or morals of another family member, and that are not classifiable as other offenses, such as Assault, Incest, Statutory Rape, etc.

This offense includes: Abandonment; Desertion; Neglect; Nonsupport; Nonviolent Abuse; or Non-Violent Cruelty to other family members. It also includes the nonpayment of court-ordered alimony, as long as it is not considered Contempt of Court within the reporting jurisdiction. Do not include victims of these offenses who are taken into custody for their own protection.

LIQUOR LAW VIOLATIONS (Except DUI and Drunkenness)

Offense Code **90G** (Crimes Against Society)

The violation of laws or ordinances prohibiting the manufacture, sale, purchase, transportation, possession, or use of alcoholic beverages.

PEEPING TOM

Offense Code **90H** (Crimes Against Society)

To secretly look through a window, doorway, keyhole, or other aperture for the purpose of voyeurism.

TRESPASS ON REAL PROPERTY

Offense Code **90J** (Crimes Against Society)

To unlawfully enter land, a dwelling, or other real property.

ALL OTHER OFFENSES

Offense Code **90Z** (Crimes Against Persons, Property and Society)

All crimes that are not Group A offenses and not included in one of the specifically named Group B crime categories listed above.

Traffic offenses, except for Hit and Run, are excluded.

**FULL-TIME LAW
ENFORCEMENT EMPLOYEES**

**NUMBER OF FULL-TIME LAW ENFORCEMENT EMPLOYEES
REPORTED BY UCR AGENCIES
AS OF OCTOBER 31, 2021**

Agency	Law Enforcement Officers		Civilian Personnel		Total Full-Time			Population
	Male	Female	Male	Female	Male	Female	Total	
Adams SO	5	0	0	1	5	1	6	2,169
Barnes SO	8	0	0	2	8	2	10	4,051
Valley City PD	14	1	0	2	14	3	17	6,268
Benson SO	4	0	0	0	4	0	4	6,759
Billings SO	6	0	0	0	6	0	6	775
Medora PD	2	0	0	0	2	0	2	125
Bottineau SO	11	0	3	6	14	6	20	6,261
Bowman SO	4	0	0	1	4	1	5	1,395
Bowman PD	4	0	0	0	4	0	4	1,571
Burke SO	5	1	0	0	5	1	6	1,847
Powers Lake PD	2	0	0	0	2	0	2	284
Burleigh SO	48	3	1	8	49	11	60	18,178
Bismarck PD	114	12	12	18	126	30	156	75,396
Lincoln PD	5	3	0	0	5	3	8	4,052
Bismarck State PD *	2	1	0	0	2	1	3	
Cass SO	83	21	19	24	102	45	147	20,297
Fargo PD	155	25	1	18	156	43	199	127,313
West Fargo PD	61	7	1	12	62	19	81	39,704
NDSU PD *	10	5	1	1	11	6	17	
Cavalier SO	5	0	1	5	6	5	11	3,680
Dickey SO	4	0	0	1	4	1	5	1,845
Ellendale PD	2	0	0	0	2	0	2	1,160
Oakes PD	3	0	0	0	3	0	3	1,639
Divide SO	5	0	0	1	5	1	6	2,295
Dunn SO	21	1	0	2	21	3	24	3,356
Killdeer PD	5	0	0	0	5	0	5	1,209
Eddy SO	5	0	0	1	5	1	6	2,155
Emmons SO	5	0	0	1	5	1	6	3,149
Foster SO	3	0	0	0	3	0	3	1,202
Carrington PD	4	1	0	0	4	1	5	1,940
Golden Valley SO	4	0	0	1	4	1	5	1,740
Grand Forks SO	31	2	0	7	31	9	40	10,985
Grand Forks PD	82	12	6	14	88	26	114	56,253
Northwood PD	2	0	0	0	2	0	2	879
Emerado PD	1	0	0	0	1	0	1	464
Thompson PD	1	0	0	0	1	0	1	1,031
UND PD *	16	2	0	1	16	3	19	
Grant SO	4	1	0	0	4	1	5	2,194
Griggs SO	1	1	0	0	1	1	2	2,183
Hettinger SO	5	2	0	1	5	3	8	2,431
Kidder SO	2	1	0	0	2	1	3	1,754
Steele PD	1	0	0	0	1	0	1	701
LaMoure SO	4	1	0	1	4	2	6	3,132
LaMoure PD	1	0	0	0	1	0	1	884
Logan SO	3	0	0	0	3	0	3	1,110
Napoleon PD	1	0	0	0	1	0	1	756
McHenry SO	6	2	0	0	6	2	8	5,716
McIntosh SO	2	1	0	0	2	1	3	1,545
Wishek PD	2	0	0	0	2	0	2	858
McKenzie SO	32	10	0	20	32	30	62	7,323
Watford City PD	18	3	0	6	18	9	27	9,301
McLean SO	25	1	7	6	32	7	39	7,985
Garrison PD	2	1	0	0	2	1	3	1,458
Mercer SO	14	2	10	10	16	12	28	2,685
Beulah PD	6	0	0	1	6	1	7	3,129
Hazen PD	4	1	0	0	4	1	5	2,322
Morton SO	33	6	0	0	33	6	39	8,577
Mandan PD	31	9	4	3	35	12	47	23,292

* Included in City's Population

Agency	Law Enforcement Officers		Civilian Personnel		Total Full-Time			Population
	Male	Female	Male	Female	Male	Female	Total	
Mountrail SO	9	2	4	8	13	10	23	5,226
New Town PD	3	3	0	1	3	4	7	2,706
Stanley PD	4	0	0	0	4	0	4	2,885
Nelson SO	4	1	0	1	4	2	6	2,753
Oliver SO	4	0	0	1	4	1	5	1,931
Pembina SO	9	0	4	1	13	1	14	4,667
Cavalier PD	3	0	0	0	3	0	3	1,190
Drayton PD	0	0	0	0	0	0	0	719
Pierce SO	4	0	18	16	22	16	38	1,343
Rugby PD	4	0	0	0	4	0	4	2,538
Ramsey SO	9	0	0	1	9	1	10	4,124
Devils Lake PD	15	4	1	1	16	5	21	7,237
Ransom SO	5	0	0	1	5	1	6	3,136
Lisbon PD	4	0	0	0	4	0	4	2,002
Renville SO	5	2	0	1	5	3	8	2,260
Richland SO	13	2	5	15	18	17	35	8,385
Wahpeton PD	12	4	0	2	12	6	18	7,725
NDSCS PD *	2	1	0	0	2	1	3	
Rolette SO	8	0	9	7	17	7	24	11,533
Dunseith PD	3	0	0	0	3	0	3	767
Rolla PD	4	0	0	0	4	0	4	1,271
Rolette PD	2	0	0	0	2	0	2	585
Sargent SO	5	0	0	1	5	1	6	3,917
Sheridan SO	3	0	0	1	3	1	4	1,269
Sioux SO	1	0	0	0	1	0	1	4,168
Slope SO	1	0	0	0	1	0	1	748
Stark SO	25	3	0	5	25	8	33	8,784
Dickinson PD	35	7	1	21	36	28	64	24,179
Steele SO	3	0	0	0	3	0	3	1,877
Stutsman SO	11	2	0	2	11	4	15	5,519
Jamestown PD	25	2	0	4	25	6	31	14,879
Towner SO	6	0	0	1	6	1	7	2,091
Traill SO	9	1	1	3	10	4	14	7,931
Walsh SO	11	1	4	4	15	5	20	6,298
Grafton PD	5	1	0	1	5	2	7	4,055
Ward SO	35	7	34	28	69	35	104	16,750
Kenmare PD	1	1	0	0	1	1	2	1,019
Minot PD	60	15	2	11	62	26	88	48,086
Burlington PD	3	0	0	0	3	0	3	1,213
Surrey PD	1	1	0	0	1	1	2	1,460
Berthold PD	1	0	0	0	1	0	1	494
Wells SO	4	0	0	1	4	1	5	2,089
Harvey PD	3	1	0	0	3	1	4	1,568
Williams SO	34	6	18	31	52	37	89	6,734
Tioga PD	4	1	0	1	4	2	6	1,405
Williston PD	65	10	1	15	66	25	91	31,680
Ray PD	1	0	0	0	1	0	1	989
Highway Patrol	148	7	10	24	158	31	189	
Total	1,562	224	170	385	1,731	610	2,341	774,948

* Included in City's Population