



## Tobacco Use Supplement Current Population Survey (TUS-CPS)

### Data Brief: Select Estimates from September 2022 Data Collection

The Tobacco Use Supplement to the Current Population Survey (TUS-CPS) provides cross-sectional, nationally representative estimates of tobacco use behaviors, including current tobacco use and tobacco use history; various tobacco product characteristics; and cessation attempts and methods used to quit. This data brief highlights weighted percentages for a select set of tobacco use behaviors. Data from September 2022, the first month of the 2022-2023 survey wave, include 39,558 U.S. adults. The data are available now: [cancercontrol.cancer.gov/brp/tcrb/tus-cps/results/2022-2023](https://cancercontrol.cancer.gov/brp/tcrb/tus-cps/results/2022-2023)

The initial release includes only September 2022 data. Please note that to obtain reliable state-level estimates, all three months of data (September 2022, January 2023, and May 2023) are required. Weighted estimates obtained using all three months of data may slightly vary from those obtained using only September 2022 data.

Tobacco Product	Prevalence of Current Use (%)	
	All Adults	18-24 years
Any	14.6	12.6
Cigarettes	9.4	3.8
E-cigarettes	3.2	8.6
Cigars	2.5	2.0
Smokeless Tobacco	1.3	0.8
Hookah	0.4	0.4
Pipe	0.2	0.0
Heated Tobacco	0.1	0.2
Multiple Products	2.1	3.2

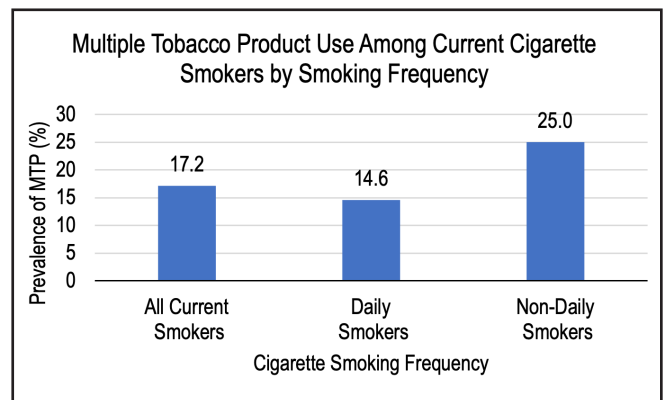
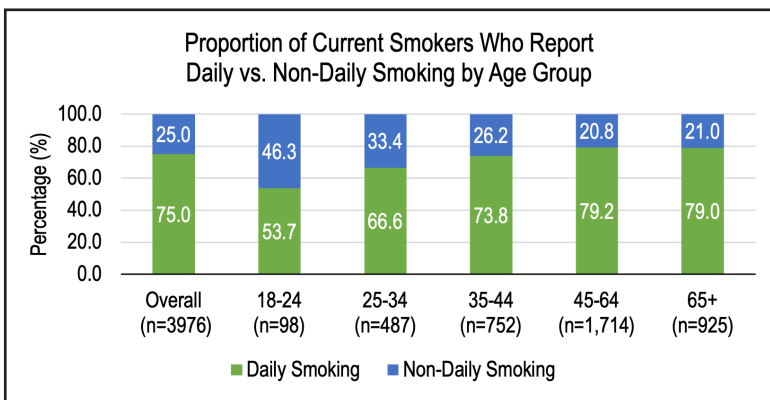
### Current Use of Tobacco Products

According to September 2022 data, 14.6% of U.S. adults reported any current tobacco use. Among all adults, the most commonly used tobacco product was cigarettes (9.4%), while among a subsample of young adults aged 18-24, the most commonly used tobacco product was e-cigarettes (8.6%). Current use of multiple tobacco products was more common among young adults compared to adults overall (3.2% vs. 2.1%, respectively).

Any current tobacco product use is defined as using at least one of these products every day or some days. Current cigarette smoking is defined as smoking at least 100 cigarettes and currently smoking every day or some days. Current use of other tobacco products is defined as using non-cigarette products every day or some days. Current use of multiple tobacco products is defined as using more than one type of product every day or some days

NOTE: A corrected version of the Data Brief was posted on April 1, 2024 to replace the file posted in February 2024. The correction changed the Prevalence of Current Use data points to reflect weighted values.

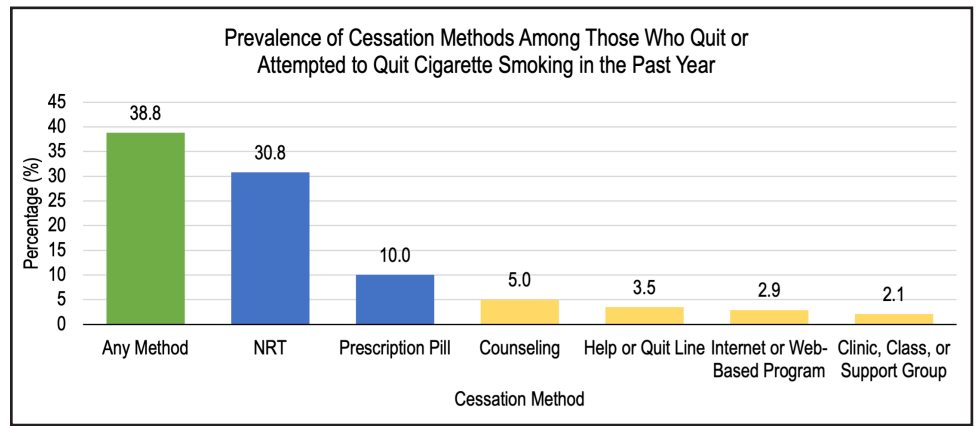
### Smoking Frequency



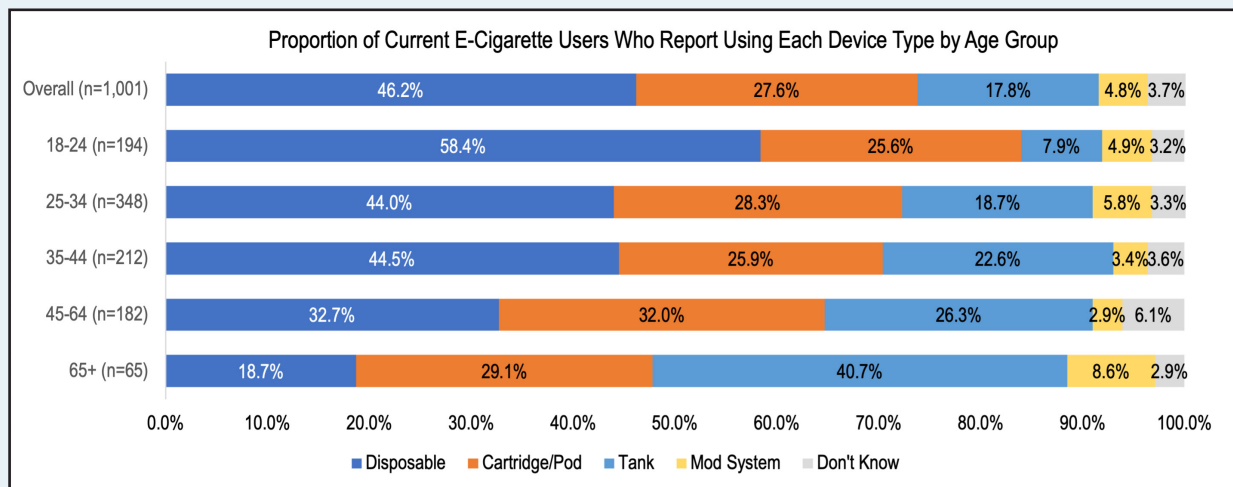
Across all age groups, most cigarette smokers reported smoking daily. The proportion of adults currently smoking who reported daily use was larger in older age groups (left). Nearly twice as many non-daily smokers reported using multiple tobacco products compared to daily smokers (right).

## Recent Quit Attempts

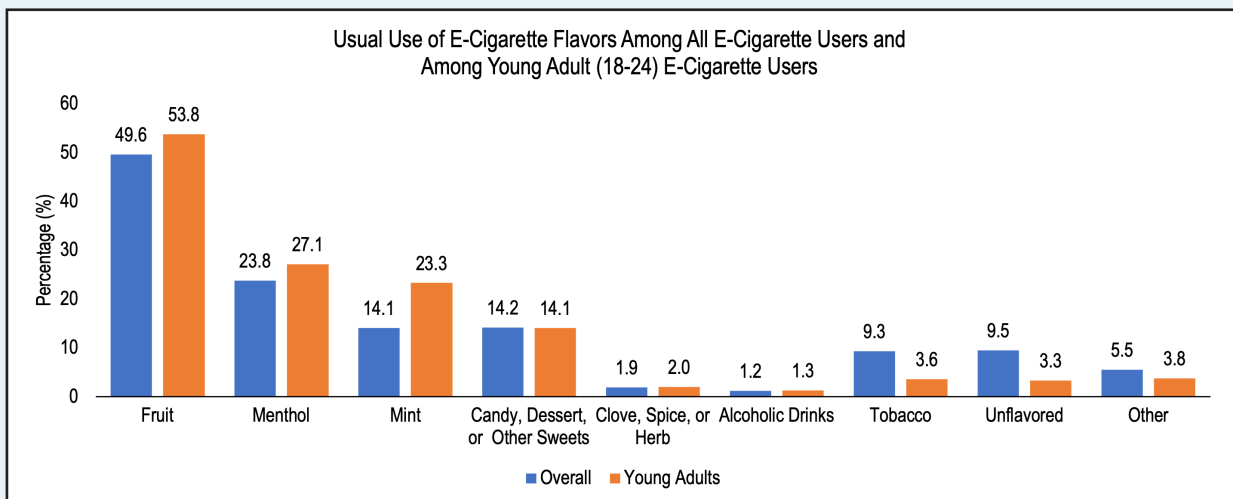
42.1% of 3,983 respondents who smoked cigarettes 12 months prior to the survey made a quit attempt in the past year; of those, 38.8% used a cessation method during their quit attempt, and 61.2% did not. Pharmaceutical options (blue) were reported more often than behavioral options (yellow).



## E-Cigarette Device Types and Flavors



Across most age groups, the most used e-cigarette device type was disposable. However, among adults 65 and older, the most used device type was tank e-cigarettes. This is a shift from 2018-2019, when the most used device types were cartridges and tanks.



In September 2022, among all e-cigarette users and among e-cigarette users between 18 and 24 years old, the most used e-cigarette flavors were fruit (49.6% among adults overall; 53.8% among young adults) and menthol (23.8% overall; 27.1% young adults).