

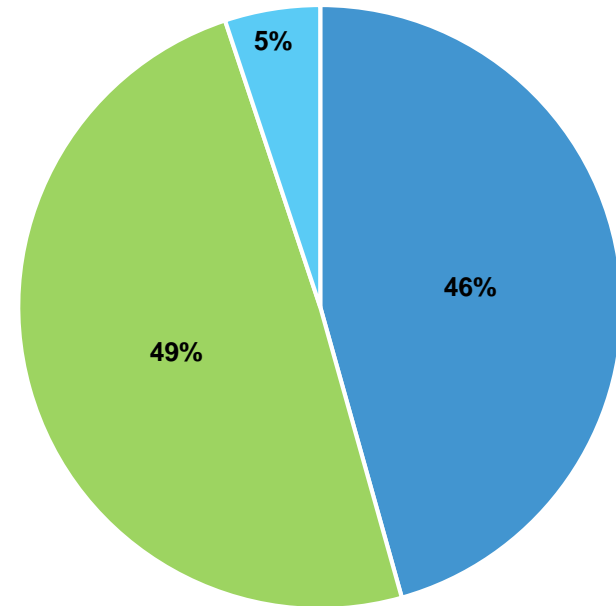
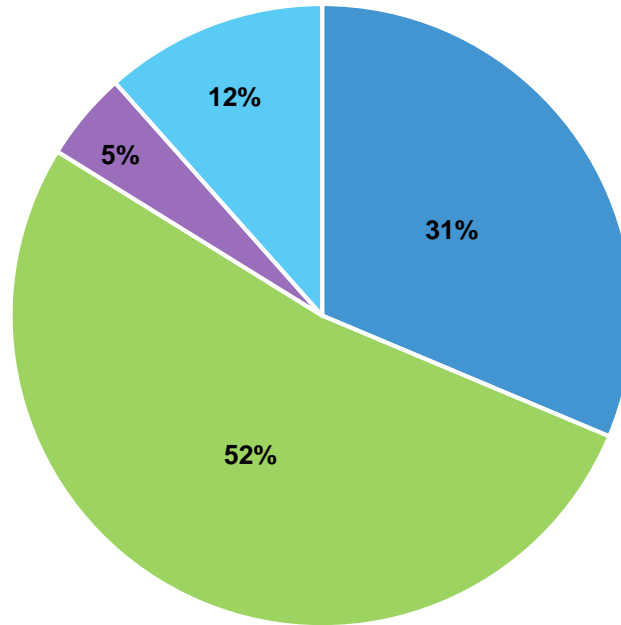
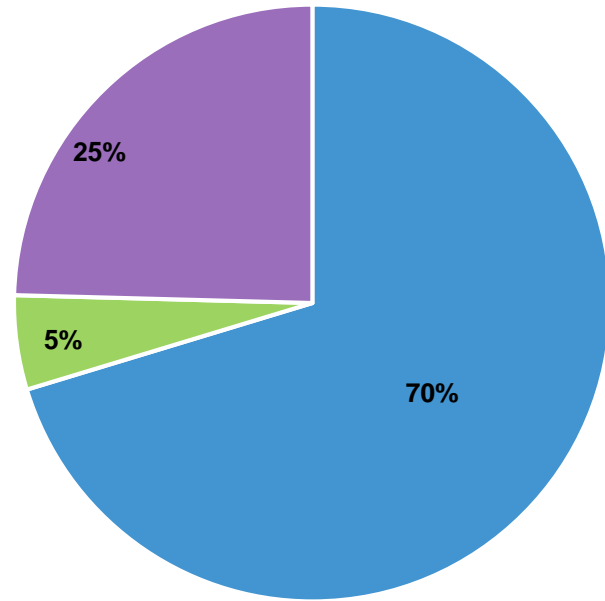


Investor Distribution- CAS 2017-Co6 Group 1

1M-1 Investor base by type

1M-2 Investor base by type

1B-1 Investor base by type



■ Asset Manager ■ Depository Institution/Bank ■ Hedge Fund/Private Equity ■ Insurance Company ■ REIT

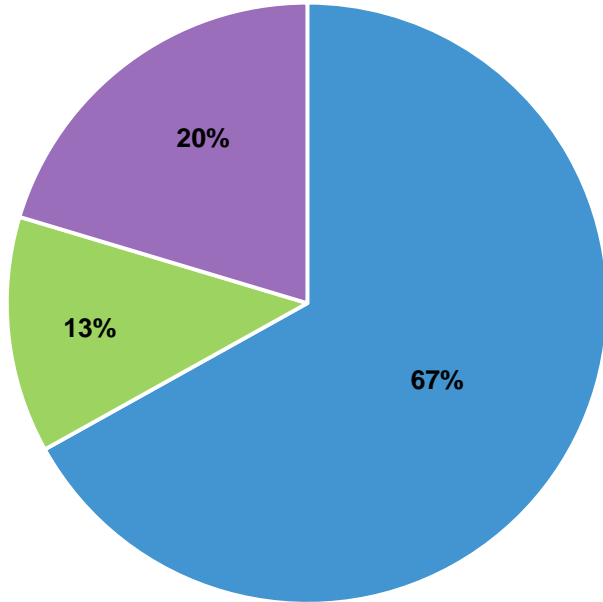
Investor Type	1M-1	1M-2	1B-1
Asset Manager	70%	31%	46%
Depository Institution/Bank	0%	0%	0%
Hedge Fund/Private Equity	5%	52%	49%
Insurance Company	25%	5%	0%
REIT	0%	12%	5%

- Asset Manager includes pension funds, mutual funds, sovereign wealth funds and foundations/endowments, state/local government.
- Numbers may not foot due to rounding.

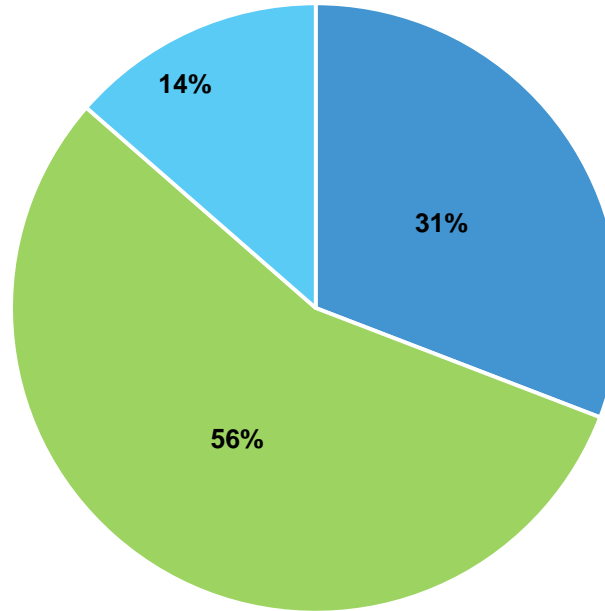


Investor Distribution- CAS 2017-Co6 Group 2

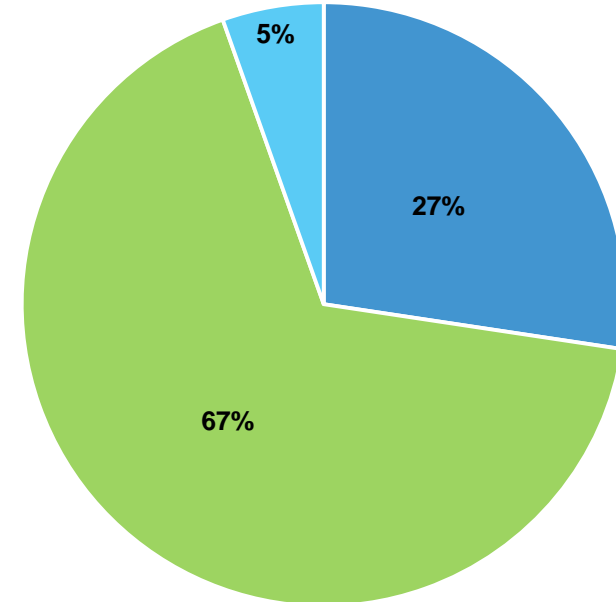
2M-1 Investor base by type



2M-2 Investor base by type



2B-1 Investor base by type



■ Asset Manager ■ Depository Institution/Bank ■ Hedge Fund/Private Equity ■ Insurance Company ■ REIT

Investor Type	2M-1	2M-2	2B-1
Asset Manager	67%	31%	27%
Depository Institution/Bank	0%	0%	0%
Hedge Fund/Private Equity	13%	56%	67%
Insurance Company	20%	13%	0%
REIT	0%	0%	5%

- Asset Manager includes pension funds, mutual funds, sovereign wealth funds and foundations/endowments, state/local government.
- Numbers may not foot due to rounding.