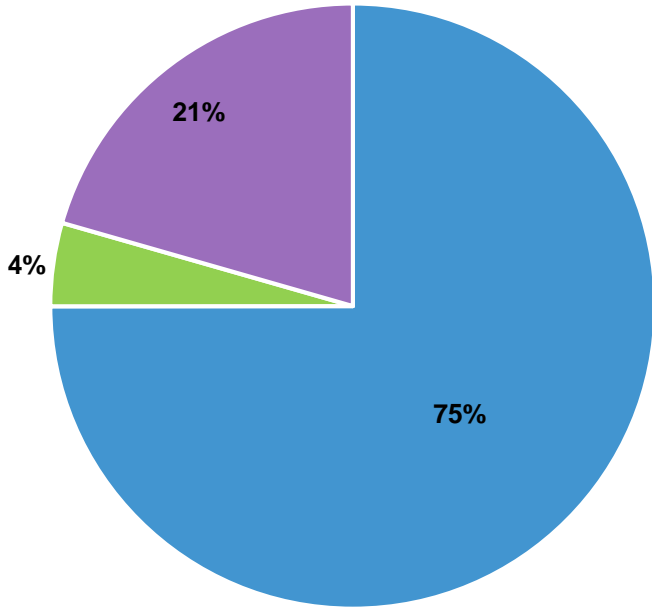


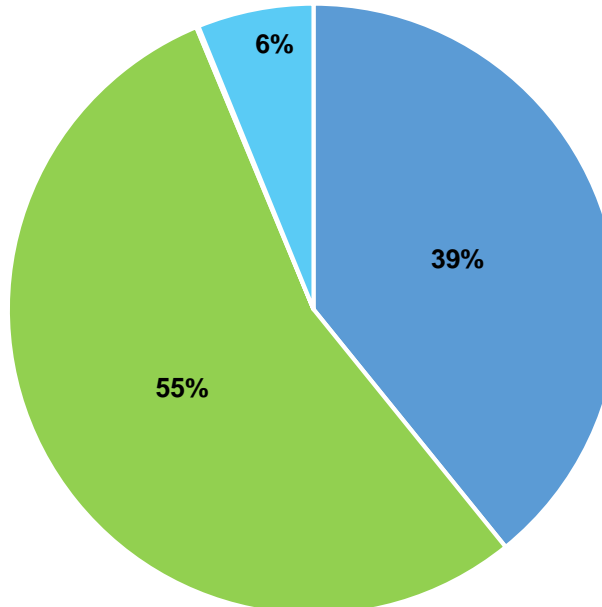


Investor Distribution- CAS 2018-Co1

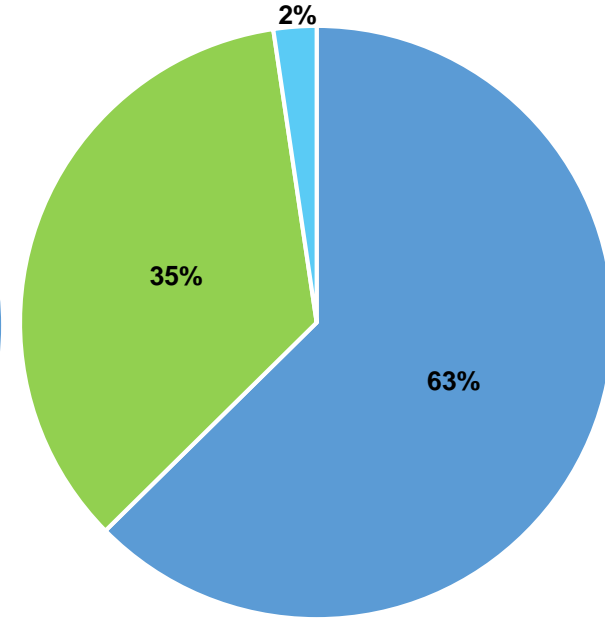
1M-1 Investor base by type



1M-2 Investor base by type



1B-1 Investor base by type



■ Asset Manager ■ Depository Institution/Bank ■ Hedge Fund/Private Equity ■ Insurance Company ■ REIT

Investor Type	1M-1	1M-2	1B-1
Asset Manager	75%	39%	63%
Hedge Fund/Private Equity	4%	55%	35%
Insurance Company	21%	<1%	0%
REIT	0%	6%	2%

- Asset Manager includes pension funds, mutual funds, sovereign wealth funds and foundations/endowments, state/local government.
- Numbers may not foot due to rounding.