



Higher Education Matters

Healthcare Workforce Investment Fund

Healthcare Program Incentive Application Evaluation

SCORES & FEEDBACK

Program: _____

Evaluator: _____

Evaluation Form Instructions

Data-Based Items

These items will be completed using the HWIF Tableau Dashboard or through other relevant data sources.

Likert-Scale Items

Read each item carefully to ensure you understand what is being asked. Carefully examine each criterion listed under the relevant qualitative assessment level. Determine how well the proposal meets the criteria. Based on your assessment, assign a rating from the five levels—Outstanding, Very Good, Acceptable, Marginal, and Poor. Refer to the descriptions below for each level to ensure your rating accurately reflects the proposal’s quality.

Qualitative Assessment	Description
Outstanding	Criterion is fully addressed, highly developed, and thoroughly substantiated
Very Good	Criterion is well addressed with necessary details and clear support
Acceptable	Criterion is addressed but lacks necessary detail and/or support
Marginal	Criterion is minimally addressed and lacks necessary detail and/or support
Poor	Criterion is not addressed <u>or</u> does not meet the legislative intent of KRS 164.0403.

Comments

Evaluators should provide additional insights or specific observations in the 'Comments' box, which can help CPE staff in discussions and decision-making.











Demand of Credential

Data-Based Item	0% - 4% (2 points)	5% - 9% (4 points)	10% - 14% (6 points)	15% - 19% (8 points)	≥ 20% (10 points)
Based on the Labor Workforce Area data, what is the percent change in demand for the healthcare credential in the geographic area? <i>Note: Award 0 points if there is a negative percent change.</i>					
Evaluation Criteria <i>(Likert-Scale Items)</i>	Poor (2 points)	Marginal (4 points)	Acceptable (6 points)	Very Good (8 points)	Outstanding (10 points)
The application provides strong evidence of the workforce demands and capacity for the healthcare credential.					

Points Total (out of 20) _____

Comments
















Geographic Area Served by the Healthcare Academic Program

Evaluation Criteria <i>(Likert-Scale Items)</i>	Poor (2 points)	Marginal (4 points)	Acceptable (6 points)	Very Good (8 points)	Outstanding (10 points)
The program has viable structures in place to recruit and retain students from a geographically underserved county or region.					
The program serves workforce demands and capacity for a healthcare credential in a historically underserved county or region.					

Points Total (out of 20) _____

Comments











Dedication to Student Success

Evaluation Criteria <i>(Likert-Scale Items)</i>	Poor (2 points)	Marginal (4 points)	Acceptable (6 points)	Very Good (8 points)	Outstanding (10 points)
The program demonstrates a dedication to student retention through the strategies implemented.					
The program has viable career development and/or job placement partnerships in place.					
The program offers impactful simulated and/or clinical setting learning experiences to students.					

Points Total (out of 30) _____

Comments






% Increase in Student Completion of Program

Data-Based Item	≤ 40% (2 points)	41% - 60% (4 points)	61% – 80% (6 points)	81% – 90% (8 points)	91% – 100% (10 points)
What is the program's graduation rate?					
Data-Based Item	≤ 0.50% (2 points)	Between 0.51% and 1.0% (4 points)	Between 1.1% and 1.50% (6 points)	Between 1.51% and 2.0% (8 points)	≥ 2.0% (10 points)
When averaged over the past five years, has the program's graduation rate increased? <i>Note: Award 0 points if the rate has decreased.</i>					

Points Total (out of 20) _____

Comments

Graduates' Passage Rate of Credential Examination

Data-Based Item	≤ 80% (2 point)	81% - 85% (4 points)	86% – 90% (6 points)	91% – 95% (8 points)	96% – 100% (10 points)
What is the first-time passage rate of graduates of the healthcare credential examination?					

Points Total (out of 10) _____

Comments

TOTAL COMPOSITE SCORE					
Demand of Credential <i>(Page 2 Total Score)</i>	Geographic Area of Partnership <i>(Page 3 Total Score)</i>	Dedication to Student Success <i>(Page 4 Total Score)</i>	% Increase in Student Completion of Program <i>(Page 5 Total Score)</i>	Graduates' Passage Rate of Credential Examination <i>(Page 6 Total Score)</i>	

Maximum Composite Score = 100