



# ANNUAL STATEMENT

For the Year Ended December 31, 2016  
of the Condition and Affairs of the

## Metropolitan Direct Property and Casualty Insurance Company

NAIC Group Code.....241, 241 (Current Period) (Prior Period)	NAIC Company Code..... 25321	Employer's ID Number..... 23-1903575
Organized under the Laws of RI	State of Domicile or Port of Entry RI	Country of Domicile US
Incorporated/Organized..... May 24, 1949	Commenced Business..... June 1, 1949	
Statutory Home Office	700 Quaker Lane..... Warwick ..... RI ..... US ..... 02886-6669 <i>(Street and Number) (City or Town, State, Country and Zip Code)</i>	
Main Administrative Office	700 Quaker Lane..... Warwick ..... RI ..... US..... 02886-6669 <i>(Street and Number) (City or Town, State, Country and Zip Code)</i>	401-827-2400 <i>(Area Code) (Telephone Number)</i>
Mail Address	PO Box 350, 700 Quaker Lane..... Warwick ..... RI ..... US ..... 02887-0350 <i>(Street and Number or P. O. Box) (City or Town, State, Country and Zip Code)</i>	
Primary Location of Books and Records	700 Quaker Lane..... Warwick ..... RI ..... US ..... 02886-6669 <i>(Street and Number) (City or Town, State, Country and Zip Code)</i>	800-638-4208 <i>(Area Code) (Telephone Number)</i>
Internet Web Site Address	www.metlife.com	
Statutory Statement Contact	Kevin Paul Swift <i>(Name)</i> kswift@metlife.com <i>(E-Mail Address)</i>	800-638-4208 <i>(Area Code) (Telephone Number) (Extension)</i> 401-827-2315 <i>(Fax Number)</i>

### OFFICERS

Name	Title	Name	Title
1. Kishore Ponnnavolu	President	2. Maura Catherine Travers	Assistant General Counsel and Secretary
3. Michael John Bednarick #	Vice President and Chief Financial Officer	4. John Dennis McCallion #	Treasurer

### OTHER

Robert Edward Bean #	Vice President	Kevin Chean #	Vice President
Marlene Beverly Debel	Executive Vice President	Darla Ann Finchum	Vice President
Barbara Jean Furr	Vice President	Lise Ann Hasegawa	Vice President
Richard Paul Lonardo	Vice President	Mick Lloyd Noland	Senior Vice President
Robert Francis Nostramo	Senior Vice President and General Counsel	Christopher Timothy Rhodes #	Vice President
Richard Andrew Stevens #	Vice President and Controller	Calvin Tyrone Strong #	Vice President

### DIRECTORS OR TRUSTEES

Michael John Bednarick #	Barbara Jean Furr #	Paul Edward Gavin	Kishore Ponnnavolu
--------------------------	---------------------	-------------------	--------------------

State of..... Rhode Island  
County of..... Kent

The officers of this reporting entity being duly sworn, each depose and say that they are the described officers of said reporting entity, and that on the reporting period stated above, all of the herein described assets were the absolute property of the said reporting entity, free and clear from any liens or claims thereon, except as herein stated, and that this statement, together with related exhibits, schedules and explanations therein contained, annexed or referred to, is a full and true statement of all the assets and liabilities and of the condition and affairs of the said reporting entity as of the reporting period stated above, and of its income and deductions therefrom for the period ended, and have been completed in accordance with the NAIC *Annual Statement Instructions and Accounting Practices and Procedures* manual except to the extent that: (1) state law may differ; or, (2) that state rules or regulations require differences in reporting not related to accounting practices and procedures, according to the best of their information, knowledge and belief, respectively. Furthermore, the scope of this attestation by the described officers also includes the related corresponding electronic filing with the NAIC, when required, that is an exact copy (except for formatting differences due to electronic filing) of the enclosed statement. The electronic filing may be requested by various regulators in lieu of or in addition to the enclosed statement.

*Kishore Ponnnavolu*

Kishore Ponnnavolu  
President

*Maura Catherine Travers*

Maura Catherine Travers  
Assistant General Counsel and Secretary

*Michael John Bednarick*

Michael John Bednarick  
Vice President and Chief Financial Officer

Subscribed and sworn to before me  
This 3rd day of February 2017


a. Is this an original filing? Yes [X] No [ ]

b. If no

1. State the amendment number \_\_\_\_\_
2. Date filed \_\_\_\_\_
3. Number of pages attached \_\_\_\_\_

*Deborah L. Masterson*

Deborah L. Masterson  
Notary  
June 24, 2017



**EXHIBIT OF PREMIUMS AND LOSSES (Statutory Page 14)**



NAIC Group Code....241 NAIC Company Code....25321

BUSINESS IN THE STATE OF ALASKA DURING THE YEAR

19.AK

Line of Business	Gross Premiums, Including Policy and Membership Fees, Less Return Premiums and Premiums on Policies not Taken		3 Dividends Paid or Credited to Policyholders on Direct Business	4 Direct Unearned Premium Reserves	5 Direct Losses Paid (deducting salvage)	6 Direct Losses Incurred	7 Direct Losses Unpaid	8 Direct Defense and Cost Containment Expense Paid	9 Direct Defense and Cost Containment Expense Incurred	10 Direct Defense and Cost Containment Expense Unpaid	11 Commissions and Brokerage Expenses	12 Taxes, Licenses and Fees
	1 Direct Premiums Written	2 Direct Premiums Earned										
1. Fire.....	0	0	0	0	0	0	0	0	0	0	0	0
2.1 Allied lines.....	0	0	0	0	0	0	0	0	0	0	0	0
2.2 Multiple peril crop.....	0	0	0	0	0	0	0	0	0	0	0	0
2.3 Federal flood.....	0	0	0	0	0	0	0	0	0	0	0	0
2.4 Private crop.....	0	0	0	0	0	0	0	0	0	0	0	0
2.5 Private flood.....	0	0	0	0	0	0	0	0	0	0	0	0
3. Farmowners multiple peril.....	0	0	0	0	0	0	0	0	0	0	0	0
4. Homeowners multiple peril.....	0	0	0	0	0	0	0	0	0	0	0	0
5.1 Commercial multiple peril (non-liability portion).....	0	0	0	0	0	0	0	0	0	0	0	0
5.2 Commercial multiple peril (liability portion).....	0	0	0	0	0	0	0	0	0	0	0	0
6. Mortgage guaranty.....	0	0	0	0	0	0	0	0	0	0	0	0
8. Ocean marine.....	0	0	0	0	0	0	0	0	0	0	0	0
9. Inland marine.....	0	0	0	0	0	0	0	0	0	0	0	0
10. Financial guaranty.....	0	0	0	0	0	0	0	0	0	0	0	0
11. Medical professional liability.....	0	0	0	0	0	0	0	0	0	0	0	0
12. Earthquake.....	0	0	0	0	0	0	0	0	0	0	0	0
13. Group accident and health (b).....	0	0	0	0	0	0	0	0	0	0	0	0
14. Credit A&H (group and individual).....	0	0	0	0	0	0	0	0	0	0	0	0
15.1 Collectively renewable A&H (b).....	0	0	0	0	0	0	0	0	0	0	0	0
15.2 Non-cancelable A&H (b).....	0	0	0	0	0	0	0	0	0	0	0	0
15.3 Guaranteed renewable A&H (b).....	0	0	0	0	0	0	0	0	0	0	0	0
15.4 Non-renewable for stated reasons only (b).....	0	0	0	0	0	0	0	0	0	0	0	0
15.5 Other accident only.....	0	0	0	0	0	0	0	0	0	0	0	0
15.6 Medicare Title XVIII exempt from state taxes or fees.....	0	0	0	0	0	0	0	0	0	0	0	0
15.7 All other A&H (b).....	0	0	0	0	0	0	0	0	0	0	0	0
15.8 Federal employees health benefits plan premium.....	0	0	0	0	0	0	0	0	0	0	0	0
16. Workers' compensation.....	0	0	0	0	0	0	0	0	0	0	0	0
17.1 Other liability-occurrence.....	0	0	0	0	0	0	0	0	0	0	0	0
17.2 Other liability-claims-made.....	0	0	0	0	0	0	0	0	0	0	0	0
17.3 Excess workers' compensation.....	0	0	0	0	0	0	0	0	0	0	0	0
18. Products liability.....	0	0	0	0	0	0	0	0	0	0	0	0
19.1 Private passenger auto no-fault (personal injury protection).....	0	0	0	0	0	0	0	0	0	0	0	0
19.2 Other private passenger auto liability.....	0	0	0	0	0	(36)	0	0	(2)	0	0	0
19.3 Commercial auto no-fault (personal injury protection).....	0	0	0	0	0	0	0	0	0	0	0	0
19.4 Other commercial auto liability.....	0	0	0	0	0	0	0	0	0	0	0	0
21.1 Private passenger auto physical damage.....	0	0	0	0	0	0	0	0	0	0	0	0
21.2 Commercial auto physical damage.....	0	0	0	0	0	0	0	0	0	0	0	0
22. Aircraft (all perils).....	0	0	0	0	0	0	0	0	0	0	0	0
23. Fidelity.....	0	0	0	0	0	0	0	0	0	0	0	0
24. Surety.....	0	0	0	0	0	0	0	0	0	0	0	0
26. Burglary and theft.....	0	0	0	0	0	0	0	0	0	0	0	0
27. Boiler and machinery.....	0	0	0	0	0	0	0	0	0	0	0	0
28. Credit.....	0	0	0	0	0	0	0	0	0	0	0	0
30. Warranty.....	0	0	0	0	0	0	0	0	0	0	0	0
34. Aggregate write-ins for other lines of business.....	0	0	0	0	0	0	0	0	0	0	0	2,343
35. TOTALS (a).....	0	0	0	0	0	(36)	0	0	(2)	0	0	2,343

**DETAILS OF WRITE-INS**

3401. MISCELLANEOUS.....	0	0	0	0	0	0	0	0	0	0	0	2,343
3402. ....	0	0	0	0	0	0	0	0	0	0	0	0
3403. ....	0	0	0	0	0	0	0	0	0	0	0	0
3498. Summary of remaining write-ins for Line 34 from overflow page.....	0	0	0	0	0	0	0	0	0	0	0	0
3499. TOTALS (Lines 3401 through 3403 plus 3498) (Line 34 above).....	0	0	0	0	0	0	0	0	0	0	0	2,343

(a) Finance and service charges not included in Lines 1 to 35 \$.....0.

(b) For health business on indicated lines report: Number of persons insured under PPO managed care products.....0 and number of persons insured under indemnity only products.....0.

**EXHIBIT OF PREMIUMS AND LOSSES (Statutory Page 14)**



NAIC Group Code....241 NAIC Company Code....25321

BUSINESS IN THE STATE OF ALABAMA DURING THE YEAR

19.6A

Line of Business	Gross Premiums, Including Policy and Membership Fees, Less Return Premiums and Premiums on Policies not Taken		3 Dividends Paid or Credited to Policyholders on Direct Business	4 Direct Unearned Premium Reserves	5 Direct Losses Paid (deducting salvage)	6 Direct Losses Incurred	7 Direct Losses Unpaid	8 Direct Defense and Cost Containment Expense Paid	9 Direct Defense and Cost Containment Expense Incurred	10 Direct Defense and Cost Containment Expense Unpaid	11 Commissions and Brokerage Expenses	12 Taxes, Licenses and Fees
	1 Direct Premiums Written	2 Direct Premiums Earned										
1. Fire.....	0	0	0	0	0	0	0	0	0	0	0	0
2.1 Allied lines.....	0	0	0	0	0	0	0	0	0	0	0	0
2.2 Multiple peril crop.....	0	0	0	0	0	0	0	0	0	0	0	0
2.3 Federal flood.....	0	0	0	0	0	0	0	0	0	0	0	0
2.4 Private crop.....	0	0	0	0	0	0	0	0	0	0	0	0
2.5 Private flood.....	0	0	0	0	0	0	0	0	0	0	0	0
3. Farmowners multiple peril.....	0	0	0	0	0	0	0	0	0	0	0	0
4. Homeowners multiple peril.....	0	0	0	0	0	0	0	0	0	0	0	0
5.1 Commercial multiple peril (non-liability portion).....	0	0	0	0	0	0	0	0	0	0	0	0
5.2 Commercial multiple peril (liability portion).....	0	0	0	0	0	0	0	0	0	0	0	0
6. Mortgage guaranty.....	0	0	0	0	0	0	0	0	0	0	0	0
8. Ocean marine.....	0	0	0	0	0	0	0	0	0	0	0	0
9. Inland marine.....	0	0	0	0	0	0	0	0	0	0	0	0
10. Financial guaranty.....	0	0	0	0	0	0	0	0	0	0	0	0
11. Medical professional liability.....	0	0	0	0	0	0	0	0	0	0	0	0
12. Earthquake.....	0	0	0	0	0	0	0	0	0	0	0	0
13. Group accident and health (b).....	0	0	0	0	0	0	0	0	0	0	0	0
14. Credit A&H (group and individual).....	0	0	0	0	0	0	0	0	0	0	0	0
15.1 Collectively renewable A&H (b).....	0	0	0	0	0	0	0	0	0	0	0	0
15.2 Non-cancelable A&H (b).....	0	0	0	0	0	0	0	0	0	0	0	0
15.3 Guaranteed renewable A&H (b).....	0	0	0	0	0	0	0	0	0	0	0	0
15.4 Non-renewable for stated reasons only (b).....	0	0	0	0	0	0	0	0	0	0	0	0
15.5 Other accident only.....	0	0	0	0	0	0	0	0	0	0	0	0
15.6 Medicare Title XVIII exempt from state taxes or fees.....	0	0	0	0	0	0	0	0	0	0	0	0
15.7 All other A&H (b).....	0	0	0	0	0	0	0	0	0	0	0	0
15.8 Federal employees health benefits plan premium.....	0	0	0	0	0	0	0	0	0	0	0	0
16. Workers' compensation.....	0	0	0	0	0	0	0	0	0	0	0	0
17.1 Other liability-occurrence.....	0	0	0	0	0	0	0	0	0	0	0	0
17.2 Other liability-claims-made.....	0	0	0	0	0	0	0	0	0	0	0	0
17.3 Excess workers' compensation.....	0	0	0	0	0	0	0	0	0	0	0	0
18. Products liability.....	0	0	0	0	0	0	0	0	0	0	0	0
19.1 Private passenger auto no-fault (personal injury protection).....	0	0	0	0	0	0	0	0	0	0	0	0
19.2 Other private passenger auto liability.....	2,573	1,383	0	1,190	0	108	108	0	7	7	322	1,947
19.3 Commercial auto no-fault (personal injury protection).....	0	0	0	0	0	0	0	0	0	0	0	0
19.4 Other commercial auto liability.....	0	0	0	0	0	0	0	0	0	0	0	0
21.1 Private passenger auto physical damage.....	2,349	1,174	0	1,175	0	40	40	0	0	0	0	1,783
21.2 Commercial auto physical damage.....	0	0	0	0	0	0	0	0	0	0	0	0
22. Aircraft (all perils).....	0	0	0	0	0	0	0	0	0	0	0	0
23. Fidelity.....	0	0	0	0	0	0	0	0	0	0	0	0
24. Surety.....	0	0	0	0	0	0	0	0	0	0	0	0
26. Burglary and theft.....	0	0	0	0	0	0	0	0	0	0	0	0
27. Boiler and machinery.....	0	0	0	0	0	0	0	0	0	0	0	0
28. Credit.....	0	0	0	0	0	0	0	0	0	0	0	0
30. Warranty.....	0	0	0	0	0	0	0	0	0	0	0	0
34. Aggregate write-ins for other lines of business.....	0	0	0	0	0	0	0	0	0	0	0	0
35. TOTALS (a).....	4,922	2,557	0	2,365	0	148	148	0	7	7	322	3,730

**DETAILS OF WRITE-INS**

3401. MISCELLANEOUS.....	0	0	0	0	0	0	0	0	0	0	0	0
3402. ....	0	0	0	0	0	0	0	0	0	0	0	0
3403. ....	0	0	0	0	0	0	0	0	0	0	0	0
3498. Summary of remaining write-ins for Line 34 from overflow page.....	0	0	0	0	0	0	0	0	0	0	0	0
3499. TOTALS (Lines 3401 through 3403 plus 3498) (Line 34 above).....	0	0	0	0	0	0	0	0	0	0	0	0

(a) Finance and service charges not included in Lines 1 to 35 \$.....20.

(b) For health business on indicated lines report: Number of persons insured under PPO managed care products.....0 and number of persons insured under indemnity only products.....0.

**EXHIBIT OF PREMIUMS AND LOSSES (Statutory Page 14)**



NAIC Group Code....241 NAIC Company Code....25321

BUSINESS IN THE STATE OF ARKANSAS DURING THE YEAR

19.AR

Line of Business	Gross Premiums, Including Policy and Membership Fees, Less Return Premiums and Premiums on Policies not Taken		Dividends Paid or Credited to Policyholders on Direct Business	Direct Unearned Premium Reserves	Direct Losses Paid (deducting salvage)	Direct Losses Incurred	Direct Losses Unpaid	Direct Defense and Cost Containment Expense Paid	Direct Defense and Cost Containment Expense Incurred	Direct Defense and Cost Containment Expense Unpaid	Commissions and Brokerage Expenses	Taxes, Licenses and Fees
	Direct Premiums Written	Direct Premiums Earned										
1. Fire.....	0	0	0	0	0	0	0	0	0	0	0	0
2.1 Allied lines.....	0	0	0	0	0	0	0	0	0	0	0	0
2.2 Multiple peril crop.....	0	0	0	0	0	0	0	0	0	0	0	0
2.3 Federal flood.....	0	0	0	0	0	0	0	0	0	0	0	0
2.4 Private crop.....	0	0	0	0	0	0	0	0	0	0	0	0
2.5 Private flood.....	0	0	0	0	0	0	0	0	0	0	0	0
3. Farmowners multiple peril.....	0	0	0	0	0	0	0	0	0	0	0	0
4. Homeowners multiple peril.....	0	0	0	0	0	0	0	0	0	0	0	0
5.1 Commercial multiple peril (non-liability portion).....	0	0	0	0	0	0	0	0	0	0	0	0
5.2 Commercial multiple peril (liability portion).....	0	0	0	0	0	0	0	0	0	0	0	0
6. Mortgage guaranty.....	0	0	0	0	0	0	0	0	0	0	0	0
8. Ocean marine.....	0	0	0	0	0	0	0	0	0	0	0	0
9. Inland marine.....	0	0	0	0	0	0	0	0	0	0	0	0
10. Financial guaranty.....	0	0	0	0	0	0	0	0	0	0	0	0
11. Medical professional liability.....	0	0	0	0	0	0	0	0	0	0	0	0
12. Earthquake.....	0	0	0	0	0	0	0	0	0	0	0	0
13. Group accident and health (b).....	0	0	0	0	0	0	0	0	0	0	0	0
14. Credit A&H (group and individual).....	0	0	0	0	0	0	0	0	0	0	0	0
15.1 Collectively renewable A&H (b).....	0	0	0	0	0	0	0	0	0	0	0	0
15.2 Non-cancelable A&H (b).....	0	0	0	0	0	0	0	0	0	0	0	0
15.3 Guaranteed renewable A&H (b).....	0	0	0	0	0	0	0	0	0	0	0	0
15.4 Non-renewable for stated reasons only (b).....	0	0	0	0	0	0	0	0	0	0	0	0
15.5 Other accident only.....	0	0	0	0	0	0	0	0	0	0	0	0
15.6 Medicare Title XVIII exempt from state taxes or fees.....	0	0	0	0	0	0	0	0	0	0	0	0
15.7 All other A&H (b).....	0	0	0	0	0	0	0	0	0	0	0	0
15.8 Federal employees health benefits plan premium.....	0	0	0	0	0	0	0	0	0	0	0	0
16. Workers' compensation.....	0	0	0	0	0	0	0	0	0	0	0	0
17.1 Other liability-occurrence.....	0	0	0	0	0	0	0	0	0	0	0	0
17.2 Other liability-claims-made.....	0	0	0	0	0	0	0	0	0	0	0	0
17.3 Excess workers' compensation.....	0	0	0	0	0	0	0	0	0	0	0	0
18. Products liability.....	0	0	0	0	0	0	0	0	0	0	0	0
19.1 Private passenger auto no-fault (personal injury protection).....	4	2	0	2	0	3,087	3,087	0	819	819	0	1
19.2 Other private passenger auto liability.....	5,985	4,140	0	1,845	3,184	16,644	13,460	0	1,175	1,175	713	1,184
19.3 Commercial auto no-fault (personal injury protection).....	0	0	0	0	0	0	0	0	0	0	0	0
19.4 Other commercial auto liability.....	0	0	0	0	0	0	0	0	0	0	0	0
21.1 Private passenger auto physical damage.....	4,924	3,634	0	1,290	11,576	10,394	(1,182)	0	23	23	0	952
21.2 Commercial auto physical damage.....	0	0	0	0	0	0	0	0	0	0	0	0
22. Aircraft (all perils).....	0	0	0	0	0	0	0	0	0	0	0	0
23. Fidelity.....	0	0	0	0	0	0	0	0	0	0	0	0
24. Surety.....	0	0	0	0	0	0	0	0	0	0	0	0
26. Burglary and theft.....	0	0	0	0	0	0	0	0	0	0	0	0
27. Boiler and machinery.....	0	0	0	0	0	0	0	0	0	0	0	0
28. Credit.....	0	0	0	0	0	0	0	0	0	0	0	0
30. Warranty.....	0	0	0	0	0	0	0	0	0	0	0	0
34. Aggregate write-ins for other lines of business.....	0	0	0	0	0	0	0	0	0	0	0	0
35. TOTALS (a).....	10,913	7,776	0	3,137	14,760	30,125	15,365	0	2,017	2,017	713	2,137

**DETAILS OF WRITE-INS**

3401. MISCELLANEOUS.....	0	0	0	0	0	0	0	0	0	0	0	0
3402. ....	0	0	0	0	0	0	0	0	0	0	0	0
3403. ....	0	0	0	0	0	0	0	0	0	0	0	0
3498. Summary of remaining write-ins for Line 34 from overflow page.....	0	0	0	0	0	0	0	0	0	0	0	0
3499. TOTALS (Lines 3401 through 3403 plus 3498) (Line 34 above).....	0	0	0	0	0	0	0	0	0	0	0	0

(a) Finance and service charges not included in Lines 1 to 35 \$.....190.

(b) For health business on indicated lines report: Number of persons insured under PPO managed care products.....0 and number of persons insured under indemnity only products.....0.

**EXHIBIT OF PREMIUMS AND LOSSES (Statutory Page 14)**



NAIC Group Code....241 NAIC Company Code....25321

BUSINESS IN THE STATE OF ARIZONA DURING THE YEAR

Line of Business	Gross Premiums, Including Policy and Membership Fees, Less Return Premiums and Premiums on Policies not Taken		3 Dividends Paid or Credited to Policyholders on Direct Business	4 Direct Unearned Premium Reserves	5 Direct Losses Paid (deducting salvage)	6 Direct Losses Incurred	7 Direct Losses Unpaid	8 Direct Defense and Cost Containment Expense Paid	9 Direct Defense and Cost Containment Expense Incurred	10 Direct Defense and Cost Containment Expense Unpaid	11 Commissions and Brokerage Expenses	12 Taxes, Licenses and Fees
	1 Direct Premiums Written	2 Direct Premiums Earned										
1. Fire.....	0	0	0	0	0	0	0	0	0	0	0	0
2.1 Allied lines.....	0	0	0	0	0	0	0	0	0	0	0	0
2.2 Multiple peril crop.....	0	0	0	0	0	0	0	0	0	0	0	0
2.3 Federal flood.....	0	0	0	0	0	0	0	0	0	0	0	0
2.4 Private crop.....	0	0	0	0	0	0	0	0	0	0	0	0
2.5 Private flood.....	0	0	0	0	0	0	0	0	0	0	0	0
3. Farmowners multiple peril.....	0	0	0	0	0	0	0	0	0	0	0	0
4. Homeowners multiple peril.....	0	0	0	0	0	0	0	0	0	0	0	0
5.1 Commercial multiple peril (non-liability portion).....	0	0	0	0	0	0	0	0	0	0	0	0
5.2 Commercial multiple peril (liability portion).....	0	0	0	0	0	0	0	0	0	0	0	0
6. Mortgage guaranty.....	0	0	0	0	0	0	0	0	0	0	0	0
8. Ocean marine.....	0	0	0	0	0	0	0	0	0	0	0	0
9. Inland marine.....	0	0	0	0	0	0	0	0	0	0	0	0
10. Financial guaranty.....	0	0	0	0	0	0	0	0	0	0	0	0
11. Medical professional liability.....	0	0	0	0	0	0	0	0	0	0	0	0
12. Earthquake.....	0	0	0	0	0	0	0	0	0	0	0	0
13. Group accident and health (b).....	0	0	0	0	0	0	0	0	0	0	0	0
14. Credit A&H (group and individual).....	0	0	0	0	0	0	0	0	0	0	0	0
15.1 Collectively renewable A&H (b).....	0	0	0	0	0	0	0	0	0	0	0	0
15.2 Non-cancelable A&H (b).....	0	0	0	0	0	0	0	0	0	0	0	0
15.3 Guaranteed renewable A&H (b).....	0	0	0	0	0	0	0	0	0	0	0	0
15.4 Non-renewable for stated reasons only (b).....	0	0	0	0	0	0	0	0	0	0	0	0
15.5 Other accident only.....	0	0	0	0	0	0	0	0	0	0	0	0
15.6 Medicare Title XVIII exempt from state taxes or fees.....	0	0	0	0	0	0	0	0	0	0	0	0
15.7 All other A&H (b).....	0	0	0	0	0	0	0	0	0	0	0	0
15.8 Federal employees health benefits plan premium.....	0	0	0	0	0	0	0	0	0	0	0	0
16. Workers' compensation.....	0	0	0	0	0	0	0	0	0	0	0	0
17.1 Other liability-occurrence.....	0	0	0	0	0	0	0	0	0	0	0	0
17.2 Other liability-claims-made.....	0	0	0	0	0	0	0	0	0	0	0	0
17.3 Excess workers' compensation.....	0	0	0	0	0	0	0	0	0	0	0	0
18. Products liability.....	0	0	0	0	0	0	0	0	0	0	0	0
19.1 Private passenger auto no-fault (personal injury protection).....	0	0	0	0	0	0	0	0	0	0	0	0
19.2 Other private passenger auto liability.....	304,507	319,698	0	76,497	145,567	116,428	188,096	12,539	9,436	16,064	9,827	8,347
19.3 Commercial auto no-fault (personal injury protection).....	0	0	0	0	0	0	0	0	0	0	0	0
19.4 Other commercial auto liability.....	0	0	0	0	0	0	0	0	0	0	0	0
21.1 Private passenger auto physical damage.....	168,132	174,064	0	45,167	73,999	70,128	(1,687)	109	206	82	5,039	4,606
21.2 Commercial auto physical damage.....	0	0	0	0	0	0	0	0	0	0	0	0
22. Aircraft (all perils).....	0	0	0	0	0	0	0	0	0	0	0	0
23. Fidelity.....	0	0	0	0	0	0	0	0	0	0	0	0
24. Surety.....	0	0	0	0	0	0	0	0	0	0	0	0
26. Burglary and theft.....	0	0	0	0	0	0	0	0	0	0	0	0
27. Boiler and machinery.....	0	0	0	0	0	0	0	0	0	0	0	0
28. Credit.....	0	0	0	0	0	0	0	0	0	0	0	0
30. Warranty.....	0	0	0	0	0	0	0	0	0	0	0	0
34. Aggregate write-ins for other lines of business.....	0	0	0	0	0	0	0	0	0	0	0	0
35. TOTALS (a).....	472,639	493,762	0	121,664	219,566	186,556	186,409	12,648	9,642	16,146	14,866	12,953

**DETAILS OF WRITE-INS**

3401. MISCELLANEOUS.....	0	0	0	0	0	0	0	0	0	0	0	0
3402. ....	0	0	0	0	0	0	0	0	0	0	0	0
3403. ....	0	0	0	0	0	0	0	0	0	0	0	0
3498. Summary of remaining write-ins for Line 34 from overflow page.....	0	0	0	0	0	0	0	0	0	0	0	0
3499. TOTALS (Lines 3401 through 3403 plus 3498) (Line 34 above).....	0	0	0	0	0	0	0	0	0	0	0	0

(a) Finance and service charges not included in Lines 1 to 35 \$.....1,765.

(b) For health business on indicated lines report: Number of persons insured under PPO managed care products.....0 and number of persons insured under indemnity only products.....0.

19.AZ

**EXHIBIT OF PREMIUMS AND LOSSES (Statutory Page 14)**



NAIC Group Code....241 NAIC Company Code....25321

BUSINESS IN THE STATE OF CALIFORNIA DURING THE YEAR

Line of Business	Gross Premiums, Including Policy and Membership Fees, Less Return Premiums and Premiums on Policies not Taken		Dividends Paid or Credited to Policyholders on Direct Business	Direct Unearned Premium Reserves	Direct Losses Paid (deducting salvage)	Direct Losses Incurred	Direct Losses Unpaid	Direct Defense and Cost Containment Expense Paid	Direct Defense and Cost Containment Expense Incurred	Direct Defense and Cost Containment Expense Unpaid	Commissions and Brokerage Expenses	Taxes, Licenses and Fees
	1 Direct Premiums Written	2 Direct Premiums Earned										
1. Fire.....	103,892	97,019	0	55,608	36,490	42,877	21,881	3,660	4,327	3,269	20,696	2,286
2.1 Allied lines.....	0	0	0	0	0	(45)	0	0	0	0	0	0
2.2 Multiple peril crop.....	0	0	0	0	0	0	0	0	0	0	0	0
2.3 Federal flood.....	338,970	356,658	0	185,076	9,084	9,084	0	1,100	1,100	0	59,907	7,966
2.4 Private crop.....	0	0	0	0	0	0	0	0	0	0	0	0
2.5 Private flood.....	0	0	0	0	0	0	0	0	0	0	0	0
3. Farmowners multiple peril.....	0	0	0	0	0	0	0	0	0	0	0	0
4. Homeowners multiple peril.....	21,584,953	20,697,514	0	11,343,591	12,444,144	13,477,030	4,476,790	195,995	237,287	200,284	1,918,613	568,031
5.1 Commercial multiple peril (non-liability portion).....	559,810	347,105	0	315,382	180,116	292,653	(68,069)	0	9,281	10,184	102,371	17,830
5.2 Commercial multiple peril (liability portion).....	453,299	311,525	0	269,790	178,777	280,395	141,250	0	5,778	15,686	87,028	14,522
6. Mortgage guaranty.....	0	0	0	0	0	0	0	0	0	0	0	0
8. Ocean marine.....	0	0	0	0	0	0	0	0	0	0	0	0
9. Inland marine.....	574,801	560,128	0	297,239	127,489	121,678	33,666	0	(167)	1,186	40,009	15,965
10. Financial guaranty.....	0	0	0	0	0	0	0	0	0	0	0	0
11. Medical professional liability.....	0	0	0	0	0	0	0	0	0	0	0	0
12. Earthquake.....	1,578,400	1,525,900	0	811,422	0	1,999	109,867	0	(137)	2,017	102,459	41,590
13. Group accident and health (b).....	0	0	0	0	0	0	0	0	0	0	0	0
14. Credit A&H (group and individual).....	0	0	0	0	0	0	0	0	0	0	0	0
15.1 Collectively renewable A&H (b).....	0	0	0	0	0	0	0	0	0	0	0	0
15.2 Non-cancelable A&H (b).....	0	0	0	0	0	0	0	0	0	0	0	0
15.3 Guaranteed renewable A&H (b).....	0	0	0	0	0	0	0	0	0	0	0	0
15.4 Non-renewable for stated reasons only (b).....	0	0	0	0	0	0	0	0	0	0	0	0
15.5 Other accident only.....	0	0	0	0	0	0	0	0	0	0	0	0
15.6 Medicare Title XVIII exempt from state taxes or fees.....	0	0	0	0	0	0	0	0	0	0	0	0
15.7 All other A&H (b).....	0	0	0	0	0	0	0	0	0	0	0	0
15.8 Federal employees health benefits plan premium.....	0	0	0	0	0	0	0	0	0	0	0	0
16. Workers' compensation.....	0	0	0	0	0	0	0	0	0	0	0	0
17.1 Other liability-occurrence.....	681,995	663,014	0	351,750	200,000	562,095	1,119,463	8,846	10,916	6,862	63,340	16,004
17.2 Other liability-claims-made.....	0	0	0	0	0	0	0	0	0	0	0	0
17.3 Excess workers' compensation.....	0	0	0	0	0	0	0	0	0	0	0	0
18. Products liability.....	0	0	0	0	0	0	0	0	0	0	0	0
19.1 Private passenger auto no-fault (personal injury protection).....	0	0	0	0	0	0	0	0	0	0	0	0
19.2 Other private passenger auto liability.....	86,060,934	82,593,149	0	36,777,507	55,207,432	62,339,480	56,530,321	3,393,548	3,748,146	4,521,780	6,601,486	2,256,407
19.3 Commercial auto no-fault (personal injury protection).....	0	0	0	0	0	0	0	0	0	0	0	0
19.4 Other commercial auto liability.....	263,700	38,296	0	225,404	0	17,474	17,474	0	1,159	1,159	46,209	7
21.1 Private passenger auto physical damage.....	65,269,996	62,893,407	0	27,844,788	42,324,865	42,836,270	(646,229)	246,885	247,427	37,811	5,031,425	1,712,286
21.2 Commercial auto physical damage.....	86,510	13,280	0	73,230	3,182	10,107	6,926	0	14	14	15,356	2
22. Aircraft (all perils).....	0	0	0	0	0	0	0	0	0	0	0	0
23. Fidelity.....	0	0	0	0	0	0	0	0	0	0	0	0
24. Surety.....	0	0	0	0	0	0	0	0	0	0	0	0
26. Burglary and theft.....	0	0	0	0	0	0	0	0	0	0	0	0
27. Boiler and machinery.....	0	0	0	0	0	0	0	0	0	0	0	0
28. Credit.....	0	0	0	0	0	0	0	0	0	0	0	0
30. Warranty.....	0	0	0	0	0	0	0	0	0	0	0	0
34. Aggregate write-ins for other lines of business.....	0	0	0	0	0	0	0	0	0	0	0	0
35. TOTALS (a).....	177,557,260	170,096,995	0	78,550,787	110,711,579	119,991,097	61,743,340	3,850,034	4,265,131	4,800,252	14,088,899	4,652,896

**DETAILS OF WRITE-INS**

3401. MISCELLANEOUS.....	0	0	0	0	0	0	0	0	0	0	0	0
3402. ....	0	0	0	0	0	0	0	0	0	0	0	0
3403. ....	0	0	0	0	0	0	0	0	0	0	0	0
3498. Summary of remaining write-ins for Line 34 from overflow page.....	0	0	0	0	0	0	0	0	0	0	0	0
3499. TOTALS (Lines 3401 through 3403 plus 3498) (Line 34 above).....	0	0	0	0	0	0	0	0	0	0	0	0

(a) Finance and service charges not included in Lines 1 to 35 \$.....485,711.

(b) For health business on indicated lines report: Number of persons insured under PPO managed care products.....0 and number of persons insured under indemnity only products.....0.

19.CA

**EXHIBIT OF PREMIUMS AND LOSSES (Statutory Page 14)**



NAIC Group Code....241 NAIC Company Code....25321

BUSINESS IN THE STATE OF COLORADO DURING THE YEAR

Line of Business	Gross Premiums, Including Policy and Membership Fees, Less Return Premiums and Premiums on Policies not Taken		Dividends Paid or Credited to Policyholders on Direct Business	Direct Unearned Premium Reserves	Direct Losses Paid (deducting salvage)	Direct Losses Incurred	Direct Losses Unpaid	Direct Defense and Cost Containment Expense Paid	Direct Defense and Cost Containment Expense Incurred	Direct Defense and Cost Containment Expense Unpaid	Commissions and Brokerage Expenses	Taxes, Licenses and Fees
	1 Direct Premiums Written	2 Direct Premiums Earned										
1. Fire.....	0	0	0	0	0	0	0	0	0	0	0	0
2.1 Allied lines.....	0	0	0	0	0	0	0	0	0	0	0	0
2.2 Multiple peril crop.....	0	0	0	0	0	0	0	0	0	0	0	0
2.3 Federal flood.....	0	0	0	0	0	0	0	0	0	0	0	0
2.4 Private crop.....	0	0	0	0	0	0	0	0	0	0	0	0
2.5 Private flood.....	0	0	0	0	0	0	0	0	0	0	0	0
3. Farmowners multiple peril.....	0	0	0	0	0	0	0	0	0	0	0	0
4. Homeowners multiple peril.....	10,351,022	10,117,552	0	5,493,082	13,452,834	13,398,339	2,071,724	28,988	(2,828)	73,491	546,057	210,001
5.1 Commercial multiple peril (non-liability portion).....	0	0	0	0	0	0	0	0	0	0	0	0
5.2 Commercial multiple peril (liability portion).....	0	0	0	0	0	0	0	0	0	0	0	0
6. Mortgage guaranty.....	0	0	0	0	0	0	0	0	0	0	0	0
8. Ocean marine.....	0	0	0	0	0	0	0	0	0	0	0	0
9. Inland marine.....	152,012	160,010	0	76,140	31,731	38,128	36,063	0	47	1,051	7,928	3,083
10. Financial guaranty.....	0	0	0	0	0	0	0	0	0	0	0	0
11. Medical professional liability.....	0	0	0	0	0	0	0	0	0	0	0	0
12. Earthquake.....	5,466	5,411	0	2,577	0	(40)	790	0	(4)	8	294	111
13. Group accident and health (b).....	0	0	0	0	0	0	0	0	0	0	0	0
14. Credit A&H (group and individual).....	0	0	0	0	0	0	0	0	0	0	0	0
15.1 Collectively renewable A&H (b).....	0	0	0	0	0	0	0	0	0	0	0	0
15.2 Non-cancelable A&H (b).....	0	0	0	0	0	0	0	0	0	0	0	0
15.3 Guaranteed renewable A&H (b).....	0	0	0	0	0	0	0	0	0	0	0	0
15.4 Non-renewable for stated reasons only (b).....	0	0	0	0	0	0	0	0	0	0	0	0
15.5 Other accident only.....	0	0	0	0	0	0	0	0	0	0	0	0
15.6 Medicare Title XVIII exempt from state taxes or fees.....	0	0	0	0	0	0	0	0	0	0	0	0
15.7 All other A&H (b).....	0	0	0	0	0	0	0	0	0	0	0	0
15.8 Federal employees health benefits plan premium.....	0	0	0	0	0	0	0	0	0	0	0	0
16. Workers' compensation.....	0	0	0	0	0	0	0	0	0	0	0	0
17.1 Other liability-occurrence.....	0	0	0	0	0	0	0	0	0	0	0	0
17.2 Other liability-claims-made.....	0	0	0	0	0	0	0	0	0	0	0	0
17.3 Excess workers' compensation.....	0	0	0	0	0	0	0	0	0	0	0	0
18. Products liability.....	0	0	0	0	0	0	0	0	0	0	0	0
19.1 Private passenger auto no-fault (personal injury protection).....	0	0	0	0	0	0	0	0	0	0	0	0
19.2 Other private passenger auto liability.....	79,253	83,482	0	17,292	14,452	19,909	15,205	0	385	726	84	1,609
19.3 Commercial auto no-fault (personal injury protection).....	0	0	0	0	0	0	0	0	0	0	0	0
19.4 Other commercial auto liability.....	0	0	0	0	0	0	0	0	0	0	0	0
21.1 Private passenger auto physical damage.....	63,859	65,480	0	14,191	31,159	36,827	5,387	0	(95)	(96)	142	1,294
21.2 Commercial auto physical damage.....	0	0	0	0	0	0	0	0	0	0	0	0
22. Aircraft (all perils).....	0	0	0	0	0	0	0	0	0	0	0	0
23. Fidelity.....	0	0	0	0	0	0	0	0	0	0	0	0
24. Surety.....	0	0	0	0	0	0	0	0	0	0	0	0
26. Burglary and theft.....	0	0	0	0	0	0	0	0	0	0	0	0
27. Boiler and machinery.....	0	0	0	0	0	0	0	0	0	0	0	0
28. Credit.....	0	0	0	0	0	0	0	0	0	0	0	0
30. Warranty.....	0	0	0	0	0	0	0	0	0	0	0	0
34. Aggregate write-ins for other lines of business.....	0	0	0	0	0	0	0	0	0	0	0	0
35. TOTALS (a).....	10,651,612	10,431,935	0	5,603,282	13,530,176	13,493,163	2,129,169	28,988	(2,495)	75,180	554,505	216,098

**DETAILS OF WRITE-INS**

3401. MISCELLANEOUS.....	0	0	0	0	0	0	0	0	0	0	0	0
3402. ....	0	0	0	0	0	0	0	0	0	0	0	0
3403. ....	0	0	0	0	0	0	0	0	0	0	0	0
3498. Summary of remaining write-ins for Line 34 from overflow page.....	0	0	0	0	0	0	0	0	0	0	0	0
3499. TOTALS (Lines 3401 through 3403 plus 3498) (Line 34 above).....	0	0	0	0	0	0	0	0	0	0	0	0

(a) Finance and service charges not included in Lines 1 to 35 \$.....9,566.

(b) For health business on indicated lines report: Number of persons insured under PPO managed care products.....0 and number of persons insured under indemnity only products.....0.

19.CO

**EXHIBIT OF PREMIUMS AND LOSSES (Statutory Page 14)**



NAIC Group Code....241 NAIC Company Code....25321

BUSINESS IN THE STATE OF CONNECTICUT DURING THE YEAR

19.CT

Line of Business	Gross Premiums, Including Policy and Membership Fees, Less Return Premiums and Premiums on Policies not Taken		3 Dividends Paid or Credited to Policyholders on Direct Business	4 Direct Unearned Premium Reserves	5 Direct Losses Paid (deducting salvage)	6 Direct Losses Incurred	7 Direct Losses Unpaid	8 Direct Defense and Cost Containment Expense Paid	9 Direct Defense and Cost Containment Expense Incurred	10 Direct Defense and Cost Containment Expense Unpaid	11 Commissions and Brokerage Expenses	12 Taxes, Licenses and Fees
	1 Direct Premiums Written	2 Direct Premiums Earned										
1. Fire.....	0	0	0	0	0	0	0	0	0	0	0	0
2.1 Allied lines.....	0	0	0	0	0	0	0	0	0	0	0	0
2.2 Multiple peril crop.....	0	0	0	0	0	0	0	0	0	0	0	0
2.3 Federal flood.....	0	0	0	0	0	0	0	0	0	0	0	0
2.4 Private crop.....	0	0	0	0	0	0	0	0	0	0	0	0
2.5 Private flood.....	0	0	0	0	0	0	0	0	0	0	0	0
3. Farmowners multiple peril.....	0	0	0	0	0	0	0	0	0	0	0	0
4. Homeowners multiple peril.....	0	0	0	0	0	0	0	0	0	0	0	0
5.1 Commercial multiple peril (non-liability portion).....	0	0	0	0	0	0	0	0	0	0	0	0
5.2 Commercial multiple peril (liability portion).....	0	0	0	0	0	0	0	0	0	0	0	0
6. Mortgage guaranty.....	0	0	0	0	0	0	0	0	0	0	0	0
8. Ocean marine.....	0	0	0	0	0	0	0	0	0	0	0	0
9. Inland marine.....	0	0	0	0	0	0	0	0	0	0	0	0
10. Financial guaranty.....	0	0	0	0	0	0	0	0	0	0	0	0
11. Medical professional liability.....	0	0	0	0	0	0	0	0	0	0	0	0
12. Earthquake.....	0	0	0	0	0	0	0	0	0	0	0	0
13. Group accident and health (b).....	0	0	0	0	0	0	0	0	0	0	0	0
14. Credit A&H (group and individual).....	0	0	0	0	0	0	0	0	0	0	0	0
15.1 Collectively renewable A&H (b).....	0	0	0	0	0	0	0	0	0	0	0	0
15.2 Non-cancelable A&H (b).....	0	0	0	0	0	0	0	0	0	0	0	0
15.3 Guaranteed renewable A&H (b).....	0	0	0	0	0	0	0	0	0	0	0	0
15.4 Non-renewable for stated reasons only (b).....	0	0	0	0	0	0	0	0	0	0	0	0
15.5 Other accident only.....	0	0	0	0	0	0	0	0	0	0	0	0
15.6 Medicare Title XVIII exempt from state taxes or fees.....	0	0	0	0	0	0	0	0	0	0	0	0
15.7 All other A&H (b).....	0	0	0	0	0	0	0	0	0	0	0	0
15.8 Federal employees health benefits plan premium.....	0	0	0	0	0	0	0	0	0	0	0	0
16. Workers' compensation.....	0	0	0	0	0	0	0	0	0	0	0	0
17.1 Other liability-occurrence.....	0	0	0	0	0	0	0	0	0	0	0	0
17.2 Other liability-claims-made.....	0	0	0	0	0	0	0	0	0	0	0	0
17.3 Excess workers' compensation.....	0	0	0	0	0	0	0	0	0	0	0	0
18. Products liability.....	0	0	0	0	0	0	0	0	0	0	0	0
19.1 Private passenger auto no-fault (personal injury protection).....	0	0	0	0	0	0	0	0	0	0	0	0
19.2 Other private passenger auto liability.....	0	0	0	0	0	0	0	0	0	0	0	0
19.3 Commercial auto no-fault (personal injury protection).....	0	0	0	0	0	0	0	0	0	0	0	0
19.4 Other commercial auto liability.....	0	0	0	0	0	0	0	0	0	0	0	0
21.1 Private passenger auto physical damage.....	0	0	0	0	0	0	0	0	0	0	0	0
21.2 Commercial auto physical damage.....	0	0	0	0	0	0	0	0	0	0	0	0
22. Aircraft (all perils).....	0	0	0	0	0	0	0	0	0	0	0	0
23. Fidelity.....	0	0	0	0	0	0	0	0	0	0	0	0
24. Surety.....	0	0	0	0	0	0	0	0	0	0	0	0
26. Burglary and theft.....	0	0	0	0	0	0	0	0	0	0	0	0
27. Boiler and machinery.....	0	0	0	0	0	0	0	0	0	0	0	0
28. Credit.....	0	0	0	0	0	0	0	0	0	0	0	0
30. Warranty.....	0	0	0	0	0	0	0	0	0	0	0	0
34. Aggregate write-ins for other lines of business.....	0	0	0	0	0	0	0	0	0	0	0	449
35. TOTALS (a).....	0	0	0	0	0	0	0	0	0	0	0	449

**DETAILS OF WRITE-INS**

3401. MISCELLANEOUS.....	0	0	0	0	0	0	0	0	0	0	0	449
3402. ....	0	0	0	0	0	0	0	0	0	0	0	0
3403. ....	0	0	0	0	0	0	0	0	0	0	0	0
3498. Summary of remaining write-ins for Line 34 from overflow page.....	0	0	0	0	0	0	0	0	0	0	0	0
3499. TOTALS (Lines 3401 through 3403 plus 3498) (Line 34 above).....	0	0	0	0	0	0	0	0	0	0	0	449

(a) Finance and service charges not included in Lines 1 to 35 \$.....0.

(b) For health business on indicated lines report: Number of persons insured under PPO managed care products.....0 and number of persons insured under indemnity only products.....0.



**EXHIBIT OF PREMIUMS AND LOSSES (Statutory Page 14)**



NAIC Group Code....241 NAIC Company Code....25321

BUSINESS IN THE STATE OF DISTRICT OF COLUMBIA DURING THE YEAR

19.DC

Line of Business	Gross Premiums, Including Policy and Membership Fees, Less Return Premiums and Premiums on Policies not Taken		3 Dividends Paid or Credited to Policyholders on Direct Business	4 Direct Unearned Premium Reserves	5 Direct Losses Paid (deducting salvage)	6 Direct Losses Incurred	7 Direct Losses Unpaid	8 Direct Defense and Cost Containment Expense Paid	9 Direct Defense and Cost Containment Expense Incurred	10 Direct Defense and Cost Containment Expense Unpaid	11 Commissions and Brokerage Expenses	12 Taxes, Licenses and Fees
	1 Direct Premiums Written	2 Direct Premiums Earned										
1. Fire.....	0	0	0	0	0	0	0	0	0	0	0	0
2.1 Allied lines.....	0	0	0	0	0	0	0	0	0	0	0	0
2.2 Multiple peril crop.....	0	0	0	0	0	0	0	0	0	0	0	0
2.3 Federal flood.....	0	0	0	0	0	0	0	0	0	0	0	0
2.4 Private crop.....	0	0	0	0	0	0	0	0	0	0	0	0
2.5 Private flood.....	0	0	0	0	0	0	0	0	0	0	0	0
3. Farmowners multiple peril.....	0	0	0	0	0	0	0	0	0	0	0	0
4. Homeowners multiple peril.....	0	0	0	0	0	0	0	0	0	0	0	0
5.1 Commercial multiple peril (non-liability portion).....	0	0	0	0	0	0	0	0	0	0	0	0
5.2 Commercial multiple peril (liability portion).....	0	0	0	0	0	0	0	0	0	0	0	0
6. Mortgage guaranty.....	0	0	0	0	0	0	0	0	0	0	0	0
8. Ocean marine.....	0	0	0	0	0	0	0	0	0	0	0	0
9. Inland marine.....	0	0	0	0	0	0	0	0	0	0	0	0
10. Financial guaranty.....	0	0	0	0	0	0	0	0	0	0	0	0
11. Medical professional liability.....	0	0	0	0	0	0	0	0	0	0	0	0
12. Earthquake.....	0	0	0	0	0	0	0	0	0	0	0	0
13. Group accident and health (b).....	0	0	0	0	0	0	0	0	0	0	0	0
14. Credit A&H (group and individual).....	0	0	0	0	0	0	0	0	0	0	0	0
15.1 Collectively renewable A&H (b).....	0	0	0	0	0	0	0	0	0	0	0	0
15.2 Non-cancelable A&H (b).....	0	0	0	0	0	0	0	0	0	0	0	0
15.3 Guaranteed renewable A&H (b).....	0	0	0	0	0	0	0	0	0	0	0	0
15.4 Non-renewable for stated reasons only (b).....	0	0	0	0	0	0	0	0	0	0	0	0
15.5 Other accident only.....	0	0	0	0	0	0	0	0	0	0	0	0
15.6 Medicare Title XVIII exempt from state taxes or fees.....	0	0	0	0	0	0	0	0	0	0	0	0
15.7 All other A&H (b).....	0	0	0	0	0	0	0	0	0	0	0	0
15.8 Federal employees health benefits plan premium.....	0	0	0	0	0	0	0	0	0	0	0	0
16. Workers' compensation.....	0	0	0	0	0	0	0	0	0	0	0	0
17.1 Other liability-occurrence.....	0	0	0	0	0	0	0	0	0	0	0	0
17.2 Other liability-claims-made.....	0	0	0	0	0	0	0	0	0	0	0	0
17.3 Excess workers' compensation.....	0	0	0	0	0	0	0	0	0	0	0	0
18. Products liability.....	0	0	0	0	0	0	0	0	0	0	0	0
19.1 Private passenger auto no-fault (personal injury protection).....	0	0	0	0	0	0	0	0	0	0	0	0
19.2 Other private passenger auto liability.....	0	0	0	0	0	0	0	0	0	0	0	0
19.3 Commercial auto no-fault (personal injury protection).....	0	0	0	0	0	0	0	0	0	0	0	0
19.4 Other commercial auto liability.....	0	0	0	0	0	0	0	0	0	0	0	0
21.1 Private passenger auto physical damage.....	0	0	0	0	0	0	0	0	0	0	0	0
21.2 Commercial auto physical damage.....	0	0	0	0	0	0	0	0	0	0	0	0
22. Aircraft (all perils).....	0	0	0	0	0	0	0	0	0	0	0	0
23. Fidelity.....	0	0	0	0	0	0	0	0	0	0	0	0
24. Surety.....	0	0	0	0	0	0	0	0	0	0	0	0
26. Burglary and theft.....	0	0	0	0	0	0	0	0	0	0	0	0
27. Boiler and machinery.....	0	0	0	0	0	0	0	0	0	0	0	0
28. Credit.....	0	0	0	0	0	0	0	0	0	0	0	0
30. Warranty.....	0	0	0	0	0	0	0	0	0	0	0	0
34. Aggregate write-ins for other lines of business.....	0	0	0	0	0	0	0	0	0	0	0	1,300
35. TOTALS (a).....	0	0	0	0	0	0	0	0	0	0	0	1,300

**DETAILS OF WRITE-INS**

3401. MISCELLANEOUS.....	0	0	0	0	0	0	0	0	0	0	0	1,300
3402. ....	0	0	0	0	0	0	0	0	0	0	0	0
3403. ....	0	0	0	0	0	0	0	0	0	0	0	0
3498. Summary of remaining write-ins for Line 34 from overflow page.....	0	0	0	0	0	0	0	0	0	0	0	0
3499. TOTALS (Lines 3401 through 3403 plus 3498) (Line 34 above).....	0	0	0	0	0	0	0	0	0	0	0	1,300

(a) Finance and service charges not included in Lines 1 to 35 \$.....0.

(b) For health business on indicated lines report: Number of persons insured under PPO managed care products.....0 and number of persons insured under indemnity only products.....0.

**EXHIBIT OF PREMIUMS AND LOSSES (Statutory Page 14)**



NAIC Group Code....241 NAIC Company Code....25321

BUSINESS IN THE STATE OF DELAWARE DURING THE YEAR

Line of Business	Gross Premiums, Including Policy and Membership Fees, Less Return Premiums and Premiums on Policies not Taken		Dividends Paid or Credited to Policyholders on Direct Business	Direct Unearned Premium Reserves	Direct Losses Paid (deducting salvage)	Direct Losses Incurred	Direct Losses Unpaid	Direct Defense and Cost Containment Expense Paid	Direct Defense and Cost Containment Expense Incurred	Direct Defense and Cost Containment Expense Unpaid	Commissions and Brokerage Expenses	Taxes, Licenses and Fees
	1 Direct Premiums Written	2 Direct Premiums Earned										
1. Fire.....	0	0	0	0	0	0	0	0	0	0	0	0
2.1 Allied lines.....	0	0	0	0	0	0	0	0	0	0	0	0
2.2 Multiple peril crop.....	0	0	0	0	0	0	0	0	0	0	0	0
2.3 Federal flood.....	0	0	0	0	0	0	0	0	0	0	0	0
2.4 Private crop.....	0	0	0	0	0	0	0	0	0	0	0	0
2.5 Private flood.....	0	0	0	0	0	0	0	0	0	0	0	0
3. Farmowners multiple peril.....	0	0	0	0	0	0	0	0	0	0	0	0
4. Homeowners multiple peril.....	0	0	0	0	0	0	0	0	0	0	0	0
5.1 Commercial multiple peril (non-liability portion).....	0	0	0	0	0	0	0	0	0	0	0	0
5.2 Commercial multiple peril (liability portion).....	0	0	0	0	0	0	0	0	0	0	0	0
6. Mortgage guaranty.....	0	0	0	0	0	0	0	0	0	0	0	0
8. Ocean marine.....	0	0	0	0	0	0	0	0	0	0	0	0
9. Inland marine.....	0	0	0	0	0	0	0	0	0	0	0	0
10. Financial guaranty.....	0	0	0	0	0	0	0	0	0	0	0	0
11. Medical professional liability.....	0	0	0	0	0	0	0	0	0	0	0	0
12. Earthquake.....	0	0	0	0	0	0	0	0	0	0	0	0
13. Group accident and health (b).....	0	0	0	0	0	0	0	0	0	0	0	0
14. Credit A&H (group and individual).....	0	0	0	0	0	0	0	0	0	0	0	0
15.1 Collectively renewable A&H (b).....	0	0	0	0	0	0	0	0	0	0	0	0
15.2 Non-cancelable A&H (b).....	0	0	0	0	0	0	0	0	0	0	0	0
15.3 Guaranteed renewable A&H (b).....	0	0	0	0	0	0	0	0	0	0	0	0
15.4 Non-renewable for stated reasons only (b).....	0	0	0	0	0	0	0	0	0	0	0	0
15.5 Other accident only.....	0	0	0	0	0	0	0	0	0	0	0	0
15.6 Medicare Title XVIII exempt from state taxes or fees.....	0	0	0	0	0	0	0	0	0	0	0	0
15.7 All other A&H (b).....	0	0	0	0	0	0	0	0	0	0	0	0
15.8 Federal employees health benefits plan premium.....	0	0	0	0	0	0	0	0	0	0	0	0
16. Workers' compensation.....	0	0	0	0	0	0	0	0	0	0	0	0
17.1 Other liability-occurrence.....	0	0	0	0	0	0	0	0	0	0	0	0
17.2 Other liability-claims-made.....	0	0	0	0	0	0	0	0	0	0	0	0
17.3 Excess workers' compensation.....	0	0	0	0	0	0	0	0	0	0	0	0
18. Products liability.....	0	0	0	0	0	0	0	0	0	0	0	0
19.1 Private passenger auto no-fault (personal injury protection).....	0	0	0	0	0	0	0	0	0	0	0	0
19.2 Other private passenger auto liability.....	0	0	0	0	0	0	0	0	0	0	0	0
19.3 Commercial auto no-fault (personal injury protection).....	0	0	0	0	0	0	0	0	0	0	0	0
19.4 Other commercial auto liability.....	0	0	0	0	0	0	0	0	0	0	0	0
21.1 Private passenger auto physical damage.....	0	0	0	0	0	0	0	0	0	0	0	0
21.2 Commercial auto physical damage.....	0	0	0	0	0	0	0	0	0	0	0	0
22. Aircraft (all perils).....	0	0	0	0	0	0	0	0	0	0	0	0
23. Fidelity.....	0	0	0	0	0	0	0	0	0	0	0	0
24. Surety.....	0	0	0	0	0	0	0	0	0	0	0	0
26. Burglary and theft.....	0	0	0	0	0	0	0	0	0	0	0	0
27. Boiler and machinery.....	0	0	0	0	0	0	0	0	0	0	0	0
28. Credit.....	0	0	0	0	0	0	0	0	0	0	0	0
30. Warranty.....	0	0	0	0	0	0	0	0	0	0	0	0
34. Aggregate write-ins for other lines of business.....	0	0	0	0	0	0	0	0	0	0	0	6,660
35. TOTALS (a).....	0	0	0	0	0	0	0	0	0	0	0	6,660

**DETAILS OF WRITE-INS**

3401. MISCELLANEOUS.....	0	0	0	0	0	0	0	0	0	0	0	6,660
3402. ....	0	0	0	0	0	0	0	0	0	0	0	0
3403. ....	0	0	0	0	0	0	0	0	0	0	0	0
3498. Summary of remaining write-ins for Line 34 from overflow page.....	0	0	0	0	0	0	0	0	0	0	0	0
3499. TOTALS (Lines 3401 through 3403 plus 3498) (Line 34 above).....	0	0	0	0	0	0	0	0	0	0	0	6,660

(a) Finance and service charges not included in Lines 1 to 35 \$.....0.

(b) For health business on indicated lines report: Number of persons insured under PPO managed care products.....0 and number of persons insured under indemnity only products.....0.

19.DE

**EXHIBIT OF PREMIUMS AND LOSSES (Statutory Page 14)**



NAIC Group Code....241 NAIC Company Code....25321

BUSINESS IN THE STATE OF FLORIDA DURING THE YEAR

19.FL

Line of Business	Gross Premiums, Including Policy and Membership Fees, Less Return Premiums and Premiums on Policies not Taken		Dividends Paid or Credited to Policyholders on Direct Business	Direct Unearned Premium Reserves	Direct Losses Paid (deducting salvage)	Direct Losses Incurred	Direct Losses Unpaid	Direct Defense and Cost Containment Expense Paid	Direct Defense and Cost Containment Expense Incurred	Direct Defense and Cost Containment Expense Unpaid	Commissions and Brokerage Expenses	Taxes, Licenses and Fees
	Direct Premiums Written	Direct Premiums Earned										
1. Fire.....	0	0	0	0	0	0	0	0	0	0	0	0
2.1 Allied lines.....	0	0	0	0	0	0	0	0	0	0	0	0
2.2 Multiple peril crop.....	0	0	0	0	0	0	0	0	0	0	0	0
2.3 Federal flood.....	0	0	0	0	0	0	0	0	0	0	0	0
2.4 Private crop.....	0	0	0	0	0	0	0	0	0	0	0	0
2.5 Private flood.....	0	0	0	0	0	0	0	0	0	0	0	0
3. Farmowners multiple peril.....	0	0	0	0	0	0	0	0	0	0	0	0
4. Homeowners multiple peril.....	0	0	0	0	0	0	0	0	0	0	0	0
5.1 Commercial multiple peril (non-liability portion).....	0	0	0	0	0	0	0	0	0	0	0	0
5.2 Commercial multiple peril (liability portion).....	0	0	0	0	0	0	0	0	0	0	0	0
6. Mortgage guaranty.....	0	0	0	0	0	0	0	0	0	0	0	0
8. Ocean marine.....	0	0	0	0	0	0	0	0	0	0	0	0
9. Inland marine.....	0	0	0	0	0	0	0	0	0	0	0	0
10. Financial guaranty.....	0	0	0	0	0	0	0	0	0	0	0	0
11. Medical professional liability.....	0	0	0	0	0	0	0	0	0	0	0	0
12. Earthquake.....	0	0	0	0	0	0	0	0	0	0	0	0
13. Group accident and health (b).....	0	0	0	0	0	0	0	0	0	0	0	0
14. Credit A&H (group and individual).....	0	0	0	0	0	0	0	0	0	0	0	0
15.1 Collectively renewable A&H (b).....	0	0	0	0	0	0	0	0	0	0	0	0
15.2 Non-cancelable A&H (b).....	0	0	0	0	0	0	0	0	0	0	0	0
15.3 Guaranteed renewable A&H (b).....	0	0	0	0	0	0	0	0	0	0	0	0
15.4 Non-renewable for stated reasons only (b).....	0	0	0	0	0	0	0	0	0	0	0	0
15.5 Other accident only.....	0	0	0	0	0	0	0	0	0	0	0	0
15.6 Medicare Title XVIII exempt from state taxes or fees.....	0	0	0	0	0	0	0	0	0	0	0	0
15.7 All other A&H (b).....	0	0	0	0	0	0	0	0	0	0	0	0
15.8 Federal employees health benefits plan premium.....	0	0	0	0	0	0	0	0	0	0	0	0
16. Workers' compensation.....	0	0	0	0	0	0	0	0	0	0	0	0
17.1 Other liability-occurrence.....	0	0	0	0	0	0	0	0	0	0	0	0
17.2 Other liability-claims-made.....	0	0	0	0	0	0	0	0	0	0	0	0
17.3 Excess workers' compensation.....	0	0	0	0	0	0	0	0	0	0	0	0
18. Products liability.....	0	0	0	0	0	0	0	0	0	0	0	0
19.1 Private passenger auto no-fault (personal injury protection).....	0	0	0	0	0	0	0	0	0	0	0	0
19.2 Other private passenger auto liability.....	0	0	0	0	0	0	0	0	0	0	0	0
19.3 Commercial auto no-fault (personal injury protection).....	0	0	0	0	0	0	0	0	0	0	0	0
19.4 Other commercial auto liability.....	0	0	0	0	0	0	0	0	0	0	0	0
21.1 Private passenger auto physical damage.....	0	0	0	0	0	0	0	0	0	0	0	0
21.2 Commercial auto physical damage.....	0	0	0	0	0	0	0	0	0	0	0	0
22. Aircraft (all perils).....	0	0	0	0	0	0	0	0	0	0	0	0
23. Fidelity.....	0	0	0	0	0	0	0	0	0	0	0	0
24. Surety.....	0	0	0	0	0	0	0	0	0	0	0	0
26. Burglary and theft.....	0	0	0	0	0	0	0	0	0	0	0	0
27. Boiler and machinery.....	0	0	0	0	0	0	0	0	0	0	0	0
28. Credit.....	0	0	0	0	0	0	0	0	0	0	0	0
30. Warranty.....	0	0	0	0	0	0	0	0	0	0	0	0
34. Aggregate write-ins for other lines of business.....	0	0	0	0	0	0	0	0	0	0	0	2,159
35. TOTALS (a).....	0	0	0	0	0	0	0	0	0	0	0	2,159

**DETAILS OF WRITE-INS**

3401. MISCELLANEOUS.....	0	0	0	0	0	0	0	0	0	0	0	2,159
3402. ....	0	0	0	0	0	0	0	0	0	0	0	0
3403. ....	0	0	0	0	0	0	0	0	0	0	0	0
3498. Summary of remaining write-ins for Line 34 from overflow page.....	0	0	0	0	0	0	0	0	0	0	0	0
3499. TOTALS (Lines 3401 through 3403 plus 3498) (Line 34 above).....	0	0	0	0	0	0	0	0	0	0	0	2,159

(a) Finance and service charges not included in Lines 1 to 35 \$.....0.

(b) For health business on indicated lines report: Number of persons insured under PPO managed care products.....0 and number of persons insured under indemnity only products.....0.

**EXHIBIT OF PREMIUMS AND LOSSES (Statutory Page 14)**



NAIC Group Code....241 NAIC Company Code....25321

BUSINESS IN THE STATE OF GEORGIA DURING THE YEAR

19.GA

Line of Business	Gross Premiums, Including Policy and Membership Fees, Less Return Premiums and Premiums on Policies not Taken		Dividends Paid or Credited to Policyholders on Direct Business	Direct Unearned Premium Reserves	Direct Losses Paid (deducting salvage)	Direct Losses Incurred	Direct Losses Unpaid	Direct Defense and Cost Containment Expense Paid	Direct Defense and Cost Containment Expense Incurred	Direct Defense and Cost Containment Expense Unpaid	Commissions and Brokerage Expenses	Taxes, Licenses and Fees
	Direct Premiums Written	Direct Premiums Earned										
1. Fire.....	0	0	0	0	0	0	0	0	0	0	0	0
2.1 Allied lines.....	0	0	0	0	0	0	0	0	0	0	0	0
2.2 Multiple peril crop.....	0	0	0	0	0	0	0	0	0	0	0	0
2.3 Federal flood.....	0	0	0	0	0	0	0	0	0	0	0	0
2.4 Private crop.....	0	0	0	0	0	0	0	0	0	0	0	0
2.5 Private flood.....	0	0	0	0	0	0	0	0	0	0	0	0
3. Farmowners multiple peril.....	0	0	0	0	0	0	0	0	0	0	0	0
4. Homeowners multiple peril.....	0	0	0	0	0	0	0	0	0	0	0	0
5.1 Commercial multiple peril (non-liability portion).....	0	0	0	0	0	0	0	0	0	0	0	0
5.2 Commercial multiple peril (liability portion).....	0	0	0	0	0	0	0	0	0	0	0	0
6. Mortgage guaranty.....	0	0	0	0	0	0	0	0	0	0	0	0
8. Ocean marine.....	0	0	0	0	0	0	0	0	0	0	0	0
9. Inland marine.....	0	0	0	0	0	0	0	0	0	0	0	0
10. Financial guaranty.....	0	0	0	0	0	0	0	0	0	0	0	0
11. Medical professional liability.....	0	0	0	0	0	0	0	0	0	0	0	0
12. Earthquake.....	0	0	0	0	0	0	0	0	0	0	0	0
13. Group accident and health (b).....	0	0	0	0	0	0	0	0	0	0	0	0
14. Credit A&H (group and individual).....	0	0	0	0	0	0	0	0	0	0	0	0
15.1 Collectively renewable A&H (b).....	0	0	0	0	0	0	0	0	0	0	0	0
15.2 Non-cancelable A&H (b).....	0	0	0	0	0	0	0	0	0	0	0	0
15.3 Guaranteed renewable A&H (b).....	0	0	0	0	0	0	0	0	0	0	0	0
15.4 Non-renewable for stated reasons only (b).....	0	0	0	0	0	0	0	0	0	0	0	0
15.5 Other accident only.....	0	0	0	0	0	0	0	0	0	0	0	0
15.6 Medicare Title XVIII exempt from state taxes or fees.....	0	0	0	0	0	0	0	0	0	0	0	0
15.7 All other A&H (b).....	0	0	0	0	0	0	0	0	0	0	0	0
15.8 Federal employees health benefits plan premium.....	0	0	0	0	0	0	0	0	0	0	0	0
16. Workers' compensation.....	0	0	0	0	0	0	0	0	0	0	0	0
17.1 Other liability-occurrence.....	0	0	0	0	0	0	0	0	0	0	0	0
17.2 Other liability-claims-made.....	0	0	0	0	0	0	0	0	0	0	0	0
17.3 Excess workers' compensation.....	0	0	0	0	0	0	0	0	0	0	0	0
18. Products liability.....	0	0	0	0	0	0	0	0	0	0	0	0
19.1 Private passenger auto no-fault (personal injury protection).....	0	0	0	0	0	0	0	0	0	0	0	0
19.2 Other private passenger auto liability.....	135,496	138,674	0	33,149	169,475	257,067	134,571	813	9,186	11,720	5,042	8,524
19.3 Commercial auto no-fault (personal injury protection).....	0	0	0	0	0	0	0	0	0	0	0	0
19.4 Other commercial auto liability.....	0	0	0	0	0	0	0	0	0	0	0	0
21.1 Private passenger auto physical damage.....	129,881	131,109	0	29,363	48,137	62,676	7,959	0	(247)	(138)	3,771	8,216
21.2 Commercial auto physical damage.....	0	0	0	0	0	0	0	0	0	0	0	0
22. Aircraft (all perils).....	0	0	0	0	0	0	0	0	0	0	0	0
23. Fidelity.....	0	0	0	0	0	0	0	0	0	0	0	0
24. Surety.....	0	0	0	0	0	0	0	0	0	0	0	0
26. Burglary and theft.....	0	0	0	0	0	0	0	0	0	0	0	0
27. Boiler and machinery.....	0	0	0	0	0	0	0	0	0	0	0	0
28. Credit.....	0	0	0	0	0	0	0	0	0	0	0	0
30. Warranty.....	0	0	0	0	0	0	0	0	0	0	0	0
34. Aggregate write-ins for other lines of business.....	0	0	0	0	0	0	0	0	0	0	0	0
35. TOTALS (a).....	265,377	269,783	0	62,512	217,612	319,743	142,530	813	8,939	11,582	8,813	16,740

**DETAILS OF WRITE-INS**

3401. MISCELLANEOUS.....	0	0	0	0	0	0	0	0	0	0	0	0
3402. ....	0	0	0	0	0	0	0	0	0	0	0	0
3403. ....	0	0	0	0	0	0	0	0	0	0	0	0
3498. Summary of remaining write-ins for Line 34 from overflow page.....	0	0	0	0	0	0	0	0	0	0	0	0
3499. TOTALS (Lines 3401 through 3403 plus 3498) (Line 34 above).....	0	0	0	0	0	0	0	0	0	0	0	0

(a) Finance and service charges not included in Lines 1 to 35 \$.....1,770.

(b) For health business on indicated lines report: Number of persons insured under PPO managed care products.....0 and number of persons insured under indemnity only products.....0.

**EXHIBIT OF PREMIUMS AND LOSSES (Statutory Page 14)**



NAIC Group Code....241 NAIC Company Code....25321

BUSINESS IN GRAND TOTAL DURING THE YEAR

19.GT

Line of Business	Gross Premiums, Including Policy and Membership Fees, Less Return Premiums and Premiums on Policies not Taken		3 Dividends Paid or Credited to Policyholders on Direct Business	4 Direct Unearned Premium Reserves	5 Direct Losses Paid (deducting salvage)	6 Direct Losses Incurred	7 Direct Losses Unpaid	8 Direct Defense and Cost Containment Expense Paid	9 Direct Defense and Cost Containment Expense Incurred	10 Direct Defense and Cost Containment Expense Unpaid	11 Commissions and Brokerage Expenses	12 Taxes, Licenses and Fees
	1 Direct Premiums Written	2 Direct Premiums Earned										
1. Fire.....	103,892	97,019	0	55,608	36,490	42,877	21,881	3,660	4,327	3,269	20,696	2,286
2.1 Allied lines.....	0	0	0	0	0	(45)	0	0	0	0	0	0
2.2 Multiple peril crop.....	0	0	0	0	0	0	0	0	0	0	0	0
2.3 Federal flood.....	338,970	356,658	0	185,076	9,084	9,084	0	1,100	1,100	0	59,907	7,966
2.4 Private crop.....	0	0	0	0	0	0	0	0	0	0	0	0
2.5 Private flood.....	0	0	0	0	0	0	0	0	0	0	0	0
3. Farmowners multiple peril.....	0	0	0	0	0	0	0	0	0	0	0	0
4. Homeowners multiple peril.....	53,019,979	51,910,436	0	27,984,800	36,910,394	37,743,553	8,835,572	276,497	287,449	363,242	3,488,965	1,169,620
5.1 Commercial multiple peril (non-liability portion).....	559,810	347,105	0	315,382	180,116	292,653	(68,069)	0	9,281	10,184	102,371	17,830
5.2 Commercial multiple peril (liability portion).....	453,299	311,525	0	269,790	178,777	280,395	141,250	0	5,778	15,686	87,028	14,522
6. Mortgage guaranty.....	0	0	0	0	0	0	0	0	0	0	0	0
8. Ocean marine.....	0	0	0	0	0	0	0	0	0	0	0	0
9. Inland marine.....	1,125,028	1,129,028	0	584,224	283,079	273,725	88,913	0	(418)	2,921	66,427	27,310
10. Financial guaranty.....	0	0	0	0	0	0	0	0	0	0	0	0
11. Medical professional liability.....	0	0	0	0	0	0	0	0	0	0	0	0
12. Earthquake.....	1,781,729	1,728,348	0	911,829	0	(1,806)	119,693	0	(236)	2,175	109,874	46,287
13. Group accident and health (b).....	0	0	0	0	0	0	0	0	0	0	0	0
14. Credit A&H (group and individual).....	0	0	0	0	0	0	0	0	0	0	0	0
15.1 Collectively renewable A&H (b).....	0	0	0	0	0	0	0	0	0	0	0	0
15.2 Non-cancelable A&H (b).....	0	0	0	0	0	0	0	0	0	0	0	0
15.3 Guaranteed renewable A&H (b).....	0	0	0	0	0	0	0	0	0	0	0	0
15.4 Non-renewable for stated reasons only (b).....	0	0	0	0	0	0	0	0	0	0	0	0
15.5 Other accident only.....	0	0	0	0	0	0	0	0	0	0	0	0
15.6 Medicare Title XVIII exempt from state taxes or fees.....	0	0	0	0	0	0	0	0	0	0	0	0
15.7 All other A&H (b).....	0	0	0	0	0	0	0	0	0	0	0	0
15.8 Federal employees health benefits plan premium.....	0	0	0	0	0	0	0	0	0	0	0	0
16. Workers' compensation.....	0	0	0	0	0	0	0	0	0	0	0	0
17.1 Other liability-occurrence.....	681,995	663,014	0	351,750	200,000	562,095	1,119,463	8,846	10,916	6,862	63,340	16,004
17.2 Other liability-claims-made.....	0	0	0	0	0	0	0	0	0	0	0	0
17.3 Excess workers' compensation.....	0	0	0	0	0	0	0	0	0	0	0	0
18. Products liability.....	0	0	0	0	0	0	0	0	0	0	0	0
19.1 Private passenger auto no-fault (personal injury protection).....	8,871,731	8,906,223	0	2,887,622	6,788,820	3,864,382	10,261,672	673,290	(140,340)	2,724,615	295,938	196,904
19.2 Other private passenger auto liability.....	147,857,586	142,416,530	0	59,791,320	92,350,735	104,439,868	100,502,942	4,992,602	5,610,541	8,125,731	9,099,304	3,820,939
19.3 Commercial auto no-fault (personal injury protection).....	0	0	0	0	0	0	0	0	0	0	0	0
19.4 Other commercial auto liability.....	263,700	38,296	0	225,404	0	17,474	17,474	0	1,159	1,159	46,209	7
21.1 Private passenger auto physical damage.....	120,940,350	116,108,183	0	48,408,241	69,750,487	70,694,752	385,298	315,976	326,288	60,767	7,234,335	3,199,547
21.2 Commercial auto physical damage.....	86,510	13,280	0	73,230	3,182	10,107	6,926	0	14	14	15,356	2
22. Aircraft (all perils).....	0	0	0	0	0	0	0	0	0	0	0	0
23. Fidelity.....	0	0	0	0	0	0	0	0	0	0	0	0
24. Surety.....	0	0	0	0	0	0	0	0	0	0	0	0
26. Burglary and theft.....	0	0	0	0	0	0	0	0	0	0	0	0
27. Boiler and machinery.....	0	0	0	0	0	0	0	0	0	0	0	0
28. Credit.....	0	0	0	0	0	0	0	0	0	0	0	0
30. Warranty.....	0	0	0	0	0	0	0	0	0	0	0	0
34. Aggregate write-ins for other lines of business.....	0	0	0	0	0	0	0	0	0	0	0	54,521
35. TOTALS (a).....	336,084,579	324,025,645	0	142,044,276	206,691,164	218,229,114	121,433,015	6,271,971	6,115,859	11,316,625	20,689,750	8,573,745

**DETAILS OF WRITE-INS**

3401. MISCELLANEOUS.....	0	0	0	0	0	0	0	0	0	0	0	54,521
3402. ....	0	0	0	0	0	0	0	0	0	0	0	0
3403. ....	0	0	0	0	0	0	0	0	0	0	0	0
3498. Summary of remaining write-ins for Line 34 from overflow page.....	0	0	0	0	0	0	0	0	0	0	0	0
3499. TOTALS (Lines 3401 through 3403 plus 3498) (Line 34 above).....	0	0	0	0	0	0	0	0	0	0	0	54,521

(a) Finance and service charges not included in Lines 1 to 35 \$.....738,254.

(b) For health business on indicated lines report: Number of persons insured under PPO managed care products.....0 and number of persons insured under indemnity only products.....0.

**EXHIBIT OF PREMIUMS AND LOSSES (Statutory Page 14)**



NAIC Group Code....241 NAIC Company Code....25321

BUSINESS IN THE STATE OF HAWAII DURING THE YEAR

19 HI

Line of Business	Gross Premiums, Including Policy and Membership Fees, Less Return Premiums and Premiums on Policies not Taken		3 Dividends Paid or Credited to Policyholders on Direct Business	4 Direct Unearned Premium Reserves	5 Direct Losses Paid (deducting salvage)	6 Direct Losses Incurred	7 Direct Losses Unpaid	8 Direct Defense and Cost Containment Expense Paid	9 Direct Defense and Cost Containment Expense Incurred	10 Direct Defense and Cost Containment Expense Unpaid	11 Commissions and Brokerage Expenses	12 Taxes, Licenses and Fees
	1 Direct Premiums Written	2 Direct Premiums Earned										
1. Fire.....	0	0	0	0	0	0	0	0	0	0	0	0
2.1 Allied lines.....	0	0	0	0	0	0	0	0	0	0	0	0
2.2 Multiple peril crop.....	0	0	0	0	0	0	0	0	0	0	0	0
2.3 Federal flood.....	0	0	0	0	0	0	0	0	0	0	0	0
2.4 Private crop.....	0	0	0	0	0	0	0	0	0	0	0	0
2.5 Private flood.....	0	0	0	0	0	0	0	0	0	0	0	0
3. Farmowners multiple peril.....	0	0	0	0	0	0	0	0	0	0	0	0
4. Homeowners multiple peril.....	0	0	0	0	0	0	0	0	0	0	0	0
5.1 Commercial multiple peril (non-liability portion).....	0	0	0	0	0	0	0	0	0	0	0	0
5.2 Commercial multiple peril (liability portion).....	0	0	0	0	0	0	0	0	0	0	0	0
6. Mortgage guaranty.....	0	0	0	0	0	0	0	0	0	0	0	0
8. Ocean marine.....	0	0	0	0	0	0	0	0	0	0	0	0
9. Inland marine.....	0	0	0	0	0	0	0	0	0	0	0	0
10. Financial guaranty.....	0	0	0	0	0	0	0	0	0	0	0	0
11. Medical professional liability.....	0	0	0	0	0	0	0	0	0	0	0	0
12. Earthquake.....	0	0	0	0	0	0	0	0	0	0	0	0
13. Group accident and health (b).....	0	0	0	0	0	0	0	0	0	0	0	0
14. Credit A&H (group and individual).....	0	0	0	0	0	0	0	0	0	0	0	0
15.1 Collectively renewable A&H (b).....	0	0	0	0	0	0	0	0	0	0	0	0
15.2 Non-cancelable A&H (b).....	0	0	0	0	0	0	0	0	0	0	0	0
15.3 Guaranteed renewable A&H (b).....	0	0	0	0	0	0	0	0	0	0	0	0
15.4 Non-renewable for stated reasons only (b).....	0	0	0	0	0	0	0	0	0	0	0	0
15.5 Other accident only.....	0	0	0	0	0	0	0	0	0	0	0	0
15.6 Medicare Title XVIII exempt from state taxes or fees.....	0	0	0	0	0	0	0	0	0	0	0	0
15.7 All other A&H (b).....	0	0	0	0	0	0	0	0	0	0	0	0
15.8 Federal employees health benefits plan premium.....	0	0	0	0	0	0	0	0	0	0	0	0
16. Workers' compensation.....	0	0	0	0	0	0	0	0	0	0	0	0
17.1 Other liability-occurrence.....	0	0	0	0	0	0	0	0	0	0	0	0
17.2 Other liability-claims-made.....	0	0	0	0	0	0	0	0	0	0	0	0
17.3 Excess workers' compensation.....	0	0	0	0	0	0	0	0	0	0	0	0
18. Products liability.....	0	0	0	0	0	0	0	0	0	0	0	0
19.1 Private passenger auto no-fault (personal injury protection).....	0	0	0	0	0	0	0	0	0	0	0	0
19.2 Other private passenger auto liability.....	0	0	0	0	0	0	0	0	0	0	0	0
19.3 Commercial auto no-fault (personal injury protection).....	0	0	0	0	0	0	0	0	0	0	0	0
19.4 Other commercial auto liability.....	0	0	0	0	0	0	0	0	0	0	0	0
21.1 Private passenger auto physical damage.....	0	0	0	0	0	0	0	0	0	0	0	0
21.2 Commercial auto physical damage.....	0	0	0	0	0	0	0	0	0	0	0	0
22. Aircraft (all perils).....	0	0	0	0	0	0	0	0	0	0	0	0
23. Fidelity.....	0	0	0	0	0	0	0	0	0	0	0	0
24. Surety.....	0	0	0	0	0	0	0	0	0	0	0	0
26. Burglary and theft.....	0	0	0	0	0	0	0	0	0	0	0	0
27. Boiler and machinery.....	0	0	0	0	0	0	0	0	0	0	0	0
28. Credit.....	0	0	0	0	0	0	0	0	0	0	0	0
30. Warranty.....	0	0	0	0	0	0	0	0	0	0	0	0
34. Aggregate write-ins for other lines of business.....	0	0	0	0	0	0	0	0	0	0	0	1,200
35. TOTALS (a).....	0	0	0	0	0	0	0	0	0	0	0	1,200

**DETAILS OF WRITE-INS**

3401. MISCELLANEOUS.....	0	0	0	0	0	0	0	0	0	0	0	1,200
3402. ....	0	0	0	0	0	0	0	0	0	0	0	0
3403. ....	0	0	0	0	0	0	0	0	0	0	0	0
3498. Summary of remaining write-ins for Line 34 from overflow page.....	0	0	0	0	0	0	0	0	0	0	0	0
3499. TOTALS (Lines 3401 through 3403 plus 3498) (Line 34 above).....	0	0	0	0	0	0	0	0	0	0	0	1,200

(a) Finance and service charges not included in Lines 1 to 35 \$.....0.

(b) For health business on indicated lines report: Number of persons insured under PPO managed care products.....0 and number of persons insured under indemnity only products.....0.

**EXHIBIT OF PREMIUMS AND LOSSES (Statutory Page 14)**



NAIC Group Code....241 NAIC Company Code....25321

BUSINESS IN THE STATE OF IOWA DURING THE YEAR

191A

Line of Business	Gross Premiums, Including Policy and Membership Fees, Less Return Premiums and Premiums on Policies not Taken		3 Dividends Paid or Credited to Policyholders on Direct Business	4 Direct Unearned Premium Reserves	5 Direct Losses Paid (deducting salvage)	6 Direct Losses Incurred	7 Direct Losses Unpaid	8 Direct Defense and Cost Containment Expense Paid	9 Direct Defense and Cost Containment Expense Incurred	10 Direct Defense and Cost Containment Expense Unpaid	11 Commissions and Brokerage Expenses	12 Taxes, Licenses and Fees
	1 Direct Premiums Written	2 Direct Premiums Earned										
1. Fire.....	0	0	0	0	0	0	0	0	0	0	0	0
2.1 Allied lines.....	0	0	0	0	0	0	0	0	0	0	0	0
2.2 Multiple peril crop.....	0	0	0	0	0	0	0	0	0	0	0	0
2.3 Federal flood.....	0	0	0	0	0	0	0	0	0	0	0	0
2.4 Private crop.....	0	0	0	0	0	0	0	0	0	0	0	0
2.5 Private flood.....	0	0	0	0	0	0	0	0	0	0	0	0
3. Farmowners multiple peril.....	0	0	0	0	0	0	0	0	0	0	0	0
4. Homeowners multiple peril.....	0	0	0	0	0	0	0	0	0	0	0	0
5.1 Commercial multiple peril (non-liability portion).....	0	0	0	0	0	0	0	0	0	0	0	0
5.2 Commercial multiple peril (liability portion).....	0	0	0	0	0	0	0	0	0	0	0	0
6. Mortgage guaranty.....	0	0	0	0	0	0	0	0	0	0	0	0
8. Ocean marine.....	0	0	0	0	0	0	0	0	0	0	0	0
9. Inland marine.....	0	0	0	0	0	0	0	0	0	0	0	0
10. Financial guaranty.....	0	0	0	0	0	0	0	0	0	0	0	0
11. Medical professional liability.....	0	0	0	0	0	0	0	0	0	0	0	0
12. Earthquake.....	0	0	0	0	0	0	0	0	0	0	0	0
13. Group accident and health (b).....	0	0	0	0	0	0	0	0	0	0	0	0
14. Credit A&H (group and individual).....	0	0	0	0	0	0	0	0	0	0	0	0
15.1 Collectively renewable A&H (b).....	0	0	0	0	0	0	0	0	0	0	0	0
15.2 Non-cancelable A&H (b).....	0	0	0	0	0	0	0	0	0	0	0	0
15.3 Guaranteed renewable A&H (b).....	0	0	0	0	0	0	0	0	0	0	0	0
15.4 Non-renewable for stated reasons only (b).....	0	0	0	0	0	0	0	0	0	0	0	0
15.5 Other accident only.....	0	0	0	0	0	0	0	0	0	0	0	0
15.6 Medicare Title XVIII exempt from state taxes or fees.....	0	0	0	0	0	0	0	0	0	0	0	0
15.7 All other A&H (b).....	0	0	0	0	0	0	0	0	0	0	0	0
15.8 Federal employees health benefits plan premium.....	0	0	0	0	0	0	0	0	0	0	0	0
16. Workers' compensation.....	0	0	0	0	0	0	0	0	0	0	0	0
17.1 Other liability-occurrence.....	0	0	0	0	0	0	0	0	0	0	0	0
17.2 Other liability-claims-made.....	0	0	0	0	0	0	0	0	0	0	0	0
17.3 Excess workers' compensation.....	0	0	0	0	0	0	0	0	0	0	0	0
18. Products liability.....	0	0	0	0	0	0	0	0	0	0	0	0
19.1 Private passenger auto no-fault (personal injury protection).....	0	0	0	0	0	0	0	0	0	0	0	0
19.2 Other private passenger auto liability.....	3,112	1,267	0	1,845	0	87	87	0	4	4	231	190
19.3 Commercial auto no-fault (personal injury protection).....	0	0	0	0	0	0	0	0	0	0	0	0
19.4 Other commercial auto liability.....	0	0	0	0	0	0	0	0	0	0	0	0
21.1 Private passenger auto physical damage.....	2,784	1,335	0	1,449	0	24	24	0	0	0	154	166
21.2 Commercial auto physical damage.....	0	0	0	0	0	0	0	0	0	0	0	0
22. Aircraft (all perils).....	0	0	0	0	0	0	0	0	0	0	0	0
23. Fidelity.....	0	0	0	0	0	0	0	0	0	0	0	0
24. Surety.....	0	0	0	0	0	0	0	0	0	0	0	0
26. Burglary and theft.....	0	0	0	0	0	0	0	0	0	0	0	0
27. Boiler and machinery.....	0	0	0	0	0	0	0	0	0	0	0	0
28. Credit.....	0	0	0	0	0	0	0	0	0	0	0	0
30. Warranty.....	0	0	0	0	0	0	0	0	0	0	0	0
34. Aggregate write-ins for other lines of business.....	0	0	0	0	0	0	0	0	0	0	0	0
35. TOTALS (a).....	5,896	2,602	0	3,294	0	111	111	0	4	4	385	356

**DETAILS OF WRITE-INS**

3401. MISCELLANEOUS.....	0	0	0	0	0	0	0	0	0	0	0	0
3402. ....	0	0	0	0	0	0	0	0	0	0	0	0
3403. ....	0	0	0	0	0	0	0	0	0	0	0	0
3498. Summary of remaining write-ins for Line 34 from overflow page.....	0	0	0	0	0	0	0	0	0	0	0	0
3499. TOTALS (Lines 3401 through 3403 plus 3498) (Line 34 above).....	0	0	0	0	0	0	0	0	0	0	0	0

(a) Finance and service charges not included in Lines 1 to 35 \$.....70.

(b) For health business on indicated lines report: Number of persons insured under PPO managed care products.....0 and number of persons insured under indemnity only products.....0.

**EXHIBIT OF PREMIUMS AND LOSSES (Statutory Page 14)**



NAIC Group Code....241 NAIC Company Code....25321

BUSINESS IN THE STATE OF IDAHO DURING THE YEAR

19.ID

Line of Business	Gross Premiums, Including Policy and Membership Fees, Less Return Premiums and Premiums on Policies not Taken		3 Dividends Paid or Credited to Policyholders on Direct Business	4 Direct Unearned Premium Reserves	5 Direct Losses Paid (deducting salvage)	6 Direct Losses Incurred	7 Direct Losses Unpaid	8 Direct Defense and Cost Containment Expense Paid	9 Direct Defense and Cost Containment Expense Incurred	10 Direct Defense and Cost Containment Expense Unpaid	11 Commissions and Brokerage Expenses	12 Taxes, Licenses and Fees
	1 Direct Premiums Written	2 Direct Premiums Earned										
1. Fire.....	0	0	0	0	0	0	0	0	0	0	0	0
2.1 Allied lines.....	0	0	0	0	0	0	0	0	0	0	0	0
2.2 Multiple peril crop.....	0	0	0	0	0	0	0	0	0	0	0	0
2.3 Federal flood.....	0	0	0	0	0	0	0	0	0	0	0	0
2.4 Private crop.....	0	0	0	0	0	0	0	0	0	0	0	0
2.5 Private flood.....	0	0	0	0	0	0	0	0	0	0	0	0
3. Farmowners multiple peril.....	0	0	0	0	0	0	0	0	0	0	0	0
4. Homeowners multiple peril.....	0	0	0	0	0	0	0	0	0	0	0	0
5.1 Commercial multiple peril (non-liability portion).....	0	0	0	0	0	0	0	0	0	0	0	0
5.2 Commercial multiple peril (liability portion).....	0	0	0	0	0	0	0	0	0	0	0	0
6. Mortgage guaranty.....	0	0	0	0	0	0	0	0	0	0	0	0
8. Ocean marine.....	0	0	0	0	0	0	0	0	0	0	0	0
9. Inland marine.....	0	0	0	0	0	0	0	0	0	0	0	0
10. Financial guaranty.....	0	0	0	0	0	0	0	0	0	0	0	0
11. Medical professional liability.....	0	0	0	0	0	0	0	0	0	0	0	0
12. Earthquake.....	0	0	0	0	0	0	0	0	0	0	0	0
13. Group accident and health (b).....	0	0	0	0	0	0	0	0	0	0	0	0
14. Credit A&H (group and individual).....	0	0	0	0	0	0	0	0	0	0	0	0
15.1 Collectively renewable A&H (b).....	0	0	0	0	0	0	0	0	0	0	0	0
15.2 Non-cancelable A&H (b).....	0	0	0	0	0	0	0	0	0	0	0	0
15.3 Guaranteed renewable A&H (b).....	0	0	0	0	0	0	0	0	0	0	0	0
15.4 Non-renewable for stated reasons only (b).....	0	0	0	0	0	0	0	0	0	0	0	0
15.5 Other accident only.....	0	0	0	0	0	0	0	0	0	0	0	0
15.6 Medicare Title XVIII exempt from state taxes or fees.....	0	0	0	0	0	0	0	0	0	0	0	0
15.7 All other A&H (b).....	0	0	0	0	0	0	0	0	0	0	0	0
15.8 Federal employees health benefits plan premium.....	0	0	0	0	0	0	0	0	0	0	0	0
16. Workers' compensation.....	0	0	0	0	0	0	0	0	0	0	0	0
17.1 Other liability-occurrence.....	0	0	0	0	0	0	0	0	0	0	0	0
17.2 Other liability-claims-made.....	0	0	0	0	0	0	0	0	0	0	0	0
17.3 Excess workers' compensation.....	0	0	0	0	0	0	0	0	0	0	0	0
18. Products liability.....	0	0	0	0	0	0	0	0	0	0	0	0
19.1 Private passenger auto no-fault (personal injury protection).....	0	0	0	0	0	0	0	0	0	0	0	0
19.2 Other private passenger auto liability.....	4,146	2,800	0	1,346	0	300	300	0	24	24	279	1,312
19.3 Commercial auto no-fault (personal injury protection).....	0	0	0	0	0	0	0	0	0	0	0	0
19.4 Other commercial auto liability.....	0	0	0	0	0	0	0	0	0	0	0	0
21.1 Private passenger auto physical damage.....	4,396	2,789	0	1,607	0	48	48	0	0	0	279	1,363
21.2 Commercial auto physical damage.....	0	0	0	0	0	0	0	0	0	0	0	0
22. Aircraft (all perils).....	0	0	0	0	0	0	0	0	0	0	0	0
23. Fidelity.....	0	0	0	0	0	0	0	0	0	0	0	0
24. Surety.....	0	0	0	0	0	0	0	0	0	0	0	0
26. Burglary and theft.....	0	0	0	0	0	0	0	0	0	0	0	0
27. Boiler and machinery.....	0	0	0	0	0	0	0	0	0	0	0	0
28. Credit.....	0	0	0	0	0	0	0	0	0	0	0	0
30. Warranty.....	0	0	0	0	0	0	0	0	0	0	0	0
34. Aggregate write-ins for other lines of business.....	0	0	0	0	0	0	0	0	0	0	0	0
35. TOTALS (a).....	8,542	5,589	0	2,953	0	348	348	0	24	24	558	2,675

**DETAILS OF WRITE-INS**

3401. MISCELLANEOUS.....	0	0	0	0	0	0	0	0	0	0	0	0
3402. ....	0	0	0	0	0	0	0	0	0	0	0	0
3403. ....	0	0	0	0	0	0	0	0	0	0	0	0
3498. Summary of remaining write-ins for Line 34 from overflow page.....	0	0	0	0	0	0	0	0	0	0	0	0
3499. TOTALS (Lines 3401 through 3403 plus 3498) (Line 34 above).....	0	0	0	0	0	0	0	0	0	0	0	0

(a) Finance and service charges not included in Lines 1 to 35 \$.....50.

(b) For health business on indicated lines report: Number of persons insured under PPO managed care products.....0 and number of persons insured under indemnity only products.....0.



**EXHIBIT OF PREMIUMS AND LOSSES (Statutory Page 14)**



NAIC Group Code....241 NAIC Company Code....25321

BUSINESS IN THE STATE OF ILLINOIS DURING THE YEAR

191L

Line of Business	Gross Premiums, Including Policy and Membership Fees, Less Return Premiums and Premiums on Policies not Taken		Dividends Paid or Credited to Policyholders on Direct Business	Direct Unearned Premium Reserves	Direct Losses Paid (deducting salvage)	Direct Losses Incurred	Direct Losses Unpaid	Direct Defense and Cost Containment Expense Paid	Direct Defense and Cost Containment Expense Incurred	Direct Defense and Cost Containment Expense Unpaid	Commissions and Brokerage Expenses	Taxes, Licenses and Fees
	Direct Premiums Written	Direct Premiums Earned										
1. Fire.....	0	0	0	0	0	0	0	0	0	0	0	0
2.1 Allied lines.....	0	0	0	0	0	0	0	0	0	0	0	0
2.2 Multiple peril crop.....	0	0	0	0	0	0	0	0	0	0	0	0
2.3 Federal flood.....	0	0	0	0	0	0	0	0	0	0	0	0
2.4 Private crop.....	0	0	0	0	0	0	0	0	0	0	0	0
2.5 Private flood.....	0	0	0	0	0	0	0	0	0	0	0	0
3. Farmowners multiple peril.....	0	0	0	0	0	0	0	0	0	0	0	0
4. Homeowners multiple peril.....	0	0	0	0	0	0	0	0	0	0	0	0
5.1 Commercial multiple peril (non-liability portion).....	0	0	0	0	0	0	0	0	0	0	0	0
5.2 Commercial multiple peril (liability portion).....	0	0	0	0	0	0	0	0	0	0	0	0
6. Mortgage guaranty.....	0	0	0	0	0	0	0	0	0	0	0	0
8. Ocean marine.....	0	0	0	0	0	0	0	0	0	0	0	0
9. Inland marine.....	0	0	0	0	0	0	0	0	0	0	0	0
10. Financial guaranty.....	0	0	0	0	0	0	0	0	0	0	0	0
11. Medical professional liability.....	0	0	0	0	0	0	0	0	0	0	0	0
12. Earthquake.....	0	0	0	0	0	0	0	0	0	0	0	0
13. Group accident and health (b).....	0	0	0	0	0	0	0	0	0	0	0	0
14. Credit A&H (group and individual).....	0	0	0	0	0	0	0	0	0	0	0	0
15.1 Collectively renewable A&H (b).....	0	0	0	0	0	0	0	0	0	0	0	0
15.2 Non-cancelable A&H (b).....	0	0	0	0	0	0	0	0	0	0	0	0
15.3 Guaranteed renewable A&H (b).....	0	0	0	0	0	0	0	0	0	0	0	0
15.4 Non-renewable for stated reasons only (b).....	0	0	0	0	0	0	0	0	0	0	0	0
15.5 Other accident only.....	0	0	0	0	0	0	0	0	0	0	0	0
15.6 Medicare Title XVIII exempt from state taxes or fees.....	0	0	0	0	0	0	0	0	0	0	0	0
15.7 All other A&H (b).....	0	0	0	0	0	0	0	0	0	0	0	0
15.8 Federal employees health benefits plan premium.....	0	0	0	0	0	0	0	0	0	0	0	0
16. Workers' compensation.....	0	0	0	0	0	0	0	0	0	0	0	0
17.1 Other liability-occurrence.....	0	0	0	0	0	0	0	0	0	0	0	0
17.2 Other liability-claims-made.....	0	0	0	0	0	0	0	0	0	0	0	0
17.3 Excess workers' compensation.....	0	0	0	0	0	0	0	0	0	0	0	0
18. Products liability.....	0	0	0	0	0	0	0	0	0	0	0	0
19.1 Private passenger auto no-fault (personal injury protection).....	0	0	0	0	0	0	0	0	0	0	0	0
19.2 Other private passenger auto liability.....	53,124	36,046	0	18,967	494	2,952	2,461	0	118	118	3,400	2,561
19.3 Commercial auto no-fault (personal injury protection).....	0	0	0	0	0	0	0	0	0	0	0	0
19.4 Other commercial auto liability.....	0	0	0	0	0	0	0	0	0	0	0	0
21.1 Private passenger auto physical damage.....	33,611	22,474	0	12,205	11,405	10,334	(1,071)	0	20	20	2,267	1,619
21.2 Commercial auto physical damage.....	0	0	0	0	0	0	0	0	0	0	0	0
22. Aircraft (all perils).....	0	0	0	0	0	0	0	0	0	0	0	0
23. Fidelity.....	0	0	0	0	0	0	0	0	0	0	0	0
24. Surety.....	0	0	0	0	0	0	0	0	0	0	0	0
26. Burglary and theft.....	0	0	0	0	0	0	0	0	0	0	0	0
27. Boiler and machinery.....	0	0	0	0	0	0	0	0	0	0	0	0
28. Credit.....	0	0	0	0	0	0	0	0	0	0	0	0
30. Warranty.....	0	0	0	0	0	0	0	0	0	0	0	0
34. Aggregate write-ins for other lines of business.....	0	0	0	0	0	0	0	0	0	0	0	0
35. TOTALS (a).....	86,735	58,520	0	31,172	11,899	13,286	1,390	0	138	138	5,667	4,180

**DETAILS OF WRITE-INS**

3401. MISCELLANEOUS.....	0	0	0	0	0	0	0	0	0	0	0	0
3402. ....	0	0	0	0	0	0	0	0	0	0	0	0
3403. ....	0	0	0	0	0	0	0	0	0	0	0	0
3498. Summary of remaining write-ins for Line 34 from overflow page.....	0	0	0	0	0	0	0	0	0	0	0	0
3499. TOTALS (Lines 3401 through 3403 plus 3498) (Line 34 above).....	0	0	0	0	0	0	0	0	0	0	0	0

(a) Finance and service charges not included in Lines 1 to 35 \$.....370.

(b) For health business on indicated lines report: Number of persons insured under PPO managed care products.....0 and number of persons insured under indemnity only products.....0.

**EXHIBIT OF PREMIUMS AND LOSSES (Statutory Page 14)**



NAIC Group Code....241 NAIC Company Code....25321

BUSINESS IN THE STATE OF INDIANA DURING THE YEAR

1916

Line of Business	Gross Premiums, Including Policy and Membership Fees, Less Return Premiums and Premiums on Policies not Taken		Dividends Paid or Credited to Policyholders on Direct Business	Direct Unearned Premium Reserves	Direct Losses Paid (deducting salvage)	Direct Losses Incurred	Direct Losses Unpaid	Direct Defense and Cost Containment Expense Paid	Direct Defense and Cost Containment Expense Incurred	Direct Defense and Cost Containment Expense Unpaid	Commissions and Brokerage Expenses	Taxes, Licenses and Fees
	Direct Premiums Written	Direct Premiums Earned										
1. Fire.....	0	0	0	0	0	0	0	0	0	0	0	0
2.1 Allied lines.....	0	0	0	0	0	0	0	0	0	0	0	0
2.2 Multiple peril crop.....	0	0	0	0	0	0	0	0	0	0	0	0
2.3 Federal flood.....	0	0	0	0	0	0	0	0	0	0	0	0
2.4 Private crop.....	0	0	0	0	0	0	0	0	0	0	0	0
2.5 Private flood.....	0	0	0	0	0	0	0	0	0	0	0	0
3. Farmowners multiple peril.....	0	0	0	0	0	0	0	0	0	0	0	0
4. Homeowners multiple peril.....	0	0	0	0	0	0	0	0	0	0	0	0
5.1 Commercial multiple peril (non-liability portion).....	0	0	0	0	0	0	0	0	0	0	0	0
5.2 Commercial multiple peril (liability portion).....	0	0	0	0	0	0	0	0	0	0	0	0
6. Mortgage guaranty.....	0	0	0	0	0	0	0	0	0	0	0	0
8. Ocean marine.....	0	0	0	0	0	0	0	0	0	0	0	0
9. Inland marine.....	0	0	0	0	0	0	0	0	0	0	0	0
10. Financial guaranty.....	0	0	0	0	0	0	0	0	0	0	0	0
11. Medical professional liability.....	0	0	0	0	0	0	0	0	0	0	0	0
12. Earthquake.....	0	0	0	0	0	0	0	0	0	0	0	0
13. Group accident and health (b).....	0	0	0	0	0	0	0	0	0	0	0	0
14. Credit A&H (group and individual).....	0	0	0	0	0	0	0	0	0	0	0	0
15.1 Collectively renewable A&H (b).....	0	0	0	0	0	0	0	0	0	0	0	0
15.2 Non-cancelable A&H (b).....	0	0	0	0	0	0	0	0	0	0	0	0
15.3 Guaranteed renewable A&H (b).....	0	0	0	0	0	0	0	0	0	0	0	0
15.4 Non-renewable for stated reasons only (b).....	0	0	0	0	0	0	0	0	0	0	0	0
15.5 Other accident only.....	0	0	0	0	0	0	0	0	0	0	0	0
15.6 Medicare Title XVIII exempt from state taxes or fees.....	0	0	0	0	0	0	0	0	0	0	0	0
15.7 All other A&H (b).....	0	0	0	0	0	0	0	0	0	0	0	0
15.8 Federal employees health benefits plan premium.....	0	0	0	0	0	0	0	0	0	0	0	0
16. Workers' compensation.....	0	0	0	0	0	0	0	0	0	0	0	0
17.1 Other liability-occurrence.....	0	0	0	0	0	0	0	0	0	0	0	0
17.2 Other liability-claims-made.....	0	0	0	0	0	0	0	0	0	0	0	0
17.3 Excess workers' compensation.....	0	0	0	0	0	0	0	0	0	0	0	0
18. Products liability.....	0	0	0	0	0	0	0	0	0	0	0	0
19.1 Private passenger auto no-fault (personal injury protection).....	0	0	0	0	0	0	0	0	0	0	0	0
19.2 Other private passenger auto liability.....	24,649	13,888	0	10,761	2,594	8,456	5,862	0	106	106	2,252	1,876
19.3 Commercial auto no-fault (personal injury protection).....	0	0	0	0	0	0	0	0	0	0	0	0
19.4 Other commercial auto liability.....	0	0	0	0	0	0	0	0	0	0	0	0
21.1 Private passenger auto physical damage.....	18,432	10,480	0	7,952	9,204	13,716	4,512	0	(87)	(87)	563	1,376
21.2 Commercial auto physical damage.....	0	0	0	0	0	0	0	0	0	0	0	0
22. Aircraft (all perils).....	0	0	0	0	0	0	0	0	0	0	0	0
23. Fidelity.....	0	0	0	0	0	0	0	0	0	0	0	0
24. Surety.....	0	0	0	0	0	0	0	0	0	0	0	0
26. Burglary and theft.....	0	0	0	0	0	0	0	0	0	0	0	0
27. Boiler and machinery.....	0	0	0	0	0	0	0	0	0	0	0	0
28. Credit.....	0	0	0	0	0	0	0	0	0	0	0	0
30. Warranty.....	0	0	0	0	0	0	0	0	0	0	0	0
34. Aggregate write-ins for other lines of business.....	0	0	0	0	0	0	0	0	0	0	0	0
35. TOTALS (a).....	43,081	24,368	0	18,713	11,798	22,172	10,374	0	19	19	2,815	3,252

**DETAILS OF WRITE-INS**

3401. MISCELLANEOUS.....	0	0	0	0	0	0	0	0	0	0	0	0
3402. ....	0	0	0	0	0	0	0	0	0	0	0	0
3403. ....	0	0	0	0	0	0	0	0	0	0	0	0
3498. Summary of remaining write-ins for Line 34 from overflow page.....	0	0	0	0	0	0	0	0	0	0	0	0
3499. TOTALS (Lines 3401 through 3403 plus 3498) (Line 34 above).....	0	0	0	0	0	0	0	0	0	0	0	0

(a) Finance and service charges not included in Lines 1 to 35 \$.....308.

(b) For health business on indicated lines report: Number of persons insured under PPO managed care products.....0 and number of persons insured under indemnity only products.....0.

**EXHIBIT OF PREMIUMS AND LOSSES (Statutory Page 14)**



NAIC Group Code....241 NAIC Company Code....25321

BUSINESS IN THE STATE OF KANSAS DURING THE YEAR

19.KS

Line of Business	Gross Premiums, Including Policy and Membership Fees, Less Return Premiums and Premiums on Policies not Taken		Dividends Paid or Credited to Policyholders on Direct Business	Direct Unearned Premium Reserves	Direct Losses Paid (deducting salvage)	Direct Losses Incurred	Direct Losses Unpaid	Direct Defense and Cost Containment Expense Paid	Direct Defense and Cost Containment Expense Incurred	Direct Defense and Cost Containment Expense Unpaid	Commissions and Brokerage Expenses	Taxes, Licenses and Fees
	1 Direct Premiums Written	2 Direct Premiums Earned										
1. Fire.....	0	0	0	0	0	0	0	0	0	0	0	0
2.1 Allied lines.....	0	0	0	0	0	0	0	0	0	0	0	0
2.2 Multiple peril crop.....	0	0	0	0	0	0	0	0	0	0	0	0
2.3 Federal flood.....	0	0	0	0	0	0	0	0	0	0	0	0
2.4 Private crop.....	0	0	0	0	0	0	0	0	0	0	0	0
2.5 Private flood.....	0	0	0	0	0	0	0	0	0	0	0	0
3. Farmowners multiple peril.....	0	0	0	0	0	0	0	0	0	0	0	0
4. Homeowners multiple peril.....	0	0	0	0	0	0	0	0	0	0	0	0
5.1 Commercial multiple peril (non-liability portion).....	0	0	0	0	0	0	0	0	0	0	0	0
5.2 Commercial multiple peril (liability portion).....	0	0	0	0	0	0	0	0	0	0	0	0
6. Mortgage guaranty.....	0	0	0	0	0	0	0	0	0	0	0	0
8. Ocean marine.....	0	0	0	0	0	0	0	0	0	0	0	0
9. Inland marine.....	0	0	0	0	0	0	0	0	0	0	0	0
10. Financial guaranty.....	0	0	0	0	0	0	0	0	0	0	0	0
11. Medical professional liability.....	0	0	0	0	0	0	0	0	0	0	0	0
12. Earthquake.....	0	0	0	0	0	0	0	0	0	0	0	0
13. Group accident and health (b).....	0	0	0	0	0	0	0	0	0	0	0	0
14. Credit A&H (group and individual).....	0	0	0	0	0	0	0	0	0	0	0	0
15.1 Collectively renewable A&H (b).....	0	0	0	0	0	0	0	0	0	0	0	0
15.2 Non-cancelable A&H (b).....	0	0	0	0	0	0	0	0	0	0	0	0
15.3 Guaranteed renewable A&H (b).....	0	0	0	0	0	0	0	0	0	0	0	0
15.4 Non-renewable for stated reasons only (b).....	0	0	0	0	0	0	0	0	0	0	0	0
15.5 Other accident only.....	0	0	0	0	0	0	0	0	0	0	0	0
15.6 Medicare Title XVIII exempt from state taxes or fees.....	0	0	0	0	0	0	0	0	0	0	0	0
15.7 All other A&H (b).....	0	0	0	0	0	0	0	0	0	0	0	0
15.8 Federal employees health benefits plan premium.....	0	0	0	0	0	0	0	0	0	0	0	0
16. Workers' compensation.....	0	0	0	0	0	0	0	0	0	0	0	0
17.1 Other liability-occurrence.....	0	0	0	0	0	0	0	0	0	0	0	0
17.2 Other liability-claims-made.....	0	0	0	0	0	0	0	0	0	0	0	0
17.3 Excess workers' compensation.....	0	0	0	0	0	0	0	0	0	0	0	0
18. Products liability.....	0	0	0	0	0	0	0	0	0	0	0	0
19.1 Private passenger auto no-fault (personal injury protection).....	0	0	0	0	0	0	0	0	0	0	0	0
19.2 Other private passenger auto liability.....	0	0	0	0	0	0	0	0	0	0	0	0
19.3 Commercial auto no-fault (personal injury protection).....	0	0	0	0	0	0	0	0	0	0	0	0
19.4 Other commercial auto liability.....	0	0	0	0	0	0	0	0	0	0	0	0
21.1 Private passenger auto physical damage.....	0	0	0	0	0	0	0	0	0	0	0	0
21.2 Commercial auto physical damage.....	0	0	0	0	0	0	0	0	0	0	0	0
22. Aircraft (all perils).....	0	0	0	0	0	0	0	0	0	0	0	0
23. Fidelity.....	0	0	0	0	0	0	0	0	0	0	0	0
24. Surety.....	0	0	0	0	0	0	0	0	0	0	0	0
26. Burglary and theft.....	0	0	0	0	0	0	0	0	0	0	0	0
27. Boiler and machinery.....	0	0	0	0	0	0	0	0	0	0	0	0
28. Credit.....	0	0	0	0	0	0	0	0	0	0	0	0
30. Warranty.....	0	0	0	0	0	0	0	0	0	0	0	0
34. Aggregate write-ins for other lines of business.....	0	0	0	0	0	0	0	0	0	0	0	110
35. TOTALS (a).....	0	0	0	0	0	0	0	0	0	0	0	110

**DETAILS OF WRITE-INS**

3401. MISCELLANEOUS.....	0	0	0	0	0	0	0	0	0	0	0	110
3402. ....	0	0	0	0	0	0	0	0	0	0	0	0
3403. ....	0	0	0	0	0	0	0	0	0	0	0	0
3498. Summary of remaining write-ins for Line 34 from overflow page.....	0	0	0	0	0	0	0	0	0	0	0	0
3499. TOTALS (Lines 3401 through 3403 plus 3498) (Line 34 above).....	0	0	0	0	0	0	0	0	0	0	0	110

(a) Finance and service charges not included in Lines 1 to 35 \$.....0.

(b) For health business on indicated lines report: Number of persons insured under PPO managed care products.....0 and number of persons insured under indemnity only products.....0.

**EXHIBIT OF PREMIUMS AND LOSSES (Statutory Page 14)**



NAIC Group Code....241 NAIC Company Code....25321

BUSINESS IN THE STATE OF KENTUCKY DURING THE YEAR

19.KY

Line of Business	Gross Premiums, Including Policy and Membership Fees, Less Return Premiums and Premiums on Policies not Taken		Dividends Paid or Credited to Policyholders on Direct Business	Direct Unearned Premium Reserves	Direct Losses Paid (deducting salvage)	Direct Losses Incurred	Direct Losses Unpaid	Direct Defense and Cost Containment Expense Paid	Direct Defense and Cost Containment Expense Incurred	Direct Defense and Cost Containment Expense Unpaid	Commissions and Brokerage Expenses	Taxes, Licenses and Fees
	Direct Premiums Written	Direct Premiums Earned										
1. Fire.....	0	0	0	0	0	0	0	0	0	0	0	0
2.1 Allied lines.....	0	0	0	0	0	0	0	0	0	0	0	0
2.2 Multiple peril crop.....	0	0	0	0	0	0	0	0	0	0	0	0
2.3 Federal flood.....	0	0	0	0	0	0	0	0	0	0	0	0
2.4 Private crop.....	0	0	0	0	0	0	0	0	0	0	0	0
2.5 Private flood.....	0	0	0	0	0	0	0	0	0	0	0	0
3. Farmowners multiple peril.....	0	0	0	0	0	0	0	0	0	0	0	0
4. Homeowners multiple peril.....	3,880,198	4,019,221	0	2,005,593	1,286,920	1,114,909	241,098	5,441	2,957	11,594	203,903	12,093
5.1 Commercial multiple peril (non-liability portion).....	0	0	0	0	0	0	0	0	0	0	0	0
5.2 Commercial multiple peril (liability portion).....	0	0	0	0	0	0	0	0	0	0	0	0
6. Mortgage guaranty.....	0	0	0	0	0	0	0	0	0	0	0	0
8. Ocean marine.....	0	0	0	0	0	0	0	0	0	0	0	0
9. Inland marine.....	39,857	42,105	0	20,933	10,838	6,244	1,417	0	(130)	40	2,023	124
10. Financial guaranty.....	0	0	0	0	0	0	0	0	0	0	0	0
11. Medical professional liability.....	0	0	0	0	0	0	0	0	0	0	0	0
12. Earthquake.....	35,472	37,696	0	17,614	0	(1,881)	1,450	0	(42)	23	1,885	110
13. Group accident and health (b).....	0	0	0	0	0	0	0	0	0	0	0	0
14. Credit A&H (group and individual).....	0	0	0	0	0	0	0	0	0	0	0	0
15.1 Collectively renewable A&H (b).....	0	0	0	0	0	0	0	0	0	0	0	0
15.2 Non-cancelable A&H (b).....	0	0	0	0	0	0	0	0	0	0	0	0
15.3 Guaranteed renewable A&H (b).....	0	0	0	0	0	0	0	0	0	0	0	0
15.4 Non-renewable for stated reasons only (b).....	0	0	0	0	0	0	0	0	0	0	0	0
15.5 Other accident only.....	0	0	0	0	0	0	0	0	0	0	0	0
15.6 Medicare Title XVIII exempt from state taxes or fees.....	0	0	0	0	0	0	0	0	0	0	0	0
15.7 All other A&H (b).....	0	0	0	0	0	0	0	0	0	0	0	0
15.8 Federal employees health benefits plan premium.....	0	0	0	0	0	0	0	0	0	0	0	0
16. Workers' compensation.....	0	0	0	0	0	0	0	0	0	0	0	0
17.1 Other liability-occurrence.....	0	0	0	0	0	0	0	0	0	0	0	0
17.2 Other liability-claims-made.....	0	0	0	0	0	0	0	0	0	0	0	0
17.3 Excess workers' compensation.....	0	0	0	0	0	0	0	0	0	0	0	0
18. Products liability.....	0	0	0	0	0	0	0	0	0	0	0	0
19.1 Private passenger auto no-fault (personal injury protection).....	1,365,307	1,283,266	0	605,340	1,296,301	1,252,163	(61,816)	3,577	(8,089)	(16,413)	57,879	1,203
19.2 Other private passenger auto liability.....	9,066,643	8,757,748	0	3,690,095	4,311,139	4,241,140	5,483,069	182,155	159,776	457,127	391,916	7,985
19.3 Commercial auto no-fault (personal injury protection).....	0	0	0	0	0	0	0	0	0	0	0	0
19.4 Other commercial auto liability.....	0	0	0	0	0	0	0	0	0	0	0	0
21.1 Private passenger auto physical damage.....	5,658,776	5,391,903	0	2,184,773	2,730,686	2,683,291	463	5,045	5,876	1,777	250,406	4,991
21.2 Commercial auto physical damage.....	0	0	0	0	0	0	0	0	0	0	0	0
22. Aircraft (all perils).....	0	0	0	0	0	0	0	0	0	0	0	0
23. Fidelity.....	0	0	0	0	0	0	0	0	0	0	0	0
24. Surety.....	0	0	0	0	0	0	0	0	0	0	0	0
26. Burglary and theft.....	0	0	0	0	0	0	0	0	0	0	0	0
27. Boiler and machinery.....	0	0	0	0	0	0	0	0	0	0	0	0
28. Credit.....	0	0	0	0	0	0	0	0	0	0	0	0
30. Warranty.....	0	0	0	0	0	0	0	0	0	0	0	0
34. Aggregate write-ins for other lines of business.....	0	0	0	0	0	0	0	0	0	0	0	0
35. TOTALS (a).....	20,046,253	19,531,939	0	8,524,348	9,635,884	9,295,866	5,665,681	196,218	160,348	454,148	908,012	26,506

**DETAILS OF WRITE-INS**

3401. MISCELLANEOUS.....	0	0	0	0	0	0	0	0	0	0	0	0
3402. ....	0	0	0	0	0	0	0	0	0	0	0	0
3403. ....	0	0	0	0	0	0	0	0	0	0	0	0
3498. Summary of remaining write-ins for Line 34 from overflow page.....	0	0	0	0	0	0	0	0	0	0	0	0
3499. TOTALS (Lines 3401 through 3403 plus 3498) (Line 34 above).....	0	0	0	0	0	0	0	0	0	0	0	0

(a) Finance and service charges not included in Lines 1 to 35 \$.....0.

(b) For health business on indicated lines report: Number of persons insured under PPO managed care products.....0 and number of persons insured under indemnity only products.....0.

**EXHIBIT OF PREMIUMS AND LOSSES (Statutory Page 14)**



NAIC Group Code....241 NAIC Company Code....25321

BUSINESS IN THE STATE OF LOUISIANA DURING THE YEAR

19.LA

Line of Business	Gross Premiums, Including Policy and Membership Fees, Less Return Premiums and Premiums on Policies not Taken		Dividends Paid or Credited to Policyholders on Direct Business	Direct Unearned Premium Reserves	Direct Losses Paid (deducting salvage)	Direct Losses Incurred	Direct Losses Unpaid	Direct Defense and Cost Containment Expense Paid	Direct Defense and Cost Containment Expense Incurred	Direct Defense and Cost Containment Expense Unpaid	Commissions and Brokerage Expenses	Taxes, Licenses and Fees
	Direct Premiums Written	Direct Premiums Earned										
1. Fire.....	0	0	0	0	0	0	0	0	0	0	0	0
2.1 Allied lines.....	0	0	0	0	0	0	0	0	0	0	0	0
2.2 Multiple peril crop.....	0	0	0	0	0	0	0	0	0	0	0	0
2.3 Federal flood.....	0	0	0	0	0	0	0	0	0	0	0	0
2.4 Private crop.....	0	0	0	0	0	0	0	0	0	0	0	0
2.5 Private flood.....	0	0	0	0	0	0	0	0	0	0	0	0
3. Farmowners multiple peril.....	0	0	0	0	0	0	0	0	0	0	0	0
4. Homeowners multiple peril.....	0	0	0	0	0	0	0	0	0	0	0	0
5.1 Commercial multiple peril (non-liability portion).....	0	0	0	0	0	0	0	0	0	0	0	0
5.2 Commercial multiple peril (liability portion).....	0	0	0	0	0	0	0	0	0	0	0	0
6. Mortgage guaranty.....	0	0	0	0	0	0	0	0	0	0	0	0
8. Ocean marine.....	0	0	0	0	0	0	0	0	0	0	0	0
9. Inland marine.....	0	0	0	0	0	0	0	0	0	0	0	0
10. Financial guaranty.....	0	0	0	0	0	0	0	0	0	0	0	0
11. Medical professional liability.....	0	0	0	0	0	0	0	0	0	0	0	0
12. Earthquake.....	0	0	0	0	0	0	0	0	0	0	0	0
13. Group accident and health (b).....	0	0	0	0	0	0	0	0	0	0	0	0
14. Credit A&H (group and individual).....	0	0	0	0	0	0	0	0	0	0	0	0
15.1 Collectively renewable A&H (b).....	0	0	0	0	0	0	0	0	0	0	0	0
15.2 Non-cancelable A&H (b).....	0	0	0	0	0	0	0	0	0	0	0	0
15.3 Guaranteed renewable A&H (b).....	0	0	0	0	0	0	0	0	0	0	0	0
15.4 Non-renewable for stated reasons only (b).....	0	0	0	0	0	0	0	0	0	0	0	0
15.5 Other accident only.....	0	0	0	0	0	0	0	0	0	0	0	0
15.6 Medicare Title XVIII exempt from state taxes or fees.....	0	0	0	0	0	0	0	0	0	0	0	0
15.7 All other A&H (b).....	0	0	0	0	0	0	0	0	0	0	0	0
15.8 Federal employees health benefits plan premium.....	0	0	0	0	0	0	0	0	0	0	0	0
16. Workers' compensation.....	0	0	0	0	0	0	0	0	0	0	0	0
17.1 Other liability-occurrence.....	0	0	0	0	0	0	0	0	0	0	0	0
17.2 Other liability-claims-made.....	0	0	0	0	0	0	0	0	0	0	0	0
17.3 Excess workers' compensation.....	0	0	0	0	0	0	0	0	0	0	0	0
18. Products liability.....	0	0	0	0	0	0	0	0	0	0	0	0
19.1 Private passenger auto no-fault (personal injury protection).....	0	0	0	0	0	0	0	0	0	0	0	0
19.2 Other private passenger auto liability.....	0	0	0	0	0	0	0	0	0	0	0	0
19.3 Commercial auto no-fault (personal injury protection).....	0	0	0	0	0	0	0	0	0	0	0	0
19.4 Other commercial auto liability.....	0	0	0	0	0	0	0	0	0	0	0	0
21.1 Private passenger auto physical damage.....	0	0	0	0	0	0	0	0	0	0	0	0
21.2 Commercial auto physical damage.....	0	0	0	0	0	0	0	0	0	0	0	0
22. Aircraft (all perils).....	0	0	0	0	0	0	0	0	0	0	0	0
23. Fidelity.....	0	0	0	0	0	0	0	0	0	0	0	0
24. Surety.....	0	0	0	0	0	0	0	0	0	0	0	0
26. Burglary and theft.....	0	0	0	0	0	0	0	0	0	0	0	0
27. Boiler and machinery.....	0	0	0	0	0	0	0	0	0	0	0	0
28. Credit.....	0	0	0	0	0	0	0	0	0	0	0	0
30. Warranty.....	0	0	0	0	0	0	0	0	0	0	0	0
34. Aggregate write-ins for other lines of business.....	0	0	0	0	0	0	0	0	0	0	0	1,100
35. TOTALS (a).....	0	0	0	0	0	0	0	0	0	0	0	1,100

**DETAILS OF WRITE-INS**

3401. MISCELLANEOUS.....	0	0	0	0	0	0	0	0	0	0	0	1,100
3402. ....	0	0	0	0	0	0	0	0	0	0	0	0
3403. ....	0	0	0	0	0	0	0	0	0	0	0	0
3498. Summary of remaining write-ins for Line 34 from overflow page.....	0	0	0	0	0	0	0	0	0	0	0	0
3499. TOTALS (Lines 3401 through 3403 plus 3498) (Line 34 above).....	0	0	0	0	0	0	0	0	0	0	0	1,100

(a) Finance and service charges not included in Lines 1 to 35 \$.....0.

(b) For health business on indicated lines report: Number of persons insured under PPO managed care products.....0 and number of persons insured under indemnity only products.....0.

**EXHIBIT OF PREMIUMS AND LOSSES (Statutory Page 14)**



NAIC Group Code....241 NAIC Company Code....25321

BUSINESS IN THE STATE OF MASSACHUSETTS DURING THE YEAR

Line of Business	Gross Premiums, including Policy and Membership Fees, Less Return Premiums and Premiums on Policies not Taken		Dividends Paid or Credited to Policyholders on Direct Business	Direct Unearned Premium Reserves	Direct Losses Paid (deducting salvage)	Direct Losses Incurred	Direct Losses Unpaid	Direct Defense and Cost Containment Expense Paid	Direct Defense and Cost Containment Expense Incurred	Direct Defense and Cost Containment Expense Unpaid	Commissions and Brokerage Expenses	Taxes, Licenses and Fees
	Direct Premiums Written	Direct Premiums Earned										
1. Fire.....	0	0	0	0	0	0	0	0	0	0	0	0
2.1 Allied lines.....	0	0	0	0	0	0	0	0	0	0	0	0
2.2 Multiple peril crop.....	0	0	0	0	0	0	0	0	0	0	0	0
2.3 Federal flood.....	0	0	0	0	0	0	0	0	0	0	0	0
2.4 Private crop.....	0	0	0	0	0	0	0	0	0	0	0	0
2.5 Private flood.....	0	0	0	0	0	0	0	0	0	0	0	0
3. Farmowners multiple peril.....	0	0	0	0	0	0	0	0	0	0	0	0
4. Homeowners multiple peril.....	0	0	0	0	0	0	0	0	0	0	0	0
5.1 Commercial multiple peril (non-liability portion).....	0	0	0	0	0	0	0	0	0	0	0	0
5.2 Commercial multiple peril (liability portion).....	0	0	0	0	0	0	0	0	0	0	0	0
6. Mortgage guaranty.....	0	0	0	0	0	0	0	0	0	0	0	0
8. Ocean marine.....	0	0	0	0	0	0	0	0	0	0	0	0
9. Inland marine.....	0	0	0	0	0	0	0	0	0	0	0	0
10. Financial guaranty.....	0	0	0	0	0	0	0	0	0	0	0	0
11. Medical professional liability.....	0	0	0	0	0	0	0	0	0	0	0	0
12. Earthquake.....	0	0	0	0	0	0	0	0	0	0	0	0
13. Group accident and health (b).....	0	0	0	0	0	0	0	0	0	0	0	0
14. Credit A&H (group and individual).....	0	0	0	0	0	0	0	0	0	0	0	0
15.1 Collectively renewable A&H (b).....	0	0	0	0	0	0	0	0	0	0	0	0
15.2 Non-cancelable A&H (b).....	0	0	0	0	0	0	0	0	0	0	0	0
15.3 Guaranteed renewable A&H (b).....	0	0	0	0	0	0	0	0	0	0	0	0
15.4 Non-renewable for stated reasons only (b).....	0	0	0	0	0	0	0	0	0	0	0	0
15.5 Other accident only.....	0	0	0	0	0	0	0	0	0	0	0	0
15.6 Medicare Title XVIII exempt from state taxes or fees.....	0	0	0	0	0	0	0	0	0	0	0	0
15.7 All other A&H (b).....	0	0	0	0	0	0	0	0	0	0	0	0
15.8 Federal employees health benefits plan premium.....	0	0	0	0	0	0	0	0	0	0	0	0
16. Workers' compensation.....	0	0	0	0	0	0	0	0	0	0	0	0
17.1 Other liability-occurrence.....	0	0	0	0	0	0	0	0	0	0	0	0
17.2 Other liability-claims-made.....	0	0	0	0	0	0	0	0	0	0	0	0
17.3 Excess workers' compensation.....	0	0	0	0	0	0	0	0	0	0	0	0
18. Products liability.....	0	0	0	0	0	0	0	0	0	0	0	0
19.1 Private passenger auto no-fault (personal injury protection).....	0	0	0	0	0	0	0	0	0	0	0	0
19.2 Other private passenger auto liability.....	0	0	0	0	0	0	0	0	0	0	0	0
19.3 Commercial auto no-fault (personal injury protection).....	0	0	0	0	0	0	0	0	0	0	0	0
19.4 Other commercial auto liability.....	0	0	0	0	0	0	0	0	0	0	0	0
21.1 Private passenger auto physical damage.....	0	0	0	0	0	0	0	0	0	0	0	0
21.2 Commercial auto physical damage.....	0	0	0	0	0	0	0	0	0	0	0	0
22. Aircraft (all perils).....	0	0	0	0	0	0	0	0	0	0	0	0
23. Fidelity.....	0	0	0	0	0	0	0	0	0	0	0	0
24. Surety.....	0	0	0	0	0	0	0	0	0	0	0	0
26. Burglary and theft.....	0	0	0	0	0	0	0	0	0	0	0	0
27. Boiler and machinery.....	0	0	0	0	0	0	0	0	0	0	0	0
28. Credit.....	0	0	0	0	0	0	0	0	0	0	0	0
30. Warranty.....	0	0	0	0	0	0	0	0	0	0	0	0
34. Aggregate write-ins for other lines of business.....	0	0	0	0	0	0	0	0	0	0	0	0
35. TOTALS (a).....	0	0	0	0	0	0	0	0	0	0	0	0

**DETAILS OF WRITE-INS**

3401. MISCELLANEOUS.....	0	0	0	0	0	0	0	0	0	0	0	0
3402. ....	0	0	0	0	0	0	0	0	0	0	0	0
3403. ....	0	0	0	0	0	0	0	0	0	0	0	0
3498. Summary of remaining write-ins for Line 34 from overflow page.....	0	0	0	0	0	0	0	0	0	0	0	0
3499. TOTALS (Lines 3401 through 3403 plus 3498) (Line 34 above).....	0	0	0	0	0	0	0	0	0	0	0	0

(a) Finance and service charges not included in Lines 1 to 35 \$.....0.

(b) For health business on indicated lines report: Number of persons insured under PPO managed care products.....0 and number of persons insured under indemnity only products.....0.

19.MA

**EXHIBIT OF PREMIUMS AND LOSSES (Statutory Page 14)**



NAIC Group Code....241 NAIC Company Code....25321

BUSINESS IN THE STATE OF MARYLAND DURING THE YEAR

19.MD

Line of Business	Gross Premiums, Including Policy and Membership Fees, Less Return Premiums and Premiums on Policies not Taken		Dividends Paid or Credited to Policyholders on Direct Business	Direct Unearned Premium Reserves	Direct Losses Paid (deducting salvage)	Direct Losses Incurred	Direct Losses Unpaid	Direct Defense and Cost Containment Expense Paid	Direct Defense and Cost Containment Expense Incurred	Direct Defense and Cost Containment Expense Unpaid	Commissions and Brokerage Expenses	Taxes, Licenses and Fees
	Direct Premiums Written	Direct Premiums Earned										
1. Fire.....	0	0	0	0	0	0	0	0	0	0	0	0
2.1 Allied lines.....	0	0	0	0	0	0	0	0	0	0	0	0
2.2 Multiple peril crop.....	0	0	0	0	0	0	0	0	0	0	0	0
2.3 Federal flood.....	0	0	0	0	0	0	0	0	0	0	0	0
2.4 Private crop.....	0	0	0	0	0	0	0	0	0	0	0	0
2.5 Private flood.....	0	0	0	0	0	0	0	0	0	0	0	0
3. Farmowners multiple peril.....	0	0	0	0	0	0	0	0	0	0	0	0
4. Homeowners multiple peril.....	0	0	0	0	0	0	0	0	0	0	0	0
5.1 Commercial multiple peril (non-liability portion).....	0	0	0	0	0	0	0	0	0	0	0	0
5.2 Commercial multiple peril (liability portion).....	0	0	0	0	0	0	0	0	0	0	0	0
6. Mortgage guaranty.....	0	0	0	0	0	0	0	0	0	0	0	0
8. Ocean marine.....	0	0	0	0	0	0	0	0	0	0	0	0
9. Inland marine.....	0	0	0	0	0	0	0	0	0	0	0	0
10. Financial guaranty.....	0	0	0	0	0	0	0	0	0	0	0	0
11. Medical professional liability.....	0	0	0	0	0	0	0	0	0	0	0	0
12. Earthquake.....	0	0	0	0	0	0	0	0	0	0	0	0
13. Group accident and health (b).....	0	0	0	0	0	0	0	0	0	0	0	0
14. Credit A&H (group and individual).....	0	0	0	0	0	0	0	0	0	0	0	0
15.1 Collectively renewable A&H (b).....	0	0	0	0	0	0	0	0	0	0	0	0
15.2 Non-cancelable A&H (b).....	0	0	0	0	0	0	0	0	0	0	0	0
15.3 Guaranteed renewable A&H (b).....	0	0	0	0	0	0	0	0	0	0	0	0
15.4 Non-renewable for stated reasons only (b).....	0	0	0	0	0	0	0	0	0	0	0	0
15.5 Other accident only.....	0	0	0	0	0	0	0	0	0	0	0	0
15.6 Medicare Title XVIII exempt from state taxes or fees.....	0	0	0	0	0	0	0	0	0	0	0	0
15.7 All other A&H (b).....	0	0	0	0	0	0	0	0	0	0	0	0
15.8 Federal employees health benefits plan premium.....	0	0	0	0	0	0	0	0	0	0	0	0
16. Workers' compensation.....	0	0	0	0	0	0	0	0	0	0	0	0
17.1 Other liability-occurrence.....	0	0	0	0	0	0	0	0	0	0	0	0
17.2 Other liability-claims-made.....	0	0	0	0	0	0	0	0	0	0	0	0
17.3 Excess workers' compensation.....	0	0	0	0	0	0	0	0	0	0	0	0
18. Products liability.....	0	0	0	0	0	0	0	0	0	0	0	0
19.1 Private passenger auto no-fault (personal injury protection).....	239,845	244,722	0	72,292	186,094	152,115	46,484	308	(8,944)	12,330	880	5,004
19.2 Other private passenger auto liability.....	1,757,931	1,792,600	0	545,896	1,467,088	1,537,210	1,303,247	36,086	37,806	103,332	6,332	36,723
19.3 Commercial auto no-fault (personal injury protection).....	0	0	0	0	0	0	0	0	0	0	0	0
19.4 Other commercial auto liability.....	0	0	0	0	0	0	0	0	0	0	0	0
21.1 Private passenger auto physical damage.....	1,349,675	1,353,699	0	409,912	725,445	712,972	23,865	3,949	3,820	(123)	5,500	28,201
21.2 Commercial auto physical damage.....	0	0	0	0	0	0	0	0	0	0	0	0
22. Aircraft (all perils).....	0	0	0	0	0	0	0	0	0	0	0	0
23. Fidelity.....	0	0	0	0	0	0	0	0	0	0	0	0
24. Surety.....	0	0	0	0	0	0	0	0	0	0	0	0
26. Burglary and theft.....	0	0	0	0	0	0	0	0	0	0	0	0
27. Boiler and machinery.....	0	0	0	0	0	0	0	0	0	0	0	0
28. Credit.....	0	0	0	0	0	0	0	0	0	0	0	0
30. Warranty.....	0	0	0	0	0	0	0	0	0	0	0	0
34. Aggregate write-ins for other lines of business.....	0	0	0	0	0	0	0	0	0	0	0	0
35. TOTALS (a).....	3,347,451	3,391,021	0	1,028,100	2,378,627	2,402,297	1,373,596	40,343	32,682	115,539	12,712	69,928

**DETAILS OF WRITE-INS**

3401. MISCELLANEOUS.....	0	0	0	0	0	0	0	0	0	0	0	0
3402. ....	0	0	0	0	0	0	0	0	0	0	0	0
3403. ....	0	0	0	0	0	0	0	0	0	0	0	0
3498. Summary of remaining write-ins for Line 34 from overflow page.....	0	0	0	0	0	0	0	0	0	0	0	0
3499. TOTALS (Lines 3401 through 3403 plus 3498) (Line 34 above).....	0	0	0	0	0	0	0	0	0	0	0	0

(a) Finance and service charges not included in Lines 1 to 35 \$.....7,688.

(b) For health business on indicated lines report: Number of persons insured under PPO managed care products.....0 and number of persons insured under indemnity only products.....0.

**EXHIBIT OF PREMIUMS AND LOSSES (Statutory Page 14)**



NAIC Group Code....241 NAIC Company Code....25321

BUSINESS IN THE STATE OF MAINE DURING THE YEAR

Line of Business	Gross Premiums, Including Policy and Membership Fees, Less Return Premiums and Premiums on Policies not Taken		3 Dividends Paid or Credited to Policyholders on Direct Business	4 Direct Unearned Premium Reserves	5 Direct Losses Paid (deducting salvage)	6 Direct Losses Incurred	7 Direct Losses Unpaid	8 Direct Defense and Cost Containment Expense Paid	9 Direct Defense and Cost Containment Expense Incurred	10 Direct Defense and Cost Containment Expense Unpaid	11 Commissions and Brokerage Expenses	12 Taxes, Licenses and Fees
	1 Direct Premiums Written	2 Direct Premiums Earned										
1. Fire.....	0	0	0	0	0	0	0	0	0	0	0	0
2.1 Allied lines.....	0	0	0	0	0	0	0	0	0	0	0	0
2.2 Multiple peril crop.....	0	0	0	0	0	0	0	0	0	0	0	0
2.3 Federal flood.....	0	0	0	0	0	0	0	0	0	0	0	0
2.4 Private crop.....	0	0	0	0	0	0	0	0	0	0	0	0
2.5 Private flood.....	0	0	0	0	0	0	0	0	0	0	0	0
3. Farmowners multiple peril.....	0	0	0	0	0	0	0	0	0	0	0	0
4. Homeowners multiple peril.....	0	0	0	0	0	0	0	0	0	0	0	0
5.1 Commercial multiple peril (non-liability portion).....	0	0	0	0	0	0	0	0	0	0	0	0
5.2 Commercial multiple peril (liability portion).....	0	0	0	0	0	0	0	0	0	0	0	0
6. Mortgage guaranty.....	0	0	0	0	0	0	0	0	0	0	0	0
8. Ocean marine.....	0	0	0	0	0	0	0	0	0	0	0	0
9. Inland marine.....	0	0	0	0	0	0	0	0	0	0	0	0
10. Financial guaranty.....	0	0	0	0	0	0	0	0	0	0	0	0
11. Medical professional liability.....	0	0	0	0	0	0	0	0	0	0	0	0
12. Earthquake.....	0	0	0	0	0	0	0	0	0	0	0	0
13. Group accident and health (b).....	0	0	0	0	0	0	0	0	0	0	0	0
14. Credit A&H (group and individual).....	0	0	0	0	0	0	0	0	0	0	0	0
15.1 Collectively renewable A&H (b).....	0	0	0	0	0	0	0	0	0	0	0	0
15.2 Non-cancelable A&H (b).....	0	0	0	0	0	0	0	0	0	0	0	0
15.3 Guaranteed renewable A&H (b).....	0	0	0	0	0	0	0	0	0	0	0	0
15.4 Non-renewable for stated reasons only (b).....	0	0	0	0	0	0	0	0	0	0	0	0
15.5 Other accident only.....	0	0	0	0	0	0	0	0	0	0	0	0
15.6 Medicare Title XVIII exempt from state taxes or fees.....	0	0	0	0	0	0	0	0	0	0	0	0
15.7 All other A&H (b).....	0	0	0	0	0	0	0	0	0	0	0	0
15.8 Federal employees health benefits plan premium.....	0	0	0	0	0	0	0	0	0	0	0	0
16. Workers' compensation.....	0	0	0	0	0	0	0	0	0	0	0	0
17.1 Other liability-occurrence.....	0	0	0	0	0	0	0	0	0	0	0	0
17.2 Other liability-claims-made.....	0	0	0	0	0	0	0	0	0	0	0	0
17.3 Excess workers' compensation.....	0	0	0	0	0	0	0	0	0	0	0	0
18. Products liability.....	0	0	0	0	0	0	0	0	0	0	0	0
19.1 Private passenger auto no-fault (personal injury protection).....	0	0	0	0	0	0	0	0	0	0	0	0
19.2 Other private passenger auto liability.....	0	0	0	0	0	0	0	0	0	0	0	0
19.3 Commercial auto no-fault (personal injury protection).....	0	0	0	0	0	0	0	0	0	0	0	0
19.4 Other commercial auto liability.....	0	0	0	0	0	0	0	0	0	0	0	0
21.1 Private passenger auto physical damage.....	0	0	0	0	0	0	0	0	0	0	0	0
21.2 Commercial auto physical damage.....	0	0	0	0	0	0	0	0	0	0	0	0
22. Aircraft (all perils).....	0	0	0	0	0	0	0	0	0	0	0	0
23. Fidelity.....	0	0	0	0	0	0	0	0	0	0	0	0
24. Surety.....	0	0	0	0	0	0	0	0	0	0	0	0
26. Burglary and theft.....	0	0	0	0	0	0	0	0	0	0	0	0
27. Boiler and machinery.....	0	0	0	0	0	0	0	0	0	0	0	0
28. Credit.....	0	0	0	0	0	0	0	0	0	0	0	0
30. Warranty.....	0	0	0	0	0	0	0	0	0	0	0	0
34. Aggregate write-ins for other lines of business.....	0	0	0	0	0	0	0	0	0	0	0	24
35. TOTALS (a).....	0	0	0	0	0	0	0	0	0	0	0	24

**DETAILS OF WRITE-INS**

3401. MISCELLANEOUS.....	0	0	0	0	0	0	0	0	0	0	0	24
3402. ....	0	0	0	0	0	0	0	0	0	0	0	0
3403. ....	0	0	0	0	0	0	0	0	0	0	0	0
3498. Summary of remaining write-ins for Line 34 from overflow page.....	0	0	0	0	0	0	0	0	0	0	0	0
3499. TOTALS (Lines 3401 through 3403 plus 3498) (Line 34 above).....	0	0	0	0	0	0	0	0	0	0	0	24

(a) Finance and service charges not included in Lines 1 to 35 \$.....0.

(b) For health business on indicated lines report: Number of persons insured under PPO managed care products.....0 and number of persons insured under indemnity only products.....0.

19.ME



**EXHIBIT OF PREMIUMS AND LOSSES (Statutory Page 14)**



NAIC Group Code....241 NAIC Company Code....25321

BUSINESS IN THE STATE OF MICHIGAN DURING THE YEAR

19 MI

Line of Business	Gross Premiums, Including Policy and Membership Fees, Less Return Premiums and Premiums on Policies not Taken		3 Dividends Paid or Credited to Policyholders on Direct Business	4 Direct Unearned Premium Reserves	5 Direct Losses Paid (deducting salvage)	6 Direct Losses Incurred	7 Direct Losses Unpaid	8 Direct Defense and Cost Containment Expense Paid	9 Direct Defense and Cost Containment Expense Incurred	10 Direct Defense and Cost Containment Expense Unpaid	11 Commissions and Brokerage Expenses	12 Taxes, Licenses and Fees
	1 Direct Premiums Written	2 Direct Premiums Earned										
1. Fire.....	0	0	0	0	0	0	0	0	0	0	0	0
2.1 Allied lines.....	0	0	0	0	0	0	0	0	0	0	0	0
2.2 Multiple peril crop.....	0	0	0	0	0	0	0	0	0	0	0	0
2.3 Federal flood.....	0	0	0	0	0	0	0	0	0	0	0	0
2.4 Private crop.....	0	0	0	0	0	0	0	0	0	0	0	0
2.5 Private flood.....	0	0	0	0	0	0	0	0	0	0	0	0
3. Farmowners multiple peril.....	0	0	0	0	0	0	0	0	0	0	0	0
4. Homeowners multiple peril.....	0	0	0	0	0	0	0	0	0	0	0	0
5.1 Commercial multiple peril (non-liability portion).....	0	0	0	0	0	0	0	0	0	0	0	0
5.2 Commercial multiple peril (liability portion).....	0	0	0	0	0	0	0	0	0	0	0	0
6. Mortgage guaranty.....	0	0	0	0	0	0	0	0	0	0	0	0
8. Ocean marine.....	0	0	0	0	0	0	0	0	0	0	0	0
9. Inland marine.....	0	0	0	0	0	0	0	0	0	0	0	0
10. Financial guaranty.....	0	0	0	0	0	0	0	0	0	0	0	0
11. Medical professional liability.....	0	0	0	0	0	0	0	0	0	0	0	0
12. Earthquake.....	0	0	0	0	0	0	0	0	0	0	0	0
13. Group accident and health (b).....	0	0	0	0	0	0	0	0	0	0	0	0
14. Credit A&H (group and individual).....	0	0	0	0	0	0	0	0	0	0	0	0
15.1 Collectively renewable A&H (b).....	0	0	0	0	0	0	0	0	0	0	0	0
15.2 Non-cancelable A&H (b).....	0	0	0	0	0	0	0	0	0	0	0	0
15.3 Guaranteed renewable A&H (b).....	0	0	0	0	0	0	0	0	0	0	0	0
15.4 Non-renewable for stated reasons only (b).....	0	0	0	0	0	0	0	0	0	0	0	0
15.5 Other accident only.....	0	0	0	0	0	0	0	0	0	0	0	0
15.6 Medicare Title XVIII exempt from state taxes or fees.....	0	0	0	0	0	0	0	0	0	0	0	0
15.7 All other A&H (b).....	0	0	0	0	0	0	0	0	0	0	0	0
15.8 Federal employees health benefits plan premium.....	0	0	0	0	0	0	0	0	0	0	0	0
16. Workers' compensation.....	0	0	0	0	0	0	0	0	0	0	0	0
17.1 Other liability-occurrence.....	0	0	0	0	0	0	0	0	0	0	0	0
17.2 Other liability-claims-made.....	0	0	0	0	0	0	0	0	0	0	0	0
17.3 Excess workers' compensation.....	0	0	0	0	0	0	0	0	0	0	0	0
18. Products liability.....	0	0	0	0	0	0	0	0	0	0	0	0
19.1 Private passenger auto no-fault (personal injury protection).....	2,343,075	2,406,107	0	874,607	1,590,649	(514,156)	7,842,354	130,434	(456,438)	2,082,278	3,355	47,144
19.2 Other private passenger auto liability.....	422,532	430,360	0	160,606	576,725	336,746	567,839	66,091	41,294	50,871	602	8,501
19.3 Commercial auto no-fault (personal injury protection).....	0	0	0	0	0	0	0	0	0	0	0	0
19.4 Other commercial auto liability.....	0	0	0	0	0	0	0	0	0	0	0	0
21.1 Private passenger auto physical damage.....	1,658,232	1,683,456	0	631,348	885,662	874,714	36,603	0	(159)	(254)	2,320	33,351
21.2 Commercial auto physical damage.....	0	0	0	0	0	0	0	0	0	0	0	0
22. Aircraft (all perils).....	0	0	0	0	0	0	0	0	0	0	0	0
23. Fidelity.....	0	0	0	0	0	0	0	0	0	0	0	0
24. Surety.....	0	0	0	0	0	0	0	0	0	0	0	0
26. Burglary and theft.....	0	0	0	0	0	0	0	0	0	0	0	0
27. Boiler and machinery.....	0	0	0	0	0	0	0	0	0	0	0	0
28. Credit.....	0	0	0	0	0	0	0	0	0	0	0	0
30. Warranty.....	0	0	0	0	0	0	0	0	0	0	0	0
34. Aggregate write-ins for other lines of business.....	0	0	0	0	0	0	0	0	0	0	0	0
35. TOTALS (a).....	4,423,839	4,519,923	0	1,666,561	3,053,036	697,304	8,446,796	196,525	(415,303)	2,132,895	6,277	88,996

**DETAILS OF WRITE-INS**

3401. MISCELLANEOUS.....	0	0	0	0	0	0	0	0	0	0	0	0
3402. ....	0	0	0	0	0	0	0	0	0	0	0	0
3403. ....	0	0	0	0	0	0	0	0	0	0	0	0
3498. Summary of remaining write-ins for Line 34 from overflow page.....	0	0	0	0	0	0	0	0	0	0	0	0
3499. TOTALS (Lines 3401 through 3403 plus 3498) (Line 34 above).....	0	0	0	0	0	0	0	0	0	0	0	0

(a) Finance and service charges not included in Lines 1 to 35 \$.....13,690.

(b) For health business on indicated lines report: Number of persons insured under PPO managed care products.....0 and number of persons insured under indemnity only products.....0.

**EXHIBIT OF PREMIUMS AND LOSSES (Statutory Page 14)**



NAIC Group Code....241 NAIC Company Code....25321

BUSINESS IN THE STATE OF MINNESOTA DURING THE YEAR

Line of Business	Gross Premiums, Including Policy and Membership Fees, Less Return Premiums and Premiums on Policies not Taken		Dividends Paid or Credited to Policyholders on Direct Business	Direct Unearned Premium Reserves	Direct Losses Paid (deducting salvage)	Direct Losses Incurred	Direct Losses Unpaid	Direct Defense and Cost Containment Expense Paid	Direct Defense and Cost Containment Expense Incurred	Direct Defense and Cost Containment Expense Unpaid	Commissions and Brokerage Expenses	Taxes, Licenses and Fees
	1 Direct Premiums Written	2 Direct Premiums Earned										
1. Fire.....	0	0	0	0	0	0	0	0	0	0	0	0
2.1 Allied lines.....	0	0	0	0	0	0	0	0	0	0	0	0
2.2 Multiple peril crop.....	0	0	0	0	0	0	0	0	0	0	0	0
2.3 Federal flood.....	0	0	0	0	0	0	0	0	0	0	0	0
2.4 Private crop.....	0	0	0	0	0	0	0	0	0	0	0	0
2.5 Private flood.....	0	0	0	0	0	0	0	0	0	0	0	0
3. Farmowners multiple peril.....	0	0	0	0	0	0	0	0	0	0	0	0
4. Homeowners multiple peril.....	0	0	0	0	0	0	0	0	0	0	0	0
5.1 Commercial multiple peril (non-liability portion).....	0	0	0	0	0	0	0	0	0	0	0	0
5.2 Commercial multiple peril (liability portion).....	0	0	0	0	0	0	0	0	0	0	0	0
6. Mortgage guaranty.....	0	0	0	0	0	0	0	0	0	0	0	0
8. Ocean marine.....	0	0	0	0	0	0	0	0	0	0	0	0
9. Inland marine.....	0	0	0	0	0	0	0	0	0	0	0	0
10. Financial guaranty.....	0	0	0	0	0	0	0	0	0	0	0	0
11. Medical professional liability.....	0	0	0	0	0	0	0	0	0	0	0	0
12. Earthquake.....	0	0	0	0	0	0	0	0	0	0	0	0
13. Group accident and health (b).....	0	0	0	0	0	0	0	0	0	0	0	0
14. Credit A&H (group and individual).....	0	0	0	0	0	0	0	0	0	0	0	0
15.1 Collectively renewable A&H (b).....	0	0	0	0	0	0	0	0	0	0	0	0
15.2 Non-cancelable A&H (b).....	0	0	0	0	0	0	0	0	0	0	0	0
15.3 Guaranteed renewable A&H (b).....	0	0	0	0	0	0	0	0	0	0	0	0
15.4 Non-renewable for stated reasons only (b).....	0	0	0	0	0	0	0	0	0	0	0	0
15.5 Other accident only.....	0	0	0	0	0	0	0	0	0	0	0	0
15.6 Medicare Title XVIII exempt from state taxes or fees.....	0	0	0	0	0	0	0	0	0	0	0	0
15.7 All other A&H (b).....	0	0	0	0	0	0	0	0	0	0	0	0
15.8 Federal employees health benefits plan premium.....	0	0	0	0	0	0	0	0	0	0	0	0
16. Workers' compensation.....	0	0	0	0	0	0	0	0	0	0	0	0
17.1 Other liability-occurrence.....	0	0	0	0	0	0	0	0	0	0	0	0
17.2 Other liability-claims-made.....	0	0	0	0	0	0	0	0	0	0	0	0
17.3 Excess workers' compensation.....	0	0	0	0	0	0	0	0	0	0	0	0
18. Products liability.....	0	0	0	0	0	0	0	0	0	0	0	0
19.1 Private passenger auto no-fault (personal injury protection).....	0	0	0	0	0	0	0	0	0	0	0	0
19.2 Other private passenger auto liability.....	0	0	0	0	0	0	0	0	0	0	0	0
19.3 Commercial auto no-fault (personal injury protection).....	0	0	0	0	0	0	0	0	0	0	0	0
19.4 Other commercial auto liability.....	0	0	0	0	0	0	0	0	0	0	0	0
21.1 Private passenger auto physical damage.....	0	0	0	0	0	0	0	0	0	0	0	0
21.2 Commercial auto physical damage.....	0	0	0	0	0	0	0	0	0	0	0	0
22. Aircraft (all perils).....	0	0	0	0	0	0	0	0	0	0	0	0
23. Fidelity.....	0	0	0	0	0	0	0	0	0	0	0	0
24. Surety.....	0	0	0	0	0	0	0	0	0	0	0	0
26. Burglary and theft.....	0	0	0	0	0	0	0	0	0	0	0	0
27. Boiler and machinery.....	0	0	0	0	0	0	0	0	0	0	0	0
28. Credit.....	0	0	0	0	0	0	0	0	0	0	0	0
30. Warranty.....	0	0	0	0	0	0	0	0	0	0	0	0
34. Aggregate write-ins for other lines of business.....	0	0	0	0	0	0	0	0	0	0	0	0
35. TOTALS (a).....	0	0	0	0	0	0	0	0	0	0	0	0

**DETAILS OF WRITE-INS**

3401. MISCELLANEOUS.....	0	0	0	0	0	0	0	0	0	0	0	0
3402. ....	0	0	0	0	0	0	0	0	0	0	0	0
3403. ....	0	0	0	0	0	0	0	0	0	0	0	0
3498. Summary of remaining write-ins for Line 34 from overflow page.....	0	0	0	0	0	0	0	0	0	0	0	0
3499. TOTALS (Lines 3401 through 3403 plus 3498) (Line 34 above).....	0	0	0	0	0	0	0	0	0	0	0	0

(a) Finance and service charges not included in Lines 1 to 35 \$.....0.

(b) For health business on indicated lines report: Number of persons insured under PPO managed care products.....0 and number of persons insured under indemnity only products.....0.

19.NM

**EXHIBIT OF PREMIUMS AND LOSSES (Statutory Page 14)**



NAIC Group Code....241 NAIC Company Code....25321

BUSINESS IN THE STATE OF MISSOURI DURING THE YEAR

19.MO

Line of Business	Gross Premiums, Including Policy and Membership Fees, Less Return Premiums and Premiums on Policies not Taken		Dividends Paid or Credited to Policyholders on Direct Business	Direct Unearned Premium Reserves	Direct Losses Paid (deducting salvage)	Direct Losses Incurred	Direct Losses Unpaid	Direct Defense and Cost Containment Expense Paid	Direct Defense and Cost Containment Expense Incurred	Direct Defense and Cost Containment Expense Unpaid	Commissions and Brokerage Expenses	Taxes, Licenses and Fees
	Direct Premiums Written	Direct Premiums Earned										
1. Fire.....	0	0	0	0	0	0	0	0	0	0	0	0
2.1 Allied lines.....	0	0	0	0	0	0	0	0	0	0	0	0
2.2 Multiple peril crop.....	0	0	0	0	0	0	0	0	0	0	0	0
2.3 Federal flood.....	0	0	0	0	0	0	0	0	0	0	0	0
2.4 Private crop.....	0	0	0	0	0	0	0	0	0	0	0	0
2.5 Private flood.....	0	0	0	0	0	0	0	0	0	0	0	0
3. Farmowners multiple peril.....	0	0	0	0	0	0	0	0	0	0	0	0
4. Homeowners multiple peril.....	0	0	0	0	0	0	0	0	0	0	0	0
5.1 Commercial multiple peril (non-liability portion).....	0	0	0	0	0	0	0	0	0	0	0	0
5.2 Commercial multiple peril (liability portion).....	0	0	0	0	0	0	0	0	0	0	0	0
6. Mortgage guaranty.....	0	0	0	0	0	0	0	0	0	0	0	0
8. Ocean marine.....	0	0	0	0	0	0	0	0	0	0	0	0
9. Inland marine.....	0	0	0	0	0	0	0	0	0	0	0	0
10. Financial guaranty.....	0	0	0	0	0	0	0	0	0	0	0	0
11. Medical professional liability.....	0	0	0	0	0	0	0	0	0	0	0	0
12. Earthquake.....	0	0	0	0	0	0	0	0	0	0	0	0
13. Group accident and health (b).....	0	0	0	0	0	0	0	0	0	0	0	0
14. Credit A&H (group and individual).....	0	0	0	0	0	0	0	0	0	0	0	0
15.1 Collectively renewable A&H (b).....	0	0	0	0	0	0	0	0	0	0	0	0
15.2 Non-cancelable A&H (b).....	0	0	0	0	0	0	0	0	0	0	0	0
15.3 Guaranteed renewable A&H (b).....	0	0	0	0	0	0	0	0	0	0	0	0
15.4 Non-renewable for stated reasons only (b).....	0	0	0	0	0	0	0	0	0	0	0	0
15.5 Other accident only.....	0	0	0	0	0	0	0	0	0	0	0	0
15.6 Medicare Title XVIII exempt from state taxes or fees.....	0	0	0	0	0	0	0	0	0	0	0	0
15.7 All other A&H (b).....	0	0	0	0	0	0	0	0	0	0	0	0
15.8 Federal employees health benefits plan premium.....	0	0	0	0	0	0	0	0	0	0	0	0
16. Workers' compensation.....	0	0	0	0	0	0	0	0	0	0	0	0
17.1 Other liability-occurrence.....	0	0	0	0	0	0	0	0	0	0	0	0
17.2 Other liability-claims-made.....	0	0	0	0	0	0	0	0	0	0	0	0
17.3 Excess workers' compensation.....	0	0	0	0	0	0	0	0	0	0	0	0
18. Products liability.....	0	0	0	0	0	0	0	0	0	0	0	0
19.1 Private passenger auto no-fault (personal injury protection).....	0	0	0	0	0	0	0	0	0	0	0	0
19.2 Other private passenger auto liability.....	140,169	148,287	0	36,400	81,262	11,689	73,478	0	(6,032)	6,171	777	3,477
19.3 Commercial auto no-fault (personal injury protection).....	0	0	0	0	0	0	0	0	0	0	0	0
19.4 Other commercial auto liability.....	0	0	0	0	0	0	0	0	0	0	0	0
21.1 Private passenger auto physical damage.....	172,375	184,522	0	44,148	77,186	88,565	9,290	485	212	(182)	624	4,259
21.2 Commercial auto physical damage.....	0	0	0	0	0	0	0	0	0	0	0	0
22. Aircraft (all perils).....	0	0	0	0	0	0	0	0	0	0	0	0
23. Fidelity.....	0	0	0	0	0	0	0	0	0	0	0	0
24. Surety.....	0	0	0	0	0	0	0	0	0	0	0	0
26. Burglary and theft.....	0	0	0	0	0	0	0	0	0	0	0	0
27. Boiler and machinery.....	0	0	0	0	0	0	0	0	0	0	0	0
28. Credit.....	0	0	0	0	0	0	0	0	0	0	0	0
30. Warranty.....	0	0	0	0	0	0	0	0	0	0	0	0
34. Aggregate write-ins for other lines of business.....	0	0	0	0	0	0	0	0	0	0	0	0
35. TOTALS (a).....	312,544	332,809	0	80,548	158,448	100,254	82,768	485	(5,820)	5,989	1,401	7,736

**DETAILS OF WRITE-INS**

3401. MISCELLANEOUS.....	0	0	0	0	0	0	0	0	0	0	0	0
3402. ....	0	0	0	0	0	0	0	0	0	0	0	0
3403. ....	0	0	0	0	0	0	0	0	0	0	0	0
3498. Summary of remaining write-ins for Line 34 from overflow page.....	0	0	0	0	0	0	0	0	0	0	0	0
3499. TOTALS (Lines 3401 through 3403 plus 3498) (Line 34 above).....	0	0	0	0	0	0	0	0	0	0	0	0

(a) Finance and service charges not included in Lines 1 to 35 \$.....0.

(b) For health business on indicated lines report: Number of persons insured under PPO managed care products.....0 and number of persons insured under indemnity only products.....0.

**EXHIBIT OF PREMIUMS AND LOSSES (Statutory Page 14)**



NAIC Group Code....241 NAIC Company Code....25321

BUSINESS IN THE STATE OF MISSISSIPPI DURING THE YEAR

19.MS

Line of Business	Gross Premiums, Including Policy and Membership Fees, Less Return Premiums and Premiums on Policies not Taken		Dividends Paid or Credited to Policyholders on Direct Business	Direct Unearned Premium Reserves	Direct Losses Paid (deducting salvage)	Direct Losses Incurred	Direct Losses Unpaid	Direct Defense and Cost Containment Expense Paid	Direct Defense and Cost Containment Expense Incurred	Direct Defense and Cost Containment Expense Unpaid	Commissions and Brokerage Expenses	Taxes, Licenses and Fees
	Direct Premiums Written	Direct Premiums Earned										
1. Fire.....	0	0	0	0	0	0	0	0	0	0	0	0
2.1 Allied lines.....	0	0	0	0	0	0	0	0	0	0	0	0
2.2 Multiple peril crop.....	0	0	0	0	0	0	0	0	0	0	0	0
2.3 Federal flood.....	0	0	0	0	0	0	0	0	0	0	0	0
2.4 Private crop.....	0	0	0	0	0	0	0	0	0	0	0	0
2.5 Private flood.....	0	0	0	0	0	0	0	0	0	0	0	0
3. Farmowners multiple peril.....	0	0	0	0	0	0	0	0	0	0	0	0
4. Homeowners multiple peril.....	0	0	0	0	0	0	0	0	0	0	0	0
5.1 Commercial multiple peril (non-liability portion).....	0	0	0	0	0	0	0	0	0	0	0	0
5.2 Commercial multiple peril (liability portion).....	0	0	0	0	0	0	0	0	0	0	0	0
6. Mortgage guaranty.....	0	0	0	0	0	0	0	0	0	0	0	0
8. Ocean marine.....	0	0	0	0	0	0	0	0	0	0	0	0
9. Inland marine.....	0	0	0	0	0	0	0	0	0	0	0	0
10. Financial guaranty.....	0	0	0	0	0	0	0	0	0	0	0	0
11. Medical professional liability.....	0	0	0	0	0	0	0	0	0	0	0	0
12. Earthquake.....	0	0	0	0	0	0	0	0	0	0	0	0
13. Group accident and health (b).....	0	0	0	0	0	0	0	0	0	0	0	0
14. Credit A&H (group and individual).....	0	0	0	0	0	0	0	0	0	0	0	0
15.1 Collectively renewable A&H (b).....	0	0	0	0	0	0	0	0	0	0	0	0
15.2 Non-cancelable A&H (b).....	0	0	0	0	0	0	0	0	0	0	0	0
15.3 Guaranteed renewable A&H (b).....	0	0	0	0	0	0	0	0	0	0	0	0
15.4 Non-renewable for stated reasons only (b).....	0	0	0	0	0	0	0	0	0	0	0	0
15.5 Other accident only.....	0	0	0	0	0	0	0	0	0	0	0	0
15.6 Medicare Title XVIII exempt from state taxes or fees.....	0	0	0	0	0	0	0	0	0	0	0	0
15.7 All other A&H (b).....	0	0	0	0	0	0	0	0	0	0	0	0
15.8 Federal employees health benefits plan premium.....	0	0	0	0	0	0	0	0	0	0	0	0
16. Workers' compensation.....	0	0	0	0	0	0	0	0	0	0	0	0
17.1 Other liability-occurrence.....	0	0	0	0	0	0	0	0	0	0	0	0
17.2 Other liability-claims-made.....	0	0	0	0	0	0	0	0	0	0	0	0
17.3 Excess workers' compensation.....	0	0	0	0	0	0	0	0	0	0	0	0
18. Products liability.....	0	0	0	0	0	0	0	0	0	0	0	0
19.1 Private passenger auto no-fault (personal injury protection).....	0	0	0	0	0	0	0	0	0	0	0	0
19.2 Other private passenger auto liability.....	2,793,543	2,574,540	0	1,332,357	2,228,611	2,952,799	2,318,618	70,830	128,208	193,267	99,273	84,303
19.3 Commercial auto no-fault (personal injury protection).....	0	0	0	0	0	0	0	0	0	0	0	0
19.4 Other commercial auto liability.....	0	0	0	0	0	0	0	0	0	0	0	0
21.1 Private passenger auto physical damage.....	5,122,388	4,533,499	0	2,407,699	1,868,768	1,847,796	88,066	3,585	5,061	1,701	183,227	154,584
21.2 Commercial auto physical damage.....	0	0	0	0	0	0	0	0	0	0	0	0
22. Aircraft (all perils).....	0	0	0	0	0	0	0	0	0	0	0	0
23. Fidelity.....	0	0	0	0	0	0	0	0	0	0	0	0
24. Surety.....	0	0	0	0	0	0	0	0	0	0	0	0
26. Burglary and theft.....	0	0	0	0	0	0	0	0	0	0	0	0
27. Boiler and machinery.....	0	0	0	0	0	0	0	0	0	0	0	0
28. Credit.....	0	0	0	0	0	0	0	0	0	0	0	0
30. Warranty.....	0	0	0	0	0	0	0	0	0	0	0	0
34. Aggregate write-ins for other lines of business.....	0	0	0	0	0	0	0	0	0	0	0	0
35. TOTALS (a).....	7,915,931	7,108,039	0	3,740,056	4,097,379	4,800,595	2,406,684	74,415	133,269	194,968	282,500	238,887

**DETAILS OF WRITE-INS**

3401. MISCELLANEOUS.....	0	0	0	0	0	0	0	0	0	0	0	0
3402. ....	0	0	0	0	0	0	0	0	0	0	0	0
3403. ....	0	0	0	0	0	0	0	0	0	0	0	0
3498. Summary of remaining write-ins for Line 34 from overflow page.....	0	0	0	0	0	0	0	0	0	0	0	0
3499. TOTALS (Lines 3401 through 3403 plus 3498) (Line 34 above).....	0	0	0	0	0	0	0	0	0	0	0	0

(a) Finance and service charges not included in Lines 1 to 35 \$.....4,994.

(b) For health business on indicated lines report: Number of persons insured under PPO managed care products.....0 and number of persons insured under indemnity only products.....0.

**EXHIBIT OF PREMIUMS AND LOSSES (Statutory Page 14)**



NAIC Group Code....241 NAIC Company Code....25321

BUSINESS IN THE STATE OF MONTANA DURING THE YEAR

19.MT

Line of Business	Gross Premiums, Including Policy and Membership Fees, Less Return Premiums and Premiums on Policies not Taken		Dividends Paid or Credited to Policyholders on Direct Business	Direct Unearned Premium Reserves	Direct Losses Paid (deducting salvage)	Direct Losses Incurred	Direct Losses Unpaid	Direct Defense and Cost Containment Expense Paid	Direct Defense and Cost Containment Expense Incurred	Direct Defense and Cost Containment Expense Unpaid	Commissions and Brokerage Expenses	Taxes, Licenses and Fees
	Direct Premiums Written	Direct Premiums Earned										
1. Fire.....	0	0	0	0	0	0	0	0	0	0	0	0
2.1 Allied lines.....	0	0	0	0	0	0	0	0	0	0	0	0
2.2 Multiple peril crop.....	0	0	0	0	0	0	0	0	0	0	0	0
2.3 Federal flood.....	0	0	0	0	0	0	0	0	0	0	0	0
2.4 Private crop.....	0	0	0	0	0	0	0	0	0	0	0	0
2.5 Private flood.....	0	0	0	0	0	0	0	0	0	0	0	0
3. Farmowners multiple peril.....	0	0	0	0	0	0	0	0	0	0	0	0
4. Homeowners multiple peril.....	0	0	0	0	0	0	0	0	0	0	0	0
5.1 Commercial multiple peril (non-liability portion).....	0	0	0	0	0	0	0	0	0	0	0	0
5.2 Commercial multiple peril (liability portion).....	0	0	0	0	0	0	0	0	0	0	0	0
6. Mortgage guaranty.....	0	0	0	0	0	0	0	0	0	0	0	0
8. Ocean marine.....	0	0	0	0	0	0	0	0	0	0	0	0
9. Inland marine.....	0	0	0	0	0	0	0	0	0	0	0	0
10. Financial guaranty.....	0	0	0	0	0	0	0	0	0	0	0	0
11. Medical professional liability.....	0	0	0	0	0	0	0	0	0	0	0	0
12. Earthquake.....	0	0	0	0	0	0	0	0	0	0	0	0
13. Group accident and health (b).....	0	0	0	0	0	0	0	0	0	0	0	0
14. Credit A&H (group and individual).....	0	0	0	0	0	0	0	0	0	0	0	0
15.1 Collectively renewable A&H (b).....	0	0	0	0	0	0	0	0	0	0	0	0
15.2 Non-cancelable A&H (b).....	0	0	0	0	0	0	0	0	0	0	0	0
15.3 Guaranteed renewable A&H (b).....	0	0	0	0	0	0	0	0	0	0	0	0
15.4 Non-renewable for stated reasons only (b).....	0	0	0	0	0	0	0	0	0	0	0	0
15.5 Other accident only.....	0	0	0	0	0	0	0	0	0	0	0	0
15.6 Medicare Title XVIII exempt from state taxes or fees.....	0	0	0	0	0	0	0	0	0	0	0	0
15.7 All other A&H (b).....	0	0	0	0	0	0	0	0	0	0	0	0
15.8 Federal employees health benefits plan premium.....	0	0	0	0	0	0	0	0	0	0	0	0
16. Workers' compensation.....	0	0	0	0	0	0	0	0	0	0	0	0
17.1 Other liability-occurrence.....	0	0	0	0	0	0	0	0	0	0	0	0
17.2 Other liability-claims-made.....	0	0	0	0	0	0	0	0	0	0	0	0
17.3 Excess workers' compensation.....	0	0	0	0	0	0	0	0	0	0	0	0
18. Products liability.....	0	0	0	0	0	0	0	0	0	0	0	0
19.1 Private passenger auto no-fault (personal injury protection).....	0	0	0	0	0	0	0	0	0	0	0	0
19.2 Other private passenger auto liability.....	0	0	0	0	0	0	0	0	0	0	0	0
19.3 Commercial auto no-fault (personal injury protection).....	0	0	0	0	0	0	0	0	0	0	0	0
19.4 Other commercial auto liability.....	0	0	0	0	0	0	0	0	0	0	0	0
21.1 Private passenger auto physical damage.....	0	0	0	0	0	0	0	0	0	0	0	0
21.2 Commercial auto physical damage.....	0	0	0	0	0	0	0	0	0	0	0	0
22. Aircraft (all perils).....	0	0	0	0	0	0	0	0	0	0	0	0
23. Fidelity.....	0	0	0	0	0	0	0	0	0	0	0	0
24. Surety.....	0	0	0	0	0	0	0	0	0	0	0	0
26. Burglary and theft.....	0	0	0	0	0	0	0	0	0	0	0	0
27. Boiler and machinery.....	0	0	0	0	0	0	0	0	0	0	0	0
28. Credit.....	0	0	0	0	0	0	0	0	0	0	0	0
30. Warranty.....	0	0	0	0	0	0	0	0	0	0	0	0
34. Aggregate write-ins for other lines of business.....	0	0	0	0	0	0	0	0	0	0	0	1,900
35. TOTALS (a).....	0	0	0	0	0	0	0	0	0	0	0	1,900

**DETAILS OF WRITE-INS**

3401. MISCELLANEOUS.....	0	0	0	0	0	0	0	0	0	0	0	1,900
3402. ....	0	0	0	0	0	0	0	0	0	0	0	0
3403. ....	0	0	0	0	0	0	0	0	0	0	0	0
3498. Summary of remaining write-ins for Line 34 from overflow page.....	0	0	0	0	0	0	0	0	0	0	0	0
3499. TOTALS (Lines 3401 through 3403 plus 3498) (Line 34 above).....	0	0	0	0	0	0	0	0	0	0	0	1,900

(a) Finance and service charges not included in Lines 1 to 35 \$.....0.

(b) For health business on indicated lines report: Number of persons insured under PPO managed care products.....0 and number of persons insured under indemnity only products.....0.

**EXHIBIT OF PREMIUMS AND LOSSES (Statutory Page 14)**



NAIC Group Code....241 NAIC Company Code....25321

BUSINESS IN THE STATE OF NORTH CAROLINA DURING THE YEAR

Line of Business	Gross Premiums, including Policy and Membership Fees, Less Return Premiums and Premiums on Policies not Taken		3 Dividends Paid or Credited to Policyholders on Direct Business	4 Direct Unearned Premium Reserves	5 Direct Losses Paid (deducting salvage)	6 Direct Losses Incurred	7 Direct Losses Unpaid	8 Direct Defense and Cost Containment Expense Paid	9 Direct Defense and Cost Containment Expense Incurred	10 Direct Defense and Cost Containment Expense Unpaid	11 Commissions and Brokerage Expenses	12 Taxes, Licenses and Fees
	1 Direct Premiums Written	2 Direct Premiums Earned										
1. Fire.....	0	0	0	0	0	0	0	0	0	0	0	0
2.1 Allied lines.....	0	0	0	0	0	0	0	0	0	0	0	0
2.2 Multiple peril crop.....	0	0	0	0	0	0	0	0	0	0	0	0
2.3 Federal flood.....	0	0	0	0	0	0	0	0	0	0	0	0
2.4 Private crop.....	0	0	0	0	0	0	0	0	0	0	0	0
2.5 Private flood.....	0	0	0	0	0	0	0	0	0	0	0	0
3. Farmowners multiple peril.....	0	0	0	0	0	0	0	0	0	0	0	0
4. Homeowners multiple peril.....	130,608	141,134	0	71,320	140,749	145,325	13,557	13,189	13,337	497	17,593	3,842
5.1 Commercial multiple peril (non-liability portion).....	0	0	0	0	0	0	0	0	0	0	0	0
5.2 Commercial multiple peril (liability portion).....	0	0	0	0	0	0	0	0	0	0	0	0
6. Mortgage guaranty.....	0	0	0	0	0	0	0	0	0	0	0	0
8. Ocean marine.....	0	0	0	0	0	0	0	0	0	0	0	0
9. Inland marine.....	2,154	2,255	0	1,022	0	72	242	0	4	7	293	64
10. Financial guaranty.....	0	0	0	0	0	0	0	0	0	0	0	0
11. Medical professional liability.....	0	0	0	0	0	0	0	0	0	0	0	0
12. Earthquake.....	2,107	2,171	0	948	0	89	224	0	2	3	283	62
13. Group accident and health (b).....	0	0	0	0	0	0	0	0	0	0	0	0
14. Credit A&H (group and individual).....	0	0	0	0	0	0	0	0	0	0	0	0
15.1 Collectively renewable A&H (b).....	0	0	0	0	0	0	0	0	0	0	0	0
15.2 Non-cancelable A&H (b).....	0	0	0	0	0	0	0	0	0	0	0	0
15.3 Guaranteed renewable A&H (b).....	0	0	0	0	0	0	0	0	0	0	0	0
15.4 Non-renewable for stated reasons only (b).....	0	0	0	0	0	0	0	0	0	0	0	0
15.5 Other accident only.....	0	0	0	0	0	0	0	0	0	0	0	0
15.6 Medicare Title XVIII exempt from state taxes or fees.....	0	0	0	0	0	0	0	0	0	0	0	0
15.7 All other A&H (b).....	0	0	0	0	0	0	0	0	0	0	0	0
15.8 Federal employees health benefits plan premium.....	0	0	0	0	0	0	0	0	0	0	0	0
16. Workers' compensation.....	0	0	0	0	0	0	0	0	0	0	0	0
17.1 Other liability-occurrence.....	0	0	0	0	0	0	0	0	0	0	0	0
17.2 Other liability-claims-made.....	0	0	0	0	0	0	0	0	0	0	0	0
17.3 Excess workers' compensation.....	0	0	0	0	0	0	0	0	0	0	0	0
18. Products liability.....	0	0	0	0	0	0	0	0	0	0	0	0
19.1 Private passenger auto no-fault (personal injury protection).....	0	0	0	0	0	0	0	0	0	0	0	0
19.2 Other private passenger auto liability.....	5,053,163	5,124,053	0	1,462,819	3,063,969	2,958,638	2,776,777	61,743	39,159	212,184	277,745	148,616
19.3 Commercial auto no-fault (personal injury protection).....	0	0	0	0	0	0	0	0	0	0	0	0
19.4 Other commercial auto liability.....	0	0	0	0	0	0	0	0	0	0	0	0
21.1 Private passenger auto physical damage.....	4,739,881	4,693,001	0	1,409,415	2,474,005	2,680,112	232,870	11,445	11,876	1,959	261,989	139,453
21.2 Commercial auto physical damage.....	0	0	0	0	0	0	0	0	0	0	0	0
22. Aircraft (all perils).....	0	0	0	0	0	0	0	0	0	0	0	0
23. Fidelity.....	0	0	0	0	0	0	0	0	0	0	0	0
24. Surety.....	0	0	0	0	0	0	0	0	0	0	0	0
26. Burglary and theft.....	0	0	0	0	0	0	0	0	0	0	0	0
27. Boiler and machinery.....	0	0	0	0	0	0	0	0	0	0	0	0
28. Credit.....	0	0	0	0	0	0	0	0	0	0	0	0
30. Warranty.....	0	0	0	0	0	0	0	0	0	0	0	0
34. Aggregate write-ins for other lines of business.....	0	0	0	0	0	0	0	0	0	0	0	0
35. TOTALS (a).....	9,927,913	9,962,614	0	2,945,524	5,678,723	5,784,236	3,023,670	86,377	64,378	214,650	557,903	292,037

**DETAILS OF WRITE-INS**

3401. MISCELLANEOUS.....	0	0	0	0	0	0	0	0	0	0	0	0
3402. ....	0	0	0	0	0	0	0	0	0	0	0	0
3403. ....	0	0	0	0	0	0	0	0	0	0	0	0
3498. Summary of remaining write-ins for Line 34 from overflow page.....	0	0	0	0	0	0	0	0	0	0	0	0
3499. TOTALS (Lines 3401 through 3403 plus 3498) (Line 34 above).....	0	0	0	0	0	0	0	0	0	0	0	0

(a) Finance and service charges not included in Lines 1 to 35 \$.....21,662.

(b) For health business on indicated lines report: Number of persons insured under PPO managed care products.....0 and number of persons insured under indemnity only products.....0.

19.NC

**EXHIBIT OF PREMIUMS AND LOSSES (Statutory Page 14)**



NAIC Group Code....241 NAIC Company Code....25321

BUSINESS IN THE STATE OF NORTH DAKOTA DURING THE YEAR

19.ND

Line of Business	Gross Premiums, Including Policy and Membership Fees, Less Return Premiums and Premiums on Policies not Taken		Dividends Paid or Credited to Policyholders on Direct Business	Direct Unearned Premium Reserves	Direct Losses Paid (deducting salvage)	Direct Losses Incurred	Direct Losses Unpaid	Direct Defense and Cost Containment Expense Paid	Direct Defense and Cost Containment Expense Incurred	Direct Defense and Cost Containment Expense Unpaid	Commissions and Brokerage Expenses	Taxes, Licenses and Fees
	Direct Premiums Written	Direct Premiums Earned										
1. Fire.....	0	0	0	0	0	0	0	0	0	0	0	0
2.1 Allied lines.....	0	0	0	0	0	0	0	0	0	0	0	0
2.2 Multiple peril crop.....	0	0	0	0	0	0	0	0	0	0	0	0
2.3 Federal flood.....	0	0	0	0	0	0	0	0	0	0	0	0
2.4 Private crop.....	0	0	0	0	0	0	0	0	0	0	0	0
2.5 Private flood.....	0	0	0	0	0	0	0	0	0	0	0	0
3. Farmowners multiple peril.....	0	0	0	0	0	0	0	0	0	0	0	0
4. Homeowners multiple peril.....	0	0	0	0	0	0	0	0	0	0	0	0
5.1 Commercial multiple peril (non-liability portion).....	0	0	0	0	0	0	0	0	0	0	0	0
5.2 Commercial multiple peril (liability portion).....	0	0	0	0	0	0	0	0	0	0	0	0
6. Mortgage guaranty.....	0	0	0	0	0	0	0	0	0	0	0	0
8. Ocean marine.....	0	0	0	0	0	0	0	0	0	0	0	0
9. Inland marine.....	0	0	0	0	0	0	0	0	0	0	0	0
10. Financial guaranty.....	0	0	0	0	0	0	0	0	0	0	0	0
11. Medical professional liability.....	0	0	0	0	0	0	0	0	0	0	0	0
12. Earthquake.....	0	0	0	0	0	0	0	0	0	0	0	0
13. Group accident and health (b).....	0	0	0	0	0	0	0	0	0	0	0	0
14. Credit A&H (group and individual).....	0	0	0	0	0	0	0	0	0	0	0	0
15.1 Collectively renewable A&H (b).....	0	0	0	0	0	0	0	0	0	0	0	0
15.2 Non-cancelable A&H (b).....	0	0	0	0	0	0	0	0	0	0	0	0
15.3 Guaranteed renewable A&H (b).....	0	0	0	0	0	0	0	0	0	0	0	0
15.4 Non-renewable for stated reasons only (b).....	0	0	0	0	0	0	0	0	0	0	0	0
15.5 Other accident only.....	0	0	0	0	0	0	0	0	0	0	0	0
15.6 Medicare Title XVIII exempt from state taxes or fees.....	0	0	0	0	0	0	0	0	0	0	0	0
15.7 All other A&H (b).....	0	0	0	0	0	0	0	0	0	0	0	0
15.8 Federal employees health benefits plan premium.....	0	0	0	0	0	0	0	0	0	0	0	0
16. Workers' compensation.....	0	0	0	0	0	0	0	0	0	0	0	0
17.1 Other liability-occurrence.....	0	0	0	0	0	0	0	0	0	0	0	0
17.2 Other liability-claims-made.....	0	0	0	0	0	0	0	0	0	0	0	0
17.3 Excess workers' compensation.....	0	0	0	0	0	0	0	0	0	0	0	0
18. Products liability.....	0	0	0	0	0	0	0	0	0	0	0	0
19.1 Private passenger auto no-fault (personal injury protection).....	0	0	0	0	0	0	0	0	0	0	0	0
19.2 Other private passenger auto liability.....	0	0	0	0	0	0	0	0	0	0	0	0
19.3 Commercial auto no-fault (personal injury protection).....	0	0	0	0	0	0	0	0	0	0	0	0
19.4 Other commercial auto liability.....	0	0	0	0	0	0	0	0	0	0	0	0
21.1 Private passenger auto physical damage.....	0	0	0	0	0	0	0	0	0	0	0	0
21.2 Commercial auto physical damage.....	0	0	0	0	0	0	0	0	0	0	0	0
22. Aircraft (all perils).....	0	0	0	0	0	0	0	0	0	0	0	0
23. Fidelity.....	0	0	0	0	0	0	0	0	0	0	0	0
24. Surety.....	0	0	0	0	0	0	0	0	0	0	0	0
26. Burglary and theft.....	0	0	0	0	0	0	0	0	0	0	0	0
27. Boiler and machinery.....	0	0	0	0	0	0	0	0	0	0	0	0
28. Credit.....	0	0	0	0	0	0	0	0	0	0	0	0
30. Warranty.....	0	0	0	0	0	0	0	0	0	0	0	0
34. Aggregate write-ins for other lines of business.....	0	0	0	0	0	0	0	0	0	0	0	462
35. TOTALS (a).....	0	0	0	0	0	0	0	0	0	0	0	462

**DETAILS OF WRITE-INS**

3401. MISCELLANEOUS.....	0	0	0	0	0	0	0	0	0	0	0	462
3402. ....	0	0	0	0	0	0	0	0	0	0	0	0
3403. ....	0	0	0	0	0	0	0	0	0	0	0	0
3498. Summary of remaining write-ins for Line 34 from overflow page.....	0	0	0	0	0	0	0	0	0	0	0	0
3499. TOTALS (Lines 3401 through 3403 plus 3498) (Line 34 above).....	0	0	0	0	0	0	0	0	0	0	0	462

(a) Finance and service charges not included in Lines 1 to 35 \$.....0.

(b) For health business on indicated lines report: Number of persons insured under PPO managed care products.....0 and number of persons insured under indemnity only products.....0.

**EXHIBIT OF PREMIUMS AND LOSSES (Statutory Page 14)**



NAIC Group Code....241 NAIC Company Code....25321

BUSINESS IN THE STATE OF NEBRASKA DURING THE YEAR

19.NE

Line of Business	Gross Premiums, Including Policy and Membership Fees, Less Return Premiums and Premiums on Policies not Taken		Dividends Paid or Credited to Policyholders on Direct Business	Direct Unearned Premium Reserves	Direct Losses Paid (deducting salvage)	Direct Losses Incurred	Direct Losses Unpaid	Direct Defense and Cost Containment Expense Paid	Direct Defense and Cost Containment Expense Incurred	Direct Defense and Cost Containment Expense Unpaid	Commissions and Brokerage Expenses	Taxes, Licenses and Fees
	Direct Premiums Written	Direct Premiums Earned										
1. Fire.....	0	0	0	0	0	0	0	0	0	0	0	0
2.1 Allied lines.....	0	0	0	0	0	0	0	0	0	0	0	0
2.2 Multiple peril crop.....	0	0	0	0	0	0	0	0	0	0	0	0
2.3 Federal flood.....	0	0	0	0	0	0	0	0	0	0	0	0
2.4 Private crop.....	0	0	0	0	0	0	0	0	0	0	0	0
2.5 Private flood.....	0	0	0	0	0	0	0	0	0	0	0	0
3. Farmowners multiple peril.....	0	0	0	0	0	0	0	0	0	0	0	0
4. Homeowners multiple peril.....	871,276	839,010	0	448,820	2,084,434	2,233,737	259,032	0	5,150	11,184	30,771	19,927
5.1 Commercial multiple peril (non-liability portion).....	0	0	0	0	0	0	0	0	0	0	0	0
5.2 Commercial multiple peril (liability portion).....	0	0	0	0	0	0	0	0	0	0	0	0
6. Mortgage guaranty.....	0	0	0	0	0	0	0	0	0	0	0	0
8. Ocean marine.....	0	0	0	0	0	0	0	0	0	0	0	0
9. Inland marine.....	11,663	12,395	0	6,216	4,015	4,849	1,325	0	31	45	394	326
10. Financial guaranty.....	0	0	0	0	0	0	0	0	0	0	0	0
11. Medical professional liability.....	0	0	0	0	0	0	0	0	0	0	0	0
12. Earthquake.....	535	522	0	325	0	37	61	0	0	0	18	12
13. Group accident and health (b).....	0	0	0	0	0	0	0	0	0	0	0	0
14. Credit A&H (group and individual).....	0	0	0	0	0	0	0	0	0	0	0	0
15.1 Collectively renewable A&H (b).....	0	0	0	0	0	0	0	0	0	0	0	0
15.2 Non-cancelable A&H (b).....	0	0	0	0	0	0	0	0	0	0	0	0
15.3 Guaranteed renewable A&H (b).....	0	0	0	0	0	0	0	0	0	0	0	0
15.4 Non-renewable for stated reasons only (b).....	0	0	0	0	0	0	0	0	0	0	0	0
15.5 Other accident only.....	0	0	0	0	0	0	0	0	0	0	0	0
15.6 Medicare Title XVIII exempt from state taxes or fees.....	0	0	0	0	0	0	0	0	0	0	0	0
15.7 All other A&H (b).....	0	0	0	0	0	0	0	0	0	0	0	0
15.8 Federal employees health benefits plan premium.....	0	0	0	0	0	0	0	0	0	0	0	0
16. Workers' compensation.....	0	0	0	0	0	0	0	0	0	0	0	0
17.1 Other liability-occurrence.....	0	0	0	0	0	0	0	0	0	0	0	0
17.2 Other liability-claims-made.....	0	0	0	0	0	0	0	0	0	0	0	0
17.3 Excess workers' compensation.....	0	0	0	0	0	0	0	0	0	0	0	0
18. Products liability.....	0	0	0	0	0	0	0	0	0	0	0	0
19.1 Private passenger auto no-fault (personal injury protection).....	0	0	0	0	0	0	0	0	0	0	0	0
19.2 Other private passenger auto liability.....	0	0	0	0	0	(61)	(61)	0	(4)	0	0	0
19.3 Commercial auto no-fault (personal injury protection).....	0	0	0	0	0	0	0	0	0	0	0	0
19.4 Other commercial auto liability.....	0	0	0	0	0	0	0	0	0	0	0	0
21.1 Private passenger auto physical damage.....	0	0	0	0	402	463	61	0	0	0	0	0
21.2 Commercial auto physical damage.....	0	0	0	0	0	0	0	0	0	0	0	0
22. Aircraft (all perils).....	0	0	0	0	0	0	0	0	0	0	0	0
23. Fidelity.....	0	0	0	0	0	0	0	0	0	0	0	0
24. Surety.....	0	0	0	0	0	0	0	0	0	0	0	0
26. Burglary and theft.....	0	0	0	0	0	0	0	0	0	0	0	0
27. Boiler and machinery.....	0	0	0	0	0	0	0	0	0	0	0	0
28. Credit.....	0	0	0	0	0	0	0	0	0	0	0	0
30. Warranty.....	0	0	0	0	0	0	0	0	0	0	0	0
34. Aggregate write-ins for other lines of business.....	0	0	0	0	0	0	0	0	0	0	0	0
35. TOTALS (a).....	883,474	851,927	0	455,361	2,088,851	2,239,025	260,418	0	5,177	11,229	31,183	20,265

**DETAILS OF WRITE-INS**

3401. MISCELLANEOUS.....	0	0	0	0	0	0	0	0	0	0	0	0
3402. ....	0	0	0	0	0	0	0	0	0	0	0	0
3403. ....	0	0	0	0	0	0	0	0	0	0	0	0
3498. Summary of remaining write-ins for Line 34 from overflow page.....	0	0	0	0	0	0	0	0	0	0	0	0
3499. TOTALS (Lines 3401 through 3403 plus 3498) (Line 34 above).....	0	0	0	0	0	0	0	0	0	0	0	0

(a) Finance and service charges not included in Lines 1 to 35 \$.....441.

(b) For health business on indicated lines report: Number of persons insured under PPO managed care products.....0 and number of persons insured under indemnity only products.....0.



**EXHIBIT OF PREMIUMS AND LOSSES (Statutory Page 14)**



NAIC Group Code....241 NAIC Company Code....25321

BUSINESS IN THE STATE OF NEW HAMPSHIRE DURING THE YEAR

19.NH

Line of Business	Gross Premiums, Including Policy and Membership Fees, Less Return Premiums and Premiums on Policies not Taken		Dividends Paid or Credited to Policyholders on Direct Business	Direct Unearned Premium Reserves	Direct Losses Paid (deducting salvage)	Direct Losses Incurred	Direct Losses Unpaid	Direct Defense and Cost Containment Expense Paid	Direct Defense and Cost Containment Expense Incurred	Direct Defense and Cost Containment Expense Unpaid	Commissions and Brokerage Expenses	Taxes, Licenses and Fees
	Direct Premiums Written	Direct Premiums Earned										
1. Fire.....	0	0	0	0	0	0	0	0	0	0	0	0
2.1 Allied lines.....	0	0	0	0	0	0	0	0	0	0	0	0
2.2 Multiple peril crop.....	0	0	0	0	0	0	0	0	0	0	0	0
2.3 Federal flood.....	0	0	0	0	0	0	0	0	0	0	0	0
2.4 Private crop.....	0	0	0	0	0	0	0	0	0	0	0	0
2.5 Private flood.....	0	0	0	0	0	0	0	0	0	0	0	0
3. Farmowners multiple peril.....	0	0	0	0	0	0	0	0	0	0	0	0
4. Homeowners multiple peril.....	0	0	0	0	0	0	0	0	0	0	0	0
5.1 Commercial multiple peril (non-liability portion).....	0	0	0	0	0	0	0	0	0	0	0	0
5.2 Commercial multiple peril (liability portion).....	0	0	0	0	0	0	0	0	0	0	0	0
6. Mortgage guaranty.....	0	0	0	0	0	0	0	0	0	0	0	0
8. Ocean marine.....	0	0	0	0	0	0	0	0	0	0	0	0
9. Inland marine.....	0	0	0	0	0	0	0	0	0	0	0	0
10. Financial guaranty.....	0	0	0	0	0	0	0	0	0	0	0	0
11. Medical professional liability.....	0	0	0	0	0	0	0	0	0	0	0	0
12. Earthquake.....	0	0	0	0	0	0	0	0	0	0	0	0
13. Group accident and health (b).....	0	0	0	0	0	0	0	0	0	0	0	0
14. Credit A&H (group and individual).....	0	0	0	0	0	0	0	0	0	0	0	0
15.1 Collectively renewable A&H (b).....	0	0	0	0	0	0	0	0	0	0	0	0
15.2 Non-cancelable A&H (b).....	0	0	0	0	0	0	0	0	0	0	0	0
15.3 Guaranteed renewable A&H (b).....	0	0	0	0	0	0	0	0	0	0	0	0
15.4 Non-renewable for stated reasons only (b).....	0	0	0	0	0	0	0	0	0	0	0	0
15.5 Other accident only.....	0	0	0	0	0	0	0	0	0	0	0	0
15.6 Medicare Title XVIII exempt from state taxes or fees.....	0	0	0	0	0	0	0	0	0	0	0	0
15.7 All other A&H (b).....	0	0	0	0	0	0	0	0	0	0	0	0
15.8 Federal employees health benefits plan premium.....	0	0	0	0	0	0	0	0	0	0	0	0
16. Workers' compensation.....	0	0	0	0	0	0	0	0	0	0	0	0
17.1 Other liability-occurrence.....	0	0	0	0	0	0	0	0	0	0	0	0
17.2 Other liability-claims-made.....	0	0	0	0	0	0	0	0	0	0	0	0
17.3 Excess workers' compensation.....	0	0	0	0	0	0	0	0	0	0	0	0
18. Products liability.....	0	0	0	0	0	0	0	0	0	0	0	0
19.1 Private passenger auto no-fault (personal injury protection).....	0	0	0	0	0	0	0	0	0	0	0	0
19.2 Other private passenger auto liability.....	0	0	0	0	0	0	0	0	0	0	0	0
19.3 Commercial auto no-fault (personal injury protection).....	0	0	0	0	0	0	0	0	0	0	0	0
19.4 Other commercial auto liability.....	0	0	0	0	0	0	0	0	0	0	0	0
21.1 Private passenger auto physical damage.....	0	0	0	0	0	0	0	0	0	0	0	0
21.2 Commercial auto physical damage.....	0	0	0	0	0	0	0	0	0	0	0	0
22. Aircraft (all perils).....	0	0	0	0	0	0	0	0	0	0	0	0
23. Fidelity.....	0	0	0	0	0	0	0	0	0	0	0	0
24. Surety.....	0	0	0	0	0	0	0	0	0	0	0	0
26. Burglary and theft.....	0	0	0	0	0	0	0	0	0	0	0	0
27. Boiler and machinery.....	0	0	0	0	0	0	0	0	0	0	0	0
28. Credit.....	0	0	0	0	0	0	0	0	0	0	0	0
30. Warranty.....	0	0	0	0	0	0	0	0	0	0	0	0
34. Aggregate write-ins for other lines of business.....	0	0	0	0	0	0	0	0	0	0	0	49
35. TOTALS (a).....	0	0	0	0	0	0	0	0	0	0	0	49

**DETAILS OF WRITE-INS**

3401. MISCELLANEOUS.....	0	0	0	0	0	0	0	0	0	0	0	49
3402. ....	0	0	0	0	0	0	0	0	0	0	0	0
3403. ....	0	0	0	0	0	0	0	0	0	0	0	0
3498. Summary of remaining write-ins for Line 34 from overflow page.....	0	0	0	0	0	0	0	0	0	0	0	0
3499. TOTALS (Lines 3401 through 3403 plus 3498) (Line 34 above).....	0	0	0	0	0	0	0	0	0	0	0	49

(a) Finance and service charges not included in Lines 1 to 35 \$.....0.

(b) For health business on indicated lines report: Number of persons insured under PPO managed care products.....0 and number of persons insured under indemnity only products.....0.

**EXHIBIT OF PREMIUMS AND LOSSES (Statutory Page 14)**



NAIC Group Code....241 NAIC Company Code....25321

BUSINESS IN THE STATE OF NEW JERSEY DURING THE YEAR

19.NJ

Line of Business	Gross Premiums, Including Policy and Membership Fees, Less Return Premiums and Premiums on Policies not Taken		3 Dividends Paid or Credited to Policyholders on Direct Business	4 Direct Unearned Premium Reserves	5 Direct Losses Paid (deducting salvage)	6 Direct Losses Incurred	7 Direct Losses Unpaid	8 Direct Defense and Cost Containment Expense Paid	9 Direct Defense and Cost Containment Expense Incurred	10 Direct Defense and Cost Containment Expense Unpaid	11 Commissions and Brokerage Expenses	12 Taxes, Licenses and Fees
	1 Direct Premiums Written	2 Direct Premiums Earned										
1. Fire.....	0	0	0	0	0	0	0	0	0	0	0	0
2.1 Allied lines.....	0	0	0	0	0	0	0	0	0	0	0	0
2.2 Multiple peril crop.....	0	0	0	0	0	0	0	0	0	0	0	0
2.3 Federal flood.....	0	0	0	0	0	0	0	0	0	0	0	0
2.4 Private crop.....	0	0	0	0	0	0	0	0	0	0	0	0
2.5 Private flood.....	0	0	0	0	0	0	0	0	0	0	0	0
3. Farmowners multiple peril.....	0	0	0	0	0	0	0	0	0	0	0	0
4. Homeowners multiple peril.....	0	0	0	0	0	0	0	0	0	0	0	0
5.1 Commercial multiple peril (non-liability portion).....	0	0	0	0	0	0	0	0	0	0	0	0
5.2 Commercial multiple peril (liability portion).....	0	0	0	0	0	0	0	0	0	0	0	0
6. Mortgage guaranty.....	0	0	0	0	0	0	0	0	0	0	0	0
8. Ocean marine.....	0	0	0	0	0	0	0	0	0	0	0	0
9. Inland marine.....	0	0	0	0	0	0	0	0	0	0	0	0
10. Financial guaranty.....	0	0	0	0	0	0	0	0	0	0	0	0
11. Medical professional liability.....	0	0	0	0	0	0	0	0	0	0	0	0
12. Earthquake.....	0	0	0	0	0	0	0	0	0	0	0	0
13. Group accident and health (b).....	0	0	0	0	0	0	0	0	0	0	0	0
14. Credit A&H (group and individual).....	0	0	0	0	0	0	0	0	0	0	0	0
15.1 Collectively renewable A&H (b).....	0	0	0	0	0	0	0	0	0	0	0	0
15.2 Non-cancelable A&H (b).....	0	0	0	0	0	0	0	0	0	0	0	0
15.3 Guaranteed renewable A&H (b).....	0	0	0	0	0	0	0	0	0	0	0	0
15.4 Non-renewable for stated reasons only (b).....	0	0	0	0	0	0	0	0	0	0	0	0
15.5 Other accident only.....	0	0	0	0	0	0	0	0	0	0	0	0
15.6 Medicare Title XVIII exempt from state taxes or fees.....	0	0	0	0	0	0	0	0	0	0	0	0
15.7 All other A&H (b).....	0	0	0	0	0	0	0	0	0	0	0	0
15.8 Federal employees health benefits plan premium.....	0	0	0	0	0	0	0	0	0	0	0	0
16. Workers' compensation.....	0	0	0	0	0	0	0	0	0	0	0	0
17.1 Other liability-occurrence.....	0	0	0	0	0	0	0	0	0	0	0	0
17.2 Other liability-claims-made.....	0	0	0	0	0	0	0	0	0	0	0	0
17.3 Excess workers' compensation.....	0	0	0	0	0	0	0	0	0	0	0	0
18. Products liability.....	0	0	0	0	0	0	0	0	0	0	0	0
19.1 Private passenger auto no-fault (personal injury protection).....	3,574,676	3,691,343	0	835,759	2,848,043	2,246,588	2,202,765	532,678	365,085	584,871	187,718	109,132
19.2 Other private passenger auto liability.....	7,325,578	7,507,519	0	1,720,611	4,174,801	4,670,843	9,081,735	557,538	566,932	764,288	384,226	223,592
19.3 Commercial auto no-fault (personal injury protection).....	0	0	0	0	0	0	0	0	0	0	0	0
19.4 Other commercial auto liability.....	0	0	0	0	0	0	0	0	0	0	0	0
21.1 Private passenger auto physical damage.....	6,072,792	6,173,908	0	1,427,720	3,087,311	3,060,724	(160,109)	10,668	12,444	5,967	318,127	185,369
21.2 Commercial auto physical damage.....	0	0	0	0	0	0	0	0	0	0	0	0
22. Aircraft (all perils).....	0	0	0	0	0	0	0	0	0	0	0	0
23. Fidelity.....	0	0	0	0	0	0	0	0	0	0	0	0
24. Surety.....	0	0	0	0	0	0	0	0	0	0	0	0
26. Burglary and theft.....	0	0	0	0	0	0	0	0	0	0	0	0
27. Boiler and machinery.....	0	0	0	0	0	0	0	0	0	0	0	0
28. Credit.....	0	0	0	0	0	0	0	0	0	0	0	0
30. Warranty.....	0	0	0	0	0	0	0	0	0	0	0	0
34. Aggregate write-ins for other lines of business.....	0	0	0	0	0	0	0	0	0	0	0	0
35. TOTALS (a).....	16,973,046	17,372,770	0	3,984,090	10,110,155	9,978,155	11,124,391	1,100,884	944,461	1,355,126	890,071	518,093

**DETAILS OF WRITE-INS**

3401. MISCELLANEOUS.....	0	0	0	0	0	0	0	0	0	0	0	0
3402. ....	0	0	0	0	0	0	0	0	0	0	0	0
3403. ....	0	0	0	0	0	0	0	0	0	0	0	0
3498. Summary of remaining write-ins for Line 34 from overflow page.....	0	0	0	0	0	0	0	0	0	0	0	0
3499. TOTALS (Lines 3401 through 3403 plus 3498) (Line 34 above).....	0	0	0	0	0	0	0	0	0	0	0	0

(a) Finance and service charges not included in Lines 1 to 35 \$.....47,750.

(b) For health business on indicated lines report: Number of persons insured under PPO managed care products.....0 and number of persons insured under indemnity only products.....0.

**EXHIBIT OF PREMIUMS AND LOSSES (Statutory Page 14)**



NAIC Group Code....241 NAIC Company Code....25321

BUSINESS IN THE STATE OF NEW MEXICO DURING THE YEAR

19.NM

Line of Business	Gross Premiums, Including Policy and Membership Fees, Less Return Premiums and Premiums on Policies not Taken		Dividends Paid or Credited to Policyholders on Direct Business	Direct Unearned Premium Reserves	Direct Losses Paid (deducting salvage)	Direct Losses Incurred	Direct Losses Unpaid	Direct Defense and Cost Containment Expense Paid	Direct Defense and Cost Containment Expense Incurred	Direct Defense and Cost Containment Expense Unpaid	Commissions and Brokerage Expenses	Taxes, Licenses and Fees
	Direct Premiums Written	Direct Premiums Earned										
1. Fire.....	0	0	0	0	0	0	0	0	0	0	0	0
2.1 Allied lines.....	0	0	0	0	0	0	0	0	0	0	0	0
2.2 Multiple peril crop.....	0	0	0	0	0	0	0	0	0	0	0	0
2.3 Federal flood.....	0	0	0	0	0	0	0	0	0	0	0	0
2.4 Private crop.....	0	0	0	0	0	0	0	0	0	0	0	0
2.5 Private flood.....	0	0	0	0	0	0	0	0	0	0	0	0
3. Farmowners multiple peril.....	0	0	0	0	0	0	0	0	0	0	0	0
4. Homeowners multiple peril.....	0	0	0	0	0	0	0	0	0	0	0	0
5.1 Commercial multiple peril (non-liability portion).....	0	0	0	0	0	0	0	0	0	0	0	0
5.2 Commercial multiple peril (liability portion).....	0	0	0	0	0	0	0	0	0	0	0	0
6. Mortgage guaranty.....	0	0	0	0	0	0	0	0	0	0	0	0
8. Ocean marine.....	0	0	0	0	0	0	0	0	0	0	0	0
9. Inland marine.....	0	0	0	0	0	0	0	0	0	0	0	0
10. Financial guaranty.....	0	0	0	0	0	0	0	0	0	0	0	0
11. Medical professional liability.....	0	0	0	0	0	0	0	0	0	0	0	0
12. Earthquake.....	0	0	0	0	0	0	0	0	0	0	0	0
13. Group accident and health (b).....	0	0	0	0	0	0	0	0	0	0	0	0
14. Credit A&H (group and individual).....	0	0	0	0	0	0	0	0	0	0	0	0
15.1 Collectively renewable A&H (b).....	0	0	0	0	0	0	0	0	0	0	0	0
15.2 Non-cancelable A&H (b).....	0	0	0	0	0	0	0	0	0	0	0	0
15.3 Guaranteed renewable A&H (b).....	0	0	0	0	0	0	0	0	0	0	0	0
15.4 Non-renewable for stated reasons only (b).....	0	0	0	0	0	0	0	0	0	0	0	0
15.5 Other accident only.....	0	0	0	0	0	0	0	0	0	0	0	0
15.6 Medicare Title XVIII exempt from state taxes or fees.....	0	0	0	0	0	0	0	0	0	0	0	0
15.7 All other A&H (b).....	0	0	0	0	0	0	0	0	0	0	0	0
15.8 Federal employees health benefits plan premium.....	0	0	0	0	0	0	0	0	0	0	0	0
16. Workers' compensation.....	0	0	0	0	0	0	0	0	0	0	0	0
17.1 Other liability-occurrence.....	0	0	0	0	0	0	0	0	0	0	0	0
17.2 Other liability-claims-made.....	0	0	0	0	0	0	0	0	0	0	0	0
17.3 Excess workers' compensation.....	0	0	0	0	0	0	0	0	0	0	0	0
18. Products liability.....	0	0	0	0	0	0	0	0	0	0	0	0
19.1 Private passenger auto no-fault (personal injury protection).....	0	0	0	0	0	0	0	0	0	0	0	0
19.2 Other private passenger auto liability.....	2,526,575	2,350,484	0	922,708	2,134,982	2,921,174	3,165,987	97,706	156,020	269,868	87,833	76,895
19.3 Commercial auto no-fault (personal injury protection).....	0	0	0	0	0	0	0	0	0	0	0	0
19.4 Other commercial auto liability.....	0	0	0	0	0	0	0	0	0	0	0	0
21.1 Private passenger auto physical damage.....	2,156,840	2,032,311	0	768,807	1,090,458	1,043,409	3,536	2,562	4,346	2,109	75,066	65,591
21.2 Commercial auto physical damage.....	0	0	0	0	0	0	0	0	0	0	0	0
22. Aircraft (all perils).....	0	0	0	0	0	0	0	0	0	0	0	0
23. Fidelity.....	0	0	0	0	0	0	0	0	0	0	0	0
24. Surety.....	0	0	0	0	0	0	0	0	0	0	0	0
26. Burglary and theft.....	0	0	0	0	0	0	0	0	0	0	0	0
27. Boiler and machinery.....	0	0	0	0	0	0	0	0	0	0	0	0
28. Credit.....	0	0	0	0	0	0	0	0	0	0	0	0
30. Warranty.....	0	0	0	0	0	0	0	0	0	0	0	0
34. Aggregate write-ins for other lines of business.....	0	0	0	0	0	0	0	0	0	0	0	0
35. TOTALS (a).....	4,683,415	4,382,795	0	1,691,515	3,225,440	3,964,583	3,169,523	100,268	160,366	271,977	162,899	142,486

**DETAILS OF WRITE-INS**

3401. MISCELLANEOUS.....	0	0	0	0	0	0	0	0	0	0	0	0
3402. ....	0	0	0	0	0	0	0	0	0	0	0	0
3403. ....	0	0	0	0	0	0	0	0	0	0	0	0
3498. Summary of remaining write-ins for Line 34 from overflow page.....	0	0	0	0	0	0	0	0	0	0	0	0
3499. TOTALS (Lines 3401 through 3403 plus 3498) (Line 34 above).....	0	0	0	0	0	0	0	0	0	0	0	0

(a) Finance and service charges not included in Lines 1 to 35 \$.....6,946.

(b) For health business on indicated lines report: Number of persons insured under PPO managed care products.....0 and number of persons insured under indemnity only products.....0.

**EXHIBIT OF PREMIUMS AND LOSSES (Statutory Page 14)**



NAIC Group Code....241 NAIC Company Code....25321

BUSINESS IN THE STATE OF NEVADA DURING THE YEAR

19.NV

Line of Business	Gross Premiums, Including Policy and Membership Fees, Less Return Premiums and Premiums on Policies not Taken		Dividends Paid or Credited to Policyholders on Direct Business	Direct Unearned Premium Reserves	Direct Losses Paid (deducting salvage)	Direct Losses Incurred	Direct Losses Unpaid	Direct Defense and Cost Containment Expense Paid	Direct Defense and Cost Containment Expense Incurred	Direct Defense and Cost Containment Expense Unpaid	Commissions and Brokerage Expenses	Taxes, Licenses and Fees
	Direct Premiums Written	Direct Premiums Earned										
1. Fire.....	0	0	0	0	0	0	0	0	0	0	0	0
2.1 Allied lines.....	0	0	0	0	0	0	0	0	0	0	0	0
2.2 Multiple peril crop.....	0	0	0	0	0	0	0	0	0	0	0	0
2.3 Federal flood.....	0	0	0	0	0	0	0	0	0	0	0	0
2.4 Private crop.....	0	0	0	0	0	0	0	0	0	0	0	0
2.5 Private flood.....	0	0	0	0	0	0	0	0	0	0	0	0
3. Farmowners multiple peril.....	0	0	0	0	0	0	0	0	0	0	0	0
4. Homeowners multiple peril.....	0	0	0	0	0	0	0	0	0	0	0	0
5.1 Commercial multiple peril (non-liability portion).....	0	0	0	0	0	0	0	0	0	0	0	0
5.2 Commercial multiple peril (liability portion).....	0	0	0	0	0	0	0	0	0	0	0	0
6. Mortgage guaranty.....	0	0	0	0	0	0	0	0	0	0	0	0
8. Ocean marine.....	0	0	0	0	0	0	0	0	0	0	0	0
9. Inland marine.....	0	0	0	0	0	0	0	0	0	0	0	0
10. Financial guaranty.....	0	0	0	0	0	0	0	0	0	0	0	0
11. Medical professional liability.....	0	0	0	0	0	0	0	0	0	0	0	0
12. Earthquake.....	0	0	0	0	0	0	0	0	0	0	0	0
13. Group accident and health (b).....	0	0	0	0	0	0	0	0	0	0	0	0
14. Credit A&H (group and individual).....	0	0	0	0	0	0	0	0	0	0	0	0
15.1 Collectively renewable A&H (b).....	0	0	0	0	0	0	0	0	0	0	0	0
15.2 Non-cancelable A&H (b).....	0	0	0	0	0	0	0	0	0	0	0	0
15.3 Guaranteed renewable A&H (b).....	0	0	0	0	0	0	0	0	0	0	0	0
15.4 Non-renewable for stated reasons only (b).....	0	0	0	0	0	0	0	0	0	0	0	0
15.5 Other accident only.....	0	0	0	0	0	0	0	0	0	0	0	0
15.6 Medicare Title XVIII exempt from state taxes or fees.....	0	0	0	0	0	0	0	0	0	0	0	0
15.7 All other A&H (b).....	0	0	0	0	0	0	0	0	0	0	0	0
15.8 Federal employees health benefits plan premium.....	0	0	0	0	0	0	0	0	0	0	0	0
16. Workers' compensation.....	0	0	0	0	0	0	0	0	0	0	0	0
17.1 Other liability-occurrence.....	0	0	0	0	0	0	0	0	0	0	0	0
17.2 Other liability-claims-made.....	0	0	0	0	0	0	0	0	0	0	0	0
17.3 Excess workers' compensation.....	0	0	0	0	0	0	0	0	0	0	0	0
18. Products liability.....	0	0	0	0	0	0	0	0	0	0	0	0
19.1 Private passenger auto no-fault (personal injury protection).....	0	0	0	0	0	0	0	0	0	0	0	0
19.2 Other private passenger auto liability.....	0	0	0	0	0	(22)	10	0	(2)	0	0	0
19.3 Commercial auto no-fault (personal injury protection).....	0	0	0	0	0	0	0	0	0	0	0	0
19.4 Other commercial auto liability.....	0	0	0	0	0	0	0	0	0	0	0	0
21.1 Private passenger auto physical damage.....	0	0	0	0	0	(4)	0	0	0	0	0	0
21.2 Commercial auto physical damage.....	0	0	0	0	0	0	0	0	0	0	0	0
22. Aircraft (all perils).....	0	0	0	0	0	0	0	0	0	0	0	0
23. Fidelity.....	0	0	0	0	0	0	0	0	0	0	0	0
24. Surety.....	0	0	0	0	0	0	0	0	0	0	0	0
26. Burglary and theft.....	0	0	0	0	0	0	0	0	0	0	0	0
27. Boiler and machinery.....	0	0	0	0	0	0	0	0	0	0	0	0
28. Credit.....	0	0	0	0	0	0	0	0	0	0	0	0
30. Warranty.....	0	0	0	0	0	0	0	0	0	0	0	0
34. Aggregate write-ins for other lines of business.....	0	0	0	0	0	0	0	0	0	0	0	4,795
35. TOTALS (a).....	0	0	0	0	0	(26)	10	0	(2)	0	0	4,795

**DETAILS OF WRITE-INS**

3401. MISCELLANEOUS.....	0	0	0	0	0	0	0	0	0	0	0	4,795
3402. ....	0	0	0	0	0	0	0	0	0	0	0	0
3403. ....	0	0	0	0	0	0	0	0	0	0	0	0
3498. Summary of remaining write-ins for Line 34 from overflow page.....	0	0	0	0	0	0	0	0	0	0	0	0
3499. TOTALS (Lines 3401 through 3403 plus 3498) (Line 34 above).....	0	0	0	0	0	0	0	0	0	0	0	4,795

(a) Finance and service charges not included in Lines 1 to 35 \$.....0.

(b) For health business on indicated lines report: Number of persons insured under PPO managed care products.....0 and number of persons insured under indemnity only products.....0.

**EXHIBIT OF PREMIUMS AND LOSSES (Statutory Page 14)**



NAIC Group Code....241 NAIC Company Code....25321

BUSINESS IN THE STATE OF NEW YORK DURING THE YEAR

Line of Business	Gross Premiums, Including Policy and Membership Fees, Less Return Premiums and Premiums on Policies not Taken		Dividends Paid or Credited to Policyholders on Direct Business	Direct Unearned Premium Reserves	Direct Losses Paid (deducting salvage)	Direct Losses Incurred	Direct Losses Unpaid	Direct Defense and Cost Containment Expense Paid	Direct Defense and Cost Containment Expense Incurred	Direct Defense and Cost Containment Expense Unpaid	Commissions and Brokerage Expenses	Taxes, Licenses and Fees
	1 Direct Premiums Written	2 Direct Premiums Earned										
1. Fire.....	0	0	0	0	0	0	0	0	0	0	0	0
2.1 Allied lines.....	0	0	0	0	0	0	0	0	0	0	0	0
2.2 Multiple peril crop.....	0	0	0	0	0	0	0	0	0	0	0	0
2.3 Federal flood.....	0	0	0	0	0	0	0	0	0	0	0	0
2.4 Private crop.....	0	0	0	0	0	0	0	0	0	0	0	0
2.5 Private flood.....	0	0	0	0	0	0	0	0	0	0	0	0
3. Farmowners multiple peril.....	0	0	0	0	0	0	0	0	0	0	0	0
4. Homeowners multiple peril.....	0	0	0	0	0	0	0	0	0	0	0	0
5.1 Commercial multiple peril (non-liability portion).....	0	0	0	0	0	0	0	0	0	0	0	0
5.2 Commercial multiple peril (liability portion).....	0	0	0	0	0	0	0	0	0	0	0	0
6. Mortgage guaranty.....	0	0	0	0	0	0	0	0	0	0	0	0
8. Ocean marine.....	0	0	0	0	0	0	0	0	0	0	0	0
9. Inland marine.....	0	0	0	0	0	0	0	0	0	0	0	0
10. Financial guaranty.....	0	0	0	0	0	0	0	0	0	0	0	0
11. Medical professional liability.....	0	0	0	0	0	0	0	0	0	0	0	0
12. Earthquake.....	0	0	0	0	0	0	0	0	0	0	0	0
13. Group accident and health (b).....	0	0	0	0	0	0	0	0	0	0	0	0
14. Credit A&H (group and individual).....	0	0	0	0	0	0	0	0	0	0	0	0
15.1 Collectively renewable A&H (b).....	0	0	0	0	0	0	0	0	0	0	0	0
15.2 Non-cancelable A&H (b).....	0	0	0	0	0	0	0	0	0	0	0	0
15.3 Guaranteed renewable A&H (b).....	0	0	0	0	0	0	0	0	0	0	0	0
15.4 Non-renewable for stated reasons only (b).....	0	0	0	0	0	0	0	0	0	0	0	0
15.5 Other accident only.....	0	0	0	0	0	0	0	0	0	0	0	0
15.6 Medicare Title XVIII exempt from state taxes or fees.....	0	0	0	0	0	0	0	0	0	0	0	0
15.7 All other A&H (b).....	0	0	0	0	0	0	0	0	0	0	0	0
15.8 Federal employees health benefits plan premium.....	0	0	0	0	0	0	0	0	0	0	0	0
16. Workers' compensation.....	0	0	0	0	0	0	0	0	0	0	0	0
17.1 Other liability-occurrence.....	0	0	0	0	0	0	0	0	0	0	0	0
17.2 Other liability-claims-made.....	0	0	0	0	0	0	0	0	0	0	0	0
17.3 Excess workers' compensation.....	0	0	0	0	0	0	0	0	0	0	0	0
18. Products liability.....	0	0	0	0	0	0	0	0	0	0	0	0
19.1 Private passenger auto no-fault (personal injury protection).....	0	0	0	0	0	0	0	0	0	0	0	0
19.2 Other private passenger auto liability.....	0	0	0	0	0	0	0	0	0	0	0	0
19.3 Commercial auto no-fault (personal injury protection).....	0	0	0	0	0	0	0	0	0	0	0	0
19.4 Other commercial auto liability.....	0	0	0	0	0	0	0	0	0	0	0	0
21.1 Private passenger auto physical damage.....	0	0	0	0	0	0	0	0	0	0	0	0
21.2 Commercial auto physical damage.....	0	0	0	0	0	0	0	0	0	0	0	0
22. Aircraft (all perils).....	0	0	0	0	0	0	0	0	0	0	0	0
23. Fidelity.....	0	0	0	0	0	0	0	0	0	0	0	0
24. Surety.....	0	0	0	0	0	0	0	0	0	0	0	0
26. Burglary and theft.....	0	0	0	0	0	0	0	0	0	0	0	0
27. Boiler and machinery.....	0	0	0	0	0	0	0	0	0	0	0	0
28. Credit.....	0	0	0	0	0	0	0	0	0	0	0	0
30. Warranty.....	0	0	0	0	0	0	0	0	0	0	0	0
34. Aggregate write-ins for other lines of business.....	0	0	0	0	0	0	0	0	0	0	0	0
35. TOTALS (a).....	0	0	0	0	0	0	0	0	0	0	0	0

**DETAILS OF WRITE-INS**

3401. MISCELLANEOUS.....	0	0	0	0	0	0	0	0	0	0	0	0
3402. ....	0	0	0	0	0	0	0	0	0	0	0	0
3403. ....	0	0	0	0	0	0	0	0	0	0	0	0
3498. Summary of remaining write-ins for Line 34 from overflow page.....	0	0	0	0	0	0	0	0	0	0	0	0
3499. TOTALS (Lines 3401 through 3403 plus 3498) (Line 34 above).....	0	0	0	0	0	0	0	0	0	0	0	0

(a) Finance and service charges not included in Lines 1 to 35 \$.....0.

(b) For health business on indicated lines report: Number of persons insured under PPO managed care products.....0 and number of persons insured under indemnity only products.....0.

19.NY

**EXHIBIT OF PREMIUMS AND LOSSES (Statutory Page 14)**



NAIC Group Code....241 NAIC Company Code....25321

BUSINESS IN THE STATE OF OHIO DURING THE YEAR

19.OH

Line of Business	Gross Premiums, Including Policy and Membership Fees, Less Return Premiums and Premiums on Policies not Taken		3 Dividends Paid or Credited to Policyholders on Direct Business	4 Direct Unearned Premium Reserves	5 Direct Losses Paid (deducting salvage)	6 Direct Losses Incurred	7 Direct Losses Unpaid	8 Direct Defense and Cost Containment Expense Paid	9 Direct Defense and Cost Containment Expense Incurred	10 Direct Defense and Cost Containment Expense Unpaid	11 Commissions and Brokerage Expenses	12 Taxes, Licenses and Fees
	1 Direct Premiums Written	2 Direct Premiums Earned										
1. Fire.....	0	0	0	0	0	0	0	0	0	0	0	0
2.1 Allied lines.....	0	0	0	0	0	0	0	0	0	0	0	0
2.2 Multiple peril crop.....	0	0	0	0	0	0	0	0	0	0	0	0
2.3 Federal flood.....	0	0	0	0	0	0	0	0	0	0	0	0
2.4 Private crop.....	0	0	0	0	0	0	0	0	0	0	0	0
2.5 Private flood.....	0	0	0	0	0	0	0	0	0	0	0	0
3. Farmowners multiple peril.....	0	0	0	0	0	0	0	0	0	0	0	0
4. Homeowners multiple peril.....	0	0	0	0	0	0	0	0	0	0	0	0
5.1 Commercial multiple peril (non-liability portion).....	0	0	0	0	0	0	0	0	0	0	0	0
5.2 Commercial multiple peril (liability portion).....	0	0	0	0	0	0	0	0	0	0	0	0
6. Mortgage guaranty.....	0	0	0	0	0	0	0	0	0	0	0	0
8. Ocean marine.....	0	0	0	0	0	0	0	0	0	0	0	0
9. Inland marine.....	0	0	0	0	0	0	0	0	0	0	0	0
10. Financial guaranty.....	0	0	0	0	0	0	0	0	0	0	0	0
11. Medical professional liability.....	0	0	0	0	0	0	0	0	0	0	0	0
12. Earthquake.....	0	0	0	0	0	0	0	0	0	0	0	0
13. Group accident and health (b).....	0	0	0	0	0	0	0	0	0	0	0	0
14. Credit A&H (group and individual).....	0	0	0	0	0	0	0	0	0	0	0	0
15.1 Collectively renewable A&H (b).....	0	0	0	0	0	0	0	0	0	0	0	0
15.2 Non-cancelable A&H (b).....	0	0	0	0	0	0	0	0	0	0	0	0
15.3 Guaranteed renewable A&H (b).....	0	0	0	0	0	0	0	0	0	0	0	0
15.4 Non-renewable for stated reasons only (b).....	0	0	0	0	0	0	0	0	0	0	0	0
15.5 Other accident only.....	0	0	0	0	0	0	0	0	0	0	0	0
15.6 Medicare Title XVIII exempt from state taxes or fees.....	0	0	0	0	0	0	0	0	0	0	0	0
15.7 All other A&H (b).....	0	0	0	0	0	0	0	0	0	0	0	0
15.8 Federal employees health benefits plan premium.....	0	0	0	0	0	0	0	0	0	0	0	0
16. Workers' compensation.....	0	0	0	0	0	0	0	0	0	0	0	0
17.1 Other liability-occurrence.....	0	0	0	0	0	0	0	0	0	0	0	0
17.2 Other liability-claims-made.....	0	0	0	0	0	0	0	0	0	0	0	0
17.3 Excess workers' compensation.....	0	0	0	0	0	0	0	0	0	0	0	0
18. Products liability.....	0	0	0	0	0	0	0	0	0	0	0	0
19.1 Private passenger auto no-fault (personal injury protection).....	0	0	0	0	0	0	0	0	0	0	0	0
19.2 Other private passenger auto liability.....	31,406	33,178	0	8,971	6,733	24,637	53,625	0	1,419	4,651	(108)	1,086
19.3 Commercial auto no-fault (personal injury protection).....	0	0	0	0	0	0	0	0	0	0	0	0
19.4 Other commercial auto liability.....	0	0	0	0	0	0	0	0	0	0	0	0
21.1 Private passenger auto physical damage.....	37,599	40,392	0	10,803	17,981	16,344	(1,459)	0	31	30	(55)	1,305
21.2 Commercial auto physical damage.....	0	0	0	0	0	0	0	0	0	0	0	0
22. Aircraft (all perils).....	0	0	0	0	0	0	0	0	0	0	0	0
23. Fidelity.....	0	0	0	0	0	0	0	0	0	0	0	0
24. Surety.....	0	0	0	0	0	0	0	0	0	0	0	0
26. Burglary and theft.....	0	0	0	0	0	0	0	0	0	0	0	0
27. Boiler and machinery.....	0	0	0	0	0	0	0	0	0	0	0	0
28. Credit.....	0	0	0	0	0	0	0	0	0	0	0	0
30. Warranty.....	0	0	0	0	0	0	0	0	0	0	0	0
34. Aggregate write-ins for other lines of business.....	0	0	0	0	0	0	0	0	0	0	0	0
35. TOTALS (a).....	69,005	73,570	0	19,774	24,714	40,981	52,166	0	1,450	4,681	(163)	2,391

**DETAILS OF WRITE-INS**

3401. MISCELLANEOUS.....	0	0	0	0	0	0	0	0	0	0	0	0
3402. ....	0	0	0	0	0	0	0	0	0	0	0	0
3403. ....	0	0	0	0	0	0	0	0	0	0	0	0
3498. Summary of remaining write-ins for Line 34 from overflow page.....	0	0	0	0	0	0	0	0	0	0	0	0
3499. TOTALS (Lines 3401 through 3403 plus 3498) (Line 34 above).....	0	0	0	0	0	0	0	0	0	0	0	0

(a) Finance and service charges not included in Lines 1 to 35 \$.....1,065.

(b) For health business on indicated lines report: Number of persons insured under PPO managed care products.....0 and number of persons insured under indemnity only products.....0.

**EXHIBIT OF PREMIUMS AND LOSSES (Statutory Page 14)**



NAIC Group Code....241 NAIC Company Code....25321

BUSINESS IN THE STATE OF OKLAHOMA DURING THE YEAR

19.OK

Line of Business	Gross Premiums, Including Policy and Membership Fees, Less Return Premiums and Premiums on Policies not Taken		3 Dividends Paid or Credited to Policyholders on Direct Business	4 Direct Unearned Premium Reserves	5 Direct Losses Paid (deducting salvage)	6 Direct Losses Incurred	7 Direct Losses Unpaid	8 Direct Defense and Cost Containment Expense Paid	9 Direct Defense and Cost Containment Expense Incurred	10 Direct Defense and Cost Containment Expense Unpaid	11 Commissions and Brokerage Expenses	12 Taxes, Licenses and Fees
	1 Direct Premiums Written	2 Direct Premiums Earned										
1. Fire.....	0	0	0	0	0	0	0	0	0	0	0	0
2.1 Allied lines.....	0	0	0	0	0	0	0	0	0	0	0	0
2.2 Multiple peril crop.....	0	0	0	0	0	0	0	0	0	0	0	0
2.3 Federal flood.....	0	0	0	0	0	0	0	0	0	0	0	0
2.4 Private crop.....	0	0	0	0	0	0	0	0	0	0	0	0
2.5 Private flood.....	0	0	0	0	0	0	0	0	0	0	0	0
3. Farmowners multiple peril.....	0	0	0	0	0	0	0	0	0	0	0	0
4. Homeowners multiple peril.....	0	0	0	0	0	0	0	0	0	0	0	0
5.1 Commercial multiple peril (non-liability portion).....	0	0	0	0	0	0	0	0	0	0	0	0
5.2 Commercial multiple peril (liability portion).....	0	0	0	0	0	0	0	0	0	0	0	0
6. Mortgage guaranty.....	0	0	0	0	0	0	0	0	0	0	0	0
8. Ocean marine.....	0	0	0	0	0	0	0	0	0	0	0	0
9. Inland marine.....	0	0	0	0	0	0	0	0	0	0	0	0
10. Financial guaranty.....	0	0	0	0	0	0	0	0	0	0	0	0
11. Medical professional liability.....	0	0	0	0	0	0	0	0	0	0	0	0
12. Earthquake.....	0	0	0	0	0	0	0	0	0	0	0	0
13. Group accident and health (b).....	0	0	0	0	0	0	0	0	0	0	0	0
14. Credit A&H (group and individual).....	0	0	0	0	0	0	0	0	0	0	0	0
15.1 Collectively renewable A&H (b).....	0	0	0	0	0	0	0	0	0	0	0	0
15.2 Non-cancelable A&H (b).....	0	0	0	0	0	0	0	0	0	0	0	0
15.3 Guaranteed renewable A&H (b).....	0	0	0	0	0	0	0	0	0	0	0	0
15.4 Non-renewable for stated reasons only (b).....	0	0	0	0	0	0	0	0	0	0	0	0
15.5 Other accident only.....	0	0	0	0	0	0	0	0	0	0	0	0
15.6 Medicare Title XVIII exempt from state taxes or fees.....	0	0	0	0	0	0	0	0	0	0	0	0
15.7 All other A&H (b).....	0	0	0	0	0	0	0	0	0	0	0	0
15.8 Federal employees health benefits plan premium.....	0	0	0	0	0	0	0	0	0	0	0	0
16. Workers' compensation.....	0	0	0	0	0	0	0	0	0	0	0	0
17.1 Other liability-occurrence.....	0	0	0	0	0	0	0	0	0	0	0	0
17.2 Other liability-claims-made.....	0	0	0	0	0	0	0	0	0	0	0	0
17.3 Excess workers' compensation.....	0	0	0	0	0	0	0	0	0	0	0	0
18. Products liability.....	0	0	0	0	0	0	0	0	0	0	0	0
19.1 Private passenger auto no-fault (personal injury protection).....	0	0	0	0	0	0	0	0	0	0	0	0
19.2 Other private passenger auto liability.....	0	0	0	0	0	0	0	0	0	0	0	0
19.3 Commercial auto no-fault (personal injury protection).....	0	0	0	0	0	0	0	0	0	0	0	0
19.4 Other commercial auto liability.....	0	0	0	0	0	0	0	0	0	0	0	0
21.1 Private passenger auto physical damage.....	0	0	0	0	0	0	0	0	0	0	0	0
21.2 Commercial auto physical damage.....	0	0	0	0	0	0	0	0	0	0	0	0
22. Aircraft (all perils).....	0	0	0	0	0	0	0	0	0	0	0	0
23. Fidelity.....	0	0	0	0	0	0	0	0	0	0	0	0
24. Surety.....	0	0	0	0	0	0	0	0	0	0	0	0
26. Burglary and theft.....	0	0	0	0	0	0	0	0	0	0	0	0
27. Boiler and machinery.....	0	0	0	0	0	0	0	0	0	0	0	0
28. Credit.....	0	0	0	0	0	0	0	0	0	0	0	0
30. Warranty.....	0	0	0	0	0	0	0	0	0	0	0	0
34. Aggregate write-ins for other lines of business.....	0	0	0	0	0	0	0	0	0	0	0	1,900
35. TOTALS (a).....	0	0	0	0	0	0	0	0	0	0	0	1,900

**DETAILS OF WRITE-INS**

3401. MISCELLANEOUS.....	0	0	0	0	0	0	0	0	0	0	0	1,900
3402. ....	0	0	0	0	0	0	0	0	0	0	0	0
3403. ....	0	0	0	0	0	0	0	0	0	0	0	0
3498. Summary of remaining write-ins for Line 34 from overflow page.....	0	0	0	0	0	0	0	0	0	0	0	0
3499. TOTALS (Lines 3401 through 3403 plus 3498) (Line 34 above).....	0	0	0	0	0	0	0	0	0	0	0	1,900

(a) Finance and service charges not included in Lines 1 to 35 \$.....0.

(b) For health business on indicated lines report: Number of persons insured under PPO managed care products.....0 and number of persons insured under indemnity only products.....0.

**EXHIBIT OF PREMIUMS AND LOSSES (Statutory Page 14)**



NAIC Group Code....241 NAIC Company Code....25321

BUSINESS IN THE STATE OF OREGON DURING THE YEAR

Line of Business	Gross Premiums, Including Policy and Membership Fees, Less Return Premiums and Premiums on Policies not Taken		3 Dividends Paid or Credited to Policyholders on Direct Business	4 Direct Unearned Premium Reserves	5 Direct Losses Paid (deducting salvage)	6 Direct Losses Incurred	7 Direct Losses Unpaid	8 Direct Defense and Cost Containment Expense Paid	9 Direct Defense and Cost Containment Expense Incurred	10 Direct Defense and Cost Containment Expense Unpaid	11 Commissions and Brokerage Expenses	12 Taxes, Licenses and Fees
	1 Direct Premiums Written	2 Direct Premiums Earned										
1. Fire.....	0	0	0	0	0	0	0	0	0	0	0	0
2.1 Allied lines.....	0	0	0	0	0	0	0	0	0	0	0	0
2.2 Multiple peril crop.....	0	0	0	0	0	0	0	0	0	0	0	0
2.3 Federal flood.....	0	0	0	0	0	0	0	0	0	0	0	0
2.4 Private crop.....	0	0	0	0	0	0	0	0	0	0	0	0
2.5 Private flood.....	0	0	0	0	0	0	0	0	0	0	0	0
3. Farmowners multiple peril.....	0	0	0	0	0	0	0	0	0	0	0	0
4. Homeowners multiple peril.....	2,267,589	2,162,945	0	1,200,744	930,540	804,273	213,785	9,490	9,927	9,262	71,722	63,254
5.1 Commercial multiple peril (non-liability portion).....	0	0	0	0	0	0	0	0	0	0	0	0
5.2 Commercial multiple peril (liability portion).....	0	0	0	0	0	0	0	0	0	0	0	0
6. Mortgage guaranty.....	0	0	0	0	0	0	0	0	0	0	0	0
8. Ocean marine.....	0	0	0	0	0	0	0	0	0	0	0	0
9. Inland marine.....	70,305	70,649	0	35,968	9,887	7,077	2,714	0	(75)	94	2,211	1,964
10. Financial guaranty.....	0	0	0	0	0	0	0	0	0	0	0	0
11. Medical professional liability.....	0	0	0	0	0	0	0	0	0	0	0	0
12. Earthquake.....	151,830	148,359	0	74,885	0	(1,938)	6,854	0	(53)	120	4,551	4,234
13. Group accident and health (b).....	0	0	0	0	0	0	0	0	0	0	0	0
14. Credit A&H (group and individual).....	0	0	0	0	0	0	0	0	0	0	0	0
15.1 Collectively renewable A&H (b).....	0	0	0	0	0	0	0	0	0	0	0	0
15.2 Non-cancelable A&H (b).....	0	0	0	0	0	0	0	0	0	0	0	0
15.3 Guaranteed renewable A&H (b).....	0	0	0	0	0	0	0	0	0	0	0	0
15.4 Non-renewable for stated reasons only (b).....	0	0	0	0	0	0	0	0	0	0	0	0
15.5 Other accident only.....	0	0	0	0	0	0	0	0	0	0	0	0
15.6 Medicare Title XVIII exempt from state taxes or fees.....	0	0	0	0	0	0	0	0	0	0	0	0
15.7 All other A&H (b).....	0	0	0	0	0	0	0	0	0	0	0	0
15.8 Federal employees health benefits plan premium.....	0	0	0	0	0	0	0	0	0	0	0	0
16. Workers' compensation.....	0	0	0	0	0	0	0	0	0	0	0	0
17.1 Other liability-occurrence.....	0	0	0	0	0	0	0	0	0	0	0	0
17.2 Other liability-claims-made.....	0	0	0	0	0	0	0	0	0	0	0	0
17.3 Excess workers' compensation.....	0	0	0	0	0	0	0	0	0	0	0	0
18. Products liability.....	0	0	0	0	0	0	0	0	0	0	0	0
19.1 Private passenger auto no-fault (personal injury protection).....	846,463	786,219	0	339,845	459,182	358,544	14,790	3,056	(24,002)	3,922	28,902	18,809
19.2 Other private passenger auto liability.....	5,324,254	4,989,367	0	2,101,914	2,993,615	2,410,694	2,577,383	115,862	47,788	207,421	180,898	118,226
19.3 Commercial auto no-fault (personal injury protection).....	0	0	0	0	0	0	0	0	0	0	0	0
19.4 Other commercial auto liability.....	0	0	0	0	0	0	0	0	0	0	0	0
21.1 Private passenger auto physical damage.....	3,563,765	3,279,867	0	1,379,157	1,948,700	1,898,243	(9,044)	6,288	7,418	1,124	120,539	79,182
21.2 Commercial auto physical damage.....	0	0	0	0	0	0	0	0	0	0	0	0
22. Aircraft (all perils).....	0	0	0	0	0	0	0	0	0	0	0	0
23. Fidelity.....	0	0	0	0	0	0	0	0	0	0	0	0
24. Surety.....	0	0	0	0	0	0	0	0	0	0	0	0
26. Burglary and theft.....	0	0	0	0	0	0	0	0	0	0	0	0
27. Boiler and machinery.....	0	0	0	0	0	0	0	0	0	0	0	0
28. Credit.....	0	0	0	0	0	0	0	0	0	0	0	0
30. Warranty.....	0	0	0	0	0	0	0	0	0	0	0	0
34. Aggregate write-ins for other lines of business.....	0	0	0	0	0	0	0	0	0	0	0	0
35. TOTALS (a).....	12,224,206	11,437,406	0	5,132,513	6,341,924	5,476,893	2,806,482	134,696	41,003	221,943	408,823	285,669

19. OR

**DETAILS OF WRITE-INS**

3401. MISCELLANEOUS.....	0	0	0	0	0	0	0	0	0	0	0	0
3402. ....	0	0	0	0	0	0	0	0	0	0	0	0
3403. ....	0	0	0	0	0	0	0	0	0	0	0	0
3498. Summary of remaining write-ins for Line 34 from overflow page.....	0	0	0	0	0	0	0	0	0	0	0	0
3499. TOTALS (Lines 3401 through 3403 plus 3498) (Line 34 above).....	0	0	0	0	0	0	0	0	0	0	0	0

(a) Finance and service charges not included in Lines 1 to 35 \$.....9,580.

(b) For health business on indicated lines report: Number of persons insured under PPO managed care products.....0 and number of persons insured under indemnity only products.....0.



**EXHIBIT OF PREMIUMS AND LOSSES (Statutory Page 14)**



NAIC Group Code....241 NAIC Company Code....25321

BUSINESS IN THE STATE OF PENNSYLVANIA DURING THE YEAR

Line of Business	Gross Premiums, Including Policy and Membership Fees, Less Return Premiums and Premiums on Policies not Taken		3 Dividends Paid or Credited to Policyholders on Direct Business	4 Direct Unearned Premium Reserves	5 Direct Losses Paid (deducting salvage)	6 Direct Losses Incurred	7 Direct Losses Unpaid	8 Direct Defense and Cost Containment Expense Paid	9 Direct Defense and Cost Containment Expense Incurred	10 Direct Defense and Cost Containment Expense Unpaid	11 Commissions and Brokerage Expenses	12 Taxes, Licenses and Fees
	1 Direct Premiums Written	2 Direct Premiums Earned										
1. Fire.....	0	0	0	0	0	0	0	0	0	0	0	0
2.1 Allied lines.....	0	0	0	0	0	0	0	0	0	0	0	0
2.2 Multiple peril crop.....	0	0	0	0	0	0	0	0	0	0	0	0
2.3 Federal flood.....	0	0	0	0	0	0	0	0	0	0	0	0
2.4 Private crop.....	0	0	0	0	0	0	0	0	0	0	0	0
2.5 Private flood.....	0	0	0	0	0	0	0	0	0	0	0	0
3. Farmowners multiple peril.....	0	0	0	0	0	0	0	0	0	0	0	0
4. Homeowners multiple peril.....	9,108,844	9,094,045	0	4,854,345	3,667,703	3,338,136	943,641	23,224	5,020	30,406	441,672	196,919
5.1 Commercial multiple peril (non-liability portion).....	0	0	0	0	0	0	0	0	0	0	0	0
5.2 Commercial multiple peril (liability portion).....	0	0	0	0	0	0	0	0	0	0	0	0
6. Mortgage guaranty.....	0	0	0	0	0	0	0	0	0	0	0	0
8. Ocean marine.....	0	0	0	0	0	0	0	0	0	0	0	0
9. Inland marine.....	192,581	196,758	0	102,435	60,688	56,775	9,830	0	(136)	367	9,327	4,166
10. Financial guaranty.....	0	0	0	0	0	0	0	0	0	0	0	0
11. Medical professional liability.....	0	0	0	0	0	0	0	0	0	0	0	0
12. Earthquake.....	6,376	6,778	0	3,170	0	(78)	370	0	(2)	3	303	138
13. Group accident and health (b).....	0	0	0	0	0	0	0	0	0	0	0	0
14. Credit A&H (group and individual).....	0	0	0	0	0	0	0	0	0	0	0	0
15.1 Collectively renewable A&H (b).....	0	0	0	0	0	0	0	0	0	0	0	0
15.2 Non-cancelable A&H (b).....	0	0	0	0	0	0	0	0	0	0	0	0
15.3 Guaranteed renewable A&H (b).....	0	0	0	0	0	0	0	0	0	0	0	0
15.4 Non-renewable for stated reasons only (b).....	0	0	0	0	0	0	0	0	0	0	0	0
15.5 Other accident only.....	0	0	0	0	0	0	0	0	0	0	0	0
15.6 Medicare Title XVIII exempt from state taxes or fees.....	0	0	0	0	0	0	0	0	0	0	0	0
15.7 All other A&H (b).....	0	0	0	0	0	0	0	0	0	0	0	0
15.8 Federal employees health benefits plan premium.....	0	0	0	0	0	0	0	0	0	0	0	0
16. Workers' compensation.....	0	0	0	0	0	0	0	0	0	0	0	0
17.1 Other liability-occurrence.....	0	0	0	0	0	0	0	0	0	0	0	0
17.2 Other liability-claims-made.....	0	0	0	0	0	0	0	0	0	0	0	0
17.3 Excess workers' compensation.....	0	0	0	0	0	0	0	0	0	0	0	0
18. Products liability.....	0	0	0	0	0	0	0	0	0	0	0	0
19.1 Private passenger auto no-fault (personal injury protection).....	151,692	157,846	0	40,901	83,176	43,415	65,041	494	(10,352)	17,267	1,324	3,282
19.2 Other private passenger auto liability.....	697,995	725,606	0	189,128	393,702	565,139	903,263	33,806	44,575	76,330	6,480	15,083
19.3 Commercial auto no-fault (personal injury protection).....	0	0	0	0	0	0	0	0	0	0	0	0
19.4 Other commercial auto liability.....	0	0	0	0	0	0	0	0	0	0	0	0
21.1 Private passenger auto physical damage.....	784,042	804,922	0	212,552	194,781	215,125	23,640	808	718	341	8,393	16,955
21.2 Commercial auto physical damage.....	0	0	0	0	0	0	0	0	0	0	0	0
22. Aircraft (all perils).....	0	0	0	0	0	0	0	0	0	0	0	0
23. Fidelity.....	0	0	0	0	0	0	0	0	0	0	0	0
24. Surety.....	0	0	0	0	0	0	0	0	0	0	0	0
26. Burglary and theft.....	0	0	0	0	0	0	0	0	0	0	0	0
27. Boiler and machinery.....	0	0	0	0	0	0	0	0	0	0	0	0
28. Credit.....	0	0	0	0	0	0	0	0	0	0	0	0
30. Warranty.....	0	0	0	0	0	0	0	0	0	0	0	0
34. Aggregate write-ins for other lines of business.....	0	0	0	0	0	0	0	0	0	0	0	0
35. TOTALS (a).....	10,941,530	10,985,955	0	5,402,531	4,400,050	4,218,512	1,945,785	58,332	39,823	124,714	467,499	236,543

**DETAILS OF WRITE-INS**

3401. MISCELLANEOUS.....	0	0	0	0	0	0	0	0	0	0	0	0
3402. ....	0	0	0	0	0	0	0	0	0	0	0	0
3403. ....	0	0	0	0	0	0	0	0	0	0	0	0
3498. Summary of remaining write-ins for Line 34 from overflow page.....	0	0	0	0	0	0	0	0	0	0	0	0
3499. TOTALS (Lines 3401 through 3403 plus 3498) (Line 34 above).....	0	0	0	0	0	0	0	0	0	0	0	0

(a) Finance and service charges not included in Lines 1 to 35 \$.....32,200.

(b) For health business on indicated lines report: Number of persons insured under PPO managed care products.....0 and number of persons insured under indemnity only products.....0.

19.PA

**EXHIBIT OF PREMIUMS AND LOSSES (Statutory Page 14)**



NAIC Group Code....241 NAIC Company Code....25321

BUSINESS IN THE STATE OF RHODE ISLAND DURING THE YEAR

19.RI

Line of Business	Gross Premiums, Including Policy and Membership Fees, Less Return Premiums and Premiums on Policies not Taken		3 Dividends Paid or Credited to Policyholders on Direct Business	4 Direct Unearned Premium Reserves	5 Direct Losses Paid (deducting salvage)	6 Direct Losses Incurred	7 Direct Losses Unpaid	8 Direct Defense and Cost Containment Expense Paid	9 Direct Defense and Cost Containment Expense Incurred	10 Direct Defense and Cost Containment Expense Unpaid	11 Commissions and Brokerage Expenses	12 Taxes, Licenses and Fees
	1 Direct Premiums Written	2 Direct Premiums Earned										
1. Fire.....	0	0	0	0	0	0	0	0	0	0	0	0
2.1 Allied lines.....	0	0	0	0	0	0	0	0	0	0	0	0
2.2 Multiple peril crop.....	0	0	0	0	0	0	0	0	0	0	0	0
2.3 Federal flood.....	0	0	0	0	0	0	0	0	0	0	0	0
2.4 Private crop.....	0	0	0	0	0	0	0	0	0	0	0	0
2.5 Private flood.....	0	0	0	0	0	0	0	0	0	0	0	0
3. Farmowners multiple peril.....	0	0	0	0	0	0	0	0	0	0	0	0
4. Homeowners multiple peril.....	0	0	0	0	0	0	0	0	0	0	0	0
5.1 Commercial multiple peril (non-liability portion).....	0	0	0	0	0	0	0	0	0	0	0	0
5.2 Commercial multiple peril (liability portion).....	0	0	0	0	0	0	0	0	0	0	0	0
6. Mortgage guaranty.....	0	0	0	0	0	0	0	0	0	0	0	0
8. Ocean marine.....	0	0	0	0	0	0	0	0	0	0	0	0
9. Inland marine.....	0	0	0	0	0	0	0	0	0	0	0	0
10. Financial guaranty.....	0	0	0	0	0	0	0	0	0	0	0	0
11. Medical professional liability.....	0	0	0	0	0	0	0	0	0	0	0	0
12. Earthquake.....	0	0	0	0	0	0	0	0	0	0	0	0
13. Group accident and health (b).....	0	0	0	0	0	0	0	0	0	0	0	0
14. Credit A&H (group and individual).....	0	0	0	0	0	0	0	0	0	0	0	0
15.1 Collectively renewable A&H (b).....	0	0	0	0	0	0	0	0	0	0	0	0
15.2 Non-cancelable A&H (b).....	0	0	0	0	0	0	0	0	0	0	0	0
15.3 Guaranteed renewable A&H (b).....	0	0	0	0	0	0	0	0	0	0	0	0
15.4 Non-renewable for stated reasons only (b).....	0	0	0	0	0	0	0	0	0	0	0	0
15.5 Other accident only.....	0	0	0	0	0	0	0	0	0	0	0	0
15.6 Medicare Title XVIII exempt from state taxes or fees.....	0	0	0	0	0	0	0	0	0	0	0	0
15.7 All other A&H (b).....	0	0	0	0	0	0	0	0	0	0	0	0
15.8 Federal employees health benefits plan premium.....	0	0	0	0	0	0	0	0	0	0	0	0
16. Workers' compensation.....	0	0	0	0	0	0	0	0	0	0	0	0
17.1 Other liability-occurrence.....	0	0	0	0	0	0	0	0	0	0	0	0
17.2 Other liability-claims-made.....	0	0	0	0	0	0	0	0	0	0	0	0
17.3 Excess workers' compensation.....	0	0	0	0	0	0	0	0	0	0	0	0
18. Products liability.....	0	0	0	0	0	0	0	0	0	0	0	0
19.1 Private passenger auto no-fault (personal injury protection).....	0	0	0	0	0	0	0	0	0	0	0	0
19.2 Other private passenger auto liability.....	0	0	0	0	0	0	0	0	0	0	0	0
19.3 Commercial auto no-fault (personal injury protection).....	0	0	0	0	0	0	0	0	0	0	0	0
19.4 Other commercial auto liability.....	0	0	0	0	0	0	0	0	0	0	0	0
21.1 Private passenger auto physical damage.....	0	0	0	0	0	0	0	0	0	0	0	0
21.2 Commercial auto physical damage.....	0	0	0	0	0	0	0	0	0	0	0	0
22. Aircraft (all perils).....	0	0	0	0	0	0	0	0	0	0	0	0
23. Fidelity.....	0	0	0	0	0	0	0	0	0	0	0	0
24. Surety.....	0	0	0	0	0	0	0	0	0	0	0	0
26. Burglary and theft.....	0	0	0	0	0	0	0	0	0	0	0	0
27. Boiler and machinery.....	0	0	0	0	0	0	0	0	0	0	0	0
28. Credit.....	0	0	0	0	0	0	0	0	0	0	0	0
30. Warranty.....	0	0	0	0	0	0	0	0	0	0	0	0
34. Aggregate write-ins for other lines of business.....	0	0	0	0	0	0	0	0	0	0	0	29,025
35. TOTALS (a).....	0	0	0	0	0	0	0	0	0	0	0	29,025

**DETAILS OF WRITE-INS**

3401. MISCELLANEOUS.....	0	0	0	0	0	0	0	0	0	0	0	29,025
3402. ....	0	0	0	0	0	0	0	0	0	0	0	0
3403. ....	0	0	0	0	0	0	0	0	0	0	0	0
3498. Summary of remaining write-ins for Line 34 from overflow page.....	0	0	0	0	0	0	0	0	0	0	0	0
3499. TOTALS (Lines 3401 through 3403 plus 3498) (Line 34 above).....	0	0	0	0	0	0	0	0	0	0	0	29,025

(a) Finance and service charges not included in Lines 1 to 35 \$.....0.

(b) For health business on indicated lines report: Number of persons insured under PPO managed care products.....0 and number of persons insured under indemnity only products.....0.

**EXHIBIT OF PREMIUMS AND LOSSES (Statutory Page 14)**



NAIC Group Code....241 NAIC Company Code....25321

BUSINESS IN THE STATE OF SOUTH CAROLINA DURING THE YEAR

Line of Business	Gross Premiums, including Policy and Membership Fees, Less Return Premiums and Premiums on Policies not Taken		Dividends Paid or Credited to Policyholders on Direct Business	Direct Unearned Premium Reserves	Direct Losses Paid (deducting salvage)	Direct Losses Incurred	Direct Losses Unpaid	Direct Defense and Cost Containment Expense Paid	Direct Defense and Cost Containment Expense Incurred	Direct Defense and Cost Containment Expense Unpaid	Commissions and Brokerage Expenses	Taxes, Licenses and Fees
	1 Direct Premiums Written	2 Direct Premiums Earned										
1. Fire.....	0	0	0	0	0	0	0	0	0	0	0	0
2.1 Allied lines.....	0	0	0	0	0	0	0	0	0	0	0	0
2.2 Multiple peril crop.....	0	0	0	0	0	0	0	0	0	0	0	0
2.3 Federal flood.....	0	0	0	0	0	0	0	0	0	0	0	0
2.4 Private crop.....	0	0	0	0	0	0	0	0	0	0	0	0
2.5 Private flood.....	0	0	0	0	0	0	0	0	0	0	0	0
3. Farmowners multiple peril.....	0	0	0	0	0	0	0	0	0	0	0	0
4. Homeowners multiple peril.....	0	0	0	0	0	0	0	0	0	0	0	0
5.1 Commercial multiple peril (non-liability portion).....	0	0	0	0	0	0	0	0	0	0	0	0
5.2 Commercial multiple peril (liability portion).....	0	0	0	0	0	0	0	0	0	0	0	0
6. Mortgage guaranty.....	0	0	0	0	0	0	0	0	0	0	0	0
8. Ocean marine.....	0	0	0	0	0	0	0	0	0	0	0	0
9. Inland marine.....	0	0	0	0	0	0	0	0	0	0	0	0
10. Financial guaranty.....	0	0	0	0	0	0	0	0	0	0	0	0
11. Medical professional liability.....	0	0	0	0	0	0	0	0	0	0	0	0
12. Earthquake.....	0	0	0	0	0	0	0	0	0	0	0	0
13. Group accident and health (b).....	0	0	0	0	0	0	0	0	0	0	0	0
14. Credit A&H (group and individual).....	0	0	0	0	0	0	0	0	0	0	0	0
15.1 Collectively renewable A&H (b).....	0	0	0	0	0	0	0	0	0	0	0	0
15.2 Non-cancelable A&H (b).....	0	0	0	0	0	0	0	0	0	0	0	0
15.3 Guaranteed renewable A&H (b).....	0	0	0	0	0	0	0	0	0	0	0	0
15.4 Non-renewable for stated reasons only (b).....	0	0	0	0	0	0	0	0	0	0	0	0
15.5 Other accident only.....	0	0	0	0	0	0	0	0	0	0	0	0
15.6 Medicare Title XVIII exempt from state taxes or fees.....	0	0	0	0	0	0	0	0	0	0	0	0
15.7 All other A&H (b).....	0	0	0	0	0	0	0	0	0	0	0	0
15.8 Federal employees health benefits plan premium.....	0	0	0	0	0	0	0	0	0	0	0	0
16. Workers' compensation.....	0	0	0	0	0	0	0	0	0	0	0	0
17.1 Other liability-occurrence.....	0	0	0	0	0	0	0	0	0	0	0	0
17.2 Other liability-claims-made.....	0	0	0	0	0	0	0	0	0	0	0	0
17.3 Excess workers' compensation.....	0	0	0	0	0	0	0	0	0	0	0	0
18. Products liability.....	0	0	0	0	0	0	0	0	0	0	0	0
19.1 Private passenger auto no-fault (personal injury protection).....	254,988	239,738	0	95,585	235,165	232,140	98,001	2,743	1,656	26,016	8,892	10,069
19.2 Other private passenger auto liability.....	9,615,142	8,668,647	0	4,025,916	6,174,323	7,293,802	6,150,988	91,367	167,705	505,602	334,140	380,137
19.3 Commercial auto no-fault (personal injury protection).....	0	0	0	0	0	0	0	0	0	0	0	0
19.4 Other commercial auto liability.....	0	0	0	0	0	0	0	0	0	0	0	0
21.1 Private passenger auto physical damage.....	8,498,623	7,753,564	0	3,418,270	3,878,011	3,980,857	286,423	6,636	7,657	3,025	294,750	336,001
21.2 Commercial auto physical damage.....	0	0	0	0	0	0	0	0	0	0	0	0
22. Aircraft (all perils).....	0	0	0	0	0	0	0	0	0	0	0	0
23. Fidelity.....	0	0	0	0	0	0	0	0	0	0	0	0
24. Surety.....	0	0	0	0	0	0	0	0	0	0	0	0
26. Burglary and theft.....	0	0	0	0	0	0	0	0	0	0	0	0
27. Boiler and machinery.....	0	0	0	0	0	0	0	0	0	0	0	0
28. Credit.....	0	0	0	0	0	0	0	0	0	0	0	0
30. Warranty.....	0	0	0	0	0	0	0	0	0	0	0	0
34. Aggregate write-ins for other lines of business.....	0	0	0	0	0	0	0	0	0	0	0	0
35. TOTALS (a).....	18,368,753	16,661,949	0	7,539,771	10,287,499	11,506,799	6,535,412	100,746	177,018	534,643	637,782	726,207

**DETAILS OF WRITE-INS**

3401. MISCELLANEOUS.....	0	0	0	0	0	0	0	0	0	0	0	0
3402. ....	0	0	0	0	0	0	0	0	0	0	0	0
3403. ....	0	0	0	0	0	0	0	0	0	0	0	0
3498. Summary of remaining write-ins for Line 34 from overflow page.....	0	0	0	0	0	0	0	0	0	0	0	0
3499. TOTALS (Lines 3401 through 3403 plus 3498) (Line 34 above).....	0	0	0	0	0	0	0	0	0	0	0	0

(a) Finance and service charges not included in Lines 1 to 35 \$.....13,403.

(b) For health business on indicated lines report: Number of persons insured under PPO managed care products.....0 and number of persons insured under indemnity only products.....0.

19.SC

**EXHIBIT OF PREMIUMS AND LOSSES (Statutory Page 14)**



NAIC Group Code....241 NAIC Company Code....25321

BUSINESS IN THE STATE OF SOUTH DAKOTA DURING THE YEAR

19.SD

Line of Business	Gross Premiums, Including Policy and Membership Fees, Less Return Premiums and Premiums on Policies not Taken		3 Dividends Paid or Credited to Policyholders on Direct Business	4 Direct Unearned Premium Reserves	5 Direct Losses Paid (deducting salvage)	6 Direct Losses Incurred	7 Direct Losses Unpaid	8 Direct Defense and Cost Containment Expense Paid	9 Direct Defense and Cost Containment Expense Incurred	10 Direct Defense and Cost Containment Expense Unpaid	11 Commissions and Brokerage Expenses	12 Taxes, Licenses and Fees
	1 Direct Premiums Written	2 Direct Premiums Earned										
1. Fire.....	0	0	0	0	0	0	0	0	0	0	0	0
2.1 Allied lines.....	0	0	0	0	0	0	0	0	0	0	0	0
2.2 Multiple peril crop.....	0	0	0	0	0	0	0	0	0	0	0	0
2.3 Federal flood.....	0	0	0	0	0	0	0	0	0	0	0	0
2.4 Private crop.....	0	0	0	0	0	0	0	0	0	0	0	0
2.5 Private flood.....	0	0	0	0	0	0	0	0	0	0	0	0
3. Farmowners multiple peril.....	0	0	0	0	0	0	0	0	0	0	0	0
4. Homeowners multiple peril.....	0	0	0	0	0	0	0	0	0	0	0	0
5.1 Commercial multiple peril (non-liability portion).....	0	0	0	0	0	0	0	0	0	0	0	0
5.2 Commercial multiple peril (liability portion).....	0	0	0	0	0	0	0	0	0	0	0	0
6. Mortgage guaranty.....	0	0	0	0	0	0	0	0	0	0	0	0
8. Ocean marine.....	0	0	0	0	0	0	0	0	0	0	0	0
9. Inland marine.....	0	0	0	0	0	0	0	0	0	0	0	0
10. Financial guaranty.....	0	0	0	0	0	0	0	0	0	0	0	0
11. Medical professional liability.....	0	0	0	0	0	0	0	0	0	0	0	0
12. Earthquake.....	0	0	0	0	0	0	0	0	0	0	0	0
13. Group accident and health (b).....	0	0	0	0	0	0	0	0	0	0	0	0
14. Credit A&H (group and individual).....	0	0	0	0	0	0	0	0	0	0	0	0
15.1 Collectively renewable A&H (b).....	0	0	0	0	0	0	0	0	0	0	0	0
15.2 Non-cancelable A&H (b).....	0	0	0	0	0	0	0	0	0	0	0	0
15.3 Guaranteed renewable A&H (b).....	0	0	0	0	0	0	0	0	0	0	0	0
15.4 Non-renewable for stated reasons only (b).....	0	0	0	0	0	0	0	0	0	0	0	0
15.5 Other accident only.....	0	0	0	0	0	0	0	0	0	0	0	0
15.6 Medicare Title XVIII exempt from state taxes or fees.....	0	0	0	0	0	0	0	0	0	0	0	0
15.7 All other A&H (b).....	0	0	0	0	0	0	0	0	0	0	0	0
15.8 Federal employees health benefits plan premium.....	0	0	0	0	0	0	0	0	0	0	0	0
16. Workers' compensation.....	0	0	0	0	0	0	0	0	0	0	0	0
17.1 Other liability-occurrence.....	0	0	0	0	0	0	0	0	0	0	0	0
17.2 Other liability-claims-made.....	0	0	0	0	0	0	0	0	0	0	0	0
17.3 Excess workers' compensation.....	0	0	0	0	0	0	0	0	0	0	0	0
18. Products liability.....	0	0	0	0	0	0	0	0	0	0	0	0
19.1 Private passenger auto no-fault (personal injury protection).....	0	0	0	0	0	0	0	0	0	0	0	0
19.2 Other private passenger auto liability.....	763	752	0	11	0	60	60	0	3	3	100	1,194
19.3 Commercial auto no-fault (personal injury protection).....	0	0	0	0	0	0	0	0	0	0	0	0
19.4 Other commercial auto liability.....	0	0	0	0	0	0	0	0	0	0	0	0
21.1 Private passenger auto physical damage.....	768	768	0	0	64	74	10	0	0	0	0	1,202
21.2 Commercial auto physical damage.....	0	0	0	0	0	0	0	0	0	0	0	0
22. Aircraft (all perils).....	0	0	0	0	0	0	0	0	0	0	0	0
23. Fidelity.....	0	0	0	0	0	0	0	0	0	0	0	0
24. Surety.....	0	0	0	0	0	0	0	0	0	0	0	0
26. Burglary and theft.....	0	0	0	0	0	0	0	0	0	0	0	0
27. Boiler and machinery.....	0	0	0	0	0	0	0	0	0	0	0	0
28. Credit.....	0	0	0	0	0	0	0	0	0	0	0	0
30. Warranty.....	0	0	0	0	0	0	0	0	0	0	0	0
34. Aggregate write-ins for other lines of business.....	0	0	0	0	0	0	0	0	0	0	0	0
35. TOTALS (a).....	1,531	1,520	0	11	64	134	70	0	3	3	100	2,396

**DETAILS OF WRITE-INS**

3401. MISCELLANEOUS.....	0	0	0	0	0	0	0	0	0	0	0	0
3402. ....	0	0	0	0	0	0	0	0	0	0	0	0
3403. ....	0	0	0	0	0	0	0	0	0	0	0	0
3498. Summary of remaining write-ins for Line 34 from overflow page.....	0	0	0	0	0	0	0	0	0	0	0	0
3499. TOTALS (Lines 3401 through 3403 plus 3498) (Line 34 above).....	0	0	0	0	0	0	0	0	0	0	0	0

(a) Finance and service charges not included in Lines 1 to 35 \$.....25.

(b) For health business on indicated lines report: Number of persons insured under PPO managed care products.....0 and number of persons insured under indemnity only products.....0.

**EXHIBIT OF PREMIUMS AND LOSSES (Statutory Page 14)**



NAIC Group Code....241 NAIC Company Code....25321

BUSINESS IN THE STATE OF TENNESSEE DURING THE YEAR

Line of Business	Gross Premiums, Including Policy and Membership Fees, Less Return Premiums and Premiums on Policies not Taken		Dividends Paid or Credited to Policyholders on Direct Business	Direct Unearned Premium Reserves	Direct Losses Paid (deducting salvage)	Direct Losses Incurred	Direct Losses Unpaid	Direct Defense and Cost Containment Expense Paid	Direct Defense and Cost Containment Expense Incurred	Direct Defense and Cost Containment Expense Unpaid	Commissions and Brokerage Expenses	Taxes, Licenses and Fees
	1 Direct Premiums Written	2 Direct Premiums Earned										
1. Fire.....	0	0	0	0	0	0	0	0	0	0	0	0
2.1 Allied lines.....	0	0	0	0	0	0	0	0	0	0	0	0
2.2 Multiple peril crop.....	0	0	0	0	0	0	0	0	0	0	0	0
2.3 Federal flood.....	0	0	0	0	0	0	0	0	0	0	0	0
2.4 Private crop.....	0	0	0	0	0	0	0	0	0	0	0	0
2.5 Private flood.....	0	0	0	0	0	0	0	0	0	0	0	0
3. Farmowners multiple peril.....	0	0	0	0	0	0	0	0	0	0	0	0
4. Homeowners multiple peril.....	0	0	0	0	0	0	0	0	0	0	0	0
5.1 Commercial multiple peril (non-liability portion).....	0	0	0	0	0	0	0	0	0	0	0	0
5.2 Commercial multiple peril (liability portion).....	0	0	0	0	0	0	0	0	0	0	0	0
6. Mortgage guaranty.....	0	0	0	0	0	0	0	0	0	0	0	0
8. Ocean marine.....	0	0	0	0	0	0	0	0	0	0	0	0
9. Inland marine.....	0	0	0	0	0	0	0	0	0	0	0	0
10. Financial guaranty.....	0	0	0	0	0	0	0	0	0	0	0	0
11. Medical professional liability.....	0	0	0	0	0	0	0	0	0	0	0	0
12. Earthquake.....	0	0	0	0	0	0	0	0	0	0	0	0
13. Group accident and health (b).....	0	0	0	0	0	0	0	0	0	0	0	0
14. Credit A&H (group and individual).....	0	0	0	0	0	0	0	0	0	0	0	0
15.1 Collectively renewable A&H (b).....	0	0	0	0	0	0	0	0	0	0	0	0
15.2 Non-cancelable A&H (b).....	0	0	0	0	0	0	0	0	0	0	0	0
15.3 Guaranteed renewable A&H (b).....	0	0	0	0	0	0	0	0	0	0	0	0
15.4 Non-renewable for stated reasons only (b).....	0	0	0	0	0	0	0	0	0	0	0	0
15.5 Other accident only.....	0	0	0	0	0	0	0	0	0	0	0	0
15.6 Medicare Title XVIII exempt from state taxes or fees.....	0	0	0	0	0	0	0	0	0	0	0	0
15.7 All other A&H (b).....	0	0	0	0	0	0	0	0	0	0	0	0
15.8 Federal employees health benefits plan premium.....	0	0	0	0	0	0	0	0	0	0	0	0
16. Workers' compensation.....	0	0	0	0	0	0	0	0	0	0	0	0
17.1 Other liability-occurrence.....	0	0	0	0	0	0	0	0	0	0	0	0
17.2 Other liability-claims-made.....	0	0	0	0	0	0	0	0	0	0	0	0
17.3 Excess workers' compensation.....	0	0	0	0	0	0	0	0	0	0	0	0
18. Products liability.....	0	0	0	0	0	0	0	0	0	0	0	0
19.1 Private passenger auto no-fault (personal injury protection).....	0	0	0	0	0	0	0	0	0	0	0	0
19.2 Other private passenger auto liability.....	32,965	16,077	0	16,888	0	1,550	1,550	0	102	102	2,372	1,199
19.3 Commercial auto no-fault (personal injury protection).....	0	0	0	0	0	0	0	0	0	0	0	0
19.4 Other commercial auto liability.....	0	0	0	0	0	0	0	0	0	0	0	0
21.1 Private passenger auto physical damage.....	27,533	14,728	0	12,805	3,002	2,865	(137)	0	6	6	1,581	986
21.2 Commercial auto physical damage.....	0	0	0	0	0	0	0	0	0	0	0	0
22. Aircraft (all perils).....	0	0	0	0	0	0	0	0	0	0	0	0
23. Fidelity.....	0	0	0	0	0	0	0	0	0	0	0	0
24. Surety.....	0	0	0	0	0	0	0	0	0	0	0	0
26. Burglary and theft.....	0	0	0	0	0	0	0	0	0	0	0	0
27. Boiler and machinery.....	0	0	0	0	0	0	0	0	0	0	0	0
28. Credit.....	0	0	0	0	0	0	0	0	0	0	0	0
30. Warranty.....	0	0	0	0	0	0	0	0	0	0	0	0
34. Aggregate write-ins for other lines of business.....	0	0	0	0	0	0	0	0	0	0	0	0
35. TOTALS (a).....	60,498	30,805	0	29,693	3,002	4,415	1,413	0	108	108	3,953	2,185

**DETAILS OF WRITE-INS**

3401. MISCELLANEOUS.....	0	0	0	0	0	0	0	0	0	0	0	0
3402. ....	0	0	0	0	0	0	0	0	0	0	0	0
3403. ....	0	0	0	0	0	0	0	0	0	0	0	0
3498. Summary of remaining write-ins for Line 34 from overflow page.....	0	0	0	0	0	0	0	0	0	0	0	0
3499. TOTALS (Lines 3401 through 3403 plus 3498) (Line 34 above).....	0	0	0	0	0	0	0	0	0	0	0	0

(a) Finance and service charges not included in Lines 1 to 35 \$.....506.

(b) For health business on indicated lines report: Number of persons insured under PPO managed care products.....0 and number of persons insured under indemnity only products.....0.

19.TN

**EXHIBIT OF PREMIUMS AND LOSSES (Statutory Page 14)**



NAIC Group Code....241 NAIC Company Code....25321

BUSINESS IN THE STATE OF TEXAS DURING THE YEAR

19.TX

Line of Business	Gross Premiums, Including Policy and Membership Fees, Less Return Premiums and Premiums on Policies not Taken		3 Dividends Paid or Credited to Policyholders on Direct Business	4 Direct Unearned Premium Reserves	5 Direct Losses Paid (deducting salvage)	6 Direct Losses Incurred	7 Direct Losses Unpaid	8 Direct Defense and Cost Containment Expense Paid	9 Direct Defense and Cost Containment Expense Incurred	10 Direct Defense and Cost Containment Expense Unpaid	11 Commissions and Brokerage Expenses	12 Taxes, Licenses and Fees
	1 Direct Premiums Written	2 Direct Premiums Earned										
1. Fire.....	0	0	0	0	0	0	0	0	0	0	0	0
2.1 Allied lines.....	0	0	0	0	0	0	0	0	0	0	0	0
2.2 Multiple peril crop.....	0	0	0	0	0	0	0	0	0	0	0	0
2.3 Federal flood.....	0	0	0	0	0	0	0	0	0	0	0	0
2.4 Private crop.....	0	0	0	0	0	0	0	0	0	0	0	0
2.5 Private flood.....	0	0	0	0	0	0	0	0	0	0	0	0
3. Farmowners multiple peril.....	0	0	0	0	0	0	0	0	0	0	0	0
4. Homeowners multiple peril.....	0	0	0	0	0	0	0	0	0	0	0	0
5.1 Commercial multiple peril (non-liability portion).....	0	0	0	0	0	0	0	0	0	0	0	0
5.2 Commercial multiple peril (liability portion).....	0	0	0	0	0	0	0	0	0	0	0	0
6. Mortgage guaranty.....	0	0	0	0	0	0	0	0	0	0	0	0
8. Ocean marine.....	0	0	0	0	0	0	0	0	0	0	0	0
9. Inland marine.....	0	0	0	0	0	0	0	0	0	0	0	0
10. Financial guaranty.....	0	0	0	0	0	0	0	0	0	0	0	0
11. Medical professional liability.....	0	0	0	0	0	0	0	0	0	0	0	0
12. Earthquake.....	0	0	0	0	0	0	0	0	0	0	0	0
13. Group accident and health (b).....	0	0	0	0	0	0	0	0	0	0	0	0
14. Credit A&H (group and individual).....	0	0	0	0	0	0	0	0	0	0	0	0
15.1 Collectively renewable A&H (b).....	0	0	0	0	0	0	0	0	0	0	0	0
15.2 Non-cancelable A&H (b).....	0	0	0	0	0	0	0	0	0	0	0	0
15.3 Guaranteed renewable A&H (b).....	0	0	0	0	0	0	0	0	0	0	0	0
15.4 Non-renewable for stated reasons only (b).....	0	0	0	0	0	0	0	0	0	0	0	0
15.5 Other accident only.....	0	0	0	0	0	0	0	0	0	0	0	0
15.6 Medicare Title XVIII exempt from state taxes or fees.....	0	0	0	0	0	0	0	0	0	0	0	0
15.7 All other A&H (b).....	0	0	0	0	0	0	0	0	0	0	0	0
15.8 Federal employees health benefits plan premium.....	0	0	0	0	0	0	0	0	0	0	0	0
16. Workers' compensation.....	0	0	0	0	0	0	0	0	0	0	0	0
17.1 Other liability-occurrence.....	0	0	0	0	0	0	0	0	0	0	0	0
17.2 Other liability-claims-made.....	0	0	0	0	0	0	0	0	0	0	0	0
17.3 Excess workers' compensation.....	0	0	0	0	0	0	0	0	0	0	0	0
18. Products liability.....	0	0	0	0	0	0	0	0	0	0	0	0
19.1 Private passenger auto no-fault (personal injury protection).....	91,919	94,507	0	21,968	78,824	86,490	39,633	0	1,941	10,515	5,495	2,143
19.2 Other private passenger auto liability.....	1,611,893	1,640,753	0	396,113	1,262,584	1,719,475	1,352,923	40,665	77,028	109,198	95,751	37,562
19.3 Commercial auto no-fault (personal injury protection).....	0	0	0	0	0	0	0	0	0	0	0	0
19.4 Other commercial auto liability.....	0	0	0	0	0	0	0	0	0	0	0	0
21.1 Private passenger auto physical damage.....	1,836,646	1,867,928	0	444,937	1,157,358	1,060,420	(15,138)	2,135	3,398	1,714	110,209	42,798
21.2 Commercial auto physical damage.....	0	0	0	0	0	0	0	0	0	0	0	0
22. Aircraft (all perils).....	0	0	0	0	0	0	0	0	0	0	0	0
23. Fidelity.....	0	0	0	0	0	0	0	0	0	0	0	0
24. Surety.....	0	0	0	0	0	0	0	0	0	0	0	0
26. Burglary and theft.....	0	0	0	0	0	0	0	0	0	0	0	0
27. Boiler and machinery.....	0	0	0	0	0	0	0	0	0	0	0	0
28. Credit.....	0	0	0	0	0	0	0	0	0	0	0	0
30. Warranty.....	0	0	0	0	0	0	0	0	0	0	0	0
34. Aggregate write-ins for other lines of business.....	0	0	0	0	0	0	0	0	0	0	0	0
35. TOTALS (a).....	3,540,458	3,603,188	0	863,018	2,498,766	2,866,385	1,377,418	42,800	82,367	121,427	211,455	82,503

**DETAILS OF WRITE-INS**

3401. MISCELLANEOUS.....	0	0	0	0	0	0	0	0	0	0	0	0
3402. ....	0	0	0	0	0	0	0	0	0	0	0	0
3403. ....	0	0	0	0	0	0	0	0	0	0	0	0
3498. Summary of remaining write-ins for Line 34 from overflow page.....	0	0	0	0	0	0	0	0	0	0	0	0
3499. TOTALS (Lines 3401 through 3403 plus 3498) (Line 34 above).....	0	0	0	0	0	0	0	0	0	0	0	0

(a) Finance and service charges not included in Lines 1 to 35 \$.....25,279.

(b) For health business on indicated lines report: Number of persons insured under PPO managed care products.....0 and number of persons insured under indemnity only products.....0.

**EXHIBIT OF PREMIUMS AND LOSSES (Statutory Page 14)**



NAIC Group Code....241 NAIC Company Code....25321

BUSINESS IN THE STATE OF UTAH DURING THE YEAR

19.UT

Line of Business	Gross Premiums, Including Policy and Membership Fees, Less Return Premiums and Premiums on Policies not Taken		3 Dividends Paid or Credited to Policyholders on Direct Business	4 Direct Unearned Premium Reserves	5 Direct Losses Paid (deducting salvage)	6 Direct Losses Incurred	7 Direct Losses Unpaid	8 Direct Defense and Cost Containment Expense Paid	9 Direct Defense and Cost Containment Expense Incurred	10 Direct Defense and Cost Containment Expense Unpaid	11 Commissions and Brokerage Expenses	12 Taxes, Licenses and Fees
	1 Direct Premiums Written	2 Direct Premiums Earned										
1. Fire.....	0	0	0	0	0	0	0	0	0	0	0	0
2.1 Allied lines.....	0	0	0	0	0	0	0	0	0	0	0	0
2.2 Multiple peril crop.....	0	0	0	0	0	0	0	0	0	0	0	0
2.3 Federal flood.....	0	0	0	0	0	0	0	0	0	0	0	0
2.4 Private crop.....	0	0	0	0	0	0	0	0	0	0	0	0
2.5 Private flood.....	0	0	0	0	0	0	0	0	0	0	0	0
3. Farmowners multiple peril.....	0	0	0	0	0	0	0	0	0	0	0	0
4. Homeowners multiple peril.....	0	0	0	0	0	0	0	0	0	0	0	0
5.1 Commercial multiple peril (non-liability portion).....	0	0	0	0	0	0	0	0	0	0	0	0
5.2 Commercial multiple peril (liability portion).....	0	0	0	0	0	0	0	0	0	0	0	0
6. Mortgage guaranty.....	0	0	0	0	0	0	0	0	0	0	0	0
8. Ocean marine.....	0	0	0	0	0	0	0	0	0	0	0	0
9. Inland marine.....	0	0	0	0	0	0	0	0	0	0	0	0
10. Financial guaranty.....	0	0	0	0	0	0	0	0	0	0	0	0
11. Medical professional liability.....	0	0	0	0	0	0	0	0	0	0	0	0
12. Earthquake.....	0	0	0	0	0	0	0	0	0	0	0	0
13. Group accident and health (b).....	0	0	0	0	0	0	0	0	0	0	0	0
14. Credit A&H (group and individual).....	0	0	0	0	0	0	0	0	0	0	0	0
15.1 Collectively renewable A&H (b).....	0	0	0	0	0	0	0	0	0	0	0	0
15.2 Non-cancelable A&H (b).....	0	0	0	0	0	0	0	0	0	0	0	0
15.3 Guaranteed renewable A&H (b).....	0	0	0	0	0	0	0	0	0	0	0	0
15.4 Non-renewable for stated reasons only (b).....	0	0	0	0	0	0	0	0	0	0	0	0
15.5 Other accident only.....	0	0	0	0	0	0	0	0	0	0	0	0
15.6 Medicare Title XVIII exempt from state taxes or fees.....	0	0	0	0	0	0	0	0	0	0	0	0
15.7 All other A&H (b).....	0	0	0	0	0	0	0	0	0	0	0	0
15.8 Federal employees health benefits plan premium.....	0	0	0	0	0	0	0	0	0	0	0	0
16. Workers' compensation.....	0	0	0	0	0	0	0	0	0	0	0	0
17.1 Other liability-occurrence.....	0	0	0	0	0	0	0	0	0	0	0	0
17.2 Other liability-claims-made.....	0	0	0	0	0	0	0	0	0	0	0	0
17.3 Excess workers' compensation.....	0	0	0	0	0	0	0	0	0	0	0	0
18. Products liability.....	0	0	0	0	0	0	0	0	0	0	0	0
19.1 Private passenger auto no-fault (personal injury protection).....	3,762	2,473	0	1,323	511	2,151	1,640	0	435	435	1,493	117
19.2 Other private passenger auto liability.....	55,117	36,886	0	18,710	8,928	27,304	18,378	6,497	7,719	1,222	3,286	1,719
19.3 Commercial auto no-fault (personal injury protection).....	0	0	0	0	0	0	0	0	0	0	0	0
19.4 Other commercial auto liability.....	0	0	0	0	0	0	0	0	0	0	0	0
21.1 Private passenger auto physical damage.....	32,553	22,150	0	10,707	25,008	26,786	1,778	550	516	(34)	1,195	1,013
21.2 Commercial auto physical damage.....	0	0	0	0	0	0	0	0	0	0	0	0
22. Aircraft (all perils).....	0	0	0	0	0	0	0	0	0	0	0	0
23. Fidelity.....	0	0	0	0	0	0	0	0	0	0	0	0
24. Surety.....	0	0	0	0	0	0	0	0	0	0	0	0
26. Burglary and theft.....	0	0	0	0	0	0	0	0	0	0	0	0
27. Boiler and machinery.....	0	0	0	0	0	0	0	0	0	0	0	0
28. Credit.....	0	0	0	0	0	0	0	0	0	0	0	0
30. Warranty.....	0	0	0	0	0	0	0	0	0	0	0	0
34. Aggregate write-ins for other lines of business.....	0	0	0	0	0	0	0	0	0	0	0	0
35. TOTALS (a).....	91,432	61,509	0	30,740	34,447	56,241	21,796	7,047	8,670	1,623	5,974	2,849

**DETAILS OF WRITE-INS**

3401. MISCELLANEOUS.....	0	0	0	0	0	0	0	0	0	0	0	0
3402. ....	0	0	0	0	0	0	0	0	0	0	0	0
3403. ....	0	0	0	0	0	0	0	0	0	0	0	0
3498. Summary of remaining write-ins for Line 34 from overflow page.....	0	0	0	0	0	0	0	0	0	0	0	0
3499. TOTALS (Lines 3401 through 3403 plus 3498) (Line 34 above).....	0	0	0	0	0	0	0	0	0	0	0	0

(a) Finance and service charges not included in Lines 1 to 35 \$.....1,883.

(b) For health business on indicated lines report: Number of persons insured under PPO managed care products.....0 and number of persons insured under indemnity only products.....0.

**EXHIBIT OF PREMIUMS AND LOSSES (Statutory Page 14)**



NAIC Group Code....241 NAIC Company Code....25321

BUSINESS IN THE STATE OF VIRGINIA DURING THE YEAR

Line of Business	Gross Premiums, Including Policy and Membership Fees, Less Return Premiums and Premiums on Policies not Taken		Dividends Paid or Credited to Policyholders on Direct Business	Direct Unearned Premium Reserves	Direct Losses Paid (deducting salvage)	Direct Losses Incurred	Direct Losses Unpaid	Direct Defense and Cost Containment Expense Paid	Direct Defense and Cost Containment Expense Incurred	Direct Defense and Cost Containment Expense Unpaid	Commissions and Brokerage Expenses	Taxes, Licenses and Fees
	1 Direct Premiums Written	2 Direct Premiums Earned										
1. Fire.....	0	0	0	0	0	0	0	0	0	0	0	0
2.1 Allied lines.....	0	0	0	0	0	0	0	0	0	0	0	0
2.2 Multiple peril crop.....	0	0	0	0	0	0	0	0	0	0	0	0
2.3 Federal flood.....	0	0	0	0	0	0	0	0	0	0	0	0
2.4 Private crop.....	0	0	0	0	0	0	0	0	0	0	0	0
2.5 Private flood.....	0	0	0	0	0	0	0	0	0	0	0	0
3. Farmowners multiple peril.....	0	0	0	0	0	0	0	0	0	0	0	0
4. Homeowners multiple peril.....	0	0	0	0	0	0	0	0	0	0	0	0
5.1 Commercial multiple peril (non-liability portion).....	0	0	0	0	0	0	0	0	0	0	0	0
5.2 Commercial multiple peril (liability portion).....	0	0	0	0	0	0	0	0	0	0	0	0
6. Mortgage guaranty.....	0	0	0	0	0	0	0	0	0	0	0	0
8. Ocean marine.....	0	0	0	0	0	0	0	0	0	0	0	0
9. Inland marine.....	0	0	0	0	0	0	0	0	0	0	0	0
10. Financial guaranty.....	0	0	0	0	0	0	0	0	0	0	0	0
11. Medical professional liability.....	0	0	0	0	0	0	0	0	0	0	0	0
12. Earthquake.....	0	0	0	0	0	0	0	0	0	0	0	0
13. Group accident and health (b).....	0	0	0	0	0	0	0	0	0	0	0	0
14. Credit A&H (group and individual).....	0	0	0	0	0	0	0	0	0	0	0	0
15.1 Collectively renewable A&H (b).....	0	0	0	0	0	0	0	0	0	0	0	0
15.2 Non-cancelable A&H (b).....	0	0	0	0	0	0	0	0	0	0	0	0
15.3 Guaranteed renewable A&H (b).....	0	0	0	0	0	0	0	0	0	0	0	0
15.4 Non-renewable for stated reasons only (b).....	0	0	0	0	0	0	0	0	0	0	0	0
15.5 Other accident only.....	0	0	0	0	0	0	0	0	0	0	0	0
15.6 Medicare Title XVIII exempt from state taxes or fees.....	0	0	0	0	0	0	0	0	0	0	0	0
15.7 All other A&H (b).....	0	0	0	0	0	0	0	0	0	0	0	0
15.8 Federal employees health benefits plan premium.....	0	0	0	0	0	0	0	0	0	0	0	0
16. Workers' compensation.....	0	0	0	0	0	0	0	0	0	0	0	0
17.1 Other liability-occurrence.....	0	0	0	0	0	0	0	0	0	0	0	0
17.2 Other liability-claims-made.....	0	0	0	0	0	0	0	0	0	0	0	0
17.3 Excess workers' compensation.....	0	0	0	0	0	0	0	0	0	0	0	0
18. Products liability.....	0	0	0	0	0	0	0	0	0	0	0	0
19.1 Private passenger auto no-fault (personal injury protection).....	0	0	0	0	10,875	1,845	9,693	0	(2,451)	2,575	0	0
19.2 Other private passenger auto liability.....	12,380,230	11,953,520	0	5,342,259	6,450,650	8,092,933	6,328,870	160,059	272,359	494,112	493,799	296,232
19.3 Commercial auto no-fault (personal injury protection).....	0	0	0	0	0	0	0	0	0	0	0	0
19.4 Other commercial auto liability.....	0	0	0	0	0	0	0	0	0	0	0	0
21.1 Private passenger auto physical damage.....	10,649,918	9,970,864	0	4,633,887	5,873,904	6,185,480	390,629	13,905	15,724	4,085	424,020	255,006
21.2 Commercial auto physical damage.....	0	0	0	0	0	0	0	0	0	0	0	0
22. Aircraft (all perils).....	0	0	0	0	0	0	0	0	0	0	0	0
23. Fidelity.....	0	0	0	0	0	0	0	0	0	0	0	0
24. Surety.....	0	0	0	0	0	0	0	0	0	0	0	0
26. Burglary and theft.....	0	0	0	0	0	0	0	0	0	0	0	0
27. Boiler and machinery.....	0	0	0	0	0	0	0	0	0	0	0	0
28. Credit.....	0	0	0	0	0	0	0	0	0	0	0	0
30. Warranty.....	0	0	0	0	0	0	0	0	0	0	0	0
34. Aggregate write-ins for other lines of business.....	0	0	0	0	0	0	0	0	0	0	0	0
35. TOTALS (a).....	23,030,148	21,924,384	0	9,976,146	12,335,429	14,280,258	6,729,192	173,964	285,632	500,772	917,819	551,238

**DETAILS OF WRITE-INS**

3401. MISCELLANEOUS.....	0	0	0	0	0	0	0	0	0	0	0	0
3402. ....	0	0	0	0	0	0	0	0	0	0	0	0
3403. ....	0	0	0	0	0	0	0	0	0	0	0	0
3498. Summary of remaining write-ins for Line 34 from overflow page.....	0	0	0	0	0	0	0	0	0	0	0	0
3499. TOTALS (Lines 3401 through 3403 plus 3498) (Line 34 above).....	0	0	0	0	0	0	0	0	0	0	0	0

(a) Finance and service charges not included in Lines 1 to 35 \$.....39,431.

(b) For health business on indicated lines report: Number of persons insured under PPO managed care products.....0 and number of persons insured under indemnity only products.....0.

19.VA



**EXHIBIT OF PREMIUMS AND LOSSES (Statutory Page 14)**



NAIC Group Code....241 NAIC Company Code....25321

BUSINESS IN THE STATE OF VERMONT DURING THE YEAR

Line of Business	Gross Premiums, Including Policy and Membership Fees, Less Return Premiums and Premiums on Policies not Taken		Dividends Paid or Credited to Policyholders on Direct Business	Direct Unearned Premium Reserves	Direct Losses Paid (deducting salvage)	Direct Losses Incurred	Direct Losses Unpaid	Direct Defense and Cost Containment Expense Paid	Direct Defense and Cost Containment Expense Incurred	Direct Defense and Cost Containment Expense Unpaid	Commissions and Brokerage Expenses	Taxes, Licenses and Fees
	1 Direct Premiums Written	2 Direct Premiums Earned										
1. Fire.....	0	0	0	0	0	0	0	0	0	0	0	0
2.1 Allied lines.....	0	0	0	0	0	0	0	0	0	0	0	0
2.2 Multiple peril crop.....	0	0	0	0	0	0	0	0	0	0	0	0
2.3 Federal flood.....	0	0	0	0	0	0	0	0	0	0	0	0
2.4 Private crop.....	0	0	0	0	0	0	0	0	0	0	0	0
2.5 Private flood.....	0	0	0	0	0	0	0	0	0	0	0	0
3. Farmowners multiple peril.....	0	0	0	0	0	0	0	0	0	0	0	0
4. Homeowners multiple peril.....	0	0	0	0	0	0	0	0	0	0	0	0
5.1 Commercial multiple peril (non-liability portion).....	0	0	0	0	0	0	0	0	0	0	0	0
5.2 Commercial multiple peril (liability portion).....	0	0	0	0	0	0	0	0	0	0	0	0
6. Mortgage guaranty.....	0	0	0	0	0	0	0	0	0	0	0	0
8. Ocean marine.....	0	0	0	0	0	0	0	0	0	0	0	0
9. Inland marine.....	0	0	0	0	0	0	0	0	0	0	0	0
10. Financial guaranty.....	0	0	0	0	0	0	0	0	0	0	0	0
11. Medical professional liability.....	0	0	0	0	0	0	0	0	0	0	0	0
12. Earthquake.....	0	0	0	0	0	0	0	0	0	0	0	0
13. Group accident and health (b).....	0	0	0	0	0	0	0	0	0	0	0	0
14. Credit A&H (group and individual).....	0	0	0	0	0	0	0	0	0	0	0	0
15.1 Collectively renewable A&H (b).....	0	0	0	0	0	0	0	0	0	0	0	0
15.2 Non-cancelable A&H (b).....	0	0	0	0	0	0	0	0	0	0	0	0
15.3 Guaranteed renewable A&H (b).....	0	0	0	0	0	0	0	0	0	0	0	0
15.4 Non-renewable for stated reasons only (b).....	0	0	0	0	0	0	0	0	0	0	0	0
15.5 Other accident only.....	0	0	0	0	0	0	0	0	0	0	0	0
15.6 Medicare Title XVIII exempt from state taxes or fees.....	0	0	0	0	0	0	0	0	0	0	0	0
15.7 All other A&H (b).....	0	0	0	0	0	0	0	0	0	0	0	0
15.8 Federal employees health benefits plan premium.....	0	0	0	0	0	0	0	0	0	0	0	0
16. Workers' compensation.....	0	0	0	0	0	0	0	0	0	0	0	0
17.1 Other liability-occurrence.....	0	0	0	0	0	0	0	0	0	0	0	0
17.2 Other liability-claims-made.....	0	0	0	0	0	0	0	0	0	0	0	0
17.3 Excess workers' compensation.....	0	0	0	0	0	0	0	0	0	0	0	0
18. Products liability.....	0	0	0	0	0	0	0	0	0	0	0	0
19.1 Private passenger auto no-fault (personal injury protection).....	0	0	0	0	0	0	0	0	0	0	0	0
19.2 Other private passenger auto liability.....	0	0	0	0	0	0	0	0	0	0	0	0
19.3 Commercial auto no-fault (personal injury protection).....	0	0	0	0	0	0	0	0	0	0	0	0
19.4 Other commercial auto liability.....	0	0	0	0	0	0	0	0	0	0	0	0
21.1 Private passenger auto physical damage.....	0	0	0	0	0	0	0	0	0	0	0	0
21.2 Commercial auto physical damage.....	0	0	0	0	0	0	0	0	0	0	0	0
22. Aircraft (all perils).....	0	0	0	0	0	0	0	0	0	0	0	0
23. Fidelity.....	0	0	0	0	0	0	0	0	0	0	0	0
24. Surety.....	0	0	0	0	0	0	0	0	0	0	0	0
26. Burglary and theft.....	0	0	0	0	0	0	0	0	0	0	0	0
27. Boiler and machinery.....	0	0	0	0	0	0	0	0	0	0	0	0
28. Credit.....	0	0	0	0	0	0	0	0	0	0	0	0
30. Warranty.....	0	0	0	0	0	0	0	0	0	0	0	0
34. Aggregate write-ins for other lines of business.....	0	0	0	0	0	0	0	0	0	0	0	0
35. TOTALS (a).....	0	0	0	0	0	0	0	0	0	0	0	0

**DETAILS OF WRITE-INS**

3401. MISCELLANEOUS.....	0	0	0	0	0	0	0	0	0	0	0	0
3402. ....	0	0	0	0	0	0	0	0	0	0	0	0
3403. ....	0	0	0	0	0	0	0	0	0	0	0	0
3498. Summary of remaining write-ins for Line 34 from overflow page.....	0	0	0	0	0	0	0	0	0	0	0	0
3499. TOTALS (Lines 3401 through 3403 plus 3498) (Line 34 above).....	0	0	0	0	0	0	0	0	0	0	0	0

(a) Finance and service charges not included in Lines 1 to 35 \$.....0.

(b) For health business on indicated lines report: Number of persons insured under PPO managed care products.....0 and number of persons insured under indemnity only products.....0.

19.VT

**EXHIBIT OF PREMIUMS AND LOSSES (Statutory Page 14)**



NAIC Group Code....241 NAIC Company Code....25321

BUSINESS IN THE STATE OF WASHINGTON DURING THE YEAR

19.WA

Line of Business	Gross Premiums, Including Policy and Membership Fees, Less Return Premiums and Premiums on Policies not Taken		Dividends Paid or Credited to Policyholders on Direct Business	Direct Unearned Premium Reserves	Direct Losses Paid (deducting salvage)	Direct Losses Incurred	Direct Losses Unpaid	Direct Defense and Cost Containment Expense Paid	Direct Defense and Cost Containment Expense Incurred	Direct Defense and Cost Containment Expense Unpaid	Commissions and Brokerage Expenses	Taxes, Licenses and Fees
	Direct Premiums Written	Direct Premiums Earned										
1. Fire.....	0	0	0	0	0	0	0	0	0	0	0	0
2.1 Allied lines.....	0	0	0	0	0	0	0	0	0	0	0	0
2.2 Multiple peril crop.....	0	0	0	0	0	0	0	0	0	0	0	0
2.3 Federal flood.....	0	0	0	0	0	0	0	0	0	0	0	0
2.4 Private crop.....	0	0	0	0	0	0	0	0	0	0	0	0
2.5 Private flood.....	0	0	0	0	0	0	0	0	0	0	0	0
3. Farmowners multiple peril.....	0	0	0	0	0	0	0	0	0	0	0	0
4. Homeowners multiple peril.....	0	0	0	0	0	0	0	0	0	0	0	0
5.1 Commercial multiple peril (non-liability portion).....	0	0	0	0	0	0	0	0	0	0	0	0
5.2 Commercial multiple peril (liability portion).....	0	0	0	0	0	0	0	0	0	0	0	0
6. Mortgage guaranty.....	0	0	0	0	0	0	0	0	0	0	0	0
8. Ocean marine.....	0	0	0	0	0	0	0	0	0	0	0	0
9. Inland marine.....	0	0	0	0	0	0	0	0	0	0	0	0
10. Financial guaranty.....	0	0	0	0	0	0	0	0	0	0	0	0
11. Medical professional liability.....	0	0	0	0	0	0	0	0	0	0	0	0
12. Earthquake.....	0	0	0	0	0	0	0	0	0	0	0	0
13. Group accident and health (b).....	0	0	0	0	0	0	0	0	0	0	0	0
14. Credit A&H (group and individual).....	0	0	0	0	0	0	0	0	0	0	0	0
15.1 Collectively renewable A&H (b).....	0	0	0	0	0	0	0	0	0	0	0	0
15.2 Non-cancelable A&H (b).....	0	0	0	0	0	0	0	0	0	0	0	0
15.3 Guaranteed renewable A&H (b).....	0	0	0	0	0	0	0	0	0	0	0	0
15.4 Non-renewable for stated reasons only (b).....	0	0	0	0	0	0	0	0	0	0	0	0
15.5 Other accident only.....	0	0	0	0	0	0	0	0	0	0	0	0
15.6 Medicare Title XVIII exempt from state taxes or fees.....	0	0	0	0	0	0	0	0	0	0	0	0
15.7 All other A&H (b).....	0	0	0	0	0	0	0	0	0	0	0	0
15.8 Federal employees health benefits plan premium.....	0	0	0	0	0	0	0	0	0	0	0	0
16. Workers' compensation.....	0	0	0	0	0	0	0	0	0	0	0	0
17.1 Other liability-occurrence.....	0	0	0	0	0	0	0	0	0	0	0	0
17.2 Other liability-claims-made.....	0	0	0	0	0	0	0	0	0	0	0	0
17.3 Excess workers' compensation.....	0	0	0	0	0	0	0	0	0	0	0	0
18. Products liability.....	0	0	0	0	0	0	0	0	0	0	0	0
19.1 Private passenger auto no-fault (personal injury protection).....	0	0	0	0	0	0	0	0	0	0	0	0
19.2 Other private passenger auto liability.....	0	0	0	0	0	0	0	0	0	0	0	0
19.3 Commercial auto no-fault (personal injury protection).....	0	0	0	0	0	0	0	0	0	0	0	0
19.4 Other commercial auto liability.....	0	0	0	0	0	0	0	0	0	0	0	0
21.1 Private passenger auto physical damage.....	0	0	0	0	0	0	0	0	0	0	0	0
21.2 Commercial auto physical damage.....	0	0	0	0	0	0	0	0	0	0	0	0
22. Aircraft (all perils).....	0	0	0	0	0	0	0	0	0	0	0	0
23. Fidelity.....	0	0	0	0	0	0	0	0	0	0	0	0
24. Surety.....	0	0	0	0	0	0	0	0	0	0	0	0
26. Burglary and theft.....	0	0	0	0	0	0	0	0	0	0	0	0
27. Boiler and machinery.....	0	0	0	0	0	0	0	0	0	0	0	0
28. Credit.....	0	0	0	0	0	0	0	0	0	0	0	0
30. Warranty.....	0	0	0	0	0	0	0	0	0	0	0	0
34. Aggregate write-ins for other lines of business.....	0	0	0	0	0	0	0	0	0	0	0	1,045
35. TOTALS (a).....	0	0	0	0	0	0	0	0	0	0	0	1,045

**DETAILS OF WRITE-INS**

3401. MISCELLANEOUS.....	0	0	0	0	0	0	0	0	0	0	0	1,045
3402. ....	0	0	0	0	0	0	0	0	0	0	0	0
3403. ....	0	0	0	0	0	0	0	0	0	0	0	0
3498. Summary of remaining write-ins for Line 34 from overflow page.....	0	0	0	0	0	0	0	0	0	0	0	0
3499. TOTALS (Lines 3401 through 3403 plus 3498) (Line 34 above).....	0	0	0	0	0	0	0	0	0	0	0	1,045

(a) Finance and service charges not included in Lines 1 to 35 \$.....0.

(b) For health business on indicated lines report: Number of persons insured under PPO managed care products.....0 and number of persons insured under indemnity only products.....0.

**EXHIBIT OF PREMIUMS AND LOSSES (Statutory Page 14)**



NAIC Group Code....241 NAIC Company Code....25321

BUSINESS IN THE STATE OF WISCONSIN DURING THE YEAR

19.WI

Line of Business	Gross Premiums, Including Policy and Membership Fees, Less Return Premiums and Premiums on Policies not Taken		Dividends Paid or Credited to Policyholders on Direct Business	Direct Unearned Premium Reserves	Direct Losses Paid (deducting salvage)	Direct Losses Incurred	Direct Losses Unpaid	Direct Defense and Cost Containment Expense Paid	Direct Defense and Cost Containment Expense Incurred	Direct Defense and Cost Containment Expense Unpaid	Commissions and Brokerage Expenses	Taxes, Licenses and Fees
	Direct Premiums Written	Direct Premiums Earned										
1. Fire.....	0	0	0	0	0	0	0	0	0	0	0	0
2.1 Allied lines.....	0	0	0	0	0	0	0	0	0	0	0	0
2.2 Multiple peril crop.....	0	0	0	0	0	0	0	0	0	0	0	0
2.3 Federal flood.....	0	0	0	0	0	0	0	0	0	0	0	0
2.4 Private crop.....	0	0	0	0	0	0	0	0	0	0	0	0
2.5 Private flood.....	0	0	0	0	0	0	0	0	0	0	0	0
3. Farmowners multiple peril.....	0	0	0	0	0	0	0	0	0	0	0	0
4. Homeowners multiple peril.....	4,825,489	4,839,015	0	2,567,305	2,903,070	3,231,804	615,945	170	16,599	26,524	258,634	95,553
5.1 Commercial multiple peril (non-liability portion).....	0	0	0	0	0	0	0	0	0	0	0	0
5.2 Commercial multiple peril (liability portion).....	0	0	0	0	0	0	0	0	0	0	0	0
6. Mortgage guaranty.....	0	0	0	0	0	0	0	0	0	0	0	0
8. Ocean marine.....	0	0	0	0	0	0	0	0	0	0	0	0
9. Inland marine.....	81,655	84,728	0	44,271	38,431	38,902	3,656	0	8	131	4,242	1,618
10. Financial guaranty.....	0	0	0	0	0	0	0	0	0	0	0	0
11. Medical professional liability.....	0	0	0	0	0	0	0	0	0	0	0	0
12. Earthquake.....	1,543	1,511	0	888	0	6	77	0	0	1	81	30
13. Group accident and health (b).....	0	0	0	0	0	0	0	0	0	0	0	0
14. Credit A&H (group and individual).....	0	0	0	0	0	0	0	0	0	0	0	0
15.1 Collectively renewable A&H (b).....	0	0	0	0	0	0	0	0	0	0	0	0
15.2 Non-cancelable A&H (b).....	0	0	0	0	0	0	0	0	0	0	0	0
15.3 Guaranteed renewable A&H (b).....	0	0	0	0	0	0	0	0	0	0	0	0
15.4 Non-renewable for stated reasons only (b).....	0	0	0	0	0	0	0	0	0	0	0	0
15.5 Other accident only.....	0	0	0	0	0	0	0	0	0	0	0	0
15.6 Medicare Title XVIII exempt from state taxes or fees.....	0	0	0	0	0	0	0	0	0	0	0	0
15.7 All other A&H (b).....	0	0	0	0	0	0	0	0	0	0	0	0
15.8 Federal employees health benefits plan premium.....	0	0	0	0	0	0	0	0	0	0	0	0
16. Workers' compensation.....	0	0	0	0	0	0	0	0	0	0	0	0
17.1 Other liability-occurrence.....	0	0	0	0	0	0	0	0	0	0	0	0
17.2 Other liability-claims-made.....	0	0	0	0	0	0	0	0	0	0	0	0
17.3 Excess workers' compensation.....	0	0	0	0	0	0	0	0	0	0	0	0
18. Products liability.....	0	0	0	0	0	0	0	0	0	0	0	0
19.1 Private passenger auto no-fault (personal injury protection).....	0	0	0	0	0	0	0	0	0	0	0	0
19.2 Other private passenger auto liability.....	12,272	7,601	0	4,671	0	524	524	0	33	33	1,613	241
19.3 Commercial auto no-fault (personal injury protection).....	0	0	0	0	0	0	0	0	0	0	0	0
19.4 Other commercial auto liability.....	0	0	0	0	0	0	0	0	0	0	0	0
21.1 Private passenger auto physical damage.....	12,414	7,953	0	4,461	963	6,367	5,404	0	(105)	(105)	0	247
21.2 Commercial auto physical damage.....	0	0	0	0	0	0	0	0	0	0	0	0
22. Aircraft (all perils).....	0	0	0	0	0	0	0	0	0	0	0	0
23. Fidelity.....	0	0	0	0	0	0	0	0	0	0	0	0
24. Surety.....	0	0	0	0	0	0	0	0	0	0	0	0
26. Burglary and theft.....	0	0	0	0	0	0	0	0	0	0	0	0
27. Boiler and machinery.....	0	0	0	0	0	0	0	0	0	0	0	0
28. Credit.....	0	0	0	0	0	0	0	0	0	0	0	0
30. Warranty.....	0	0	0	0	0	0	0	0	0	0	0	0
34. Aggregate write-ins for other lines of business.....	0	0	0	0	0	0	0	0	0	0	0	0
35. TOTALS (a).....	4,933,373	4,940,808	0	2,621,596	2,942,464	3,277,603	625,606	170	16,535	26,584	264,570	97,689

**DETAILS OF WRITE-INS**

3401. MISCELLANEOUS.....	0	0	0	0	0	0	0	0	0	0	0	0
3402. ....	0	0	0	0	0	0	0	0	0	0	0	0
3403. ....	0	0	0	0	0	0	0	0	0	0	0	0
3498. Summary of remaining write-ins for Line 34 from overflow page.....	0	0	0	0	0	0	0	0	0	0	0	0
3499. TOTALS (Lines 3401 through 3403 plus 3498) (Line 34 above).....	0	0	0	0	0	0	0	0	0	0	0	0

(a) Finance and service charges not included in Lines 1 to 35 \$.....7,989.

(b) For health business on indicated lines report: Number of persons insured under PPO managed care products.....0 and number of persons insured under indemnity only products.....0.

**EXHIBIT OF PREMIUMS AND LOSSES (Statutory Page 14)**



NAIC Group Code....241 NAIC Company Code....25321

BUSINESS IN THE STATE OF WEST VIRGINIA DURING THE YEAR

Line of Business	Gross Premiums, Including Policy and Membership Fees, Less Return Premiums and Premiums on Policies not Taken		Dividends Paid or Credited to Policyholders on Direct Business	Direct Unearned Premium Reserves	Direct Losses Paid (deducting salvage)	Direct Losses Incurred	Direct Losses Unpaid	Direct Defense and Cost Containment Expense Paid	Direct Defense and Cost Containment Expense Incurred	Direct Defense and Cost Containment Expense Unpaid	Commissions and Brokerage Expenses	Taxes, Licenses and Fees
	1 Direct Premiums Written	2 Direct Premiums Earned										
1. Fire.....	0	0	0	0	0	0	0	0	0	0	0	0
2.1 Allied lines.....	0	0	0	0	0	0	0	0	0	0	0	0
2.2 Multiple peril crop.....	0	0	0	0	0	0	0	0	0	0	0	0
2.3 Federal flood.....	0	0	0	0	0	0	0	0	0	0	0	0
2.4 Private crop.....	0	0	0	0	0	0	0	0	0	0	0	0
2.5 Private flood.....	0	0	0	0	0	0	0	0	0	0	0	0
3. Farmowners multiple peril.....	0	0	0	0	0	0	0	0	0	0	0	0
4. Homeowners multiple peril.....	0	0	0	0	0	0	0	0	0	0	0	0
5.1 Commercial multiple peril (non-liability portion).....	0	0	0	0	0	0	0	0	0	0	0	0
5.2 Commercial multiple peril (liability portion).....	0	0	0	0	0	0	0	0	0	0	0	0
6. Mortgage guaranty.....	0	0	0	0	0	0	0	0	0	0	0	0
8. Ocean marine.....	0	0	0	0	0	0	0	0	0	0	0	0
9. Inland marine.....	0	0	0	0	0	0	0	0	0	0	0	0
10. Financial guaranty.....	0	0	0	0	0	0	0	0	0	0	0	0
11. Medical professional liability.....	0	0	0	0	0	0	0	0	0	0	0	0
12. Earthquake.....	0	0	0	0	0	0	0	0	0	0	0	0
13. Group accident and health (b).....	0	0	0	0	0	0	0	0	0	0	0	0
14. Credit A&H (group and individual).....	0	0	0	0	0	0	0	0	0	0	0	0
15.1 Collectively renewable A&H (b).....	0	0	0	0	0	0	0	0	0	0	0	0
15.2 Non-cancelable A&H (b).....	0	0	0	0	0	0	0	0	0	0	0	0
15.3 Guaranteed renewable A&H (b).....	0	0	0	0	0	0	0	0	0	0	0	0
15.4 Non-renewable for stated reasons only (b).....	0	0	0	0	0	0	0	0	0	0	0	0
15.5 Other accident only.....	0	0	0	0	0	0	0	0	0	0	0	0
15.6 Medicare Title XVIII exempt from state taxes or fees.....	0	0	0	0	0	0	0	0	0	0	0	0
15.7 All other A&H (b).....	0	0	0	0	0	0	0	0	0	0	0	0
15.8 Federal employees health benefits plan premium.....	0	0	0	0	0	0	0	0	0	0	0	0
16. Workers' compensation.....	0	0	0	0	0	0	0	0	0	0	0	0
17.1 Other liability-occurrence.....	0	0	0	0	0	0	0	0	0	0	0	0
17.2 Other liability-claims-made.....	0	0	0	0	0	0	0	0	0	0	0	0
17.3 Excess workers' compensation.....	0	0	0	0	0	0	0	0	0	0	0	0
18. Products liability.....	0	0	0	0	0	0	0	0	0	0	0	0
19.1 Private passenger auto no-fault (personal injury protection).....	0	0	0	0	0	0	0	0	0	0	0	0
19.2 Other private passenger auto liability.....	2,335,636	2,464,025	0	874,848	1,478,425	1,912,199	1,454,208	65,297	100,068	118,225	108,633	94,211
19.3 Commercial auto no-fault (personal injury protection).....	0	0	0	0	0	0	0	0	0	0	0	0
19.4 Other commercial auto liability.....	0	0	0	0	0	0	0	0	0	0	0	0
21.1 Private passenger auto physical damage.....	2,867,166	2,992,802	0	1,037,653	1,200,447	1,269,692	100,746	921	202	12	132,804	115,392
21.2 Commercial auto physical damage.....	0	0	0	0	0	0	0	0	0	0	0	0
22. Aircraft (all perils).....	0	0	0	0	0	0	0	0	0	0	0	0
23. Fidelity.....	0	0	0	0	0	0	0	0	0	0	0	0
24. Surety.....	0	0	0	0	0	0	0	0	0	0	0	0
26. Burglary and theft.....	0	0	0	0	0	0	0	0	0	0	0	0
27. Boiler and machinery.....	0	0	0	0	0	0	0	0	0	0	0	0
28. Credit.....	0	0	0	0	0	0	0	0	0	0	0	0
30. Warranty.....	0	0	0	0	0	0	0	0	0	0	0	0
34. Aggregate write-ins for other lines of business.....	0	0	0	0	0	0	0	0	0	0	0	0
35. TOTALS (a).....	5,202,802	5,456,827	0	1,912,501	2,678,872	3,181,891	1,554,954	66,218	100,270	118,237	241,437	209,603

**DETAILS OF WRITE-INS**

3401. MISCELLANEOUS.....	0	0	0	0	0	0	0	0	0	0	0	0
3402. ....	0	0	0	0	0	0	0	0	0	0	0	0
3403. ....	0	0	0	0	0	0	0	0	0	0	0	0
3498. Summary of remaining write-ins for Line 34 from overflow page.....	0	0	0	0	0	0	0	0	0	0	0	0
3499. TOTALS (Lines 3401 through 3403 plus 3498) (Line 34 above).....	0	0	0	0	0	0	0	0	0	0	0	0

(a) Finance and service charges not included in Lines 1 to 35 \$.....3,902.

(b) For health business on indicated lines report: Number of persons insured under PPO managed care products.....0 and number of persons insured under indemnity only products.....0.

19.WV

**EXHIBIT OF PREMIUMS AND LOSSES (Statutory Page 14)**



NAIC Group Code....241 NAIC Company Code....25321

BUSINESS IN THE STATE OF WYOMING DURING THE YEAR

Line of Business	Gross Premiums, Including Policy and Membership Fees, Less Return Premiums and Premiums on Policies not Taken		3 Dividends Paid or Credited to Policyholders on Direct Business	4 Direct Unearned Premium Reserves	5 Direct Losses Paid (deducting salvage)	6 Direct Losses Incurred	7 Direct Losses Unpaid	8 Direct Defense and Cost Containment Expense Paid	9 Direct Defense and Cost Containment Expense Incurred	10 Direct Defense and Cost Containment Expense Unpaid	11 Commissions and Brokerage Expenses	12 Taxes, Licenses and Fees
	1 Direct Premiums Written	2 Direct Premiums Earned										
1. Fire.....	0	0	0	0	0	0	0	0	0	0	0	0
2.1 Allied lines.....	0	0	0	0	0	0	0	0	0	0	0	0
2.2 Multiple peril crop.....	0	0	0	0	0	0	0	0	0	0	0	0
2.3 Federal flood.....	0	0	0	0	0	0	0	0	0	0	0	0
2.4 Private crop.....	0	0	0	0	0	0	0	0	0	0	0	0
2.5 Private flood.....	0	0	0	0	0	0	0	0	0	0	0	0
3. Farmowners multiple peril.....	0	0	0	0	0	0	0	0	0	0	0	0
4. Homeowners multiple peril.....	0	0	0	0	0	0	0	0	0	0	0	0
5.1 Commercial multiple peril (non-liability portion).....	0	0	0	0	0	0	0	0	0	0	0	0
5.2 Commercial multiple peril (liability portion).....	0	0	0	0	0	0	0	0	0	0	0	0
6. Mortgage guaranty.....	0	0	0	0	0	0	0	0	0	0	0	0
8. Ocean marine.....	0	0	0	0	0	0	0	0	0	0	0	0
9. Inland marine.....	0	0	0	0	0	0	0	0	0	0	0	0
10. Financial guaranty.....	0	0	0	0	0	0	0	0	0	0	0	0
11. Medical professional liability.....	0	0	0	0	0	0	0	0	0	0	0	0
12. Earthquake.....	0	0	0	0	0	0	0	0	0	0	0	0
13. Group accident and health (b).....	0	0	0	0	0	0	0	0	0	0	0	0
14. Credit A&H (group and individual).....	0	0	0	0	0	0	0	0	0	0	0	0
15.1 Collectively renewable A&H (b).....	0	0	0	0	0	0	0	0	0	0	0	0
15.2 Non-cancelable A&H (b).....	0	0	0	0	0	0	0	0	0	0	0	0
15.3 Guaranteed renewable A&H (b).....	0	0	0	0	0	0	0	0	0	0	0	0
15.4 Non-renewable for stated reasons only (b).....	0	0	0	0	0	0	0	0	0	0	0	0
15.5 Other accident only.....	0	0	0	0	0	0	0	0	0	0	0	0
15.6 Medicare Title XVIII exempt from state taxes or fees.....	0	0	0	0	0	0	0	0	0	0	0	0
15.7 All other A&H (b).....	0	0	0	0	0	0	0	0	0	0	0	0
15.8 Federal employees health benefits plan premium.....	0	0	0	0	0	0	0	0	0	0	0	0
16. Workers' compensation.....	0	0	0	0	0	0	0	0	0	0	0	0
17.1 Other liability-occurrence.....	0	0	0	0	0	0	0	0	0	0	0	0
17.2 Other liability-claims-made.....	0	0	0	0	0	0	0	0	0	0	0	0
17.3 Excess workers' compensation.....	0	0	0	0	0	0	0	0	0	0	0	0
18. Products liability.....	0	0	0	0	0	0	0	0	0	0	0	0
19.1 Private passenger auto no-fault (personal injury protection).....	0	0	0	0	0	0	0	0	0	0	0	0
19.2 Other private passenger auto liability.....	0	0	0	0	0	0	0	0	0	0	0	0
19.3 Commercial auto no-fault (personal injury protection).....	0	0	0	0	0	0	0	0	0	0	0	0
19.4 Other commercial auto liability.....	0	0	0	0	0	0	0	0	0	0	0	0
21.1 Private passenger auto physical damage.....	0	0	0	0	0	0	0	0	0	0	0	0
21.2 Commercial auto physical damage.....	0	0	0	0	0	0	0	0	0	0	0	0
22. Aircraft (all perils).....	0	0	0	0	0	0	0	0	0	0	0	0
23. Fidelity.....	0	0	0	0	0	0	0	0	0	0	0	0
24. Surety.....	0	0	0	0	0	0	0	0	0	0	0	0
26. Burglary and theft.....	0	0	0	0	0	0	0	0	0	0	0	0
27. Boiler and machinery.....	0	0	0	0	0	0	0	0	0	0	0	0
28. Credit.....	0	0	0	0	0	0	0	0	0	0	0	0
30. Warranty.....	0	0	0	0	0	0	0	0	0	0	0	0
34. Aggregate write-ins for other lines of business.....	0	0	0	0	0	0	0	0	0	0	0	0
35. TOTALS (a).....	0	0	0	0	0	0	0	0	0	0	0	0

**DETAILS OF WRITE-INS**

3401. MISCELLANEOUS.....	0	0	0	0	0	0	0	0	0	0	0	0
3402. ....	0	0	0	0	0	0	0	0	0	0	0	0
3403. ....	0	0	0	0	0	0	0	0	0	0	0	0
3498. Summary of remaining write-ins for Line 34 from overflow page.....	0	0	0	0	0	0	0	0	0	0	0	0
3499. TOTALS (Lines 3401 through 3403 plus 3498) (Line 34 above).....	0	0	0	0	0	0	0	0	0	0	0	0

(a) Finance and service charges not included in Lines 1 to 35 \$.....0.

(b) For health business on indicated lines report: Number of persons insured under PPO managed care products.....0 and number of persons insured under indemnity only products.....0.

19.WY

**Sch. F - Pt. 1**  
**NONE**

**Sch. F - Pt. 2**  
**NONE**

**SCHEDULE F - PART 3**

Ceded Reinsurance as of December 31, Current Year (000 Omitted)

1 ID Number	2 NAIC Company Code	3 Name of Reinsurer	4 Domiciliary Jurisdiction	5 Special Code	6 Reinsurance Premiums Ceded	Reinsurance Recoverable on									Reinsurance Payable		18 Net Amount Recoverable From Reinsurers Col. 15-[16+17]	19 Funds Held By Company Under Reinsurance Treaties
						7 Paid Losses	8 Paid LAE	9 Known Case Loss Reserves	10 Known Case LAE Reserves	11 IBNR Loss Reserves	12 IBNR LAE Reserves	13 Unearned Premiums	14 Contingent Commissions	15 Cols. 7 through 14 Totals	16 Ceded Balances Payable	17 Other Amounts Due to Reinsurers		
<b>Authorized Affiliates-U.S. Non-Pool - Other</b>																		
13-2725441	26298...	Metropolitan Property and Casualty Insurance Company.....	RI.....		336,077	0	0	112,667	10,099	8,766	1,218	142,044	518	275,312	109,481	0	165,831	0
0399999	Total Authorized Affiliates - U.S. Non-Pool - Other.....				336,077	0	0	112,667	10,099	8,766	1,218	142,044	518	275,312	109,481	0	165,831	0
0499999	Total Authorized Affiliates - U.S. Non-Pool - Total.....				336,077	0	0	112,667	10,099	8,766	1,218	142,044	518	275,312	109,481	0	165,831	0
0899999	Total Authorized Affiliates.....				336,077	0	0	112,667	10,099	8,766	1,218	142,044	518	275,312	109,481	0	165,831	0
<b>Authorized Pools-Mandatory Pools</b>																		
AA-9991201	00000...	California Fair Plan.....	CA.....		7	0	0	0	0	0	0	0	0	0	0	0	0	0
1099999	Total Authorized Pools - Mandatory Pools.....				7	0	0	0	0	0	0	0	0	0	0	0	0	0
1399999	Total Authorized.....				336,084	0	0	112,667	10,099	8,766	1,218	142,044	518	275,312	109,481	0	165,831	0
4099999	Total Authorized, Unauthorized and Certified.....				336,084	0	0	112,667	10,099	8,766	1,218	142,044	518	275,312	109,481	0	165,831	0
9999999	Totals.....				336,084	0	0	112,667	10,099	8,766	1,218	142,044	518	275,312	109,481	0	165,831	0

Note: A. Report the five largest provisional commission rates included in the cedant's reinsurance treaties. The commission rate to be reported is by contract with ceded premium in excess of \$50,000.

1 Name of Reinsurer	2 Commission Rate	3 Ceded Premium
(1) .....	0.0	0
(2) .....	0.0	0
(3) .....	0.0	0
(4) .....	0.0	0
(5) .....	0.0	0

B. Report the five largest reinsurance recoverables reported in Column 15, due from any one reinsurer (based on the total recoverables, Line 9999999, Column 15), the amount of ceded premium, and indicate whether the recoverables are due from an affiliated insurer.

1 Name of Reinsurer	2 Total Recoverables	3 Ceded Premiums	4 Affiliated	
(1) Metropolitan Property and Casualty Insurance Company.....	275,312	336,077	Yes <input checked="" type="checkbox"/>	No <input type="checkbox"/>
(2) .....	0	0	Yes <input type="checkbox"/>	No <input type="checkbox"/>
(3) .....	0	0	Yes <input type="checkbox"/>	No <input type="checkbox"/>
(4) .....	0	0	Yes <input type="checkbox"/>	No <input type="checkbox"/>
(5) .....	0	0	Yes <input type="checkbox"/>	No <input type="checkbox"/>

**Sch. F - Pt. 4  
NONE**

**Sch. F - Pt. 5  
NONE**

**Sch. F - Pt. 6 - Sn. 1  
NONE**

**Sch. F - Pt. 6 - Sn. 2  
NONE**

**Sch. F - Pt. 7  
NONE**

**Sch. F - Pt. 8  
NONE**



**SCHEDULE F - PART 9**

## Restatement of Balance Sheet to Identify Net Credit for Reinsurance

	1 As Reported (Net of Ceded)	2 Restatement Adjustments	3 Restated (Gross of Ceded)
<b>ASSETS (Page 2, Col. 3)</b>			
1. Cash and invested assets (Line 12).....	31,612,183	0	31,612,183
2. Premiums and considerations (Line 15).....	109,480,964	0	109,480,964
3. Reinsurance recoverable on loss and loss adjustment expense payments (Line 16.1).....	0	0	0
4. Funds held by or deposited with reinsured companies (Line 16.2).....	0	0	0
5. Other assets.....	1,595,306	0	1,595,306
6. Net amount recoverable from reinsurers.....	0	179,560,268	179,560,268
7. Protected cell assets (Line 27).....	0	0	0
8. Totals (Line 28).....	142,688,453	179,560,268	322,248,720
<b>LIABILITIES (Page 3)</b>			
9. Losses and loss adjustment expenses (Lines 1 through 3).....	0	138,038,476	138,038,476
10. Taxes, expenses, and other obligations (Lines 4 through 8).....	17,578	7,033,884	7,051,462
11. Unearned premiums (Line 9).....	0	142,044,275	142,044,275
12. Advance premiums (Line 10).....	0	1,924,597	1,924,597
13. Dividends declared and unpaid (Line 11.1 and 11.2).....	0	0	0
14. Ceded reinsurance premiums payable (net of ceding commissions) (Line 12).....	109,480,963	(109,480,963)	0
15. Funds held by company under reinsurance treaties (Line 13).....	0	0	0
16. Amounts withheld or retained by company for account of others (Line 14).....	0	0	0
17. Provision for reinsurance (Line 16).....	0	0	0
18. Other liabilities.....	632,278	0	632,278
19. Total liabilities excluding protected cell business (Line 26).....	110,130,819	179,560,268	289,691,087
20. Protected cell liabilities (Line 27).....	0	0	0
21. Surplus as regards policyholders (Line 37).....	32,557,633	XXX	32,557,633
22. Totals (Line 38).....	142,688,452	179,560,268	322,248,720

NOTE: Is the restatement of this exhibit the result of grossing up balances ceded to affiliates under 100 percent reinsurance or pooling arrangements?..Yes [ X ] No [ ]

If yes, give full explanation:

Effective January 1, 2001, the Company's parent entered into a 100% Restated Quota Share Reinsurance Agreement with its subsidiary companies. The Restated Quota Share

Reinsurance Treaty provides that the subsidiary companies obligate themselves to cede, and the parent obligates itself to accept, a 100% interest in each of the subsidiaries'

gross net liabilities and its premiums, losses, expenses, payment fees, dividends and direct agents balance.

**Sch. H - Pt. 1  
NONE**

**Sch. H - Pt. 2  
NONE**

**Sch. H - Pt. 3  
NONE**

**Sch. H - Pt. 4  
NONE**

**Sch. H - Pt. 5  
NONE**

**SCHEDULE P - PART 1A - HOMEOWNERS/FARMOWNERS**

(\$000 omitted)

Years in Which Premiums Were Earned and Losses Were Incurred	Premiums Earned			Loss and Loss Expense Payments						10 Salvage and Subrogation Received	11 Total Net Paid (Cols. 4 - 5 + 6 - 7 + 8 - 9)	12 Number of Claims Reported-Direct and Assumed
	1 Direct and Assumed	2 Ceded	3 Net (Cols. 1 - 2)	Loss Payments		Defense and Cost Containment Payments		Adjusting and Other Payments				
				4 Direct and Assumed	5 Ceded	6 Direct and Assumed	7 Ceded	8 Direct and Assumed	9 Ceded			
1. Prior.....	XXX.....	XXX.....	XXX.....	(0).....	(0).....	0.....	0.....	0.....	0.....	0.....	0.....	XXX.....
2. 2007.....	21,142.....	21,142.....	0.....	14,871.....	14,871.....	167.....	167.....	446.....	446.....	0.....	0.....	2,465.....
3. 2008.....	21,958.....	21,958.....	0.....	10,015.....	10,015.....	86.....	86.....	433.....	433.....	0.....	0.....	3,061.....
4. 2009.....	22,855.....	22,855.....	0.....	10,825.....	10,825.....	20.....	20.....	515.....	515.....	0.....	0.....	3,497.....
5. 2010.....	23,997.....	23,997.....	0.....	13,826.....	13,826.....	186.....	186.....	460.....	460.....	0.....	0.....	3,302.....
6. 2011.....	26,546.....	26,546.....	0.....	18,896.....	18,896.....	388.....	388.....	682.....	682.....	0.....	0.....	4,323.....
7. 2012.....	30,409.....	30,409.....	0.....	24,823.....	24,823.....	94.....	94.....	799.....	799.....	0.....	0.....	5,579.....
8. 2013.....	36,820.....	36,820.....	0.....	20,707.....	20,707.....	123.....	123.....	526.....	526.....	0.....	0.....	4,069.....
9. 2014.....	43,381.....	43,381.....	0.....	35,651.....	35,651.....	157.....	157.....	1,151.....	1,151.....	0.....	0.....	6,443.....
10. 2015.....	48,474.....	48,474.....	0.....	29,664.....	29,664.....	121.....	121.....	934.....	934.....	0.....	0.....	4,865.....
11. 2016.....	51,910.....	51,910.....	0.....	31,040.....	31,040.....	65.....	65.....	1,032.....	1,032.....	0.....	0.....	5,675.....
12. Totals.....	XXX.....	XXX.....	XXX.....	210,318.....	210,318.....	1,408.....	1,408.....	6,977.....	6,977.....	0.....	0.....	XXX.....

	Losses Unpaid				Defense and Cost Containment Unpaid				Adjusting and Other Unpaid		23 Salvage and Subrogation Anticipated	24 Total Net Losses and Expenses Unpaid	25 Number of Claims Outstanding-Direct and Assumed
	Case Basis		Bulk + IBNR		Case Basis		Bulk + IBNR		21 Direct and Assumed	22 Ceded			
	13 Direct and Assumed	14 Ceded	15 Direct and Assumed	16 Ceded	17 Direct and Assumed	18 Ceded	19 Direct and Assumed	20 Ceded					
1. Prior.....	0.....	0.....	0.....	0.....	0.....	0.....	0.....	0.....	0.....	0.....	0.....	0.....	0.....
2. 2007.....	0.....	0.....	0.....	0.....	0.....	0.....	0.....	0.....	0.....	0.....	0.....	0.....	0.....
3. 2008.....	0.....	0.....	0.....	0.....	0.....	0.....	0.....	0.....	0.....	0.....	0.....	0.....	0.....
4. 2009.....	0.....	0.....	0.....	0.....	0.....	0.....	0.....	0.....	0.....	0.....	0.....	0.....	0.....
5. 2010.....	0.....	0.....	41.....	41.....	0.....	0.....	1.....	1.....	4.....	4.....	0.....	0.....	0.....
6. 2011.....	0.....	0.....	30.....	30.....	0.....	0.....	1.....	1.....	4.....	4.....	0.....	0.....	0.....
7. 2012.....	0.....	0.....	90.....	90.....	0.....	0.....	3.....	3.....	10.....	10.....	0.....	0.....	0.....
8. 2013.....	81.....	81.....	129.....	129.....	7.....	7.....	5.....	5.....	36.....	36.....	0.....	0.....	4.....
9. 2014.....	592.....	592.....	448.....	448.....	49.....	49.....	18.....	18.....	202.....	202.....	0.....	0.....	20.....
10. 2015.....	459.....	459.....	858.....	858.....	19.....	19.....	28.....	28.....	142.....	142.....	0.....	0.....	20.....
11. 2016.....	3,596.....	3,596.....	2,510.....	2,510.....	143.....	143.....	87.....	87.....	692.....	692.....	0.....	0.....	331.....
12. Totals.....	4,728.....	4,728.....	4,107.....	4,107.....	219.....	219.....	145.....	145.....	1,089.....	1,089.....	0.....	0.....	375.....

	Total Losses and Loss Expenses Incurred			Loss and Loss Expense Percentage (Incurred/Premiums Earned)			Nontabular Discount		34 Inter-Company Pooling Participation Percentage	Net Balance Sheet Reserves after Discount	
	26 Direct and Assumed	27 Ceded	28 Net	29 Direct and Assumed	30 Ceded	31 Net	32 Loss	33 Loss Expense		35 Losses Unpaid	36 Loss Expenses Unpaid
1. Prior.....	XXX.....	XXX.....	XXX.....	XXX.....	XXX.....	XXX.....	0.....	0.....	XXX.....	0.....	0.....
2. 2007.....	15,484.....	15,484.....	0.....	73.2.....	73.2.....	0.0.....	0.....	0.....	0.00.....	0.....	0.....
3. 2008.....	10,534.....	10,534.....	0.....	48.0.....	48.0.....	0.0.....	0.....	0.....	0.00.....	0.....	0.....
4. 2009.....	11,360.....	11,360.....	0.....	49.7.....	49.7.....	0.0.....	0.....	0.....	0.00.....	0.....	0.....
5. 2010.....	14,519.....	14,519.....	0.....	60.5.....	60.5.....	0.0.....	0.....	0.....	0.00.....	0.....	0.....
6. 2011.....	20,002.....	20,002.....	0.....	75.3.....	75.3.....	0.0.....	0.....	0.....	0.00.....	0.....	0.....
7. 2012.....	25,820.....	25,820.....	0.....	84.9.....	84.9.....	0.0.....	0.....	0.....	0.00.....	0.....	0.....
8. 2013.....	21,614.....	21,614.....	0.....	58.7.....	58.7.....	0.0.....	0.....	0.....	0.00.....	0.....	0.....
9. 2014.....	38,269.....	38,269.....	0.....	88.2.....	88.2.....	0.0.....	0.....	0.....	0.00.....	0.....	0.....
10. 2015.....	32,225.....	32,225.....	0.....	66.5.....	66.5.....	0.0.....	0.....	0.....	0.00.....	0.....	0.....
11. 2016.....	39,165.....	39,165.....	0.....	75.4.....	75.4.....	0.0.....	0.....	0.....	0.00.....	0.....	0.....
12. Totals.....	XXX.....	XXX.....	XXX.....	XXX.....	XXX.....	XXX.....	0.....	0.....	XXX.....	0.....	0.....

**SCHEDULE P - PART 1B - PRIVATE PASSENGER AUTO LIABILITY/MEDICAL**

(\$000 omitted)

Years in Which Premiums Were Earned and Losses Were Incurred	Premiums Earned			Loss and Loss Expense Payments						10 Salvage and Subrogation Received	11 Total Net Paid (Cols. 4 - 5 + 6 - 7 + 8 - 9)	12 Number of Claims Reported-Direct and Assumed
	1 Direct and Assumed	2 Ceded	3 Net (Cols. 1 - 2)	Loss Payments		Defense and Cost Containment Payments		Adjusting and Other Payments				
				4 Direct and Assumed	5 Ceded	6 Direct and Assumed	7 Ceded	8 Direct and Assumed	9 Ceded			
1. Prior.....	XXX	XXX	XXX	415	415	7	7	2	2	0	0	XXX
2. 2007.....	100,509	100,509	0	64,636	64,636	4,132	4,132	1,356	1,356	0	0	18,956
3. 2008.....	101,235	101,235	0	65,080	65,080	3,211	3,211	1,087	1,087	0	0	18,001
4. 2009.....	102,312	102,312	0	84,134	84,134	4,716	4,716	1,319	1,319	0	0	19,538
5. 2010.....	108,715	108,715	0	75,794	75,794	3,834	3,834	1,185	1,185	0	0	22,462
6. 2011.....	120,885	120,885	0	81,159	81,159	3,970	3,970	1,510	1,510	0	0	24,579
7. 2012.....	128,692	128,692	0	86,694	86,694	4,661	4,661	1,739	1,739	0	0	24,517
8. 2013.....	143,169	143,169	0	87,359	87,359	3,871	3,871	1,761	1,761	0	0	25,684
9. 2014.....	150,720	150,720	0	86,979	86,979	2,981	2,981	1,417	1,417	0	0	25,219
10. 2015.....	146,815	146,815	0	72,370	72,370	1,234	1,234	985	985	0	0	25,792
11. 2016.....	151,361	151,361	0	44,476	44,476	223	223	532	532	0	0	43,952
12. Totals.....	XXX	XXX	XXX	749,096	749,096	32,839	32,839	12,892	12,892	0	0	XXX

	Losses Unpaid				Defense and Cost Containment Unpaid				Adjusting and Other Unpaid		23 Salvage and Subrogation Anticipated	24 Total Net Losses and Expenses Unpaid	25 Number of Claims Outstanding-Direct and Assumed
	Case Basis		Bulk + IBNR		Case Basis		Bulk + IBNR		21 Direct and Assumed	22 Ceded			
	13 Direct and Assumed	14 Ceded	15 Direct and Assumed	16 Ceded	17 Direct and Assumed	18 Ceded	19 Direct and Assumed	20 Ceded					
1. Prior.....	2,765	2,765	1,297	1,297	730	730	344	344	460	460	0	0	1
2. 2007.....	106	106	(4)	(4)	11	11	0	0	5	5	0	0	3
3. 2008.....	361	361	160	160	86	86	40	40	52	52	0	0	0
4. 2009.....	95	95	60	60	8	8	6	6	4	4	0	0	0
5. 2010.....	361	361	219	219	54	54	35	35	38	38	0	0	0
6. 2011.....	380	380	187	187	43	43	22	22	29	29	0	0	2
7. 2012.....	956	956	545	545	132	132	87	87	85	85	0	0	7
8. 2013.....	4,382	4,382	826	826	503	503	138	138	222	222	0	0	34
9. 2014.....	10,654	10,654	1,789	1,789	1,005	1,005	213	213	379	379	0	0	149
10. 2015.....	18,777	18,777	5,329	5,329	1,735	1,735	575	575	715	715	0	0	1,438
11. 2016.....	46,291	46,291	15,246	15,246	3,753	3,753	1,330	1,330	1,876	1,876	0	0	24,568
12. Totals.....	85,127	85,127	25,654	25,654	8,060	8,060	2,791	2,791	3,864	3,864	0	0	26,202

	Total Losses and Loss Expenses Incurred			Loss and Loss Expense Percentage (Incurred/Premiums Earned)			Nontabular Discount		34 Inter-Company Pooling Participation Percentage	Net Balance Sheet Reserves after Discount	
	26 Direct and Assumed	27 Ceded	28 Net	29 Direct and Assumed	30 Ceded	31 Net	32 Loss	33 Loss Expense		35 Losses Unpaid	36 Loss Expenses Unpaid
1. Prior.....	XXX	XXX	XXX	XXX	XXX	XXX	0	0	XXX	0	0
2. 2007.....	70,241	70,241	0	69.9	69.9	0.0	0	0	0.00	0	0
3. 2008.....	70,076	70,076	0	69.2	69.2	0.0	0	0	0.00	0	0
4. 2009.....	90,343	90,343	0	88.3	88.3	0.0	0	0	0.00	0	0
5. 2010.....	81,519	81,519	0	75.0	75.0	0.0	0	0	0.00	0	0
6. 2011.....	87,300	87,300	0	72.2	72.2	0.0	0	0	0.00	0	0
7. 2012.....	94,898	94,898	0	73.7	73.7	0.0	0	0	0.00	0	0
8. 2013.....	99,062	99,062	0	69.2	69.2	0.0	0	0	0.00	0	0
9. 2014.....	105,417	105,417	0	69.9	69.9	0.0	0	0	0.00	0	0
10. 2015.....	101,720	101,720	0	69.3	69.3	0.0	0	0	0.00	0	0
11. 2016.....	113,727	113,727	0	75.1	75.1	0.0	0	0	0.00	0	0
12. Totals.....	XXX	XXX	XXX	XXX	XXX	XXX	0	0	XXX	0	0

**Sch. P - Pt. 1C**  
**NONE**

**Sch. P - Pt. 1D**  
**NONE**

**SCHEDULE P - PART 1E - COMMERCIAL MULTIPLE PERIL**

(\$000 omitted)

Years in Which Premiums Were Earned and Losses Were Incurred	Premiums Earned			Loss and Loss Expense Payments						10 Salvage and Subrogation Received	11 Total Net Paid (Cols. 4 - 5 + 6 - 7 + 8 - 9)	12 Number of Claims Reported-Direct and Assumed
	1 Direct and Assumed	2 Ceded	3 Net (Cols. 1 - 2)	Loss Payments		Defense and Cost Containment Payments		Adjusting and Other Payments				
				4 Direct and Assumed	5 Ceded	6 Direct and Assumed	7 Ceded	8 Direct and Assumed	9 Ceded			
1. Prior.....	XXX	XXX	XXX	0	0	0	0	0	0	0	0	XXX
2. 2007.....	0	0	0	0	0	0	0	0	0	0	0	0
3. 2008.....	0	0	0	0	0	0	0	0	0	0	0	0
4. 2009.....	0	0	0	0	0	0	0	0	0	0	0	0
5. 2010.....	0	0	0	0	0	0	0	0	0	0	0	0
6. 2011.....	0	0	0	0	0	0	0	0	0	0	0	0
7. 2012.....	0	0	0	0	0	0	0	0	0	0	0	0
8. 2013.....	0	0	0	0	0	0	0	0	0	0	0	0
9. 2014.....	0	0	0	0	0	0	0	0	0	0	0	0
10. 2015.....	142	142	0	521	521	0	0	3	3	0	0	7
11. 2016.....	659	659	0	161	161	0	0	6	6	0	0	27
12. Totals.....	XXX	XXX	XXX	682	682	0	0	9	9	0	0	XXX

	Losses Unpaid				Defense and Cost Containment Unpaid				Adjusting and Other Unpaid		23 Salvage and Subrogation Anticipated	24 Total Net Losses and Expenses Unpaid	25 Number of Claims Outstanding-Direct and Assumed
	Case Basis		Bulk + IBNR		Case Basis		Bulk + IBNR		21 Direct and Assumed	22 Ceded			
	13 Direct and Assumed	14 Ceded	15 Direct and Assumed	16 Ceded	17 Direct and Assumed	18 Ceded	19 Direct and Assumed	20 Ceded					
1. Prior.....	0	0	0	0	0	0	0	0	0	0	0	0	0
2. 2007.....	0	0	0	0	0	0	0	0	0	0	0	0	0
3. 2008.....	0	0	0	0	0	0	0	0	0	0	0	0	0
4. 2009.....	0	0	0	0	0	0	0	0	0	0	0	0	0
5. 2010.....	0	0	0	0	0	0	0	0	0	0	0	0	0
6. 2011.....	0	0	0	0	0	0	0	0	0	0	0	0	0
7. 2012.....	0	0	0	0	0	0	0	0	0	0	0	0	0
8. 2013.....	0	0	0	0	0	0	0	0	0	0	0	0	0
9. 2014.....	0	0	0	0	0	0	0	0	0	0	0	0	0
10. 2015.....	0	0	(336)	(336)	0	0	12	12	5	5	0	0	3
11. 2016.....	176	176	233	233	0	0	13	13	2	2	0	0	12
12. Totals.....	176	176	(103)	(103)	0	0	25	25	7	7	0	0	15

	Total Losses and Loss Expenses Incurred			Loss and Loss Expense Percentage (Incurred/Premiums Earned)			Nontabular Discount		34 Inter-Company Pooling Participation Percentage	Net Balance Sheet Reserves after Discount	
	26 Direct and Assumed	27 Ceded	28 Net	29 Direct and Assumed	30 Ceded	31 Net	32 Loss	33 Loss Expense		35 Losses Unpaid	36 Loss Expenses Unpaid
1. Prior.....	XXX	XXX	XXX	XXX	XXX	XXX	0	0	XXX	0	0
2. 2007.....	0	0	0	0.0	0.0	0.0	0	0	0.00	0	0
3. 2008.....	0	0	0	0.0	0.0	0.0	0	0	0.00	0	0
4. 2009.....	0	0	0	0.0	0.0	0.0	0	0	0.00	0	0
5. 2010.....	0	0	0	0.0	0.0	0.0	0	0	0.00	0	0
6. 2011.....	0	0	0	0.0	0.0	0.0	0	0	0.00	0	0
7. 2012.....	0	0	0	0.0	0.0	0.0	0	0	0.00	0	0
8. 2013.....	0	0	0	0.0	0.0	0.0	0	0	0.00	0	0
9. 2014.....	0	0	0	0.0	0.0	0.0	0	0	0.00	0	0
10. 2015.....	205	205	0	144.4	144.4	0.0	0	0	0.00	0	0
11. 2016.....	591	591	0	89.7	89.7	0.0	0	0	0.00	0	0
12. Totals.....	XXX	XXX	XXX	XXX	XXX	XXX	0	0	XXX	0	0

**Sch. P - Pt. 1F - Sn. 1**  
**NONE**

**Sch. P - Pt. 1F - Sn. 2**  
**NONE**

**Sch. P - Pt. 1G**  
**NONE**

**SCHEDULE P - PART 1H - SECTION 1 - OTHER LIABILITY - OCCURRENCE**

(\$000 omitted)

Years in Which Premiums Were Earned and Losses Were Incurred	Premiums Earned			Loss and Loss Expense Payments						10 Salvage and Subrogation Received	11 Total Net Paid (Cols. 4 - 5 + 6 - 7 + 8 - 9)	12 Number of Claims Reported-Direct and Assumed
	1 Direct and Assumed	2 Ceded	3 Net (Cols. 1 - 2)	Loss Payments		Defense and Cost Containment Payments		Adjusting and Other Payments				
				4 Direct and Assumed	5 Ceded	6 Direct and Assumed	7 Ceded	8 Direct and Assumed	9 Ceded			
1. Prior.....	XXX	XXX	XXX	0	0	0	0	0	0	0	0	XXX
2. 2007.....	130	130	0	0	0	0	0	0	0	0	0	0
3. 2008.....	158	158	0	70	70	16	16	0	0	0	0	3
4. 2009.....	188	188	0	0	0	0	0	0	0	0	0	2
5. 2010.....	244	244	0	1,038	1,038	(0)	(0)	0	0	0	0	3
6. 2011.....	341	341	0	0	0	0	0	0	0	0	0	0
7. 2012.....	420	420	0	0	0	0	0	0	0	0	0	2
8. 2013.....	519	519	0	200	200	11	11	1	1	0	0	5
9. 2014.....	601	601	0	0	0	7	7	0	0	0	0	1
10. 2015.....	634	634	0	0	0	0	0	0	0	0	0	0
11. 2016.....	663	663	0	0	0	0	0	0	0	0	0	3
12. Totals.....	XXX	XXX	XXX	1,308	1,308	34	34	1	1	0	0	XXX

	Losses Unpaid				Defense and Cost Containment Unpaid				Adjusting and Other Unpaid		23 Salvage and Subrogation Anticipated	24 Total Net Losses and Expenses Unpaid	25 Number of Claims Outstanding-Direct and Assumed
	Case Basis		Bulk + IBNR		Case Basis		Bulk + IBNR		21 Direct and Assumed	22 Ceded			
	13 Direct and Assumed	14 Ceded	15 Direct and Assumed	16 Ceded	17 Direct and Assumed	18 Ceded	19 Direct and Assumed	20 Ceded					
1. Prior.....	0	0	0	0	0	0	0	0	0	0	0	0	0
2. 2007.....	0	0	0	0	0	0	0	0	0	0	0	0	0
3. 2008.....	0	0	0	0	0	0	0	0	0	0	0	0	0
4. 2009.....	0	0	0	0	0	0	0	0	0	0	0	0	0
5. 2010.....	0	0	0	0	0	0	0	0	0	0	0	0	0
6. 2011.....	0	0	0	0	0	0	0	0	0	0	0	0	0
7. 2012.....	0	0	0	0	0	0	0	0	0	0	0	0	0
8. 2013.....	0	0	13	13	0	0	0	0	0	0	0	0	0
9. 2014.....	74	74	45	45	0	0	0	0	0	0	0	0	1
10. 2015.....	0	0	97	97	0	0	1	1	0	0	0	0	0
11. 2016.....	638	638	252	252	4	4	2	2	1	1	0	0	3
12. Totals.....	713	713	407	407	4	4	2	2	1	1	0	0	4

	Total Losses and Loss Expenses Incurred			Loss and Loss Expense Percentage (Incurred/Premiums Earned)			Nontabular Discount		34 Inter-Company Pooling Participation Percentage	Net Balance Sheet Reserves after Discount	
	26 Direct and Assumed	27 Ceded	28 Net	29 Direct and Assumed	30 Ceded	31 Net	32 Loss	33 Loss Expense		35 Losses Unpaid	36 Loss Expenses Unpaid
1. Prior.....	XXX	XXX	XXX	XXX	XXX	XXX	0	0	XXX	0	0
2. 2007.....	0	0	0	0.0	0.0	0.0	0	0	0.00	0	0
3. 2008.....	86	86	0	54.4	54.4	0.0	0	0	0.00	0	0
4. 2009.....	0	0	0	0.0	0.0	0.0	0	0	0.00	0	0
5. 2010.....	1,038	1,038	0	425.4	425.4	0.0	0	0	0.00	0	0
6. 2011.....	0	0	0	0.0	0.0	0.0	0	0	0.00	0	0
7. 2012.....	0	0	0	0.0	0.0	0.0	0	0	0.00	0	0
8. 2013.....	225	225	0	43.4	43.4	0.0	0	0	0.00	0	0
9. 2014.....	127	127	0	21.1	21.1	0.0	0	0	0.00	0	0
10. 2015.....	98	98	0	15.4	15.4	0.0	0	0	0.00	0	0
11. 2016.....	896	896	0	135.2	135.2	0.0	0	0	0.00	0	0
12. Totals.....	XXX	XXX	XXX	XXX	XXX	XXX	0	0	XXX	0	0



**SCHEDULE P - PART 1H - SECTION 2 - OTHER LIABILITY - CLAIMS-MADE**

(\$000 omitted)

Years in Which Premiums Were Earned and Losses Were Incurred	Premiums Earned			Loss and Loss Expense Payments						10 Salvage and Subrogation Received	11 Total Net Paid (Cols. 4 - 5 + 6 - 7 + 8 - 9)	12 Number of Claims Reported-Direct and Assumed
	1 Direct and Assumed	2 Ceded	3 Net (Cols. 1 - 2)	Loss Payments		Defense and Cost Containment Payments		Adjusting and Other Payments				
				4 Direct and Assumed	5 Ceded	6 Direct and Assumed	7 Ceded	8 Direct and Assumed	9 Ceded			
1. Prior.....	XXX.....	XXX.....	XXX.....	0.....	0.....	0.....	0.....	0.....	0.....	0.....	0.....	XXX.....
2. 2007.....	0.....	0.....	0.....	0.....	0.....	0.....	0.....	0.....	0.....	0.....	0.....	0.....
3. 2008.....	0.....	0.....	0.....	0.....	0.....	0.....	0.....	0.....	0.....	0.....	0.....	0.....
4. 2009.....	0.....	0.....	0.....	0.....	0.....	0.....	0.....	0.....	0.....	0.....	0.....	0.....
5. 2010.....	0.....	0.....	0.....	0.....	0.....	0.....	0.....	0.....	0.....	0.....	0.....	0.....
6. 2011.....	0.....	0.....	0.....	0.....	0.....	0.....	0.....	0.....	0.....	0.....	0.....	0.....
7. 2012.....	0.....	0.....	0.....	0.....	0.....	0.....	0.....	0.....	0.....	0.....	0.....	0.....
8. 2013.....	0.....	0.....	0.....	0.....	0.....	0.....	0.....	0.....	0.....	0.....	0.....	0.....
9. 2014.....	0.....	0.....	0.....	0.....	0.....	0.....	0.....	0.....	0.....	0.....	0.....	0.....
10. 2015.....	0.....	0.....	0.....	0.....	0.....	0.....	0.....	0.....	0.....	0.....	0.....	0.....
11. 2016.....	0.....	0.....	0.....	0.....	0.....	0.....	0.....	0.....	0.....	0.....	0.....	0.....
12. Totals.....	XXX.....	XXX.....	XXX.....	0.....	0.....	0.....	0.....	0.....	0.....	0.....	0.....	XXX.....

	Losses Unpaid				Defense and Cost Containment Unpaid				Adjusting and Other Unpaid		23 Salvage and Subrogation Anticipated	24 Total Net Losses and Expenses Unpaid	25 Number of Claims Outstanding-Direct and Assumed
	Case Basis		Bulk + IBNR		Case Basis		Bulk + IBNR		21 Direct and Assumed	22 Ceded			
	13 Direct and Assumed	14 Ceded	15 Direct and Assumed	16 Ceded	17 Direct and Assumed	18 Ceded	19 Direct and Assumed	20 Ceded					
1. Prior.....	0.....	0.....	0.....	0.....	0.....	0.....	0.....	0.....	0.....	0.....	0.....	0.....	0.....
2. 2007.....	0.....	0.....	0.....	0.....	0.....	0.....	0.....	0.....	0.....	0.....	0.....	0.....	0.....
3. 2008.....	0.....	0.....	0.....	0.....	0.....	0.....	0.....	0.....	0.....	0.....	0.....	0.....	0.....
4. 2009.....	0.....	0.....	0.....	0.....	0.....	0.....	0.....	0.....	0.....	0.....	0.....	0.....	0.....
5. 2010.....	0.....	0.....	0.....	0.....	0.....	0.....	0.....	0.....	0.....	0.....	0.....	0.....	0.....
6. 2011.....	0.....	0.....	0.....	0.....	0.....	0.....	0.....	0.....	0.....	0.....	0.....	0.....	0.....
7. 2012.....	0.....	0.....	0.....	0.....	0.....	0.....	0.....	0.....	0.....	0.....	0.....	0.....	0.....
8. 2013.....	0.....	0.....	0.....	0.....	0.....	0.....	0.....	0.....	0.....	0.....	0.....	0.....	0.....
9. 2014.....	0.....	0.....	0.....	0.....	0.....	0.....	0.....	0.....	0.....	0.....	0.....	0.....	0.....
10. 2015.....	0.....	0.....	0.....	0.....	0.....	0.....	0.....	0.....	0.....	0.....	0.....	0.....	0.....
11. 2016.....	0.....	0.....	0.....	0.....	0.....	0.....	0.....	0.....	0.....	0.....	0.....	0.....	0.....
12. Totals.....	0.....	0.....	0.....	0.....	0.....	0.....	0.....	0.....	0.....	0.....	0.....	0.....	0.....

NONE

	Total Losses and Loss Expenses Incurred			Loss and Loss Expense Percentage (Incurred/Premiums Earned)			Nontabular Discount		34 Inter-Company Pooling Participation Percentage	Net Balance Sheet Reserves after Discount	
	26 Direct and Assumed	27 Ceded	28 Net	29 Direct and Assumed	30 Ceded	31 Net	32 Loss	33 Loss Expense		35 Losses Unpaid	36 Loss Expenses Unpaid
1. Prior.....	XXX.....	XXX.....	XXX.....	XXX.....	XXX.....	XXX.....	0.....	0.....	XXX.....	0.....	0.....
2. 2007.....	0.....	0.....	0.....	0.....	0.....	0.....	0.....	0.....	0.00	0.....	0.....
3. 2008.....	0.....	0.....	0.....	0.....	0.....	0.....	0.....	0.....	0.00	0.....	0.....
4. 2009.....	0.....	0.....	0.....	0.....	0.....	0.....	0.....	0.....	0.00	0.....	0.....
5. 2010.....	0.....	0.....	0.....	0.....	0.....	0.....	0.....	0.....	0.00	0.....	0.....
6. 2011.....	0.....	0.....	0.....	0.....	0.....	0.....	0.....	0.....	0.00	0.....	0.....
7. 2012.....	0.....	0.....	0.....	0.....	0.....	0.....	0.....	0.....	0.00	0.....	0.....
8. 2013.....	0.....	0.....	0.....	0.....	0.....	0.....	0.....	0.....	0.00	0.....	0.....
9. 2014.....	0.....	0.....	0.....	0.....	0.....	0.....	0.....	0.....	0.00	0.....	0.....
10. 2015.....	0.....	0.....	0.....	0.....	0.....	0.....	0.....	0.....	0.00	0.....	0.....
11. 2016.....	0.....	0.....	0.....	0.....	0.....	0.....	0.....	0.....	0.00	0.....	0.....
12. Totals.....	XXX.....	XXX.....	XXX.....	XXX.....	XXX.....	XXX.....	0.....	0.....	XXX.....	0.....	0.....

**SCHEDULE P - PART 11 - SPECIAL PROPERTY (FIRE, ALLIED LINES, INLAND MARINE,  
EARTHQUAKE, BURGLARY AND THEFT)**  
(\$000 omitted)

Years in Which Premiums Were Earned and Losses Were Incurred	Premiums Earned			Loss and Loss Expense Payments						12 Number of Claims Reported- Direct and Assumed		
	1  Direct and Assumed	2  Ceded	3  Net (Cols. 1 - 2)	Loss Payments		Defense and Cost Containment Payments		Adjusting and Other Payments			10  Salvage and Subrogation Received	11  Total Net Paid (Cols. 4 - 5 + 6 - 7 + 8 - 9)
				4  Direct and Assumed	5  Ceded	6  Direct and Assumed	7  Ceded	8  Direct and Assumed	9  Ceded			
1. Prior.....	.....XXX.....	.....XXX.....	.....XXX.....	.....6.....	.....6.....	.....0.....	.....0.....	.....0.....	.....0.....	.....0.....	.....0.....	.....XXX.....
2. 2015.....	.....3,119.....	.....3,119.....	.....0.....	.....385.....	.....385.....	.....4.....	.....4.....	.....4.....	.....4.....	.....0.....	.....0.....	.....XXX.....
3. 2016.....	.....3,311.....	.....3,311.....	.....0.....	.....289.....	.....289.....	.....3.....	.....3.....	.....3.....	.....3.....	.....0.....	.....0.....	.....XXX.....
4. Totals....	.....XXX.....	.....XXX.....	.....XXX.....	.....680.....	.....680.....	.....8.....	.....8.....	.....7.....	.....7.....	.....0.....	.....0.....	.....XXX.....

	Losses Unpaid				Defense and Cost Containment Unpaid				Adjusting and Other Unpaid		23  Salvage and Subrogation Anticipated	24  Total Net Losses and Expenses Unpaid	25  Number of Claims Outstanding- Direct and Assumed
	Case Basis		Bulk + IBNR		Case Basis		Bulk + IBNR		21  Direct and Assumed	22  Ceded			
	13  Direct and Assumed	14  Ceded	15  Direct and Assumed	16  Ceded	17  Direct and Assumed	18  Ceded	19  Direct and Assumed	20  Ceded					
1. Prior.....	.....0.....	.....0.....	.....49.....	.....49.....	.....0.....	.....0.....	.....1.....	.....1.....	.....4.....	.....4.....	.....0.....	.....0.....	.....0.....
2. 2015.....	.....4.....	.....4.....	.....44.....	.....44.....	.....1.....	.....1.....	.....1.....	.....1.....	.....3.....	.....3.....	.....0.....	.....0.....	.....0.....
3. 2016.....	.....29.....	.....29.....	.....104.....	.....104.....	.....2.....	.....2.....	.....3.....	.....3.....	.....9.....	.....9.....	.....0.....	.....0.....	.....2.....
4. Totals..	.....33.....	.....33.....	.....197.....	.....197.....	.....3.....	.....3.....	.....5.....	.....5.....	.....16.....	.....16.....	.....0.....	.....0.....	.....2.....

	Total Losses and Loss Expenses Incurred			Loss and Loss Expense Percentage (Incurred/Premiums Earned)			Nontabular Discount		34  Inter-Company Pooling Participation Percentage	Net Balance Sheet Reserves after Discount	
	26  Direct and Assumed	27  Ceded	28  Net	29  Direct and Assumed	30  Ceded	31  Net	32  Loss	33  Loss Expense		35  Losses Unpaid	36  Loss Expenses Unpaid
1. Prior..	.....XXX.....	.....XXX.....	.....XXX.....	.....XXX.....	.....XXX.....	.....XXX.....	.....0.....	.....0.....	.....XXX.....	.....0.....	.....0.....
2. 2015..	.....446.....	.....446.....	.....0.....	.....14.3.....	.....14.3.....	.....0.0.....	.....0.....	.....0.....	.....0.00.....	.....0.....	.....0.....
3. 2016..	.....443.....	.....443.....	.....0.....	.....13.4.....	.....13.4.....	.....0.0.....	.....0.....	.....0.....	.....0.00.....	.....0.....	.....0.....
4. Totals	.....XXX.....	.....XXX.....	.....XXX.....	.....XXX.....	.....XXX.....	.....XXX.....	.....0.....	.....0.....	.....XXX.....	.....0.....	.....0.....

**SCHEDULE P - PART 1J - AUTO PHYSICAL DAMAGE**

(\$000 omitted)

Years in Which Premiums Were Earned and Losses Were Incurred	Premiums Earned			Loss and Loss Expense Payments						10 Salvage and Subrogation Received	11 Total Net Paid (Cols. 4 - 5 + 6 - 7 + 8 - 9)	12 Number of Claims Reported-Direct and Assumed
	1 Direct and Assumed	2 Ceded	3 Net (Cols. 1 - 2)	Loss Payments		Defense and Cost Containment Payments		Adjusting and Other Payments				
				4 Direct and Assumed	5 Ceded	6 Direct and Assumed	7 Ceded	8 Direct and Assumed	9 Ceded			
1. Prior.....	.....XXX.....	.....XXX.....	.....XXX.....	.....(201).....	.....(201).....	.....22.....	.....22.....	.....4.....	.....4.....	.....0.....	.....0.....	.....XXX.....
2. 2015.....	.....106,049.....	.....106,049.....	.....0.....	.....61,217.....	.....61,217.....	.....288.....	.....288.....	.....1,208.....	.....1,208.....	.....0.....	.....0.....	.....51,208.....
3. 2016.....	.....116,121.....	.....116,121.....	.....0.....	.....71,016.....	.....71,016.....	.....142.....	.....142.....	.....959.....	.....959.....	.....0.....	.....0.....	.....56,082.....
4. Totals.....	.....XXX.....	.....XXX.....	.....XXX.....	.....132,032.....	.....132,032.....	.....451.....	.....451.....	.....2,171.....	.....2,171.....	.....0.....	.....0.....	.....XXX.....

	Losses Unpaid				Defense and Cost Containment Unpaid				Adjusting and Other Unpaid		23 Salvage and Subrogation Anticipated	24 Total Net Losses and Expenses Unpaid	25 Number of Claims Outstanding-Direct and Assumed
	Case Basis		Bulk + IBNR		Case Basis		Bulk + IBNR		21 Direct and Assumed	22 Ceded			
	13 Direct and Assumed	14 Ceded	15 Direct and Assumed	16 Ceded	17 Direct and Assumed	18 Ceded	19 Direct and Assumed	20 Ceded					
1. Prior.....	.....158.....	.....158.....	.....(111).....	.....(111).....	.....(1).....	.....(1).....	.....2.....	.....2.....	.....3.....	.....3.....	.....0.....	.....0.....	.....15.....
2. 2015.....	.....39.....	.....39.....	.....(224).....	.....(224).....	.....(1).....	.....(1).....	.....5.....	.....5.....	.....22.....	.....22.....	.....0.....	.....0.....	.....7.....
3. 2016.....	.....7,165.....	.....7,165.....	.....(6,634).....	.....(6,634).....	.....(90).....	.....(90).....	.....146.....	.....146.....	.....286.....	.....286.....	.....0.....	.....0.....	.....1,926.....
4. Totals.....	.....7,361.....	.....7,361.....	.....(6,969).....	.....(6,969).....	.....(92).....	.....(92).....	.....153.....	.....153.....	.....311.....	.....311.....	.....0.....	.....0.....	.....1,948.....

	Total Losses and Loss Expenses Incurred			Loss and Loss Expense Percentage (Incurred/Premiums Earned)			Nontabular Discount		34 Inter-Company Pooling Participation Percentage	Net Balance Sheet Reserves after Discount	
	26 Direct and Assumed	27 Ceded	28 Net	29 Direct and Assumed	30 Ceded	31 Net	32 Loss	33 Loss Expense		35 Losses Unpaid	36 Loss Expenses Unpaid
1. Prior..	.....XXX.....	.....XXX.....	.....XXX.....	.....XXX.....	.....XXX.....	.....XXX.....	.....0.....	.....0.....	.....XXX.....	.....0.....	.....0.....
2. 2015..	.....62,554.....	.....62,554.....	.....0.....	.....59.0.....	.....59.0.....	.....0.0.....	.....0.....	.....0.....	.....0.00.....	.....0.....	.....0.....
3. 2016..	.....72,991.....	.....72,991.....	.....0.....	.....62.9.....	.....62.9.....	.....0.0.....	.....0.....	.....0.....	.....0.00.....	.....0.....	.....0.....
4. Totals	.....XXX.....	.....XXX.....	.....XXX.....	.....XXX.....	.....XXX.....	.....XXX.....	.....0.....	.....0.....	.....XXX.....	.....0.....	.....0.....

**Sch. P - Pt. 1K**

**NONE**

**Sch. P - Pt. 1L**

**NONE**

**Sch. P - Pt. 1M**

**NONE**

**Sch. P - Pt. 1N**

**NONE**

**Sch. P - Pt. 1O**

**NONE**

**Sch. P - Pt. 1P**

**NONE**

**Sch. P - Pt. 1R - Sn. 1**

**NONE**

**Sch. P - Pt. 1R - Sn. 2**

**NONE**

**Sch. P - Pt. 1S**

**NONE**

**Sch. P - Pt. 1T**

**NONE**

**Sch. P - Pt. 2A**

**NONE**

**Sch. P - Pt. 2B**

**NONE**

**Sch. P - Pt. 2C**

**NONE**

**Sch. P - Pt. 2D**

**NONE**

**Sch. P - Pt. 2E**

**NONE**

**Sch. P - Pt. 2F - Sn. 1**

**NONE**

**Sch. P - Pt. 2F - Sn. 2**

**NONE**

**Sch. P - Pt. 2G**

**NONE**

**Sch. P - Pt. 2H - Sn. 1**

**NONE**

**Sch. P - Pt. 2H - Sn. 2**

**NONE**

**Sch. P - Pt. 2I**  
**NONE**

**Sch. P - Pt. 2J**  
**NONE**

**Sch. P - Pt. 2K**  
**NONE**

**Sch. P - Pt. 2L**  
**NONE**

**Sch. P - Pt. 2M**  
**NONE**

**Sch. P - Pt. 2N**  
**NONE**

**Sch. P - Pt. 2O**  
**NONE**

**Sch. P - Pt. 2P**  
**NONE**

**Sch. P - Pt. 2R - Sn. 1**  
**NONE**

**Sch. P - Pt. 2R - Sn. 2**  
**NONE**

**Sch. P - Pt. 2S**  
**NONE**

**Sch. P - Pt. 2T**  
**NONE**

**SCHEDULE P - PART 3A - HOMEOWNERS/FARMOWNERS**

Years in Which Losses Were Incurred	Cumulative Paid Net Losses and Defense and Cost Containment Expenses Reported at Year End (\$000 omitted)										11 Number of Claims Closed With Loss Payment	12 Number of Claims Closed Without Loss Payment	
	1 2007	2 2008	3 2009	4 2010	5 2011	6 2012	7 2013	8 2014	9 2015	10 2016			
1. Prior.....	.000.....	.0.....	.0.....	.0.....	.0.....	.0.....	.0.....	.0.....	.0.....	.0.....	.0.....	5,818	2,392
2. 2007.....	.0.....	.0.....	.0.....	.0.....	.0.....	.0.....	.0.....	.0.....	.0.....	.0.....	.0.....	1,840	625
3. 2008.....	.XXX.....	.0.....	.0.....	.0.....	.0.....	.0.....	.0.....	.0.....	.0.....	.0.....	.0.....	2,196	865
4. 2009.....	.XXX.....	.XXX.....	.0.....	.0.....	.0.....	.0.....	.0.....	.0.....	.0.....	.0.....	.0.....	2,634	863
5. 2010.....	.XXX.....	.XXX.....	.XXX.....	.0.....	.0.....	.0.....	.0.....	.0.....	.0.....	.0.....	.0.....	2,472	830
6. 2011.....	.XXX.....	.XXX.....	.XXX.....	.XXX.....	.0.....	.0.....	.0.....	.0.....	.0.....	.0.....	.0.....	3,122	1,201
7. 2012.....	.XXX.....	.XXX.....	.XXX.....	.XXX.....	.XXX.....	.0.....	.0.....	.0.....	.0.....	.0.....	.0.....	4,253	1,326
8. 2013.....	.XXX.....	.XXX.....	.XXX.....	.XXX.....	.XXX.....	.XXX.....	.0.....	.0.....	.0.....	.0.....	.0.....	3,034	1,031
9. 2014.....	.XXX.....	.XXX.....	.XXX.....	.XXX.....	.XXX.....	.XXX.....	.XXX.....	.0.....	.0.....	.0.....	.0.....	5,016	1,407
10. 2015.....	.XXX.....	.XXX.....	.XXX.....	.XXX.....	.XXX.....	.XXX.....	.XXX.....	.XXX.....	.0.....	.0.....	.0.....	3,570	1,275
11. 2016.....	.XXX.....	.XXX.....	.XXX.....	.XXX.....	.XXX.....	.XXX.....	.XXX.....	.XXX.....	.XXX.....	.0.....	.0.....	4,017	1,327

**SCHEDULE P - PART 3B - PRIVATE PASSENGER AUTO LIABILITY/MEDICAL**

1. Prior.....	.000.....	.0.....	.0.....	.0.....	.0.....	.0.....	.0.....	.0.....	.0.....	.0.....	.0.....	56,970	16,888
2. 2007.....	.0.....	.0.....	.0.....	.0.....	.0.....	.0.....	.0.....	.0.....	.0.....	.0.....	.0.....	14,349	4,604
3. 2008.....	.XXX.....	.0.....	.0.....	.0.....	.0.....	.0.....	.0.....	.0.....	.0.....	.0.....	.0.....	13,351	4,650
4. 2009.....	.XXX.....	.XXX.....	.0.....	.0.....	.0.....	.0.....	.0.....	.0.....	.0.....	.0.....	.0.....	14,174	5,364
5. 2010.....	.XXX.....	.XXX.....	.XXX.....	.0.....	.0.....	.0.....	.0.....	.0.....	.0.....	.0.....	.0.....	15,803	6,659
6. 2011.....	.XXX.....	.XXX.....	.XXX.....	.XXX.....	.0.....	.0.....	.0.....	.0.....	.0.....	.0.....	.0.....	16,983	7,594
7. 2012.....	.XXX.....	.XXX.....	.XXX.....	.XXX.....	.XXX.....	.0.....	.0.....	.0.....	.0.....	.0.....	.0.....	17,102	7,408
8. 2013.....	.XXX.....	.XXX.....	.XXX.....	.XXX.....	.XXX.....	.XXX.....	.0.....	.0.....	.0.....	.0.....	.0.....	17,661	7,989
9. 2014.....	.XXX.....	.XXX.....	.XXX.....	.XXX.....	.XXX.....	.XXX.....	.XXX.....	.0.....	.0.....	.0.....	.0.....	17,151	7,919
10. 2015.....	.XXX.....	.XXX.....	.XXX.....	.XXX.....	.XXX.....	.XXX.....	.XXX.....	.XXX.....	.0.....	.0.....	.0.....	16,519	7,835
11. 2016.....	.XXX.....	.XXX.....	.XXX.....	.XXX.....	.XXX.....	.XXX.....	.XXX.....	.XXX.....	.XXX.....	.0.....	.0.....	12,627	6,757

**SCHEDULE P - PART 3C - COMMERCIAL AUTO/TRUCK LIABILITY/MEDICAL**

1. Prior.....	.000.....	.0.....	.0.....	.0.....	.0.....	.0.....	.0.....	.0.....	.0.....	.0.....	.0.....	.0.....	.0.....
2. 2007.....	.0.....	.0.....	.0.....	.0.....	.0.....	.0.....	.0.....	.0.....	.0.....	.0.....	.0.....	.0.....	.0.....
3. 2008.....	.XXX.....	.0.....	.0.....	.0.....	.0.....	.0.....	.0.....	.0.....	.0.....	.0.....	.0.....	.0.....	.0.....
4. 2009.....	.XXX.....	.XXX.....	.0.....	.0.....	.0.....	.0.....	.0.....	.0.....	.0.....	.0.....	.0.....	.0.....	.0.....
5. 2010.....	.XXX.....	.XXX.....	.XXX.....	.0.....	.0.....	.0.....	.0.....	.0.....	.0.....	.0.....	.0.....	.0.....	.0.....
6. 2011.....	.XXX.....	.XXX.....	.XXX.....	.XXX.....	.0.....	.0.....	.0.....	.0.....	.0.....	.0.....	.0.....	.0.....	.0.....
7. 2012.....	.XXX.....	.XXX.....	.XXX.....	.XXX.....	.XXX.....	.0.....	.0.....	.0.....	.0.....	.0.....	.0.....	.0.....	.0.....
8. 2013.....	.XXX.....	.XXX.....	.XXX.....	.XXX.....	.XXX.....	.XXX.....	.0.....	.0.....	.0.....	.0.....	.0.....	.0.....	.0.....
9. 2014.....	.XXX.....	.XXX.....	.XXX.....	.XXX.....	.XXX.....	.XXX.....	.XXX.....	.0.....	.0.....	.0.....	.0.....	.0.....	.0.....
10. 2015.....	.XXX.....	.XXX.....	.XXX.....	.XXX.....	.XXX.....	.XXX.....	.XXX.....	.XXX.....	.0.....	.0.....	.0.....	.0.....	.0.....
11. 2016.....	.XXX.....	.XXX.....	.XXX.....	.XXX.....	.XXX.....	.XXX.....	.XXX.....	.XXX.....	.XXX.....	.XXX.....	.0.....	.0.....	.0.....

**NONE**

**SCHEDULE P - PART 3D - WORKERS' COMPENSATION  
(EXCLUDING EXCESS WORKERS' COMPENSATION)**

1. Prior.....	.000.....	.0.....	.0.....	.0.....	.0.....	.0.....	.0.....	.0.....	.0.....	.0.....	.0.....	.0.....	.0.....
2. 2007.....	.0.....	.0.....	.0.....	.0.....	.0.....	.0.....	.0.....	.0.....	.0.....	.0.....	.0.....	.0.....	.0.....
3. 2008.....	.XXX.....	.0.....	.0.....	.0.....	.0.....	.0.....	.0.....	.0.....	.0.....	.0.....	.0.....	.0.....	.0.....
4. 2009.....	.XXX.....	.XXX.....	.0.....	.0.....	.0.....	.0.....	.0.....	.0.....	.0.....	.0.....	.0.....	.0.....	.0.....
5. 2010.....	.XXX.....	.XXX.....	.XXX.....	.0.....	.0.....	.0.....	.0.....	.0.....	.0.....	.0.....	.0.....	.0.....	.0.....
6. 2011.....	.XXX.....	.XXX.....	.XXX.....	.XXX.....	.0.....	.0.....	.0.....	.0.....	.0.....	.0.....	.0.....	.0.....	.0.....
7. 2012.....	.XXX.....	.XXX.....	.XXX.....	.XXX.....	.XXX.....	.0.....	.0.....	.0.....	.0.....	.0.....	.0.....	.0.....	.0.....
8. 2013.....	.XXX.....	.XXX.....	.XXX.....	.XXX.....	.XXX.....	.XXX.....	.0.....	.0.....	.0.....	.0.....	.0.....	.0.....	.0.....
9. 2014.....	.XXX.....	.XXX.....	.XXX.....	.XXX.....	.XXX.....	.XXX.....	.XXX.....	.0.....	.0.....	.0.....	.0.....	.0.....	.0.....
10. 2015.....	.XXX.....	.XXX.....	.XXX.....	.XXX.....	.XXX.....	.XXX.....	.XXX.....	.XXX.....	.0.....	.0.....	.0.....	.0.....	.0.....
11. 2016.....	.XXX.....	.XXX.....	.XXX.....	.XXX.....	.XXX.....	.XXX.....	.XXX.....	.XXX.....	.XXX.....	.0.....	.0.....	.0.....	.0.....

**NONE**

**SCHEDULE P - PART 3E - COMMERCIAL MULTIPLE PERIL**

1. Prior.....	.000.....	.0.....	.0.....	.0.....	.0.....	.0.....	.0.....	.0.....	.0.....	.0.....	.0.....	.0.....	.0.....
2. 2007.....	.0.....	.0.....	.0.....	.0.....	.0.....	.0.....	.0.....	.0.....	.0.....	.0.....	.0.....	.0.....	.0.....
3. 2008.....	.XXX.....	.0.....	.0.....	.0.....	.0.....	.0.....	.0.....	.0.....	.0.....	.0.....	.0.....	.0.....	.0.....
4. 2009.....	.XXX.....	.XXX.....	.0.....	.0.....	.0.....	.0.....	.0.....	.0.....	.0.....	.0.....	.0.....	.0.....	.0.....
5. 2010.....	.XXX.....	.XXX.....	.XXX.....	.0.....	.0.....	.0.....	.0.....	.0.....	.0.....	.0.....	.0.....	.0.....	.0.....
6. 2011.....	.XXX.....	.XXX.....	.XXX.....	.XXX.....	.0.....	.0.....	.0.....	.0.....	.0.....	.0.....	.0.....	.0.....	.0.....
7. 2012.....	.XXX.....	.XXX.....	.XXX.....	.XXX.....	.XXX.....	.0.....	.0.....	.0.....	.0.....	.0.....	.0.....	.0.....	.0.....
8. 2013.....	.XXX.....	.XXX.....	.XXX.....	.XXX.....	.XXX.....	.XXX.....	.0.....	.0.....	.0.....	.0.....	.0.....	.0.....	.0.....
9. 2014.....	.XXX.....	.XXX.....	.XXX.....	.XXX.....	.XXX.....	.XXX.....	.XXX.....	.0.....	.0.....	.0.....	.0.....	.0.....	.0.....
10. 2015.....	.XXX.....	.XXX.....	.XXX.....	.XXX.....	.XXX.....	.XXX.....	.XXX.....	.XXX.....	.0.....	.0.....	.0.....	.2.....	.2.....
11. 2016.....	.XXX.....	.XXX.....	.XXX.....	.XXX.....	.XXX.....	.XXX.....	.XXX.....	.XXX.....	.XXX.....	.0.....	.0.....	.4.....	.11.....

**SCHEDULE P - PART 3F - SECTION 1 - MEDICAL PROFESSIONAL LIABILITY - OCCURRENCE**

Years in Which Losses Were Incurred	Cumulative Paid Net Losses and Defense and Cost Containment Expenses Reported at Year End (\$000 omitted)										11 Number of Claims Closed With Loss Payment	12 Number of Claims Closed Without Loss Payment	
	1 2007	2 2008	3 2009	4 2010	5 2011	6 2012	7 2013	8 2014	9 2015	10 2016			
1. Prior.....	.000.....	.0.....	.0.....	.0.....	.0.....	.0.....	.0.....	.0.....	.0.....	.0.....	.0.....	.0.....	.0.....
2. 2007.....	0.....	.0.....	.0.....	.0.....	.0.....	.0.....	.0.....	.0.....	.0.....	.0.....	.0.....	.0.....	.0.....
3. 2008.....	.XXX.....	.0.....	.0.....	.0.....	.0.....	.0.....	.0.....	.0.....	.0.....	.0.....	.0.....	.0.....	.0.....
4. 2009.....	.XXX.....	.XXX.....	.0.....	.0.....	.0.....	.0.....	.0.....	.0.....	.0.....	.0.....	.0.....	.0.....	.0.....
5. 2010.....	.XXX.....	.XXX.....	.XXX.....	.0.....	.0.....	.0.....	.0.....	.0.....	.0.....	.0.....	.0.....	.0.....	.0.....
6. 2011.....	.XXX.....	.XXX.....	.XXX.....	.XXX.....	.0.....	.0.....	.0.....	.0.....	.0.....	.0.....	.0.....	.0.....	.0.....
7. 2012.....	.XXX.....	.XXX.....	.XXX.....	.XXX.....	.XXX.....	.0.....	.0.....	.0.....	.0.....	.0.....	.0.....	.0.....	.0.....
8. 2013.....	.XXX.....	.XXX.....	.XXX.....	.XXX.....	.XXX.....	.XXX.....	.0.....	.0.....	.0.....	.0.....	.0.....	.0.....	.0.....
9. 2014.....	.XXX.....	.XXX.....	.XXX.....	.XXX.....	.XXX.....	.XXX.....	.XXX.....	.0.....	.0.....	.0.....	.0.....	.0.....	.0.....
10. 2015.....	.XXX.....	.XXX.....	.XXX.....	.XXX.....	.XXX.....	.XXX.....	.XXX.....	.XXX.....	.0.....	.0.....	.0.....	.0.....	.0.....
11. 2016.....	.XXX.....	.XXX.....	.XXX.....	.XXX.....	.XXX.....	.XXX.....	.XXX.....	.XXX.....	.XXX.....	.0.....	.0.....	.0.....	.0.....

**NONE**

**SCHEDULE P - PART 3F - SECTION 2 - MEDICAL PROFESSIONAL LIABILITY - CLAIMS-MADE**

1. Prior.....	.000.....	.0.....	.0.....	.0.....	.0.....	.0.....	.0.....	.0.....	.0.....	.0.....	.0.....	.0.....	.0.....
2. 2007.....	0.....	.0.....	.0.....	.0.....	.0.....	.0.....	.0.....	.0.....	.0.....	.0.....	.0.....	.0.....	.0.....
3. 2008.....	.XXX.....	.0.....	.0.....	.0.....	.0.....	.0.....	.0.....	.0.....	.0.....	.0.....	.0.....	.0.....	.0.....
4. 2009.....	.XXX.....	.XXX.....	.0.....	.0.....	.0.....	.0.....	.0.....	.0.....	.0.....	.0.....	.0.....	.0.....	.0.....
5. 2010.....	.XXX.....	.XXX.....	.XXX.....	.0.....	.0.....	.0.....	.0.....	.0.....	.0.....	.0.....	.0.....	.0.....	.0.....
6. 2011.....	.XXX.....	.XXX.....	.XXX.....	.XXX.....	.0.....	.0.....	.0.....	.0.....	.0.....	.0.....	.0.....	.0.....	.0.....
7. 2012.....	.XXX.....	.XXX.....	.XXX.....	.XXX.....	.XXX.....	.0.....	.0.....	.0.....	.0.....	.0.....	.0.....	.0.....	.0.....
8. 2013.....	.XXX.....	.XXX.....	.XXX.....	.XXX.....	.XXX.....	.XXX.....	.0.....	.0.....	.0.....	.0.....	.0.....	.0.....	.0.....
9. 2014.....	.XXX.....	.XXX.....	.XXX.....	.XXX.....	.XXX.....	.XXX.....	.XXX.....	.0.....	.0.....	.0.....	.0.....	.0.....	.0.....
10. 2015.....	.XXX.....	.XXX.....	.XXX.....	.XXX.....	.XXX.....	.XXX.....	.XXX.....	.XXX.....	.0.....	.0.....	.0.....	.0.....	.0.....
11. 2016.....	.XXX.....	.XXX.....	.XXX.....	.XXX.....	.XXX.....	.XXX.....	.XXX.....	.XXX.....	.XXX.....	.0.....	.0.....	.0.....	.0.....

**NONE**

**SCHEDULE P - PART 3G - SPECIAL LIABILITY (OCEAN MARINE, AIRCRAFT (ALL PERILS), BOILER AND MACHINERY)**

1. Prior.....	.000.....	.0.....	.0.....	.0.....	.0.....	.0.....	.0.....	.0.....	.0.....	.0.....	.XXX.....	.XXX.....
2. 2007.....	0.....	.0.....	.0.....	.0.....	.0.....	.0.....	.0.....	.0.....	.0.....	.0.....	.XXX.....	.XXX.....
3. 2008.....	.XXX.....	.0.....	.0.....	.0.....	.0.....	.0.....	.0.....	.0.....	.0.....	.0.....	.XXX.....	.XXX.....
4. 2009.....	.XXX.....	.XXX.....	.0.....	.0.....	.0.....	.0.....	.0.....	.0.....	.0.....	.0.....	.XXX.....	.XXX.....
5. 2010.....	.XXX.....	.XXX.....	.XXX.....	.0.....	.0.....	.0.....	.0.....	.0.....	.0.....	.0.....	.XXX.....	.XXX.....
6. 2011.....	.XXX.....	.XXX.....	.XXX.....	.XXX.....	.0.....	.0.....	.0.....	.0.....	.0.....	.0.....	.XXX.....	.XXX.....
7. 2012.....	.XXX.....	.XXX.....	.XXX.....	.XXX.....	.XXX.....	.0.....	.0.....	.0.....	.0.....	.0.....	.XXX.....	.XXX.....
8. 2013.....	.XXX.....	.XXX.....	.XXX.....	.XXX.....	.XXX.....	.XXX.....	.0.....	.0.....	.0.....	.0.....	.XXX.....	.XXX.....
9. 2014.....	.XXX.....	.XXX.....	.XXX.....	.XXX.....	.XXX.....	.XXX.....	.XXX.....	.0.....	.0.....	.0.....	.XXX.....	.XXX.....
10. 2015.....	.XXX.....	.XXX.....	.XXX.....	.XXX.....	.XXX.....	.XXX.....	.XXX.....	.XXX.....	.0.....	.0.....	.XXX.....	.XXX.....
11. 2016.....	.XXX.....	.XXX.....	.XXX.....	.XXX.....	.XXX.....	.XXX.....	.XXX.....	.XXX.....	.XXX.....	.0.....	.XXX.....	.XXX.....

**NONE**

**SCHEDULE P - PART 3H - SECTION 1 - OTHER LIABILITY - OCCURRENCE**

1. Prior.....	.000.....	.0.....	.0.....	.0.....	.0.....	.0.....	.0.....	.0.....	.0.....	.0.....	.3.....	.2.....
2. 2007.....	0.....	.0.....	.0.....	.0.....	.0.....	.0.....	.0.....	.0.....	.0.....	.0.....	.0.....	.0.....
3. 2008.....	.XXX.....	.0.....	.0.....	.0.....	.0.....	.0.....	.0.....	.0.....	.0.....	.0.....	.2.....	.1.....
4. 2009.....	.XXX.....	.XXX.....	.0.....	.0.....	.0.....	.0.....	.0.....	.0.....	.0.....	.0.....	.0.....	.2.....
5. 2010.....	.XXX.....	.XXX.....	.XXX.....	.0.....	.0.....	.0.....	.0.....	.0.....	.0.....	.0.....	.3.....	.0.....
6. 2011.....	.XXX.....	.XXX.....	.XXX.....	.XXX.....	.0.....	.0.....	.0.....	.0.....	.0.....	.0.....	.0.....	.0.....
7. 2012.....	.XXX.....	.XXX.....	.XXX.....	.XXX.....	.XXX.....	.0.....	.0.....	.0.....	.0.....	.0.....	.0.....	.2.....
8. 2013.....	.XXX.....	.XXX.....	.XXX.....	.XXX.....	.XXX.....	.XXX.....	.0.....	.0.....	.0.....	.0.....	.1.....	.4.....
9. 2014.....	.XXX.....	.XXX.....	.XXX.....	.XXX.....	.XXX.....	.XXX.....	.XXX.....	.0.....	.0.....	.0.....	.0.....	.0.....
10. 2015.....	.XXX.....	.XXX.....	.XXX.....	.XXX.....	.XXX.....	.XXX.....	.XXX.....	.XXX.....	.0.....	.0.....	.0.....	.0.....
11. 2016.....	.XXX.....	.XXX.....	.XXX.....	.XXX.....	.XXX.....	.XXX.....	.XXX.....	.XXX.....	.XXX.....	.0.....	.0.....	.0.....

**SCHEDULE P - PART 3H - SECTION 2 - OTHER LIABILITY - CLAIMS-MADE**

1. Prior.....	.000.....	.0.....	.0.....	.0.....	.0.....	.0.....	.0.....	.0.....	.0.....	.0.....	.0.....	.0.....
2. 2007.....	0.....	.0.....	.0.....	.0.....	.0.....	.0.....	.0.....	.0.....	.0.....	.0.....	.0.....	.0.....
3. 2008.....	.XXX.....	.0.....	.0.....	.0.....	.0.....	.0.....	.0.....	.0.....	.0.....	.0.....	.0.....	.0.....
4. 2009.....	.XXX.....	.XXX.....	.0.....	.0.....	.0.....	.0.....	.0.....	.0.....	.0.....	.0.....	.0.....	.0.....
5. 2010.....	.XXX.....	.XXX.....	.XXX.....	.0.....	.0.....	.0.....	.0.....	.0.....	.0.....	.0.....	.0.....	.0.....
6. 2011.....	.XXX.....	.XXX.....	.XXX.....	.XXX.....	.0.....	.0.....	.0.....	.0.....	.0.....	.0.....	.0.....	.0.....
7. 2012.....	.XXX.....	.XXX.....	.XXX.....	.XXX.....	.XXX.....	.0.....	.0.....	.0.....	.0.....	.0.....	.0.....	.0.....
8. 2013.....	.XXX.....	.XXX.....	.XXX.....	.XXX.....	.XXX.....	.XXX.....	.0.....	.0.....	.0.....	.0.....	.0.....	.0.....
9. 2014.....	.XXX.....	.XXX.....	.XXX.....	.XXX.....	.XXX.....	.XXX.....	.XXX.....	.0.....	.0.....	.0.....	.0.....	.0.....
10. 2015.....	.XXX.....	.XXX.....	.XXX.....	.XXX.....	.XXX.....	.XXX.....	.XXX.....	.XXX.....	.0.....	.0.....	.0.....	.0.....
11. 2016.....	.XXX.....	.XXX.....	.XXX.....	.XXX.....	.XXX.....	.XXX.....	.XXX.....	.XXX.....	.XXX.....	.0.....	.0.....	.0.....

**NONE**

**SCHEDULE P - PART 3I - SPECIAL PROPERTY (FIRE, ALLIED LINES, INLAND MARINE, EARTHQUAKE, BURGLARY AND THEFT)**

Years in Which Losses Were Incurred	Cumulative Paid Net Losses and Defense and Containment Expenses Reported at Year End (\$000 omitted)										11 Number of Claims Closed With Loss Payment	12 Number of Claims Closed Without Loss Payment
	1 2007	2 2008	3 2009	4 2010	5 2011	6 2012	7 2013	8 2014	9 2015	10 2016		
1. Prior.....	XXX	XXX	XXX	XXX	XXX	XXX	XXX	000	0	0	XXX	XXX
2. 2015.....	XXX	XXX	XXX	XXX	XXX	XXX	XXX	XXX	0	0	XXX	XXX
3. 2016.....	XXX	XXX	XXX	XXX	XXX	XXX	XXX	XXX	XXX	0	XXX	XXX

**SCHEDULE P - PART 3J - AUTO PHYSICAL DAMAGE**

1. Prior.....	XXX	XXX	XXX	XXX	XXX	XXX	XXX	000	0	0	152,657	31,101
2. 2015.....	XXX	XXX	XXX	XXX	XXX	XXX	XXX	XXX	0	0	42,695	8,506
3. 2016.....	XXX	XXX	XXX	XXX	XXX	XXX	XXX	XXX	XXX	0	45,035	9,121

**SCHEDULE P - PART 3K - FIDELITY/SURETY**

1. Prior.....	XXX	XXX	XXX	XXX	XXX	XXX	XXX	000	0	0	XXX	XXX
2. 2015.....	XXX	XXX	XXX	XXX	XXX	XXX	XXX	XXX	0	0	XXX	XXX
3. 2016.....	XXX	XXX	XXX	XXX	XXX	XXX	XXX	XXX	XXX	0	XXX	XXX

**SCHEDULE P - PART 3L - OTHER (INCLUDING CREDIT, ACCIDENT AND HEALTH)**

1. Prior.....	XXX	XXX	XXX	XXX	XXX	XXX	XXX	000	0	0	XXX	XXX
2. 2015.....	XXX	XXX	XXX	XXX	XXX	XXX	XXX	XXX	0	0	XXX	XXX
3. 2016.....	XXX	XXX	XXX	XXX	XXX	XXX	XXX	XXX	XXX	0	XXX	XXX

**SCHEDULE P - PART 3M - INTERNATIONAL**

1. Prior.....	000	0	0	0	0	0	0	0	0	0	XXX	XXX
2. 2007.....	0	0	0	0	0	0	0	0	0	0	XXX	XXX
3. 2008.....	XXX	0	0	0	0	0	0	0	0	0	XXX	XXX
4. 2009.....	XXX	XXX	0	0	0	0	0	0	0	0	XXX	XXX
5. 2010.....	XXX	XXX	XXX	0	0	0	0	0	0	0	XXX	XXX
6. 2011.....	XXX	XXX	XXX	XXX	0	0	0	0	0	0	XXX	XXX
7. 2012.....	XXX	XXX	XXX	XXX	XXX	0	0	0	0	0	XXX	XXX
8. 2013.....	XXX	XXX	XXX	XXX	XXX	XXX	0	0	0	0	XXX	XXX
9. 2014.....	XXX	XXX	XXX	XXX	XXX	XXX	XXX	0	0	0	XXX	XXX
10. 2015.....	XXX	XXX	XXX	XXX	XXX	XXX	XXX	XXX	0	0	XXX	XXX
11. 2016.....	XXX	XXX	XXX	XXX	XXX	XXX	XXX	XXX	XXX	0	XXX	XXX



**Sch. P - Pt. 3N**

**NONE**

**Sch. P - Pt. 3O**

**NONE**

**Sch. P - Pt. 3P**

**NONE**

**Sch. P - Pt. 3R - Sn. 1**

**NONE**

**Sch. P - Pt. 3R - Sn. 2**

**NONE**

**Sch. P - Pt. 3S**

**NONE**

**Sch. P - Pt. 3T**

**NONE**

**Sch. P - Pt. 4A**

**NONE**

**Sch. P - Pt. 4B**

**NONE**

**Sch. P - Pt. 4C**

**NONE**

**Sch. P - Pt. 4D**

**NONE**

**Sch. P - Pt. 4E**

**NONE**

**Sch. P Pt. 4F - Sn. 1**

**NONE**

**Sch. P Pt. 4F - Sn. 2**

**NONE**

**Sch. P - Pt. 4G**

**NONE**

**Sch. P - Pt. 4H - Sn. 1**

**NONE**

**Sch. P - Pt. 4H - Sn. 2**

**NONE**

**Sch. P - Pt. 4I  
NONE**

**Sch. P - Pt. 4J  
NONE**

**Sch. P - Pt. 4K  
NONE**

**Sch. P - Pt. 4L  
NONE**

**Sch. P - Pt. 4M  
NONE**

**Sch. P - Pt. 4N  
NONE**

**Sch. P - Pt. 4O  
NONE**

**Sch. P - Pt. 4P  
NONE**

**Sch. P - Pt. 4R - Sn. 1  
NONE**

**Sch. P - Pt. 4R - Sn. 2  
NONE**

**Sch. P - Pt. 4S  
NONE**

**Sch. P - Pt. 4T  
NONE**

**SCHEDULE P - PART 5A - HOMEOWNERS/FARMOWNERS**

**SECTION 1**

Years in Which Premiums Were Earned and Losses Were Incurred	Cumulative Number of Claims Closed with Loss Payment Direct and Assumed at Year End									
	1 2007	2 2008	3 2009	4 2010	5 2011	6 2012	7 2013	8 2014	9 2015	10 2016
1. Prior.....	.....218	.....18	.....8	.....4	.....1	.....2	.....1	.....0	.....1	.....0
2. 2007.....	.....1,574	.....1,815	.....1,831	.....1,835	.....1,840	.....1,840	.....1,840	.....1,840	.....1,840	.....1,840
3. 2008.....	.....XXX	.....1,868	.....2,175	.....2,188	.....2,194	.....2,196	.....2,196	.....2,196	.....2,196	.....2,196
4. 2009.....	.....XXX	.....XXX	.....2,280	.....2,599	.....2,625	.....2,633	.....2,634	.....2,635	.....2,634	.....2,634
5. 2010.....	.....XXX	.....XXX	.....XXX	.....2,126	.....2,454	.....2,468	.....2,470	.....2,470	.....2,472	.....2,472
6. 2011.....	.....XXX	.....XXX	.....XXX	.....XXX	.....2,751	.....3,103	.....3,117	.....3,120	.....3,122	.....3,122
7. 2012.....	.....XXX	.....XXX	.....XXX	.....XXX	.....XXX	.....3,822	.....4,236	.....4,244	.....4,250	.....4,253
8. 2013.....	.....XXX	.....XXX	.....XXX	.....XXX	.....XXX	.....XXX	.....2,686	.....3,018	.....3,031	.....3,034
9. 2014.....	.....XXX	.....XXX	.....XXX	.....XXX	.....XXX	.....XXX	.....XXX	.....4,443	.....4,990	.....5,016
10. 2015.....	.....XXX	.....XXX	.....XXX	.....XXX	.....XXX	.....XXX	.....XXX	.....XXX	.....3,122	.....3,570
11. 2016.....	.....XXX	.....XXX	.....XXX	.....XXX	.....XXX	.....XXX	.....XXX	.....XXX	.....XXX	.....4,017

**SECTION 2**

Years in Which Premiums Were Earned and Losses Were Incurred	Number of Claims Outstanding Direct and Assumed at Year End									
	1 2007	2 2008	3 2009	4 2010	5 2011	6 2012	7 2013	8 2014	9 2015	10 2016
1. Prior.....	.....32	.....20	.....10	.....7	.....7	.....3	.....1	.....1	.....0	.....0
2. 2007.....	.....170	.....23	.....17	.....6	.....0	.....0	.....0	.....0	.....1	.....0
3. 2008.....	.....XXX	.....221	.....8	.....1	.....1	.....0	.....0	.....0	.....0	.....0
4. 2009.....	.....XXX	.....XXX	.....163	.....11	.....1	.....1	.....0	.....0	.....0	.....0
5. 2010.....	.....XXX	.....XXX	.....XXX	.....207	.....13	.....6	.....3	.....3	.....1	.....0
6. 2011.....	.....XXX	.....XXX	.....XXX	.....XXX	.....194	.....19	.....8	.....4	.....1	.....0
7. 2012.....	.....XXX	.....XXX	.....XXX	.....XXX	.....XXX	.....201	.....15	.....1	.....3	.....0
8. 2013.....	.....XXX	.....XXX	.....XXX	.....XXX	.....XXX	.....XXX	.....204	.....19	.....8	.....4
9. 2014.....	.....XXX	.....XXX	.....XXX	.....XXX	.....XXX	.....XXX	.....XXX	.....320	.....38	.....20
10. 2015.....	.....XXX	.....XXX	.....XXX	.....XXX	.....XXX	.....XXX	.....XXX	.....XXX	.....266	.....20
11. 2016.....	.....XXX	.....XXX	.....XXX	.....XXX	.....XXX	.....XXX	.....XXX	.....XXX	.....XXX	.....331

**SECTION 3**

Years in Which Premiums Were Earned and Losses Were Incurred	Cumulative Number of Claims Reported Direct and Assumed at Year End									
	1 2007	2 2008	3 2009	4 2010	5 2011	6 2012	7 2013	8 2014	9 2015	10 2016
1. Prior.....	.....158	.....15	.....(1)	.....2	.....1	.....0	.....(1)	.....0	.....0	.....0
2. 2007.....	.....2,261	.....2,452	.....2,466	.....2,467	.....2,465	.....2,465	.....2,465	.....2,465	.....2,466	.....2,465
3. 2008.....	.....XXX	.....2,803	.....3,036	.....3,053	.....3,060	.....3,060	.....3,060	.....3,060	.....3,060	.....3,061
4. 2009.....	.....XXX	.....XXX	.....3,218	.....3,466	.....3,487	.....3,495	.....3,495	.....3,496	.....3,496	.....3,497
5. 2010.....	.....XXX	.....XXX	.....XXX	.....3,051	.....3,284	.....3,298	.....3,300	.....3,302	.....3,303	.....3,302
6. 2011.....	.....XXX	.....XXX	.....XXX	.....XXX	.....3,996	.....4,311	.....4,322	.....4,325	.....4,324	.....4,323
7. 2012.....	.....XXX	.....XXX	.....XXX	.....XXX	.....XXX	.....5,162	.....5,564	.....5,569	.....5,578	.....5,579
8. 2013.....	.....XXX	.....XXX	.....XXX	.....XXX	.....XXX	.....XXX	.....3,798	.....4,056	.....4,071	.....4,069
9. 2014.....	.....XXX	.....XXX	.....XXX	.....XXX	.....XXX	.....XXX	.....XXX	.....6,005	.....6,424	.....6,443
10. 2015.....	.....XXX	.....XXX	.....XXX	.....XXX	.....XXX	.....XXX	.....XXX	.....XXX	.....4,526	.....4,865
11. 2016.....	.....XXX	.....XXX	.....XXX	.....XXX	.....XXX	.....XXX	.....XXX	.....XXX	.....XXX	.....5,675

**SCHEDULE P - PART 5B - PRIVATE PASSENGER AUTO LIABILITY/MEDICAL****SECTION 1**

Years in Which Premiums Were Earned and Losses Were Incurred	Cumulative Number of Claims Closed with Loss Payment Direct and Assumed at Year End									
	1 2007	2 2008	3 2009	4 2010	5 2011	6 2012	7 2013	8 2014	9 2015	10 2016
1. Prior.....	4,786	975	378	133	63	13	5	11	3	0
2. 2007.....	9,622	13,433	14,016	14,214	14,308	14,330	14,340	14,347	14,347	14,349
3. 2008.....	XXX	9,170	12,551	13,081	13,251	13,317	13,339	13,347	13,349	13,351
4. 2009.....	XXX	XXX	9,704	13,278	13,881	14,058	14,137	14,160	14,167	14,174
5. 2010.....	XXX	XXX	XXX	10,585	14,768	15,528	15,716	15,774	15,793	15,803
6. 2011.....	XXX	XXX	XXX	XXX	11,719	16,089	16,702	16,880	16,965	16,983
7. 2012.....	XXX	XXX	XXX	XXX	XXX	11,875	16,233	16,841	17,027	17,102
8. 2013.....	XXX	XXX	XXX	XXX	XXX	XXX	12,100	16,714	17,467	17,661
9. 2014.....	XXX	XXX	XXX	XXX	XXX	XXX	XXX	12,150	16,470	17,151
10. 2015.....	XXX	XXX	XXX	XXX	XXX	XXX	XXX	XXX	12,269	16,519
11. 2016.....	XXX	XXX	XXX	XXX	XXX	XXX	XXX	XXX	XXX	12,627

**SECTION 2**

Years in Which Premiums Were Earned and Losses Were Incurred	Number of Claims Outstanding Direct and Assumed at Year End									
	1 2007	2 2008	3 2009	4 2010	5 2011	6 2012	7 2013	8 2014	9 2015	10 2016
1. Prior.....	1,754	784	358	200	137	121	116	106	103	1
2. 2007.....	4,315	922	371	157	56	28	19	13	13	3
3. 2008.....	XXX	3,982	752	277	117	44	21	11	9	0
4. 2009.....	XXX	XXX	4,478	876	331	127	47	21	16	0
5. 2010.....	XXX	XXX	XXX	5,264	962	308	132	51	31	0
6. 2011.....	XXX	XXX	XXX	XXX	5,352	892	309	130	39	2
7. 2012.....	XXX	XXX	XXX	XXX	XXX	5,081	815	309	133	7
8. 2013.....	XXX	XXX	XXX	XXX	XXX	XXX	5,286	923	326	34
9. 2014.....	XXX	XXX	XXX	XXX	XXX	XXX	XXX	4,941	889	149
10. 2015.....	XXX	XXX	XXX	XXX	XXX	XXX	XXX	XXX	4,768	1,438
11. 2016.....	XXX	XXX	XXX	XXX	XXX	XXX	XXX	XXX	XXX	24,568

**SECTION 3**

Years in Which Premiums Were Earned and Losses Were Incurred	Cumulative Number of Claims Reported Direct and Assumed at Year End									
	1 2007	2 2008	3 2009	4 2010	5 2011	6 2012	7 2013	8 2014	9 2015	10 2016
1. Prior.....	1,600	186	60	13	7	5	0	0	0	0
2. 2007.....	17,287	18,761	18,915	18,952	18,955	18,959	18,959	18,962	18,962	18,956
3. 2008.....	XXX	16,683	17,861	17,971	17,997	18,004	18,006	18,008	18,008	18,001
4. 2009.....	XXX	XXX	18,262	19,413	19,521	19,538	19,543	19,545	19,547	19,538
5. 2010.....	XXX	XXX	XXX	20,884	22,289	22,442	22,475	22,478	22,479	22,462
6. 2011.....	XXX	XXX	XXX	XXX	23,103	24,439	24,565	24,591	24,594	24,579
7. 2012.....	XXX	XXX	XXX	XXX	XXX	22,933	24,398	24,528	24,553	24,517
8. 2013.....	XXX	XXX	XXX	XXX	XXX	XXX	24,070	25,586	25,756	25,684
9. 2014.....	XXX	XXX	XXX	XXX	XXX	XXX	XXX	23,782	25,291	25,219
10. 2015.....	XXX	XXX	XXX	XXX	XXX	XXX	XXX	XXX	23,828	25,792
11. 2016.....	XXX	XXX	XXX	XXX	XXX	XXX	XXX	XXX	XXX	43,952

**Sch. P - Pt. 5C - Sn. 1**  
**NONE**

**Sch. P - Pt. 5C - Sn. 2**  
**NONE**

**Sch. P - Pt. 5C - Sn. 3**  
**NONE**

**Sch. P - Pt. 5D - Sn. 1**  
**NONE**

**Sch. P - Pt. 5D - Sn. 2**  
**NONE**

**Sch. P - Pt. 5D - Sn. 3**  
**NONE**

**SCHEDULE P - PART 5E - COMMERCIAL MULTIPLE PERIL**

**SECTION 1**

Years in Which Premiums Were Earned and Losses Were Incurred	Cumulative Number of Claims Closed with Loss Payment Direct and Assumed at Year End									
	1 2007	2 2008	3 2009	4 2010	5 2011	6 2012	7 2013	8 2014	9 2015	10 2016
1. Prior.....	.0	.0	.0	.0	.0	.0	.0	.0	.0	.0
2. 2007.....	.0	.0	.0	.0	.0	.0	.0	.0	.0	.0
3. 2008.....	.XXX	.0	.0	.0	.0	.0	.0	.0	.0	.0
4. 2009.....	.XXX	.XXX	.0	.0	.0	.0	.0	.0	.0	.0
5. 2010.....	.XXX	.XXX	.XXX	.0	.0	.0	.0	.0	.0	.0
6. 2011.....	.XXX	.XXX	.XXX	.XXX	.0	.0	.0	.0	.0	.0
7. 2012.....	.XXX	.XXX	.XXX	.XXX	.XXX	.0	.0	.0	.0	.0
8. 2013.....	.XXX	.XXX	.XXX	.XXX	.XXX	.XXX	.0	.0	.0	.0
9. 2014.....	.XXX	.XXX	.XXX	.XXX	.XXX	.XXX	.XXX	.0	.0	.0
10. 2015.....	.XXX	.XXX	.XXX	.XXX	.XXX	.XXX	.XXX	.XXX	.0	.2
11. 2016.....	.XXX	.XXX	.XXX	.XXX	.XXX	.XXX	.XXX	.XXX	.XXX	.4

**SECTION 2**

Years in Which Premiums Were Earned and Losses Were Incurred	Number of Claims Outstanding Direct and Assumed at Year End									
	1 2007	2 2008	3 2009	4 2010	5 2011	6 2012	7 2013	8 2014	9 2015	10 2016
1. Prior.....	.0	.0	.0	.0	.0	.0	.0	.0	.0	.0
2. 2007.....	.0	.0	.0	.0	.0	.0	.0	.0	.0	.0
3. 2008.....	.XXX	.0	.0	.0	.0	.0	.0	.0	.0	.0
4. 2009.....	.XXX	.XXX	.0	.0	.0	.0	.0	.0	.0	.0
5. 2010.....	.XXX	.XXX	.XXX	.0	.0	.0	.0	.0	.0	.0
6. 2011.....	.XXX	.XXX	.XXX	.XXX	.0	.0	.0	.0	.0	.0
7. 2012.....	.XXX	.XXX	.XXX	.XXX	.XXX	.0	.0	.0	.0	.0
8. 2013.....	.XXX	.XXX	.XXX	.XXX	.XXX	.XXX	.0	.0	.0	.0
9. 2014.....	.XXX	.XXX	.XXX	.XXX	.XXX	.XXX	.XXX	.0	.0	.0
10. 2015.....	.XXX	.XXX	.XXX	.XXX	.XXX	.XXX	.XXX	.XXX	.4	.3
11. 2016.....	.XXX	.XXX	.XXX	.XXX	.XXX	.XXX	.XXX	.XXX	.XXX	.12

**SECTION 3**

Years in Which Premiums Were Earned and Losses Were Incurred	Cumulative Number of Claims Reported Direct and Assumed at Year End									
	1 2007	2 2008	3 2009	4 2010	5 2011	6 2012	7 2013	8 2014	9 2015	10 2016
1. Prior.....	.0	.0	.0	.0	.0	.0	.0	.0	.0	.0
2. 2007.....	.0	.0	.0	.0	.0	.0	.0	.0	.0	.0
3. 2008.....	.XXX	.0	.0	.0	.0	.0	.0	.0	.0	.0
4. 2009.....	.XXX	.XXX	.0	.0	.0	.0	.0	.0	.0	.0
5. 2010.....	.XXX	.XXX	.XXX	.0	.0	.0	.0	.0	.0	.0
6. 2011.....	.XXX	.XXX	.XXX	.XXX	.0	.0	.0	.0	.0	.0
7. 2012.....	.XXX	.XXX	.XXX	.XXX	.XXX	.0	.0	.0	.0	.0
8. 2013.....	.XXX	.XXX	.XXX	.XXX	.XXX	.XXX	.0	.0	.0	.0
9. 2014.....	.XXX	.XXX	.XXX	.XXX	.XXX	.XXX	.XXX	.0	.0	.0
10. 2015.....	.XXX	.XXX	.XXX	.XXX	.XXX	.XXX	.XXX	.XXX	.4	.7
11. 2016.....	.XXX	.XXX	.XXX	.XXX	.XXX	.XXX	.XXX	.XXX	.XXX	.27

**Sch. P - Pt. 5F - Sn. 1A**  
**NONE**

**Sch. P - Pt. 5F - Sn. 2A**  
**NONE**

**Sch. P - Pt. 5F - Sn. 3A**  
**NONE**

**Sch. P - Pt. 5F - Sn. 1B**  
**NONE**

**Sch. P - Pt. 5F - Sn. 2B**  
**NONE**

**Sch. P - Pt. 5F - Sn. 3B**  
**NONE**

**SCHEDULE P - PART 5H - OTHER LIABILITY - OCCURRENCE**

**SECTION 1A**

Years in Which Premiums Were Earned and Losses Were Incurred	Cumulative Number of Claims Closed with Loss Payment Direct and Assumed at Year End									
	1 2007	2 2008	3 2009	4 2010	5 2011	6 2012	7 2013	8 2014	9 2015	10 2016
1. Prior.....	2	1	0	0	0	0	0	0	0	0
2. 2007.....	0	0	0	0	0	0	0	0	0	0
3. 2008.....	XXX	0	1	1	2	2	2	2	2	2
4. 2009.....	XXX	XXX	0	0	0	0	0	0	0	0
5. 2010.....	XXX	XXX	XXX	1	1	2	2	3	3	3
6. 2011.....	XXX	XXX	XXX	XXX	0	0	0	0	0	0
7. 2012.....	XXX	XXX	XXX	XXX	XXX	0	0	0	0	0
8. 2013.....	XXX	XXX	XXX	XXX	XXX	XXX	0	0	0	1
9. 2014.....	XXX	XXX	XXX	XXX	XXX	XXX	XXX	0	0	0
10. 2015.....	XXX	XXX	XXX	XXX	XXX	XXX	XXX	XXX	0	0
11. 2016.....	XXX	XXX	XXX	XXX	XXX	XXX	XXX	XXX	XXX	0

**SECTION 2A**

Years in Which Premiums Were Earned and Losses Were Incurred	Number of Claims Outstanding Direct and Assumed at Year End									
	1 2007	2 2008	3 2009	4 2010	5 2011	6 2012	7 2013	8 2014	9 2015	10 2016
1. Prior.....	3	0	0	0	0	0	0	0	0	0
2. 2007.....	0	0	0	0	0	0	0	0	0	0
3. 2008.....	XXX	0	0	1	0	0	0	0	0	0
4. 2009.....	XXX	XXX	1	0	0	0	0	0	0	0
5. 2010.....	XXX	XXX	XXX	1	0	1	1	0	0	0
6. 2011.....	XXX	XXX	XXX	XXX	1	0	0	0	0	0
7. 2012.....	XXX	XXX	XXX	XXX	XXX	0	0	1	1	0
8. 2013.....	XXX	XXX	XXX	XXX	XXX	XXX	0	1	0	0
9. 2014.....	XXX	XXX	XXX	XXX	XXX	XXX	XXX	0	2	1
10. 2015.....	XXX	XXX	XXX	XXX	XXX	XXX	XXX	XXX	1	0
11. 2016.....	XXX	XXX	XXX	XXX	XXX	XXX	XXX	XXX	XXX	3

**SECTION 3A**

Years in Which Premiums Were Earned and Losses Were Incurred	Cumulative Number of Claims Reported Direct and Assumed at Year End									
	1 2007	2 2008	3 2009	4 2010	5 2011	6 2012	7 2013	8 2014	9 2015	10 2016
1. Prior.....	2	0	0	0	0	0	0	0	0	0
2. 2007.....	0	0	0	0	0	0	0	0	0	0
3. 2008.....	XXX	0	1	2	2	2	3	3	3	3
4. 2009.....	XXX	XXX	1	1	1	1	2	2	2	2
5. 2010.....	XXX	XXX	XXX	2	1	3	3	2	2	3
6. 2011.....	XXX	XXX	XXX	XXX	1	0	0	0	0	0
7. 2012.....	XXX	XXX	XXX	XXX	XXX	0	0	1	2	2
8. 2013.....	XXX	XXX	XXX	XXX	XXX	XXX	0	1	2	5
9. 2014.....	XXX	XXX	XXX	XXX	XXX	XXX	XXX	0	2	1
10. 2015.....	XXX	XXX	XXX	XXX	XXX	XXX	XXX	XXX	1	0
11. 2016.....	XXX	XXX	XXX	XXX	XXX	XXX	XXX	XXX	XXX	3



**Sch. P - Pt. 5H - Sn. 1B**  
**NONE**

**Sch. P - Pt. 5H - Sn. 2B**  
**NONE**

**Sch. P - Pt. 5H - Sn. 3B**  
**NONE**

**Sch. P - Pt. 5R - Sn. 1A**  
**NONE**

**Sch. P - Pt. 5R - Sn. 2A**  
**NONE**

**Sch. P - Pt. 5R - Sn. 3A**  
**NONE**

**Sch. P - Pt. 5R - Sn. 1B**  
**NONE**

**Sch. P - Pt. 5R - Sn. 2B**  
**NONE**

**Sch. P - Pt. 5R - Sn. 3B**  
**NONE**

**Sch. P - Pt. 5T - Sn. 1**  
**NONE**

**Sch. P - Pt. 5T - Sn. 2**  
**NONE**

**Sch. P - Pt. 5T - Sn. 3**  
**NONE**

**Sch. P - Pt. 6C - Sn. 1**  
**NONE**

**Sch. P - Pt. 6C - Sn. 2**  
**NONE**

**Sch. P - Pt. 6D - Sn. 1**  
**NONE**

**Sch. P - Pt. 6D - Sn. 2**  
**NONE**

**SCHEDULE P - PART 6E - COMMERCIAL MULTIPLE PERIL**

**SECTION 1**

Years in Which Premiums Were Earned and Losses Were Incurred	Cumulative Premiums Earned Direct and Assumed at Year End (\$000 omitted)										11 Current Year Premiums Earned
	1 2007	2 2008	3 2009	4 2010	5 2011	6 2012	7 2013	8 2014	9 2015	10 2016	
1. Prior.....	0	0	0	0	0	0	0	0	0	0	0
2. 2007.....	0	0	0	0	0	0	0	0	0	0	0
3. 2008.....	XXX	0	0	0	0	0	0	0	0	0	0
4. 2009.....	XXX	XXX	0	0	0	0	0	0	0	0	0
5. 2010.....	XXX	XXX	XXX	0	0	0	0	0	0	0	0
6. 2011.....	XXX	XXX	XXX	XXX	0	0	0	0	0	0	0
7. 2012.....	XXX	XXX	XXX	XXX	XXX	0	0	0	0	0	0
8. 2013.....	XXX	XXX	XXX	XXX	XXX	XXX	0	0	0	0	0
9. 2014.....	XXX	XXX	XXX	XXX	XXX	XXX	XXX	0	0	0	0
10. 2015.....	XXX	XXX	XXX	XXX	XXX	XXX	XXX	XXX	0	207	207
11. 2016.....	XXX	XXX	XXX	XXX	XXX	XXX	XXX	XXX	XXX	452	452
12. Total.....	XXX	XXX	XXX	XXX	XXX	XXX	XXX	XXX	XXX	XXX	659
13. Earned Prems.(P-Pt 1)	0	0	0	0	0	0	0	0	142	659	XXX

**SECTION 2**

Years in Which Premiums Were Earned and Losses Were Incurred	Cumulative Premiums Earned Ceded at Year End (\$000 omitted)										11 Current Year Premiums Earned
	1 2007	2 2008	3 2009	4 2010	5 2011	6 2012	7 2013	8 2014	9 2015	10 2016	
1. Prior.....	0	0	0	0	0	0	0	0	0	0	0
2. 2007.....	0	0	0	0	0	0	0	0	0	0	0
3. 2008.....	XXX	0	0	0	0	0	0	0	0	0	0
4. 2009.....	XXX	XXX	0	0	0	0	0	0	0	0	0
5. 2010.....	XXX	XXX	XXX	0	0	0	0	0	0	0	0
6. 2011.....	XXX	XXX	XXX	XXX	0	0	0	0	0	0	0
7. 2012.....	XXX	XXX	XXX	XXX	XXX	0	0	0	0	0	0
8. 2013.....	XXX	XXX	XXX	XXX	XXX	XXX	0	0	0	0	0
9. 2014.....	XXX	XXX	XXX	XXX	XXX	XXX	XXX	0	0	0	0
10. 2015.....	XXX	XXX	XXX	XXX	XXX	XXX	XXX	XXX	142	349	207
11. 2016.....	XXX	XXX	XXX	XXX	XXX	XXX	XXX	XXX	XXX	452	452
12. Total.....	XXX	XXX	XXX	XXX	XXX	XXX	XXX	XXX	XXX	XXX	659
13. Earned Prems.(P-Pt 1)	0	0	0	0	0	0	0	0	142	659	XXX

**SCHEDULE P - PART 6H - OTHER LIABILITY - OCCURRENCE**

**SECTION 1A**

Years in Which Premiums Were Earned and Losses Were Incurred	Cumulative Premiums Earned Direct and Assumed at Year End (\$000 omitted)										11 Current Year Premiums Earned
	1 2007	2 2008	3 2009	4 2010	5 2011	6 2012	7 2013	8 2014	9 2015	10 2016	
1. Prior.....	58	0	0	0	0	0	0	0	0	0	0
2. 2007.....	72	144	144	144	144	144	144	144	144	144	0
3. 2008.....	XXX	86	171	171	171	171	171	171	171	171	0
4. 2009.....	XXX	XXX	103	204	204	204	204	204	204	204	0
5. 2010.....	XXX	XXX	XXX	142	293	293	293	293	293	292	(1)
6. 2011.....	XXX	XXX	XXX	XXX	191	385	385	385	385	385	0
7. 2012.....	XXX	XXX	XXX	XXX	XXX	226	461	461	461	461	0
8. 2013.....	XXX	XXX	XXX	XXX	XXX	XXX	284	571	571	571	0
9. 2014.....	XXX	XXX	XXX	XXX	XXX	XXX	XXX	314	627	627	0
10. 2015.....	XXX	XXX	XXX	XXX	XXX	XXX	XXX	XXX	322	641	319
11. 2016.....	XXX	XXX	XXX	XXX	XXX	XXX	XXX	XXX	XXX	346	346
12. Total.....	XXX	XXX	XXX	XXX	XXX	XXX	XXX	XXX	XXX	XXX	664
13. Earned Prems.(P-Pt 1)	130	158	188	244	341	420	519	601	634	663	XXX

**SECTION 2A**

Years in Which Premiums Were Earned and Losses Were Incurred	Cumulative Premiums Earned Ceded at Year End (\$000 omitted)										11 Current Year Premiums Earned
	1 2007	2 2008	3 2009	4 2010	5 2011	6 2012	7 2013	8 2014	9 2015	10 2016	
1. Prior.....	58	0	0	0	0	0	0	0	0	0	0
2. 2007.....	72	144	144	144	144	144	144	144	144	144	0
3. 2008.....	XXX	86	171	171	171	171	171	171	171	171	0
4. 2009.....	XXX	XXX	103	204	204	204	204	204	204	204	0
5. 2010.....	XXX	XXX	XXX	142	293	293	293	293	293	292	(1)
6. 2011.....	XXX	XXX	XXX	XXX	191	385	385	385	385	385	0
7. 2012.....	XXX	XXX	XXX	XXX	XXX	226	461	461	461	461	0
8. 2013.....	XXX	XXX	XXX	XXX	XXX	XXX	284	571	571	571	0
9. 2014.....	XXX	XXX	XXX	XXX	XXX	XXX	XXX	314	627	627	0
10. 2015.....	XXX	XXX	XXX	XXX	XXX	XXX	XXX	XXX	322	641	319
11. 2016.....	XXX	XXX	XXX	XXX	XXX	XXX	XXX	XXX	XXX	346	346
12. Total.....	XXX	XXX	XXX	XXX	XXX	XXX	XXX	XXX	XXX	XXX	664
13. Earned Prems.(P-Pt 1)	130	158	188	244	341	420	519	601	634	663	XXX

**Sch. P - Pt. 6H - Sn. 1B**

**NONE**

**Sch. P - Pt. 6H - Sn. 2B**

**NONE**

**Sch. P - Pt. 6M - Sn. 1**

**NONE**

**Sch. P - Pt. 6M - Sn. 2**

**NONE**

**Sch. P - Pt. 6N - Sn. 1**

**NONE**

**Sch. P - Pt. 6N - Sn. 2**

**NONE**

**Sch. P - Pt. 6O - Sn. 1**

**NONE**

**Sch. P - Pt. 6O - Sn. 2**

**NONE**

**Sch. P - Pt. 6R - Sn. 1A**

**NONE**

**Sch. P - Pt. 6R - Sn. 2A**

**NONE**

**Sch. P - Pt. 6R - Sn. 1B**

**NONE**

**Sch. P - Pt. 6R - Sn. 2B**

**NONE**

**Sch. P - Pt. 7A - Sn. 1**

**NONE**

**Sch. P - Pt. 7A - Sn. 2**

**NONE**

**Sch. P - Pt. 7A - Sn. 3**

**NONE**

**Sch. P - Pt. 7A - Sn. 4**

**NONE**

**Sch. P - Pt. 7A - Sn. 5**

**NONE**

**Sch. P - Pt. 7B - Sn. 1**

**NONE**

**Sch. P - Pt. 7B - Sn. 2**

**NONE**

**Sch. P - Pt. 7B - Sn. 3**

**NONE**

Annual Statement for the year 2016 of the **Metropolitan Direct Property and Casualty Insurance Company**  
**SCHEDULE P - PART 7B - REINSURANCE LOSS SENSITIVE CONTRACTS (continued)**

SECTION 4

Years in Which Policies Were Issued	Net Earned Premiums Reported At Year End (\$000 Omitted)									
	1 2007	2 2008	3 2009	4 2010	5 2011	6 2012	7 2013	8 2014	9 2015	10 2016
1. Prior.....	0	0	0	0	0	0	0	0	0	0
2. 2007.....	0	0	0	0	0	0	0	0	0	0
3. 2008.....	.XXX	0	0	0	0	0	0	0	0	0
4. 2009.....	.XXX	.XXX	0	0	0	0	0	0	0	0
5. 2010.....	.XXX	.XXX	.XXX	0	0	0	0	0	0	0
6. 2011.....	.XXX	.XXX	.XXX	.XXX	0	0	0	0	0	0
7. 2012.....	.XXX	.XXX	.XXX	.XXX	.XXX	0	0	0	0	0
8. 2013.....	.XXX	.XXX	.XXX	.XXX	.XXX	.XXX	0	0	0	0
9. 2014.....	.XXX	.XXX	.XXX	.XXX	.XXX	.XXX	.XXX	0	0	0
10. 2015.....	.XXX	.XXX	.XXX	.XXX	.XXX	.XXX	.XXX	.XXX	0	0
11. 2016.....	.XXX	.XXX	.XXX	.XXX	.XXX	.XXX	.XXX	.XXX	.XXX	0

SECTION 5

Years in Which Policies Were Issued	Net Reserve For Premium Adjustments And Accrued Retrospective Premiums At Year End (\$000 Omitted)									
	1 2007	2 2008	3 2009	4 2010	5 2011	6 2012	7 2013	8 2014	9 2015	10 2016
1. Prior.....	0	0	0	0	0	0	0	0	0	0
2. 2007.....	0	0	0	0	0	0	0	0	0	0
3. 2008.....	.XXX	0	0	0	0	0	0	0	0	0
4. 2009.....	.XXX	.XXX	0	0	0	0	0	0	0	0
5. 2010.....	.XXX	.XXX	.XXX	0	0	0	0	0	0	0
6. 2011.....	.XXX	.XXX	.XXX	.XXX	0	0	0	0	0	0
7. 2012.....	.XXX	.XXX	.XXX	.XXX	.XXX	0	0	0	0	0
8. 2013.....	.XXX	.XXX	.XXX	.XXX	.XXX	.XXX	0	0	0	0
9. 2014.....	.XXX	.XXX	.XXX	.XXX	.XXX	.XXX	.XXX	0	0	0
10. 2015.....	.XXX	.XXX	.XXX	.XXX	.XXX	.XXX	.XXX	.XXX	0	0
11. 2016.....	.XXX	.XXX	.XXX	.XXX	.XXX	.XXX	.XXX	.XXX	.XXX	0

SECTION 6

Years in Which Policies Were Issued	Incurred Adjustable Commissions Reported At Year End (\$000 Omitted)									
	1 2007	2 2008	3 2009	4 2010	5 2011	6 2012	7 2013	8 2014	9 2015	10 2016
1. Prior.....	0	0	0	0	0	0	0	0	0	0
2. 2007.....	0	0	0	0	0	0	0	0	0	0
3. 2008.....	.XXX	0	0	0	0	0	0	0	0	0
4. 2009.....	.XXX	.XXX	0	0	0	0	0	0	0	0
5. 2010.....	.XXX	.XXX	.XXX	0	0	0	0	0	0	0
6. 2011.....	.XXX	.XXX	.XXX	.XXX	0	0	0	0	0	0
7. 2012.....	.XXX	.XXX	.XXX	.XXX	.XXX	0	0	0	0	0
8. 2013.....	.XXX	.XXX	.XXX	.XXX	.XXX	.XXX	0	0	0	0
9. 2014.....	.XXX	.XXX	.XXX	.XXX	.XXX	.XXX	.XXX	0	0	0
10. 2015.....	.XXX	.XXX	.XXX	.XXX	.XXX	.XXX	.XXX	.XXX	0	0
11. 2016.....	.XXX	.XXX	.XXX	.XXX	.XXX	.XXX	.XXX	.XXX	.XXX	0

SECTION 7

Years in Which Policies Were Issued	Reserves For Commission Adjustments At Year End (\$000 Omitted)									
	1 2007	2 2008	3 2009	4 2010	5 2011	6 2012	7 2013	8 2014	9 2015	10 2016
1. Prior.....	0	0	0	0	0	0	0	0	0	0
2. 2007.....	0	0	0	0	0	0	0	0	0	0
3. 2008.....	.XXX	0	0	0	0	0	0	0	0	0
4. 2009.....	.XXX	.XXX	0	0	0	0	0	0	0	0
5. 2010.....	.XXX	.XXX	.XXX	0	0	0	0	0	0	0
6. 2011.....	.XXX	.XXX	.XXX	.XXX	0	0	0	0	0	0
7. 2012.....	.XXX	.XXX	.XXX	.XXX	.XXX	0	0	0	0	0
8. 2013.....	.XXX	.XXX	.XXX	.XXX	.XXX	.XXX	0	0	0	0
9. 2014.....	.XXX	.XXX	.XXX	.XXX	.XXX	.XXX	.XXX	0	0	0
10. 2015.....	.XXX	.XXX	.XXX	.XXX	.XXX	.XXX	.XXX	.XXX	0	0
11. 2016.....	.XXX	.XXX	.XXX	.XXX	.XXX	.XXX	.XXX	.XXX	.XXX	0

Annual Statement for the year 2016 of the **Metropolitan Direct Property and Casualty Insurance Company**  
**SCHEDULE P INTERROGATORIES**

1. The following questions relate to yet-to-be-issued Extended Reporting Endorsements (EREs) arising from Death, Disability, or Retirement (DDR) provisions in Medical Professional Liability Claims-Made insurance policies. EREs provided for reasons other than DDR are not included.
- 1.1 Does the company issue Medical Professional Liability Claims-Made insurance policies that provide tail (also known as an extended reporting endorsement, or "ERE") benefits in the event of Death, Disability, or Retirement (DDR) at a reduced charge or at no additional cost? Yes [ ] No [X]  
 If the answer to question 1.1 is "no", leave the following questions blank. If the answer to question 1.1 is "yes", please answer the following questions.
- 1.2 What is the total amount of the reserve for that provision (DDR reserve), as reported, explicitly or not, elsewhere in this statement (in dollars)? \$.....0
- 1.3 Does the company report any DDR reserve as Unearned Premium Reserve per SSAP #65? Yes [ ] No [ ]
- 1.4 Does the company report any DDR reserve as loss or loss adjustment expense reserve? Yes [ ] No [ ]
- 1.5 If the company reports DDR reserve as Unearned Premium Reserve, does that amount match the figure on the Underwriting and Investment Exhibit, Part 1A - Recapitulation of all Premiums (Page 7) Column 2, Lines 11.1 plus 11.2? Yes [ ] No [ ] N/A [ ]
- 1.6 If the company reports DDR reserve as loss or loss adjustment expense reserve, please complete the following table corresponding to where these reserves are reported in Schedule P:

Years in Which Premiums Were Earned and Losses Were Incurred		DDR Reserve Included in Schedule P, Part 1F, Medical Professional Liability Column 24: Total Net Losses and Expenses Unpaid	
		1 Section 1: Occurrence	2 Section 2: Claims-Made
1.601	Prior.....	.....0	.....0
1.602	2007.....	.....0	.....0
1.603	2008.....	.....0	.....0
1.604	2009.....	.....0	.....0
1.605	2010.....	.....0	.....0
1.606	2011.....	.....0	.....0
1.607	2012.....	.....0	.....0
1.608	2013.....	.....0	.....0
1.609	2014.....	.....0	.....0
1.610	2015.....	.....0	.....0
1.611	2016.....	.....0	.....0
1.612	Totals.....	.....0	.....0

2. The definition of allocated loss adjustment expenses (ALAE) and, therefore, unallocated loss adjustment expenses (ULAE) was changed effective January 1, 1998. This change in definition applies to both paid and unpaid expenses. Are these expenses (now reported as "Defense and Cost Containment" and "Adjusting and Other") reported in compliance with these definitions in this statement? Yes [X] No [ ]

3. The Adjusting and Other expense payments and reserves should be allocated to the years in which the losses were incurred based on the number of claims reported, closed and outstanding in those years. When allocating Adjusting and Other expense between companies in a group or a pool, the Adjusting and Other expense should be allocated in the same percentage used for the loss amounts and the claim counts. For reinsurers, Adjusting and Other expense assumed should be reported according to the reinsurance contract. For Adjusting and Other expense incurred by reinsurers, or in those situations where suitable claim count information is not available, Adjusting and Other expense should be allocated by a reasonable method determined by the company and described in Interrogatory 7, below. Are they so reported in this statement? Yes [X] No [ ]

4. Do any lines in Schedule P include reserves that are reported gross of any discount to present value of future payments, and that are reported net of such discounts on Page 10? Yes [ ] No [X]

If yes, proper disclosure must be made in the Notes to Financial Statements, as specified in the Instructions. Also, the discounts must be reported in Schedule P - Part 1, Columns 32 and 33.

Schedule P must be completed gross of non-tabular discounting. Work papers relating to discount calculations must be available for examination upon request.

Discounting is allowed only if expressly permitted by the state insurance department to which this Annual Statement is being filed.

5. What were the net premiums in force at the end of the year for: (in thousands of dollars)
- 5.1 Fidelity \$.....0
- 5.2 Surety \$.....0

6. Claim count information is reported per claim or per claimant. (Indicate which). PER CLAIM  
 If not the same in all years, explain in Interrogatory 7.

- 7.1 The information provided in Schedule P will be used by many persons to estimate the adequacy of the current loss and expense reserves, among other things. Are there any especially significant events, coverage, retention or accounting changes that have occurred that must be considered when making such analyses? Yes [X] No [ ]

- 7.2 An extended statement may be attached.  
Effective January 1, 2001, the company entered into a 100% Restated Quota Share Reinsurance Agreement with its parent company. The company cedes to its parent 100% interest in gross net liabilities and its premiums, losses, expenses, payment fees, dividends and direct agents balance.

**SCHEDULE T - PART 2**

**INTERSTATE COMPACT - EXHIBIT OF PREMIUMS WRITTEN**

Allocated by States and Territories

States, Etc.		Direct Business Only					Totals
		1 Life (Group and Individual)	2 Annuities (Group and Individual)	3 Disability Income (Group and Individual)	4 Long-Term Care (Group and Individual)	5 Deposit-Type Contracts	
1. Alabama.....AL	0	0	0	0	0	0	
2. Alaska.....AK	0	0	0	0	0	0	
3. Arizona.....AZ	0	0	0	0	0	0	
4. Arkansas.....AR	0	0	0	0	0	0	
5. California.....CA	0	0	0	0	0	0	
6. Colorado.....CO	0	0	0	0	0	0	
7. Connecticut.....CT	0	0	0	0	0	0	
8. Delaware.....DE	0	0	0	0	0	0	
9. District of Columbia.....DC	0	0	0	0	0	0	
10. Florida.....FL	0	0	0	0	0	0	
11. Georgia.....GA	0	0	0	0	0	0	
12. Hawaii.....HI	0	0	0	0	0	0	
13. Idaho.....ID	0	0	0	0	0	0	
14. Illinois.....IL	0	0	0	0	0	0	
15. Indiana.....IN	0	0	0	0	0	0	
16. Iowa.....IA	0	0	0	0	0	0	
17. Kansas.....KS	0	0	0	0	0	0	
18. Kentucky.....KY	0	0	0	0	0	0	
19. Louisiana.....LA	0	0	0	0	0	0	
20. Maine.....ME	0	0	0	0	0	0	
21. Maryland.....MD	0	0	0	0	0	0	
22. Massachusetts.....MA	0	0	0	0	0	0	
23. Michigan.....MI	0	0	0	0	0	0	
24. Minnesota.....MN	0	0	0	0	0	0	
25. Mississippi.....MS	0	0	0	0	0	0	
26. Missouri.....MO	0	0	0	0	0	0	
27. Montana.....MT	0	0	0	0	0	0	
28. Nebraska.....NE	0	0	0	0	0	0	
29. Nevada.....NV	0	0	0	0	0	0	
30. New Hampshire.....NH	0	0	0	0	0	0	
31. New Jersey.....NJ	0	0	0	0	0	0	
32. New Mexico.....NM	0	0	0	0	0	0	
33. New York.....NY	0	0	0	0	0	0	
34. North Carolina.....NC	0	0	0	0	0	0	
35. North Dakota.....ND	0	0	0	0	0	0	
36. Ohio.....OH	0	0	0	0	0	0	
37. Oklahoma.....OK	0	0	0	0	0	0	
38. Oregon.....OR	0	0	0	0	0	0	
39. Pennsylvania.....PA	0	0	0	0	0	0	
40. Rhode Island.....RI	0	0	0	0	0	0	
41. South Carolina.....SC	0	0	0	0	0	0	
42. South Dakota.....SD	0	0	0	0	0	0	
43. Tennessee.....TN	0	0	0	0	0	0	
44. Texas.....TX	0	0	0	0	0	0	
45. Utah.....UT	0	0	0	0	0	0	
46. Vermont.....VT	0	0	0	0	0	0	
47. Virginia.....VA	0	0	0	0	0	0	
48. Washington.....WA	0	0	0	0	0	0	
49. West Virginia.....WV	0	0	0	0	0	0	
50. Wisconsin.....WI	0	0	0	0	0	0	
51. Wyoming.....WY	0	0	0	0	0	0	
52. American Samoa.....AS	0	0	0	0	0	0	
53. Guam.....GU	0	0	0	0	0	0	
54. Puerto Rico.....PR	0	0	0	0	0	0	
55. US Virgin Islands.....VI	0	0	0	0	0	0	
56. Northern Mariana Islands.....MP	0	0	0	0	0	0	
57. Canada.....CAN	0	0	0	0	0	0	
58. Aggregate Other Alien.....OT	0	0	0	0	0	0	
59. Totals.....	0	0	0	0	0	0	

**NONE**

**SCHEDULE Y**

**PART 1A - DETAIL OF INSURANCE HOLDING COMPANY SYSTEM**

1	2	3	4	5	6	7	8	9	10	11	12	13	14	15	16
Group Code	Group Name	NAIC Company Code	ID Number	Federal RSSD	CIK	Name of Securities Exchange if Publicly Traded (U.S. or International)	Names of Parent, Subsidiaries or Affiliates	Domiciliary Location	Relationship to Reporting Entity	Directly Controlled by (Name of Entity/Person)	Type of Control (Ownership Board, Management Attorney-in-Fact, Influence, Other)	If Control is Ownership Provide Percentage	Ultimate Controlling Entity(ies)/Person(s)	Is an SCA Filing Required? (Y/N)	*
<b>Members</b>															
0241	MetLife.....	00000..	13-4075851..	2945824	1099219	NYSE, ISE.....	MetLife, Inc.....	DE.....	UIP.....	Board of Directors.....	Board of Directors	0.000	Board of Directors.....	..N.....	0.....
0241	MetLife.....	65978..	13-5581829..	1583845	937834	ISE.....	Metropolitan Life Insurance Company.....	NY.....	IA.....	MetLife, Inc.....	Ownership.....	100.000	MetLife, Inc.....	..N.....	0.....
0241	MetLife.....	00000..	20-2985998..	0	0		500 Grant Street GP, LLC.....	DE.....	NIA.....	Metropolitan Life Insurance Company.....	Ownership.....	100.000	MetLife, Inc.....	..N.....	0.....
0241	MetLife.....	00000..		0	0		500 Grant Street Associates Limited Partnership	CT.....	NIA.....	Metropolitan Life Insurance Company.....	Ownership.....	99.000	MetLife, Inc.....	..N.....	0.....
0241	MetLife.....	00000..		0	0		500 Grant Street Associates Limited Partnership	CT.....	NIA.....	500 Grant Street GP LLC.....	Ownership.....	1.000	MetLife, Inc.....	..N.....	0.....
0241	MetLife.....	00000..	22-3140349..	0	0		MetLife Retirement Services LLC.....	NJ.....	NIA.....	Metropolitan Life Insurance Company.....	Ownership.....	100.000	MetLife, Inc.....	..N.....	0.....
0241	MetLife.....	00000..	13-2862391..	0	0		Brighthouse Securities, LLC.....	DE.....	NIA.....	MetLife, Inc.....	Ownership.....	100.000	MetLife, Inc.....	..N.....	0.....
0241	MetLife.....	63665..	43-0285930..	0	728240		General American Life Insurance Company.....	MO.....	IA.....	MetLife, Inc.....	Ownership.....	100.000	MetLife, Inc.....	..Y.....	0.....
0241	MetLife.....	00000..	45-2420223..	0	0		GALIC Holdings LLC.....	DE.....	NIA.....	General American Life Insurance Company.....	Ownership.....	100.000	MetLife, Inc.....	..N.....	0.....
0241	MetLife.....	91626..	04-2708937..	0	1030011		New England Life Insurance Company.....	MA.....	IA.....	MetLife, Inc.....	Ownership.....	100.000	MetLife, Inc.....	..Y.....	0.....
0241	MetLife.....	00000..		0	0		MLIC CB Holdings LLC.....	DE.....	NIA.....	Metropolitan Life Insurance Company.....	Ownership.....	100.000	MetLife, Inc.....	..N.....	0.....
0241	MetLife.....	00000..		0	0		HPZ Assets LLC.....	DE.....	NIA.....	Metropolitan Life Insurance Company.....	Ownership.....	100.000	MetLife, Inc.....	..N.....	0.....
0241	MetLife.....	00000..		0	0		Alternative Fuels I, LLC.....	DE.....	NIA.....	Metropolitan Life Insurance Company.....	Ownership.....	100.000	MetLife, Inc.....	..N.....	0.....
0241	MetLife.....	00000..	46-0800386..	0	0		CC Holdco Manager, LLC.....	DE.....	NIA.....	Metropolitan Life Insurance Company.....	Ownership.....	100.000	MetLife, Inc.....	..N.....	0.....
0241	MetLife.....	00000..	13-5581829..	0	0		MetLife Private Equity Holdings, LLC.....	DE.....	NIA.....	MetLife SP Holdings, LLC.....	Ownership.....	100.000	MetLife, Inc.....	..N.....	0.....
0241	MetLife.....	00000..		0	0		Euro CL Investments LLC.....	DE.....	NIA.....	Metropolitan Life Insurance Company.....	Ownership.....	100.000	MetLife, Inc.....	..N.....	0.....
0241	MetLife.....	00000..		0	0		1001 Properties, LLC.....	DE.....	NIA.....	Metropolitan Life Insurance Company.....	Ownership.....	100.000	MetLife, Inc.....	..N.....	0.....
0241	MetLife.....	00000..		0	0		6104 Hollywood, LLC.....	DE.....	NIA.....	Metropolitan Life Insurance Company.....	Ownership.....	100.000	MetLife, Inc.....	..N.....	0.....
0241	MetLife.....	00000..		0	0		The Building at 575 Fifth Avenue Mezzanine LLC	DE.....	NIA.....	Metropolitan Life Insurance Company.....	Ownership.....	100.000	MetLife, Inc.....	..N.....	0.....
0241	MetLife.....	00000..		0	0		The Building at 575 Fifth Retail Holding LLC.....	DE.....	NIA.....	The Building at 575 Fifth Avenue Mezzanine LLC	Ownership.....	100.000	MetLife, Inc.....	..N.....	0.....
0241	MetLife.....	00000..		0	0		The Building at 575 Fifth Retail Owner LLC.....	DE.....	NIA.....	The Building at 575 Fifth Retail Holding LLC.....	Ownership.....	100.000	MetLife, Inc.....	..N.....	0.....
0241	MetLife.....	00000..	20-8254446..	0	0		10700 Wilshire, LLC.....	DE.....	NIA.....	Metropolitan Life Insurance Company.....	Ownership.....	100.000	MetLife, Inc.....	..N.....	0.....
0241	MetLife.....	00000..		0	0		Sandpiper Cove Associates II, LLC.....	DE.....	NIA.....	Metropolitan Life Insurance Company.....	Ownership.....	100.000	MetLife, Inc.....	..N.....	0.....
0241	MetLife.....	00000..		0	0		ML Mililani Member, LLC.....	DE.....	NIA.....	Metropolitan Life Insurance Company.....	Ownership.....	95.000	MetLife, Inc.....	..N.....	0.....
0241	MetLife.....	00000..		0	0		ML Mililani Member, LLC.....	DE.....	NIA.....	General American Life Insurance Company.....	Ownership.....	5.000	MetLife, Inc.....	..N.....	0.....
0241	MetLife.....	00000..		0	0		ML North Brand Member.....	DE.....	NIA.....	Metropolitan Life Insurance Company.....	Ownership.....	100.000	MetLife, Inc.....	..N.....	0.....
0241	MetLife.....	00000..	47-5228317..	0	0		MCPP Owners, LLC.....	DE.....	NIA.....	Metropolitan Life Insurance Company.....	Ownership.....	84.503	MetLife, Inc.....	..N.....	0.....
0241	MetLife.....	00000..	47-5228317..	0	0		MCPP Owners, LLC.....	DE.....	NIA.....	General American Life Insurance Company.....	Ownership.....	0.603	MetLife, Inc.....	..N.....	0.....
0241	MetLife.....	00000..	47-5228317..	0	0		MCPP Owners, LLC.....	DE.....	NIA.....	Metropolitan Tower Life Insurance Company.....	Ownership.....	1.616	MetLife, Inc.....	..N.....	0.....
0241	MetLife.....	00000..	47-5228317..	0	0		MCPP Owners, LLC.....	DE.....	NIA.....	MTL Leasing, LLC.....	Ownership.....	13.278	MetLife, Inc.....	..N.....	0.....
0241	MetLife.....	00000..	20-3700390..	0	0		Viridian Miracle Mile, LLC.....	DE.....	NIA.....	Metropolitan Life Insurance Company.....	Ownership.....	100.000	MetLife, Inc.....	..N.....	0.....

**SCHEDULE Y**

**PART 1A - DETAIL OF INSURANCE HOLDING COMPANY SYSTEM**

1	2	3	4	5	6	7	8	9	10	11	12	13	14	15	16
Group Code	Group Name	NAIC Company Code	ID Number	Federal RSSD	CIK	Name of Securities Exchange if Publicly Traded (U.S. or International)	Names of Parent, Subsidiaries or Affiliates	Domiciliary Location	Relationship to Reporting Entity	Directly Controlled by (Name of Entity/Person)	Type of Control (Ownership Board, Management Attorney-in-Fact, Influence, Other)	If Control is Ownership Provide Percentage	Ultimate Controlling Entity(ies)/Person(s)	Is an SCA Filing Required? (Y/N)	*
0241	MetLife.....	00000..	98-1107266..	.....0	.....0		MetLife Canada Solar ULC.....	CAN.....	NIA.....	MetLife Capital, Limited Partnership.....	Ownership.....	100.000	MetLife, Inc.....	.....N.....	0.....
0241	MetLife.....	00000..		4275534	.....0		MetLife Investments Asia Limited (Hong Kong).....	HKG.....	NIA.....	MetLife Investment Management Holdings (Ireland) Limited.....	Ownership.....	100.000	MetLife, Inc.....	.....N.....	0.....
0241	MetLife.....	00000..		4254427	.....0		MetLife Investments Limited (UK).....	GBR.....	NIA.....	Metropolitan Life Insurance Company.....	Ownership.....	99.000	MetLife, Inc.....	.....Y.....	0.....
0241	MetLife.....	00000..		4254427	.....0		MetLife Investments Limited (UK).....	GBR.....	NIA.....	23rd Street Investments, Inc.....	Ownership.....	1.000	MetLife, Inc.....	.....Y.....	0.....
0241	MetLife.....	00000..		4254445	.....0		MetLife Latin America Asesorias e Inversiones Limitada (Chile).....	CHL.....	NIA.....	Metropolitan Life Insurance Company.....	Ownership.....	99.990	MetLife, Inc.....	.....N.....	0.....
0241	MetLife.....	00000..		4254445	.....0		MetLife Latin America Asesorias e Inversiones Limitada (Chile).....	CHL.....	NIA.....	23rd Street Investments, Inc.....	Ownership.....	0.010	MetLife, Inc.....	.....N.....	0.....
0241	MetLife.....	00000..	86-1176467..	.....0	.....0		MEX DF Properties, LLC.....	DE.....	NIA.....	Metropolitan Life Insurance Company.....	Ownership.....	100.000	MetLife, Inc.....	.....N.....	0.....
0241	MetLife.....	00000..		.....0	.....0		LAR Vivienda XVII, S. de. R. L. de C.V.....	MEX.....	NIA.....	MEX DF Properties, LLC.....	Ownership.....	99.990	MetLife, Inc.....	.....N.....	0.....
0241	MetLife.....	00000..		.....0	.....0		LAR Vivienda XVII, S. de. R. L. de C.V.....	MEX.....	NIA.....	Euro CL Investments LLC.....	Ownership.....	0.010	MetLife, Inc.....	.....N.....	0.....
0241	MetLife.....	00000..	55-0891973..	.....0	.....0		Corporate Real Estate Holdings, LLC.....	DE.....	NIA.....	Metropolitan Life Insurance Company.....	Ownership.....	100.000	MetLife, Inc.....	.....N.....	0.....
0241	MetLife.....	00000..		.....0	.....0		WFP 1000 Holding Company GP, LLC.....	DE.....	NIA.....	Metropolitan Life Insurance Company.....	Ownership.....	100.000	MetLife, Inc.....	.....N.....	0.....
0241	MetLife.....	00000..		.....0	.....0		MSV Irvine Property, LLC.....	DE.....	NIA.....	Metropolitan Life Insurance Company.....	Ownership.....	96.000	MetLife, Inc.....	.....N.....	0.....
0241	MetLife.....	00000..		.....0	.....0		MSV Irvine Property, LLC.....	DE.....	NIA.....	Metropolitan Tower Realty Company, Inc.....	Ownership.....	4.000	MetLife, Inc.....	.....N.....	0.....
0241	MetLife.....	00000..	13-3619870..	.....0	.....0		23rd Street Investments, Inc.....	DE.....	NIA.....	Metropolitan Life Insurance Company.....	Ownership.....	100.000	MetLife, Inc.....	.....Y.....	0.....
0241	MetLife.....	00000..	06-1193029..	.....0	.....0		MetLife Capital Credit L.P.....	DE.....	NIA.....	Metropolitan Life Insurance Company.....	Ownership.....	99.000	MetLife, Inc.....	.....N.....	0.....
0241	MetLife.....	00000..	06-1193029..	.....0	.....0		MetLife Capital Credit L.P.....	DE.....	NIA.....	23rd Street Investments, Inc.....	Ownership.....	1.000	MetLife, Inc.....	.....N.....	0.....
0241	MetLife.....	00000..	91-1273824..	.....0	.....0		MetLife Capital, Limited Partnership.....	DE.....	NIA.....	Metropolitan Life Insurance Company.....	Ownership.....	99.000	MetLife, Inc.....	.....N.....	0.....
0241	MetLife.....	00000..	91-1273824..	.....0	.....0		MetLife Capital, Limited Partnership.....	DE.....	NIA.....	23rd Street Investments, Inc.....	Ownership.....	1.000	MetLife, Inc.....	.....N.....	0.....
0241	MetLife.....	00000..		.....0	.....0		Long Island Solar Farm, LLC.....	DE.....	NIA.....	MetLife Renewables Holding, LLC.....	Ownership.....	9.610	MetLife, Inc.....	.....N.....	0.....
0241	MetLife.....	00000..		.....0	.....0		Long Island Solar Farm, LLC.....	DE.....	NIA.....	MetLife Capital, Limited Partnership.....	Ownership.....	90.390	MetLife, Inc.....	.....N.....	0.....
0241	MetLife.....	00000..	43-1822723..	4275507	.....0		Missouri Reinsurance, Inc.....	CYM.....	IA.....	Metropolitan Life Insurance Company.....	Ownership.....	100.000	MetLife, Inc.....	.....N.....	0.....
0241	MetLife.....	00000..	13-3237278..	.....0	.....0		MetLife Holdings, Inc.....	DE.....	NIA.....	Metropolitan Life Insurance Company.....	Ownership.....	100.000	MetLife, Inc.....	.....Y.....	0.....
0241	MetLife.....	00000..	13-3237275..	.....0	.....0		MetLife Credit Corp.....	DE.....	NIA.....	MetLife Holdings, Inc. (DE).....	Ownership.....	100.000	MetLife, Inc.....	.....N.....	0.....
0241	MetLife.....	00000..	13-3237277..	.....0	.....0		MetLife Funding, Inc.....	DE.....	NIA.....	MetLife Holdings, Inc. (DE).....	Ownership.....	100.000	MetLife, Inc.....	.....N.....	0.....
0241	MetLife.....	00000..		.....0	.....0		85 Broad Street Mezzanine LLC.....	DE.....	NIA.....	Metropolitan Life Insurance Company.....	Ownership.....	100.000	MetLife, Inc.....	.....N.....	0.....
0241	MetLife.....	00000..	46-5563450..	.....0	.....0		Buford Logistics Center, LLC.....	DE.....	NIA.....	Metropolitan Life Insurance Company.....	Ownership.....	100.000	MetLife, Inc.....	.....N.....	0.....
0241	MetLife.....	00000..		.....0	.....0		MetLife Park Tower Member, LLC.....	DE.....	NIA.....	Metropolitan Life Insurance Company.....	Ownership.....	100.000	MetLife, Inc.....	.....N.....	0.....
0241	MetLife.....	00000..	47-5505232..	.....0	.....0		Park Tower REIT, Inc.....	DE.....	NIA.....	MetLife Park Tower Member, LLC.....	Ownership.....	100.000	MetLife, Inc.....	.....N.....	0.....
0241	MetLife.....	00000..		.....0	.....0		Park Tower JV Member, LLC.....	DE.....	NIA.....	Park Tower REIT, Inc.....	Ownership.....	100.000	MetLife, Inc.....	.....N.....	0.....
0241	MetLife.....	00000..	13-3170235..	.....0	.....0		Metropolitan Tower Realty Company, Inc.....	DE.....	NIA.....	Metropolitan Life Insurance Company.....	Ownership.....	100.000	MetLife, Inc.....	.....Y.....	0.....
0241	MetLife.....	00000..	01-0855028..	.....0	.....0		Midtown Heights, LLC.....	DE.....	NIA.....	Metropolitan Tower Realty Company, Inc.....	Ownership.....	100.000	MetLife, Inc.....	.....N.....	0.....
0241	MetLife.....	00000..	95-4656835..	.....0	.....0		Headland-Pacific Palisades, LLC.....	CA.....	NIA.....	Metropolitan Life Insurance Company.....	Ownership.....	100.000	MetLife, Inc.....	.....N.....	0.....
0241	MetLife.....	00000..	95-4146440..	.....0	.....0		Headland Properties Associates.....	CA.....	NIA.....	Metropolitan Life Insurance Company.....	Ownership.....	99.000	MetLife, Inc.....	.....N.....	0.....

97.1



# SCHEDULE Y

## PART 1A - DETAIL OF INSURANCE HOLDING COMPANY SYSTEM

1	2	3	4	5	6	7	8	9	10	11	12	13	14	15	16
Group Code	Group Name	NAIC Company Code	ID Number	Federal RSSD	CIK	Name of Securities Exchange if Publicly Traded (U.S. or International)	Names of Parent, Subsidiaries or Affiliates	Domiciliary Location	Relationship to Reporting Entity	Directly Controlled by (Name of Entity/Person)	Type of Control (Ownership Board, Management Attorney-in-Fact, Influence, Other)	If Control is Ownership Provide Percentage	Ultimate Controlling Entity(ies)/Person(s)	Is an SCA Filing Required? (Y/N)	*
0241	MetLife.....	00000..	95-4146440..	.....0	.....0		Headland Properties Associates.....	CA.....	NIA.....	Headland-Pacific Palisades, LLC.....	Ownership.....	.....1.000	MetLife, Inc.....	.....N.....	0.....
0241	MetLife.....	00000..	43-6026902..	.....0	.....0		White Oak Royalty Company.....	OK.....	NIA.....	Metropolitan Life Insurance Company.....	Ownership.....	.....100.000	MetLife, Inc.....	.....Y.....	0.....
0241	MetLife.....	00000..	30-0777814..	.....0	.....0		Marketplace Residences, LLC.....	DE.....	NIA.....	Metropolitan Life Insurance Company.....	Ownership.....	.....100.000	MetLife, Inc.....	.....N.....	0.....
0241	MetLife.....	00000..	26-2853672..	.....0	.....0		MLIC Asset Holdings LLC.....	DE.....	NIA.....	Metropolitan Life Insurance Company.....	Ownership.....	.....100.000	MetLife, Inc.....	.....N.....	0.....
0241	MetLife.....	00000..		.....0	.....0		MetLife Properties Ventures, LLC.....	DE.....	NIA.....	Metropolitan Life Insurance Company.....	Ownership.....	.....100.000	MetLife, Inc.....	.....N.....	0.....
0241	MetLife.....	00000..		.....0	.....0		Citypoint Holdings II Limited (UK).....	GBR.....	NIA.....	MetLife Properties Ventures, LLC.....	Ownership.....	.....100.000	MetLife, Inc.....	.....N.....	0.....
0241	MetLife.....	00000..	22-2375428..	.....0	.....0		Transmountain Land & Livestock Company.....	MT.....	NIA.....	Metropolitan Life Insurance Company.....	Ownership.....	.....100.000	MetLife, Inc.....	.....Y.....	0.....
0241	MetLife.....	00000..	34-1650967..	.....0	.....0		Hyatt Legal Plans, Inc.....	DE.....	NIA.....	Metropolitan Life Insurance Company.....	Ownership.....	.....100.000	MetLife, Inc.....	.....Y.....	0.....
0241	MetLife.....	00000..	34-1631590..	.....0	.....0		Hyatt Legal Plans of Florida, Inc.....	FL.....	NIA.....	Hyatt Legal Plans, Inc.....	Ownership.....	.....100.000	MetLife, Inc.....	.....N.....	0.....
0241	MetLife.....	00000..	27-0226554..	.....0	.....0		MLIC Asset Holdings II LLC.....	DE.....	NIA.....	Metropolitan Life Insurance Company.....	Ownership.....	.....100.000	MetLife, Inc.....	.....N.....	0.....
0241	MetLife.....	00000..	30-0756430..	.....0	.....0		EI Conquistador MAH II LLC.....	DE.....	NIA.....	MLIC Asset Holdings II LLC.....	Ownership.....	.....100.000	MetLife, Inc.....	.....N.....	0.....
0241	MetLife.....	00000..	80-0868980..	.....0	.....0		Mansell Office LLC.....	DE.....	NIA.....	MLIC Asset Holdings II LLC.....	Ownership.....	.....73.028	MetLife, Inc.....	.....N.....	0.....
0241	MetLife.....	00000..	80-0868980..	.....0	.....0		Mansell Office LLC.....	DE.....	NIA.....	MLIC CB Holdings LLC.....	Ownership.....	.....26.972	MetLife, Inc.....	.....N.....	0.....
0241	MetLife.....	00000..	80-0869135..	.....0	.....0		Mansell Retail LLC.....	DE.....	NIA.....	MLIC Asset Holdings II LLC.....	Ownership.....	.....73.028	MetLife, Inc.....	.....N.....	0.....
0241	MetLife.....	00000..	80-0869135..	.....0	.....0		Mansell Retail LLC.....	DE.....	NIA.....	MLIC CB Holdings LLC.....	Ownership.....	.....26.972	MetLife, Inc.....	.....N.....	0.....
0241	MetLife.....	00000..		.....0	.....0		MetLife RC SF Member, LLC.....	DE.....	NIA.....	Metropolitan Life Insurance Company.....	Ownership.....	.....100.000	MetLife, Inc.....	.....N.....	0.....
0241	MetLife.....	00000..	20-3221642..	.....0	.....0		MetLife Mall Ventures Limited Partnership.....	DE.....	NIA.....	Metropolitan Life Insurance Company.....	Ownership.....	.....99.000	MetLife, Inc.....	.....N.....	0.....
0241	MetLife.....	00000..	20-3221642..	.....0	.....0		MetLife Mall Ventures Limited Partnership.....	DE.....	NIA.....	Metropolitan Tower Realty Company, Inc.....	Ownership.....	.....1.000	MetLife, Inc.....	.....N.....	0.....
0241	MetLife.....	00000..	20-8868348..	.....0	.....0		Ashton Judiciary Square, LLC.....	DE.....	NIA.....	Metropolitan Life Insurance Company.....	Ownership.....	.....100.000	MetLife, Inc.....	.....N.....	0.....
0241	MetLife.....	00000..	20-8349277..	.....0	.....0		Sandpiper Cove Associates, LLC.....	DE.....	NIA.....	Metropolitan Life Insurance Company.....	Ownership.....	.....90.590	MetLife, Inc.....	.....N.....	0.....
0241	MetLife.....	00000..	20-8349277..	.....0	.....0		Sandpiper Cove Associates, LLC.....	DE.....	NIA.....	Metropolitan Tower Realty Company, Inc.....	Ownership.....	.....9.410	MetLife, Inc.....	.....N.....	0.....
0241	MetLife.....	00000..	20-3305615..	.....0	.....0		1900 McKinney Properties, LP.....	DE.....	NIA.....	Metropolitan Life Insurance Company.....	Ownership.....	.....99.900	MetLife, Inc.....	.....N.....	0.....
0241	MetLife.....	00000..	20-3305615..	.....0	.....0		1900 McKinney Properties, LP.....	DE.....	NIA.....	Metropolitan Tower Realty Company, Inc.....	Ownership.....	.....0.100	MetLife, Inc.....	.....N.....	0.....
0241	MetLife.....	00000..	13-4047186..	.....0	.....0		MetLife Tower Resources Group, Inc.....	DE.....	NIA.....	Metropolitan Life Insurance Company.....	Ownership.....	.....100.000	MetLife, Inc.....	.....Y.....	0.....
0241	MetLife.....	00000..	75-2085469..	.....0	.....0		Para-Met Plaza Associates.....	FL.....	NIA.....	Metropolitan Life Insurance Company.....	Ownership.....	.....75.000	MetLife, Inc.....	.....N.....	0.....
0241	MetLife.....	00000..	75-2085469..	.....0	.....0		Para-Met Plaza Associates.....	FL.....	NIA.....	Metropolitan Tower Realty Company, Inc.....	Ownership.....	.....25.000	MetLife, Inc.....	.....N.....	0.....
0241	MetLife.....	00000..		.....0	.....0		Housing Fund Manager, LLC.....	DE.....	NIA.....	Metropolitan Life Insurance Company.....	Ownership.....	.....100.000	MetLife, Inc.....	.....N.....	0.....
0241	MetLife.....	00000..	26-0405155..	.....0	.....0		MTC Fund I, LLC.....	DE.....	NIA.....	Housing Fund Manager, LLC.....	Management.....	.....0.000	MetLife, Inc.....	.....N.....	0.....
0241	MetLife.....	00000..		.....0	.....0		MTC Fund II, LLC.....	DE.....	NIA.....	Housing Fund Manager, LLC.....	Management.....	.....0.000	MetLife, Inc.....	.....N.....	0.....
0241	MetLife.....	00000..	14-2013939..	.....0	.....0		MTC Fund III, LLC.....	DE.....	NIA.....	Housing Fund Manager, LLC.....	Management.....	.....0.000	MetLife, Inc.....	.....N.....	0.....
0241	MetLife.....	00000..	13-4078322..	.....0	.....0		334 Madison Euro Investments, Inc.....	DE.....	NIA.....	Metropolitan Life Insurance Company.....	Ownership.....	.....100.000	MetLife, Inc.....	.....Y.....	0.....
0241	MetLife.....	00000..		.....0	.....0		St. James Fleet Investments Two Limited.....	CYM.....	NIA.....	Metropolitan Life Insurance Company.....	Ownership.....	.....100.000	MetLife, Inc.....	.....Y.....	0.....
0241	MetLife.....	00000..		.....0	.....0		Park Twenty Three Investments Company (UK).....	GBR.....	NIA.....	St. James Fleet Investments Two Limited.....	Ownership.....	.....100.000	MetLife, Inc.....	.....N.....	0.....
0241	MetLife.....	00000..		.....0	.....0		Convent Station Euro Investments Four Company (UK).....	GBR.....	NIA.....	Park Twenty Three Investments Company.....	Ownership.....	.....100.000	MetLife, Inc.....	.....N.....	0.....
0241	MetLife.....	00000..		.....0	.....0		OMI MLIC Investments Limited.....	CYM.....	NIA.....	Convent Station Euro Investments Four Company.....	Ownership.....	.....100.000	MetLife, Inc.....	.....N.....	0.....

97.2

**SCHEDULE Y**

**PART 1A - DETAIL OF INSURANCE HOLDING COMPANY SYSTEM**

1	2	3	4	5	6	7	8	9	10	11	12	13	14	15	16
Group Code	Group Name	NAIC Company Code	ID Number	Federal RSSD	CIK	Name of Securities Exchange if Publicly Traded (U.S. or International)	Names of Parent, Subsidiaries or Affiliates	Domiciliary Location	Relationship to Reporting Entity	Directly Controlled by (Name of Entity/Person)	Type of Control (Ownership Board, Management Attorney-in-Fact, Influence, Other)	If Control is Ownership Provide Percentage	Ultimate Controlling Entity(ies)/Person(s)	Is an SCA Filing Required? (Y/N)	*
0241	MetLife.....	00000..	46-3608641..	.....0	.....0		ML Swan Mezz, LLC.....	DE.....	NIA.....	Metropolitan Life Insurance Company.....	Ownership.....	...100.000	MetLife, Inc.....	....N.....	0.....
0241	MetLife.....	00000..	46-3589015..	.....0	.....0		ML Swan GP, LLC.....	DE.....	NIA.....	ML Swan Mezz, LLC.....	Ownership.....	...100.000	MetLife, Inc.....	....N.....	0.....
0241	MetLife.....	00000..	46-3616798..	.....0	.....0		ML Dolphin Mezz, LLC.....	DE.....	NIA.....	Metropolitan Life Insurance Company.....	Ownership.....	...100.000	MetLife, Inc.....	....N.....	0.....
0241	MetLife.....	00000..	46-3593573..	.....0	.....0		ML Dolphin GP, LLC.....	DE.....	NIA.....	ML Dolphin Mezz, LLC.....	Ownership.....	...100.000	MetLife, Inc.....	....N.....	0.....
0241	MetLife.....	00000..		.....0	.....0		Haskell East Village, LLC.....	DE.....	NIA.....	Metropolitan Life Insurance Company.....	Ownership.....	...100.000	MetLife, Inc.....	....N.....	0.....
0241	MetLife.....	00000..	46-3426206..	.....0	.....0		MetLife Cabo Hilton Member, LLC.....	DE.....	NIA.....	Metropolitan Life Insurance Company.....	Ownership.....	....54.129	MetLife, Inc.....	....N.....	0.....
0241	MetLife.....	00000..	46-3426206..	.....0	.....0		MetLife Cabo Hilton Member, LLC.....	DE.....	NIA.....	General American Life Insurance Company....	Ownership.....	....16.900	MetLife, Inc.....	....N.....	0.....
0241	MetLife.....	00000..	46-3426206..	.....0	.....0		MetLife Cabo Hilton Member, LLC.....	DE.....	NIA.....	MetLife Insurance Company USA.....	Ownership.....	....28.971	MetLife, Inc.....	....N.....	0.....
0241	MetLife.....	00000..	46-0803970..	.....0	.....0		MetLife CC Member, LLC.....	DE.....	NIA.....	Metropolitan Life Insurance Company.....	Ownership.....	....95.122	MetLife, Inc.....	....N.....	0.....
0241	MetLife.....	00000..	46-0803970..	.....0	.....0		MetLife CC Member, LLC.....	DE.....	NIA.....	General American Life Insurance Company....	Ownership.....	....4.878	MetLife, Inc.....	....N.....	0.....
0241	MetLife.....	00000..	13-5581829..	.....0	.....0		MetLife SP Holdings, LLC.....	DE.....	NIA.....	Metropolitan Life Insurance Company.....	Ownership.....	...100.000	MetLife, Inc.....	....N.....	0.....
0241	MetLife.....	00000..	80-0821598..	.....0	.....0		Oconee Hotel Company, LLC.....	DE.....	NIA.....	Metropolitan Life Insurance Company.....	Ownership.....	...100.000	MetLife, Inc.....	....N.....	0.....
0241	MetLife.....	00000..	80-0823015..	.....0	.....0		Oconee Land Company, LLC.....	DE.....	NIA.....	Metropolitan Life Insurance Company.....	Ownership.....	...100.000	MetLife, Inc.....	....N.....	0.....
0241	MetLife.....	00000..	80-0823413..	.....0	.....0		Oconee Land Development Company, LLC.....	DE.....	NIA.....	Oconee Land Company, LLC.....	Ownership.....	...100.000	MetLife, Inc.....	....N.....	0.....
0241	MetLife.....	00000..	90-0853553..	.....0	.....0		Oconee Golf Company, LLC.....	DE.....	NIA.....	Oconee Land Company, LLC.....	Ownership.....	...100.000	MetLife, Inc.....	....N.....	0.....
0241	MetLife.....	00000..	37-1694299..	.....0	.....0		Oconee Marina Company, LLC.....	DE.....	NIA.....	Oconee Land Company, LLC.....	Ownership.....	...100.000	MetLife, Inc.....	....N.....	0.....
0241	MetLife.....	00000..		.....0	.....0		1201 TAB Manager, LLC.....	DE.....	NIA.....	Metropolitan Life Insurance Company.....	Ownership.....	...100.000	MetLife, Inc.....	....N.....	0.....
0241	MetLife.....	00000..		.....0	.....0		MetLife 1201 TAB Member, LLC.....	DE.....	NIA.....	Metropolitan Life Insurance Company.....	Ownership.....	....96.900	MetLife, Inc.....	....N.....	0.....
0241	MetLife.....	00000..		.....0	.....0		MetLife 1201 TAB Member, LLC.....	DE.....	NIA.....	Metropolitan Property and Casualty Insurance Company	Ownership.....	....3.100	MetLife, Inc.....	....N.....	0.....
0241	MetLife.....	00000..		.....0	.....0		MetLife LHH Member, LLC.....	DE.....	NIA.....	Metropolitan Life Insurance Company.....	Ownership.....	....99.000	MetLife, Inc.....	....N.....	0.....
0241	MetLife.....	00000..		.....0	.....0		MetLife LHH Member, LLC.....	DE.....	NIA.....	General American Life Insurance Company ...	Ownership.....	....1.000	MetLife, Inc.....	....N.....	0.....
0241	MetLife.....	00000..	20-1035937..	.....0	.....0		Riverway Residential, LP.....	DE.....	NIA.....	Metropolitan Life Insurance Company.....	Ownership.....	....99.900	MetLife, Inc.....	....N.....	0.....
0241	MetLife.....	00000..	20-1035937..	.....0	.....0		Riverway Residential, LP.....	DE.....	NIA.....	Metropolitan Tower Realty Company, Inc.....	Ownership.....	....0.100	MetLife, Inc.....	....N.....	0.....
0241	MetLife.....	00000..		.....0	.....0		1925 WJC Owner, LLC (DE) .....	DE.....	NIA.....	Metropolitan Life Insurance Company.....	Ownership.....	...100.000	MetLife, Inc.....	....N.....	0.....
0241	MetLife.....	00000..	26-1762232..	.....0	.....0		Boulevard Residential, LLC.....	DE.....	NIA.....	Metropolitan Life Insurance Company.....	Ownership.....	...100.000	MetLife, Inc.....	....N.....	0.....
0241	MetLife.....	00000..		.....0	.....0		MetLife Ontario Street Member, LLC (DE) .....	DE.....	NIA.....	Metropolitan Life Insurance Company.....	Ownership.....	...100.000	MetLife, Inc.....	....N.....	0.....
0241	MetLife.....	00000..	46-4158087..	.....0	.....0		MetLife 555 12th Member, LLC.....	DE.....	NIA.....	Metropolitan Life Insurance Company.....	Ownership.....	....94.600	MetLife, Inc.....	....N.....	0.....
0241	MetLife.....	00000..	46-4158087..	.....0	.....0		MetLife 555 12th Member, LLC.....	DE.....	NIA.....	General American Life Insurance Company....	Ownership.....	....5.400	MetLife, Inc.....	....N.....	0.....
0241	MetLife.....	00000..	47-2085444..	.....0	.....0		ML-AI MetLife Member 2, LLC.....	DE.....	NIA.....	Metropolitan Life Insurance Company.....	Ownership.....	....98.970	MetLife, Inc.....	....N.....	0.....
0241	MetLife.....	00000..	47-2085444..	.....0	.....0		ML-AI MetLife Member 2, LLC.....	DE.....	NIA.....	General American Life Insurance Company....	Ownership.....	....1.030	MetLife, Inc.....	....N.....	0.....
0241	MetLife.....	00000..		.....0	.....0		ML-AI MetLife Member 3, LLC.....	DE.....	NIA.....	Metropolitan Life Insurance Company.....	Ownership.....	...100.000	MetLife, Inc.....	....N.....	0.....
0241	MetLife.....	00000..		.....0	.....0		MetLife ConSquare Member, LLC (DE).....	DE.....	NIA.....	Metropolitan Life Insurance Company.....	Ownership.....	...100.000	MetLife, Inc.....	....N.....	0.....
0241	MetLife.....	00000..	81-0770888..	.....0	.....0		MetLife Treat Towers Member, LLC.....	DE.....	NIA.....	Metropolitan Life Insurance Company.....	Ownership.....	...100.000	MetLife, Inc.....	....N.....	0.....
0241	MetLife.....	00000..	46-4133357..	.....0	.....0		ML Bridgeside Apartments, LLC.....	DE.....	NIA.....	Metropolitan Life Insurance Company.....	Ownership.....	...100.000	MetLife, Inc.....	....N.....	0.....

97.3

**SCHEDULE Y**

**PART 1A - DETAIL OF INSURANCE HOLDING COMPANY SYSTEM**

1	2	3	4	5	6	7	8	9	10	11	12	13	14	15	16
Group Code	Group Name	NAIC Company Code	ID Number	Federal RSSD	CIK	Name of Securities Exchange if Publicly Traded (U.S. or International)	Names of Parent, Subsidiaries or Affiliates	Domiciliary Location	Relationship to Reporting Entity	Directly Controlled by (Name of Entity/Person)	Type of Control (Ownership Board, Management Attorney-in-Fact, Influence, Other)	If Control is Ownership Provide Percentage	Ultimate Controlling Entity(ies)/Person(s)	Is an SCA Filing Required? (Y/N)	*
0241	MetLife.....	00000..					MetLife Camino Ramon Member, LLC.....	DE.....	NIA.....	General American Life Insurance Company....	Ownership.....	.....1.000	MetLife, Inc.....	.....N.....	0.....
0241	MetLife.....	00000..					MetLife Camino Ramon Member, LLC.....	DE.....	NIA.....	Metropolitan Life Insurance Company.....	Ownership.....	.....99.000	MetLife, Inc.....	.....N.....	0.....
0241	MetLife.....	00000..	46-4255167..				ML Terraces, LLC.....	DE.....	NIA.....	Metropolitan Life Insurance Company.....	Ownership.....	.....100.000	MetLife, Inc.....	.....N.....	0.....
0241	MetLife.....	00000..					MetLife CB W/A, LLC.....	DE.....	NIA.....	Metropolitan Life Insurance Company.....	Ownership.....	.....100.000	MetLife, Inc.....	.....N.....	0.....
0241	MetLife.....	00000..	47-1970965..				ML New River Village III, LLC.....	DE.....	NIA.....	Metropolitan Life Insurance Company.....	Ownership.....	.....100.000	MetLife, Inc.....	.....N.....	0.....
0241	MetLife.....	00000..					MetLife 1007 Stewart, LLC.....	DE.....	NIA.....	Metropolitan Life Insurance Company.....	Ownership.....	.....100.000	MetLife, Inc.....	.....N.....	0.....
0241	MetLife.....	00000..					Chestnut Flats Wind, LLC.....	DE.....	NIA.....	Metropolitan Life Insurance Company.....	Ownership.....	.....100.000	MetLife, Inc.....	.....N.....	0.....
0241	MetLife.....	00000..					MetLife 425 MKT Member, LLC.....	DE.....	NIA.....	Metropolitan Life Insurance Company.....	Ownership.....	.....100.000	MetLife, Inc.....	.....N.....	0.....
0241	MetLife.....	00000..	46-4229772..				MetLife THR Investor, LLC.....	DE.....	NIA.....	Metropolitan Life Insurance Company.....	Ownership.....	.....100.000	MetLife, Inc.....	.....N.....	0.....
0241	MetLife.....	00000..					MetLife OFC Member, LLC.....	DE.....	NIA.....	Metropolitan Life Insurance Company.....	Ownership.....	.....100.000	MetLife, Inc.....	.....N.....	0.....
0241	MetLife.....	00000..	47-1256270..				MetLife OBS Member, LLC.....	DE.....	NIA.....	Metropolitan Life Insurance Company.....	Ownership.....	.....100.000	MetLife, Inc.....	.....N.....	0.....
0241	MetLife.....	00000..					MetLife FM Hotel Member, LLC.....	DE.....	NIA.....	Metropolitan Life Insurance Company.....	Ownership.....	.....100.000	MetLife, Inc.....	.....N.....	0.....
0241	MetLife.....	00000..					LHCW Holdings (U.S.) LLC.....	DE.....	NIA.....	MetLife FM Hotel Member, LLC.....	Ownership.....	.....100.000	MetLife, Inc.....	.....N.....	0.....
0241	MetLife.....	00000..					LHC Holdings (U.S.) LLC.....	DE.....	NIA.....	LHCW Holdings (U.S.) LLC.....	Ownership.....	.....100.000	MetLife, Inc.....	.....N.....	0.....
0241	MetLife.....	00000..					LHCW Hotel Holding (U.S.) LLC.....	DE.....	NIA.....	LHC Holdings (U.S.) LLC.....	Ownership.....	.....100.000	MetLife, Inc.....	.....N.....	0.....
0241	MetLife.....	00000..					LHCW Hotel Holding (2002) LLC.....	DE.....	NIA.....	LHCW Hotel Holding (U.S.) LLC.....	Ownership.....	.....100.000	MetLife, Inc.....	.....N.....	0.....
0241	MetLife.....	00000..					LHCW Hotel Operating Company (2002) LLC..	DE.....	NIA.....	LHCW Hotel Holding (U.S.) LLC.....	Ownership.....	.....100.000	MetLife, Inc.....	.....N.....	0.....
0241	MetLife.....	00000..	46-4584166..				ML Southmore, LLC.....	DE.....	NIA.....	Metropolitan Life Insurance Company.....	Ownership.....	.....99.000	MetLife, Inc.....	.....N.....	0.....
0241	MetLife.....	00000..	46-4584166..				ML Southmore, LLC.....	DE.....	NIA.....	General American Life Insurance Company ...	Ownership.....	.....1.000	MetLife, Inc.....	.....N.....	0.....
0241	MetLife.....	00000..					MetLife HCMJV 1 GP, LLC.....	DE.....	NIA.....	Metropolitan Life Insurance Company.....	Ownership.....	.....100.000	MetLife, Inc.....	.....N.....	0.....
0241	MetLife.....	00000..					ML-AI MetLife Member 1, LLC.....	DE.....	NIA.....	Metropolitan Life Insurance Company.....	Ownership.....	.....95.199	MetLife, Inc.....	.....N.....	0.....
0241	MetLife.....	00000..					ML-AI MetLife Member 1, LLC.....	DE.....	NIA.....	Metropolitan Property and Casualty Insurance Company	Ownership.....	.....4.801	MetLife, Inc.....	.....N.....	0.....
0241	MetLife.....	00000..	13-3759652..	3166279	0		MetLife International Holdings, LLC.....	DE.....	NIA.....	MetLife Global Holding Company II GmbH (Swiss)	Ownership.....	.....100.000	MetLife, Inc.....	.....N.....	0.....
0241	MetLife.....	00000..	13-3953333..	3166372	0		Natiloportem Holdings, LLC.....	DE.....	NIA.....	MetLife International Holdings, LLC.....	Ownership.....	.....100.000	MetLife, Inc.....	.....N.....	0.....
0241	MetLife.....	00000..		3166402	0		Excelencia Operativa y Tecnologica, S.A. de C.V. (Mexico)	MEX.....	NIA.....	Natiloportem Holdings, LLC.....	Ownership.....	.....99.000	MetLife, Inc.....	.....N.....	0.....
0241	MetLife.....	00000..		3166402	0		Excelencia Operativa y Tecnologica, S.A. de C.V. (Mexico)	MEX.....	NIA.....	MetLife Mexico Servicios, S.A. de C.V.....	Ownership.....	.....1.000	MetLife, Inc.....	.....N.....	0.....
0241	MetLife.....	00000..		3373705	0		MLA Comercial, S.A. de C.V. (Mexico).....	MEX.....	NIA.....	Excelencia Operativa y Tecnologica, S.A. de C.V.	Ownership.....	.....99.000	MetLife, Inc.....	.....N.....	0.....
0241	MetLife.....	00000..		3373705	0		MLA Comercial, S.A. de C.V. (Mexico).....	MEX.....	NIA.....	MetLife Mexico Servicios, S.A. de C.V.....	Ownership.....	.....1.000	MetLife, Inc.....	.....N.....	0.....
0241	MetLife.....	00000..		3373714	0		MLA Servicios S.A. de C.V. (Mexico).....	MEX.....	NIA.....	Excelencia Operativa y Tecnologica, S.A. de C.V.	Ownership.....	.....99.000	MetLife, Inc.....	.....N.....	0.....
0241	MetLife.....	00000..		3373714	0		MLA Servicios S.A. de C.V. (Mexico).....	MEX.....	NIA.....	MetLife Mexico Servicios, S.A. de C.V.....	Ownership.....	.....1.000	MetLife, Inc.....	.....N.....	0.....
0241	MetLife.....	00000..		4240907	0		MM Global Operations Support Center, S.A. de C.V.	MEX.....	NIA.....	MetLife Global Holding Company II GmbH (Swiss)	Ownership.....	.....100.000	MetLife, Inc.....	.....N.....	0.....

97.4

# SCHEDULE Y

## PART 1A - DETAIL OF INSURANCE HOLDING COMPANY SYSTEM

1	2	3	4	5	6	7	8	9	10	11	12	13	14	15	16
Group Code	Group Name	NAIC Company Code	ID Number	Federal RSSD	CIK	Name of Securities Exchange if Publicly Traded (U.S. or International)	Names of Parent, Subsidiaries or Affiliates	Domiciliary Location	Relationship to Reporting Entity	Directly Controlled by (Name of Entity/Person)	Type of Control (Ownership Board, Management Attorney-in-Fact, Influence, Other)	If Control is Ownership Provide Percentage	Ultimate Controlling Entity(ies)/Person(s)	Is an SCA Filing Required? (Y/N)	*
0241	MetLife.....	00000..		4240907	0		MM Global Operations Support Center, S.A. de C.V.	MEX.....	NIA.....	MetLife Global Holding Company I GmbH (Swiss)	Ownership.....	0.000	MetLife, Inc.....	N.....	0.....
0241	MetLife.....	00000..		4254995	0		Fundacion MetLife Mexico, A.C.....	MEX.....	NIA.....	MM Global Operations Support Center, S.A. de C.V., S.A. de C.V.	Ownership.....	100.000	MetLife, Inc.....	N.....	0.....
0241	MetLife.....	00000..		3166318	0		Metropolitan Life Seguros e Previdencia Privada S.A. (Brazil)	BRA.....	IA.....	MetLife International Holdings, LLC.....	Ownership.....	66.662	MetLife, Inc.....	N.....	0.....
0241	MetLife.....	00000..		3166318	0		Metropolitan Life Seguros e Previdencia Privada S.A. (Brazil)	BRA.....	IA.....	MetLife Worldwide Holdings, LLC.....	Ownership.....	33.337	MetLife, Inc.....	N.....	0.....
0241	MetLife.....	00000..		3166318	0		Metropolitan Life Seguros e Previdencia Privada S.A. (Brazil)	BRA.....	IA.....	Natiloportem Holdings, LLC.....	Ownership.....	0.001	MetLife, Inc.....	N.....	0.....
0241	MetLife.....	00000..		4191616	0		MetLife Ireland Holdings One Limited.....	IRL.....	NIA.....	MetLife International Holdings, LLC.....	Ownership.....	100.000	MetLife, Inc.....	N.....	0.....
0241	MetLife.....	00000..		4189846	0		MetLife Global Holdings Corporation S.A. de C.V. (Mexico)	MEX.....	NIA.....	MetLife Ireland Holdings One Limited.....	Ownership.....	98.900	MetLife, Inc.....	N.....	0.....
0241	MetLife.....	00000..		4189846	0		MetLife Global Holdings Corporation S.A. de C.V. (Mexico)	MEX.....	NIA.....	MetLife International Limited, LLC.....	Ownership.....	1.100	MetLife, Inc.....	N.....	0.....
0241	MetLife.....	00000..	13-3047691..	0	0		Metropolitan Global Management, LLC.....	IRL.....	NIA.....	MetLife Global Holdings Corporation S.A. de C.V.	Ownership.....	99.700	MetLife, Inc.....	N.....	0.....
0241	MetLife.....	00000..	13-3047691..	0	0		Metropolitan Global Management, LLC.....	IRL.....	NIA.....	MetLife International Holdings, LLC.....	Ownership.....	0.300	MetLife, Inc.....	N.....	0.....
0241	MetLife.....	00000..	AA-2730030.	3165740	0		MetLife Mexico Holding S. de R.L. de C.V.....	MEX.....	IA.....	Metropolitan Global Management , LLC.....	Ownership.....	100.000	MetLife, Inc.....	N.....	0.....
0241	MetLife.....	00000..	AA-2730030.	3165740	0		MetLife Mexico Holding S. de R.L. de C.V.....	MEX.....	IA.....	Excelencia Operativa y Tecnologica, S.A. de C.V.	Ownership.....	0.000	MetLife, Inc.....	N.....	0.....
0241	MetLife.....	00000..	AA-2730030.	3165740	0		MetLife Mexico S.A.....	MEX.....	IA.....	Metropolitan Global Management , LLC.....	Ownership.....	99.050	MetLife, Inc.....	N.....	0.....
0241	MetLife.....	00000..	AA-2730030.	3165740	0		MetLife Mexico S.A.....	MEX.....	IA.....	MetLife International Holdings, LLC.....	Ownership.....	0.950	MetLife, Inc.....	N.....	0.....
0241	MetLife.....	00000..		4255291	0		MetLife Afore, S.A. de C.V. (Mexico).....	MEX.....	IA.....	MetLife Mexico S.A.....	Ownership.....	99.990	MetLife, Inc.....	N.....	0.....
0241	MetLife.....	00000..		4255291	0		MetLife Afore, S.A. de C.V. (Mexico).....	MEX.....	IA.....	MetLife Pensiones S.A.....	Ownership.....	0.010	MetLife, Inc.....	N.....	0.....
0241	MetLife.....	00000..		4241061	0		ML Capacitacion Comercial S.A. de C.V. (Mexico)	MEX.....	NIA.....	MetLife Mexico S.A.....	Ownership.....	99.000	MetLife, Inc.....	N.....	0.....
0241	MetLife.....	00000..		4241061	0		ML Capacitacion Comercial S.A. de C.V. (Mexico)	MEX.....	NIA.....	MetLife Mexico Servicios, S.A. de C.V.....	Ownership.....	1.000	MetLife, Inc.....	N.....	0.....
0241	MetLife.....	00000..		4255303	0		MetA SIEFORE Adicional, S.A. de C.V. (Mexico)	MEX.....	NIA.....	MetLife Afore, S.A. de C.V.....	Ownership.....	99.990	MetLife, Inc.....	N.....	0.....
0241	MetLife.....	00000..		4255303	0		MetA SIEFORE Adicional, S.A. de C.V. (Mexico)	MEX.....	NIA.....	MetLife Mexico S.A.....	Ownership.....	0.010	MetLife, Inc.....	N.....	0.....
0241	MetLife.....	00000..		4255415	0		Met1 SIEFORE, S.A. de C.V. (Mexico).....	MEX.....	NIA.....	MetLife Afore, S.A. de C.V.....	Ownership.....	99.990	MetLife, Inc.....	N.....	0.....
0241	MetLife.....	00000..		4255415	0		Met1 SIEFORE, S.A. de C.V. (Mexico).....	MEX.....	NIA.....	MetLife Mexico S.A.....	Ownership.....	0.010	MetLife, Inc.....	N.....	0.....
0241	MetLife.....	00000..		4255844	0		Met2 SIEFORE, S.A. de C.V. (Mexico).....	MEX.....	NIA.....	MetLife Afore, S.A. de C.V.....	Ownership.....	99.990	MetLife, Inc.....	N.....	0.....

97.5

# SCHEDULE Y

## PART 1A - DETAIL OF INSURANCE HOLDING COMPANY SYSTEM

1	2	3	4	5	6	7	8	9	10	11	12	13	14	15	16
Group Code	Group Name	NAIC Company Code	ID Number	Federal RSSD	CIK	Name of Securities Exchange if Publicly Traded (U.S. or International)	Names of Parent, Subsidiaries or Affiliates	Domiciliary Location	Relationship to Reporting Entity	Directly Controlled by (Name of Entity/Person)	Type of Control (Ownership Board, Management Attorney-in-Fact, Influence, Other)	If Control is Ownership Provide Percentage	Ultimate Controlling Entity(ies)/Person(s)	Is an SCA Filing Required? (Y/N)	*
0241	MetLife.....	00000..		4255844	.....0		Met2 SIEFORE, S.A. de C.V. (Mexico).....	MEX.....	NIA.....	MetLife Mexico S.A.....	Ownership.....	.....0.010	MetLife, Inc.....	.....N.....	0.....
0241	MetLife.....	00000..		4255394	.....0		Met3 SIEFORE Basica, S.A. de C.V. (Mexico)..	MEX.....	NIA.....	MetLife Afore, S.A. de C.V.....	Ownership.....	.....99.990	MetLife, Inc.....	.....N.....	0.....
0241	MetLife.....	00000..		4255394	.....0		Met3 SIEFORE Basica, S.A. de C.V. (Mexico)..	MEX.....	NIA.....	MetLife Mexico S.A.....	Ownership.....	.....0.010	MetLife, Inc.....	.....N.....	0.....
0241	MetLife.....	00000..		4255385	.....0		Met4 SIEFORE, S.A. de C.V. (Mexico).....	MEX.....	NIA.....	MetLife Afore, S.A. de C.V.....	Ownership.....	.....99.990	MetLife, Inc.....	.....N.....	0.....
0241	MetLife.....	00000..		4255385	.....0		Met4 SIEFORE, S.A. de C.V. (Mexico).....	MEX.....	NIA.....	MetLife Mexico S.A.....	Ownership.....	.....0.010	MetLife, Inc.....	.....N.....	0.....
0241	MetLife.....	00000..		4255376	.....0		Met0 SIEFORE Adicional, S.A. de C.V. (Mexico)	MEX.....	NIA.....	MetLife Afore, S.A. de C.V.....	Ownership.....	.....99.990	MetLife, Inc.....	.....N.....	0.....
0241	MetLife.....	00000..		4255376	.....0		Met0 SIEFORE Adicional, S.A. de C.V. (Mexico)	MEX.....	NIA.....	MetLife Mexico S.A.....	Ownership.....	.....0.010	MetLife, Inc.....	.....N.....	0.....
0241	MetLife.....	00000..		3165795	.....0		MetLife Pensiones Mexico S.A.....	MEX.....	IA.....	Metropolitan Global Management , LLC.....	Ownership.....	.....97.513	MetLife, Inc.....	.....N.....	0.....
0241	MetLife.....	00000..		3165795	.....0		MetLife Pensiones Mexico S.A.....	MEX.....	IA.....	MetLife International Holdings, LLC.....	Ownership.....	.....2.488	MetLife, Inc.....	.....N.....	0.....
0241	MetLife.....	00000..		3267390	.....0		MetLife Mexico Servicios S.A. de C.V.....	MEX.....	NIA.....	Metropolitan Global Management , LLC.....	Ownership.....	.....98.000	MetLife, Inc.....	.....N.....	0.....
0241	MetLife.....	00000..		3267390	.....0		MetLife Mexico Servicios S.A. de C.V.....	MEX.....	NIA.....	MetLife International Holdings, LLC.....	Ownership.....	.....2.000	MetLife, Inc.....	.....N.....	0.....
0241	MetLife.....	00000..	AA-5420018.	3166288	.....0		MetLife Insurance Company of Korea, Limited..	KOR.....	IA.....	MetLife Mexico S.A.....	Ownership.....	.....14.640	MetLife, Inc.....	.....N.....	0.....
0241	MetLife.....	00000..	AA-5420018.	3166288	.....0		MetLife Insurance Company of Korea, Limited..	KOR.....	IA.....	Metropolitan Global Management , LLC.....	Ownership.....	.....85.360	MetLife, Inc.....	.....N.....	0.....
0241	MetLife.....	00000..		0	.....0		MetLife Financial Services, Co., Ltd. (South Korea)	KOR.....	NIA.....	MetLife Insurance Company of Korea, Limited	Ownership.....	.....100.000	MetLife, Inc.....	.....N.....	0.....
0241	MetLife.....	00000..		4200880	.....0		MetLife Ireland Treasury d.a.c.....	IRL.....	NIA.....	MetLife Global Holdings Corporation S.A. de C.V.	Ownership.....	.....100.000	MetLife, Inc.....	.....N.....	0.....
0241	MetLife.....	00000..	AA-1930041.	1173714	.....0		MetLife Insurance Limited (Australia).....	AUS.....	IA.....	MetLife Ireland Treasury Limited.....	Ownership.....	.....91.165	MetLife, Inc.....	.....N.....	0.....
0241	MetLife.....	00000..	AA-1930041.	1173714	.....0		MetLife Insurance Limited (Australia).....	AUS.....	IA.....	MetLife Global Holdings Corporation S.A. de C.V.	Ownership.....	.....8.835	MetLife, Inc.....	.....N.....	0.....
0241	MetLife.....	00000..		0	.....0		The Direct Call Center PTY Limited (Australia)..	AUS.....	NIA.....	MetLife Insurance Limited (Australia).....	Ownership.....	.....100.000	MetLife, Inc.....	.....N.....	0.....
0241	MetLife.....	00000..		4239358	.....0		MetLife Investments PTY Limited (Australia)....	AUS.....	NIA.....	MetLife Insurance Limited (Australia).....	Ownership.....	.....100.000	MetLife, Inc.....	.....N.....	0.....
0241	MetLife.....	00000..		4239367	.....0		MetLife Insurance and Investment Trust (Australia)	AUS.....	NIA.....	MetLife Investments PTY Limited.....	Ownership.....	.....100.000	MetLife, Inc.....	.....N.....	0.....
0241	MetLife.....	00000..		1173732	.....0		MetLife General Insurance Limited (Australia)..	AUS.....	IA.....	MetLife Ireland Treasury Limited.....	Ownership.....	.....100.000	MetLife, Inc.....	.....N.....	0.....
0241	MetLife.....	00000..		0	.....0		MetLife International Limited, LLC (DE).....	DE.....	NIA.....	MetLife International Holdings, LLC.....	Ownership.....	.....100.000	MetLife, Inc.....	.....N.....	0.....
0241	MetLife.....	00000..		0	.....0		AmMetLife Insurance Berhad.....	MYS.....	IA.....	MetLife International Holdings, LLC.....	Ownership.....	.....50.000	MetLife, Inc.....	.....N.....	0.....
0241	MetLife.....	00000..		0	.....0		MAXIS GBN S.A.S.....	FRA.....	NIA.....	MetLife International Holdings, LLC.....	Ownership.....	.....50.000	MetLife, Inc.....	.....N.....	0.....
0241	MetLife.....	00000..	AA-5480033.	0	.....0		AmMetLife Takaful Berhad.....	MYS.....	IA.....	MetLife International Holdings, LLC.....	Ownership.....	.....50.000	MetLife, Inc.....	.....N.....	0.....
0241	MetLife.....	00000..		0	.....0		MetLife Asia Limited (Hong Kong).....	HKG.....	NIA.....	MetLife International Holdings, LLC.....	Ownership.....	.....100.000	MetLife, Inc.....	.....N.....	0.....
0241	MetLife.....	00000..		3166309	.....0		Metropolitan Life Insurance Company of Hong Kong Limited	HKG.....	IA.....	MetLife International Holdings, LLC.....	Ownership.....	.....99.999	MetLife, Inc.....	.....N.....	0.....
0241	MetLife.....	00000..		3166309	.....0		Metropolitan Life Insurance Company of Hong Kong Limited	HKG.....	IA.....	Natiloportem Holdings, LLC.....	Ownership.....	.....0.001	MetLife, Inc.....	.....N.....	0.....

97.6

# SCHEDULE Y

## PART 1A - DETAIL OF INSURANCE HOLDING COMPANY SYSTEM

1	2	3	4	5	6	7	8	9	10	11	12	13	14	15	16
Group Code	Group Name	NAIC Company Code	ID Number	Federal RSSD	CIK	Name of Securities Exchange if Publicly Traded (U.S. or International)	Names of Parent, Subsidiaries or Affiliates	Domiciliary Location	Relationship to Reporting Entity	Directly Controlled by (Name of Entity/Person)	Type of Control (Ownership Board, Management Attorney-in-Fact, Influence, Other)	If Control is Ownership Provide Percentage	Ultimate Controlling Entity(ies)/Person(s)	Is an SCA Filing Required? (Y/N)	*
0241	MetLife.....	00000..	.....	4195913	.....0	.....	MetLife Planos Odontologicos Ltda. (Brazil).....	BRA.....	IA.....	MetLife International Holdings, LLC.....	Ownership.....	99.999	MetLife, Inc.....	.....N.....	0.....
0241	MetLife.....	00000..	.....	4195913	.....0	.....	MetLife Planos Odontologicos Ltda. (Brazil).....	BRA.....	IA.....	Natiloportem Holdings, LLC.....	Ownership.....	0.001	MetLife, Inc.....	.....N.....	0.....
0241	MetLife.....	00000..	20-5894439..	3373639	.....0	.....	MetLife Global, Inc.....	DE.....	NIA.....	MetLife, Inc.....	Ownership.....	100.000	MetLife, Inc.....	.....N.....	0.....
0241	MetLife.....	00000..	.....	4189837	.....0	.....	Inversiones MetLife Holdco Dos Limitada (Chile)	CHL.....	NIA.....	MetLife International Holdings, LLC.....	Ownership.....	0.001	MetLife, Inc.....	.....N.....	0.....
0241	MetLife.....	00000..	.....	4189837	.....0	.....	Inversiones MetLife Holdco Dos Limitada (Chile)	CHL.....	NIA.....	Natiloportem Holdings, LLC.....	Ownership.....	0.000	MetLife, Inc.....	.....N.....	0.....
0241	MetLife.....	00000..	.....	4189837	.....0	.....	Inversiones MetLife Holdco Dos Limitada (Chile)	CHL.....	NIA.....	MetLife, Inc.....	Ownership.....	99.999	MetLife, Inc.....	.....N.....	0.....
0241	MetLife.....	00000..	AA-2130012..	1641857	.....0	.....	MetLife Seguros S.A. (Argentina).....	ARG.....	IA.....	MetLife International Holdings, LLC.....	Ownership.....	95.524	MetLife, Inc.....	.....N.....	0.....
0241	MetLife.....	00000..	AA-2130012..	1641857	.....0	.....	MetLife Seguros S.A. (Argentina).....	ARG.....	IA.....	Natiloportem Holdings, LLC.....	Ownership.....	2.675	MetLife, Inc.....	.....N.....	0.....
0241	MetLife.....	00000..	AA-2130012..	4251145	.....0	.....	MetLife Seguros S.A. (Argentina).....	ARG.....	IA.....	International Technical and Advisory Services Limited (USA-Delaware)	Ownership.....	1.801	MetLife, Inc.....	.....N.....	0.....
0241	MetLife.....	00000..	.....	2327738	.....0	.....	Compania Inversora MetLife S.A. (Argentina).....	ARG.....	NIA.....	MetLife International Holdings, LLC.....	Ownership.....	95.460	MetLife, Inc.....	.....N.....	0.....
0241	MetLife.....	00000..	.....	2327738	.....0	.....	Compania Inversora MetLife S.A. (Argentina).....	ARG.....	NIA.....	Natiloportem Holdings, LLC.....	Ownership.....	4.540	MetLife, Inc.....	.....N.....	0.....
0241	MetLife.....	00000..	.....	4247296	.....0	.....	MetLife Servicios S.A. (Argentina).....	ARG.....	NIA.....	Compania Inversora MetLife S.A.....	Ownership.....	18.870	MetLife, Inc.....	.....N.....	0.....
0241	MetLife.....	00000..	.....	4247296	.....0	.....	MetLife Servicios S.A. (Argentina).....	ARG.....	NIA.....	MetLife Seguros S.A.....	Ownership.....	79.880	MetLife, Inc.....	.....N.....	0.....
0241	MetLife.....	00000..	.....	4247296	.....0	.....	MetLife Servicios S.A. (Argentina).....	ARG.....	NIA.....	Natiloportem Holdings, LLC.....	Ownership.....	0.990	MetLife, Inc.....	.....N.....	0.....
0241	MetLife.....	00000..	.....	4247296	.....0	.....	MetLife Servicios S.A. (Argentina).....	ARG.....	NIA.....	MetLife Seguros de Retiro S.A.....	Ownership.....	0.260	MetLife, Inc.....	.....N.....	0.....
0241	MetLife.....	00000..	06-1597037..	2985727	.....0	.....	MetLife Worldwide Holdings, LLC.....	DE.....	NIA.....	MetLife International Holdings, LLC.....	Ownership.....	100.000	MetLife, Inc.....	.....N.....	0.....
0241	MetLife.....	00000..	AA-5324104..	3144558	.....0	.....	MetLife Limited (Hong Kong).....	HKG.....	IA.....	MetLife Worldwide Holdings, LLC.....	Ownership.....	100.000	MetLife, Inc.....	.....N.....	0.....
0241	MetLife.....	00000..	.....	.....0	.....0	.....	BIDV MetLife Life Insurance Limited Liability Company	VNM.....	IA.....	MetLife Limited (Hong Kong).....	Ownership.....	60.000	MetLife, Inc.....	.....N.....	0.....
0241	MetLife.....	00000..	.....	2704610	.....0	.....	Best Market S.A. (Argentina).....	ARG.....	NIA.....	MetLife International Holdings, LLC.....	Ownership.....	95.000	MetLife, Inc.....	.....N.....	0.....
0241	MetLife.....	00000..	.....	2704610	.....0	.....	Best Market S.A. (Argentina).....	ARG.....	NIA.....	Natiloportem Holdings, LLC.....	Ownership.....	5.000	MetLife, Inc.....	.....N.....	0.....
0241	MetLife.....	00000..	AA-5344102..	3166411	.....0	.....	PNB MetLife India Insurance Company Limited.	IND.....	IA.....	MetLife International Holdings, LLC.....	Ownership.....	26.000	MetLife, Inc.....	.....N.....	0.....
0241	MetLife.....	00000..	AA-2130046..	1388303	.....0	.....	MetLife Seguros de Retiro S.A. (Argentina).....	ARG.....	IA.....	MetLife International Holdings, LLC.....	Ownership.....	96.890	MetLife, Inc.....	.....N.....	0.....
0241	MetLife.....	00000..	AA-2130046..	1388303	.....0	.....	MetLife Seguros de Retiro S.A. (Argentina).....	ARG.....	IA.....	Natiloportem Holdings, LLC.....	Ownership.....	3.110	MetLife, Inc.....	.....N.....	0.....
0241	MetLife.....	00000..	AA-2130046..	4321758	.....0	.....	MetLife Seguros de Retiro S.A. (Argentina).....	ARG.....	IA.....	International Technical and Advisory Services Limited (USA-Delaware)	Ownership.....	0.000	MetLife, Inc.....	.....N.....	0.....
0241	MetLife.....	00000..	.....	3373648	.....0	.....	MetLife Administradora de Fondos Multipatrocinados Ltda. (Brazil)	BRA.....	NIA.....	MetLife International Holdings, LLC.....	Ownership.....	100.000	MetLife, Inc.....	.....N.....	0.....
0241	MetLife.....	00000..	.....	3373648	.....0	.....	MetLife Administradora de Fondos Multipatrocinados Ltda. (Brazil)	BRA.....	NIA.....	Natiloportem Holdings, LLC.....	Ownership.....	0.000	MetLife, Inc.....	.....N.....	0.....
0241	MetLife.....	26298..	13-2725441..	3219728	.....0	.....	Metropolitan Property and Casualty Insurance Company	RI.....	UDP.....	MetLife, Inc.....	Ownership.....	100.000	MetLife, Inc.....	.....Y.....	0.....
0241	MetLife.....	39950..	22-2342710..	.....0	.....0	.....	Metropolitan General Insurance Company.....	RI.....	IA.....	Metropolitan Property and Casualty Insurance Company	Ownership.....	100.000	MetLife, Inc.....	.....N.....	0.....

97.7

**SCHEDULE Y**

**PART 1A - DETAIL OF INSURANCE HOLDING COMPANY SYSTEM**

1	2	3	4	5	6	7	8	9	10	11	12	13	14	15	16
Group Code	Group Name	NAIC Company Code	ID Number	Federal RSSD	CIK	Name of Securities Exchange if Publicly Traded (U.S. or International)	Names of Parent, Subsidiaries or Affiliates	Domiciliary Location	Relationship to Reporting Entity	Directly Controlled by (Name of Entity/Person)	Type of Control (Ownership Board, Management Attorney-in-Fact, Influence, Other)	If Control is Ownership Provide Percentage	Ultimate Controlling Entity(ies)/Person(s)	Is an SCA Filing Required? (Y/N)	*
0241	MetLife.....	40169..	05-0393243..	.....0	.....0	.....	Metropolitan Casualty Insurance Company.....	RI.....	IA.....	Metropolitan Property and Casualty Insurance Company	Ownership.....	....100.000	MetLife, Inc.....	....N.....	0.....
0241	MetLife.....	25321..	23-1903575..	.....0	.....0	.....	Metropolitan Direct Property and Casualty Insurance Company	RI.....	RE.....	Metropolitan Property and Casualty Insurance Company	Ownership.....	....100.000	MetLife, Inc.....	....N.....	0.....
0241	MetLife.....	22926..	36-1022580..	.....0	.....0	.....	Economy Fire & Casualty Company.....	IL.....	IA.....	Metropolitan Property and Casualty Insurance Company	Ownership.....	....100.000	MetLife, Inc.....	....N.....	0.....
0241	MetLife.....	38067..	36-3027848..	.....0	.....0	.....	Economy Preferred Insurance Company.....	IL.....	IA.....	Economy Fire & Casualty Company.....	Ownership.....	....100.000	MetLife, Inc.....	....N.....	0.....
0241	MetLife.....	40649..	36-3105737..	.....0	.....0	.....	Economy Premier Assurance Company.....	IL.....	IA.....	Economy Fire & Casualty Company.....	Ownership.....	....100.000	MetLife, Inc.....	....N.....	0.....
0241	MetLife.....	00000..	95-3003951..	.....0	.....0	.....	MetLife Auto & Home Insurance Agency, Inc.....	RI.....	IA.....	Metropolitan Property and Casualty Insurance Company	Ownership.....	....100.000	MetLife, Inc.....	....N.....	0.....
0241	MetLife.....	34339..	13-2915260..	.....0	.....0	.....	Metropolitan Group Property and Casualty Insurance Company	RI.....	IA.....	Metropolitan Property and Casualty Insurance Company	Ownership.....	....100.000	MetLife, Inc.....	....N.....	0.....
0241	MetLife.....	00000..	05-0476998..	.....0	.....0	.....	Metropolitan Lloyds, Inc.....	TX.....	NIA.....	Metropolitan Property and Casualty Insurance Company	Ownership.....	....100.000	MetLife, Inc.....	....Y.....	0.....
0241	MetLife.....	13938..	75-2483187..	.....0	.....0	.....	Metropolitan Lloyds Insurance Company of Texas	TX.....	IA.....	Metropolitan Lloyds, Inc.....	Attorney-in-fact.....	.....0.000	MetLife, Inc.....	....N.....	0.....
0241	MetLife.....	87726..	06-0566090..	....1546103	....733076	.....	MetLife Insurance Company USA.....	DE.....	IA.....	MetLife, Inc.....	Ownership.....	....100.000	MetLife, Inc.....	....Y.....	0.....
0241	MetLife.....	00000..	47-4161401..	.....0	.....0	.....	ML 1065 Hotel, LLC.....	DE.....	NIA.....	MetLife Insurance Company USA.....	Ownership.....	....100.000	MetLife, Inc.....	....N.....	0.....
0241	MetLife.....	00000..	.....	.....0	.....0	.....	MetLife Renewables Holding, LLC.....	DE.....	NIA.....	MetLife Insurance Company USA.....	Ownership.....	....100.000	MetLife, Inc.....	....N.....	0.....
0241	MetLife.....	00000..	.....	.....0	.....0	.....	Greater Sandhill I, LLC.....	DE.....	NIA.....	MetLife Renewables Holding, LLC.....	Ownership.....	....100.000	MetLife, Inc.....	....N.....	0.....
0241	MetLife.....	00000..	01-0893117..	.....0	.....0	.....	Metropolitan Connecticut Properties Ventures, LLC	DE.....	NIA.....	MetLife Insurance Company USA.....	Ownership.....	....100.000	MetLife, Inc.....	....N.....	0.....
0241	MetLife.....	00000..	06-1576470..	.....0	.....0	.....	One Financial Place Corporation.....	DE.....	NIA.....	MetLife Insurance Company USA.....	Ownership.....	....100.000	MetLife, Inc.....	....N.....	0.....
0241	MetLife.....	00000..	.....	.....0	.....0	.....	Sino-US United MetLife Insurance Co. Ltd.....	CHN.....	IA.....	MetLife Insurance Company USA.....	Ownership.....	....27.800	MetLife, Inc.....	....N.....	0.....
0241	MetLife.....	00000..	.....	.....0	.....0	.....	Sino-US United MetLife Insurance Co. Ltd.....	CHN.....	IA.....	Metropolitan Life Insurance Company.....	Ownership.....	....22.200	MetLife, Inc.....	....N.....	0.....
0241	MetLife.....	00000..	.....	.....0	.....0	.....	Euro T1 Investments LLC.....	DE.....	NIA.....	MetLife Insurance Company USA.....	Ownership.....	....100.000	MetLife, Inc.....	....N.....	0.....
0241	MetLife.....	00000..	46-3156033..	.....0	....937869	.....	MetLife USA Assignment Company.....	CT.....	NIA.....	MetLife Insurance Company USA.....	Ownership.....	....100.000	MetLife, Inc.....	....N.....	0.....
0241	MetLife.....	00000..	26-0224429..	.....0	.....0	.....	Daniel/MetLife Midtown Limited Liability Company	DE.....	NIA.....	MetLife Insurance Company USA.....	Ownership.....	....100.000	MetLife, Inc.....	....N.....	0.....
0241	MetLife.....	00000..	26-0301826..	.....0	.....0	.....	1075 Peachtree, LLC.....	DE.....	NIA.....	Daniel/MetLife Midtown Limited Liability Company	Ownership.....	....100.000	MetLife, Inc.....	....N.....	0.....
0241	MetLife.....	00000..	27-0227067..	.....0	.....0	.....	TLA Holdings II LLC.....	DE.....	NIA.....	MetLife Insurance Company USA.....	Ownership.....	....100.000	MetLife, Inc.....	....N.....	0.....
0241	MetLife.....	00000..	27-1320082..	.....0	.....0	.....	TLA Holdings III LLC.....	DE.....	NIA.....	MetLife Insurance Company USA.....	Ownership.....	....100.000	MetLife, Inc.....	....N.....	0.....
0241	MetLife.....	00000..	.....	.....0	.....0	.....	TIC European Real Estate LP, LLC.....	DE.....	NIA.....	MetLife Insurance Company USA.....	Ownership.....	....100.000	MetLife, Inc.....	....N.....	0.....
0241	MetLife.....	00000..	74-3261395..	.....0	.....0	.....	TLA Holdings LLC.....	DE.....	NIA.....	MetLife Insurance Company USA.....	Ownership.....	....100.000	MetLife, Inc.....	....N.....	0.....
0241	MetLife.....	00000..	51-0099394..	.....0	.....0	.....	The Prospect Company.....	DE.....	NIA.....	TLA Holdings LLC.....	Ownership.....	....100.000	MetLife, Inc.....	....N.....	0.....

97.8

## SCHEDULE Y

### PART 1A - DETAIL OF INSURANCE HOLDING COMPANY SYSTEM

1	2	3	4	5	6	7	8	9	10	11	12	13	14	15	16
Group Code	Group Name	NAIC Company Code	ID Number	Federal RSSD	CIK	Name of Securities Exchange if Publicly Traded (U.S. or International)	Names of Parent, Subsidiaries or Affiliates	Domiciliary Location	Relationship to Reporting Entity	Directly Controlled by (Name of Entity/Person)	Type of Control (Ownership Board, Management Attorney-in-Fact, Influence, Other)	If Control is Ownership Provide Percentage	Ultimate Controlling Entity(ies)/Person(s)	Is an SCA Filing Required? (Y/N)	*
0241	MetLife.....	16073..	81-4750360..	.....0	.....0		Brighthouse Reinsurance Company of Delaware (DE)	DE.....	IA.....	MetLife Insurance Company USA.....	Ownership.....	....100.000	MetLife, Inc.....	.....N.....	0.....
0241	MetLife.....	00000..		.....0	.....0		Euro TL Investments LLC.....	DE.....	NIA.....	MetLife Insurance Company USA.....	Ownership.....	....100.000	MetLife, Inc.....	.....N.....	0.....
0241	MetLife.....	00000..	13-4153151..	.....0	.....0		MetLife Canadian Property Ventures LLC.....	NY.....	NIA.....	MetLife Insurance Company USA.....	Ownership.....	....100.000	MetLife, Inc.....	.....N.....	0.....
0241	MetLife.....	00000..		.....0	.....0		MetLife Property Ventures Canada ULC.....	CAN.....	NIA.....	MetLife Insurance Company USA.....	Ownership.....	....100.000	MetLife, Inc.....	.....N.....	0.....
0241	MetLife.....	97136..	13-3114906..	....3219773	.....0		Metropolitan Tower Life Insurance Company.....	DE.....	IA.....	MetLife, Inc.....	Ownership.....	....100.000	MetLife, Inc.....	.....N.....	0.....
0241	MetLife.....	00000..		.....0	.....0		EntreCap Real Estate II, LLC.....	DE.....	NIA.....	Metropolitan Tower Life Insurance Company...	Ownership.....	....100.000	MetLife, Inc.....	.....N.....	0.....
0241	MetLife.....	00000..		.....0	.....0		PREFCO Dix-Huit LLC.....	CT.....	NIA.....	EntreCap Real Estate II, LLC.....	Ownership.....	....100.000	MetLife, Inc.....	.....N.....	0.....
0241	MetLife.....	00000..		.....0	.....0		PREFCO X Holdings LLC.....	CT.....	NIA.....	EntreCap Real Estate II, LLC.....	Ownership.....	....100.000	MetLife, Inc.....	.....N.....	0.....
0241	MetLife.....	00000..		.....0	.....0		PREFCO Ten Limited Partnership.....	CT.....	NIA.....	EntreCap Real Estate II, LLC.....	Ownership.....	....99.900	MetLife, Inc.....	.....N.....	0.....
0241	MetLife.....	00000..		.....0	.....0		PREFCO Ten Limited Partnership.....	CT.....	NIA.....	PREFCO X Holdings LLC.....	Ownership.....	....0.100	MetLife, Inc.....	.....N.....	0.....
0241	MetLife.....	00000..		.....0	.....0		PREFCO Vingt LLC.....	CT.....	NIA.....	EntreCap Real Estate II, LLC.....	Ownership.....	....100.000	MetLife, Inc.....	.....N.....	0.....
0241	MetLife.....	00000..		.....0	.....0		PREFCO Twenty Limited Partnership.....	CT.....	NIA.....	EntreCap Real Estate II, LLC.....	Ownership.....	....99.000	MetLife, Inc.....	.....N.....	0.....
0241	MetLife.....	00000..		.....0	.....0		PREFCO Twenty Limited Partnership.....	CT.....	NIA.....	PREFCO Vingt LLC.....	Ownership.....	....1.000	MetLife, Inc.....	.....N.....	0.....
0241	MetLife.....	00000..		.....0	.....0		Plaza Drive Properties, LLC.....	DE.....	NIA.....	Metropolitan Tower Life Insurance Company...	Ownership.....	....100.000	MetLife, Inc.....	.....N.....	0.....
0241	MetLife.....	00000..		.....0	.....0		MTL Leasing, LLC.....	DE.....	NIA.....	Metropolitan Tower Life Insurance Company...	Ownership.....	....100.000	MetLife, Inc.....	.....N.....	0.....
0241	MetLife.....	00000..		.....0	.....0		PREFCO IX Realty LLC.....	CT.....	NIA.....	MTL Leasing, LLC.....	Ownership.....	....100.000	MetLife, Inc.....	.....N.....	0.....
0241	MetLife.....	00000..		.....0	.....0		PREFCO XIV Holdings LLC.....	CT.....	NIA.....	MTL Leasing, LLC.....	Ownership.....	....100.000	MetLife, Inc.....	.....N.....	0.....
0241	MetLife.....	00000..		.....0	.....0		PREFCO Fourteen Limited Partnership.....	CT.....	NIA.....	MTL Leasing, LLC.....	Ownership.....	....99.900	MetLife, Inc.....	.....N.....	0.....
0241	MetLife.....	00000..		.....0	.....0		PREFCO Fourteen Limited Partnership.....	CT.....	NIA.....	PREFCO XIV Holdings LLC.....	Ownership.....	....0.100	MetLife, Inc.....	.....N.....	0.....
0241	MetLife.....	00000..		.....0	.....0		1320 Venture LLC.....	DE.....	NIA.....	MTL Leasing, LLC.....	Ownership.....	....100.000	MetLife, Inc.....	.....N.....	0.....
0241	MetLife.....	00000..	13-3114906..	.....0	.....0		1320 GP LLC.....	DE.....	NIA.....	MTL Leasing, LLC.....	Ownership.....	....100.000	MetLife, Inc.....	.....N.....	0.....
0241	MetLife.....	00000..	38-3846857..	.....0	.....0		1320 Owner LP.....	DE.....	NIA.....	1320 Venture LLC.....	Ownership.....	....99.900	MetLife, Inc.....	.....N.....	0.....
0241	MetLife.....	00000..	38-3846857..	.....0	.....0		1320 Owner LP.....	DE.....	NIA.....	1320 GP LLC.....	Ownership.....	....0.100	MetLife, Inc.....	.....N.....	0.....
0241	MetLife.....	00000..		.....0	.....0		MetLife Chile Inversiones Limitada.....	CHL.....	NIA.....	MetLife, Inc.....	Ownership.....	....72.351	MetLife, Inc.....	.....N.....	0.....
0241	MetLife.....	00000..		.....0	.....0		MetLife Chile Inversiones Limitada.....	CHL.....	NIA.....	Inversiones MetLife Holdco Dos Limitada.....	Ownership.....	....2.767	MetLife, Inc.....	.....N.....	0.....
0241	MetLife.....	00000..		.....0	.....0		MetLife Chile Inversiones Limitada.....	CHL.....	NIA.....	Natiloportem Holdings, LLC.....	Ownership.....	....0.000	MetLife, Inc.....	.....N.....	0.....
0241	MetLife.....	00000..		.....0	.....0		MetLife Chile Inversiones Limitada.....	CHL.....	NIA.....	American Life Insurance Company.....	Ownership.....	....24.882	MetLife, Inc.....	.....N.....	0.....
0241	MetLife.....	00000..	AA-2280000..	....3179774	.....0		MetLife Chile Seguros de Vida S.A.....	CHL.....	IA.....	MetLife Chile Inversiones Limitada.....	Ownership.....	....99.997	MetLife, Inc.....	.....N.....	0.....
0241	MetLife.....	00000..	AA-2280000..	....3179774	.....0		MetLife Chile Seguros de Vida S.A.....	CHL.....	IA.....	International Technical and Advisory Services Limited (USA-Delaware)	Ownership.....	....0.003	MetLife, Inc.....	.....N.....	0.....
0241	MetLife.....	00000..		.....0	.....0		Inversiones MetLife Holdco Tres Limitada (Chile)	CHL.....	NIA.....	MetLife Chile Inversiones Limitada.....	Ownership.....	....97.130	MetLife, Inc.....	.....N.....	0.....
0241	MetLife.....	00000..		.....0	.....0		Inversiones MetLife Holdco Tres Limitada (Chile)	CHL.....	NIA.....	Inversiones MetLife Holdco Dos Limitada.....	Ownership.....	....2.870	MetLife, Inc.....	.....N.....	0.....
0241	MetLife.....	00000..		.....0	.....0		AFP Provida S.A. (Chile).....	CHL.....	NIA.....	MetLife Chile Inversiones Limitada.....	Ownership.....	....10.922	MetLife, Inc.....	.....N.....	0.....

97.9



# SCHEDULE Y

## PART 1A - DETAIL OF INSURANCE HOLDING COMPANY SYSTEM

1	2	3	4	5	6	7	8	9	10	11	12	13	14	15	16
Group Code	Group Name	NAIC Company Code	ID Number	Federal RSSD	CIK	Name of Securities Exchange if Publicly Traded (U.S. or International)	Names of Parent, Subsidiaries or Affiliates	Domiciliary Location	Relationship to Reporting Entity	Directly Controlled by (Name of Entity/Person)	Type of Control (Ownership Board, Management Attorney-in-Fact, Influence, Other)	If Control is Ownership Provide Percentage	Ultimate Controlling Entity(ies)/Person(s)	Is an SCA Filing Required? (Y/N)	*
0241	MetLife.....	00000..		.....0	.....0		AFP Provida S.A. (Chile) .....	CHL.....	NIA.....	Inversiones MetLife Holdco Tres Limitada.....	Ownership.....	.....42.382	MetLife, Inc.....	.....N.....	0.....
0241	MetLife.....	00000..		.....0	.....0		AFP Provida S.A. (Chile) .....	CHL.....	NIA.....	Inversiones MetLife Holdco Dos Limitada.....	Ownership.....	.....42.382	MetLife, Inc.....	.....N.....	0.....
0241	MetLife.....	00000..		.....4255282	.....0		MetLife Chile Administradora de Mutuos Hipotecarios S.A. ....	CHL.....	NIA.....	MetLife Chile Seguros de Vida S.A.....	Ownership.....	.....99.900	MetLife, Inc.....	.....N.....	0.....
0241	MetLife.....	00000..		.....4255282	.....0		MetLife Chile Administradora de Mutuos Hipotecarios S.A. ....	CHL.....	NIA.....	MetLife Chile Inversiones Limitada.....	Ownership.....	.....0.100	MetLife, Inc.....	.....N.....	0.....
0241	MetLife.....	00000..		.....4255086	.....0		Legal Chile S.A. (Chile).....	CHL.....	NIA.....	MetLife Chile Inversiones Limitada.....	Ownership.....	.....51.000	MetLife, Inc.....	.....N.....	0.....
0241	MetLife.....	00000..		.....4255095	.....0		Legagroup S.A. (Chile).....	CHL.....	NIA.....	Legal Chile S.A. (Chile).....	Ownership.....	.....99.000	MetLife, Inc.....	.....N.....	0.....
0241	MetLife.....	00000..		.....0	.....0		Provida Internacional S.A. (Chile) .....	CHL.....	NIA.....	AFP Provida S.A.....	Ownership.....	.....99.990	MetLife, Inc.....	.....N.....	0.....
0241	MetLife.....	00000..		.....0	.....0		Provida Internacional S.A. (Chile) .....	CHL.....	NIA.....	MetLife Chile Inversiones Limitada.....	Ownership.....	.....0.010	MetLife, Inc.....	.....N.....	0.....
0241	MetLife.....	00000..		.....0	.....0		AFP Genesis Administradora de Fondos y Fidecomisos S.A. (Ecuador) .....	ECU.....	NIA.....	Provida Internacional S.A. ....	Ownership.....	.....99.900	MetLife, Inc.....	.....N.....	0.....
0241	MetLife.....	00000..		.....0	.....0		AFP Genesis Administradora de Fondos y Fidecomisos S.A. (Ecuador) .....	ECU.....	NIA.....	AFP Provida S.A.....	Ownership.....	.....0.100	MetLife, Inc.....	.....N.....	0.....
0241	MetLife.....	00000..		.....0	.....0		MetLife Chile Seguros Generales S.A. (Chile) .....	CHL.....	IA.....	MetLife Chile Inversiones Limitada.....	Ownership.....	.....99.980	MetLife, Inc.....	.....N.....	0.....
0241	MetLife.....	00000..		.....0	.....0		MetLife Chile Seguros Generales S.A. (Chile) .....	CHL.....	IA.....	Inversiones MetLife Holdco Dos Limitada.....	Ownership.....	.....0.020	MetLife, Inc.....	.....N.....	0.....
0241	MetLife.....	00000..	52-1528581..	.....3921834	.....727303		SafeGuard Health Enterprises, Inc.....	DE.....	NIA.....	MetLife, Inc.....	Ownership.....	.....100.000	MetLife, Inc.....	.....N.....	0.....
0241	MetLife.....	95747..	93-0864866..	.....0	.....6324		SafeGuard Health Plans, Inc. (NV).....	NV.....	NIA.....	SafeGuard Health Enterprises, Inc.....	Ownership.....	.....100.000	MetLife, Inc.....	.....N.....	0.....
0241	MetLife.....	14170..	33-0733552..	.....0	.....6324		MetLife Health Plans, Inc.....	NJ.....	NIA.....	SafeGuard Health Enterprises, Inc.....	Ownership.....	.....100.000	MetLife, Inc.....	.....N.....	0.....
0241	MetLife.....	00000..	95-2879515..	.....0	.....6324		SafeGuard Health Plans, Inc. (CA).....	CA.....	NIA.....	SafeGuard Health Enterprises, Inc.....	Ownership.....	.....100.000	MetLife, Inc.....	.....N.....	0.....
0241	MetLife.....	79014..	33-0515751..	.....0	.....6324		SafeHealth Life Insurance Company.....	CA.....	NIA.....	SafeGuard Health Enterprises, Inc.....	Ownership.....	.....100.000	MetLife, Inc.....	.....N.....	0.....
0241	MetLife.....	52009..	65-0073323..	.....0	.....6324		SafeGuard Health Plans, Inc. (FL).....	FL.....	NIA.....	SafeGuard Health Enterprises, Inc.....	Ownership.....	.....100.000	MetLife, Inc.....	.....N.....	0.....
0241	MetLife.....	95051..	75-2046497..	.....0	.....6324		SafeGuard Health Plans, Inc. (TX).....	TX.....	NIA.....	SafeGuard Health Enterprises, Inc.....	Ownership.....	.....100.000	MetLife, Inc.....	.....N.....	0.....
0241	MetLife.....	00000..	98-1099650..	.....0	.....0		MetLife Global Benefits, Ltd.....	CYM.....	NIA.....	MetLife, Inc.....	Ownership.....	.....100.000	MetLife, Inc.....	.....N.....	0.....
0241	MetLife.....	00000..	36-3665871..	.....3165900	.....0		Cova Life Management Company.....	DE.....	NIA.....	MetLife, Inc.....	Ownership.....	.....100.000	MetLife, Inc.....	.....N.....	0.....
0241	MetLife.....	00000..		.....3817825	.....0		MetLife Services and Solutions, LLC.....	DE.....	NIA.....	MetLife, Inc.....	Ownership.....	.....100.000	MetLife, Inc.....	.....N.....	0.....
0241	MetLife.....	00000..		.....3818523	.....0		MetLife Solutions Pte. Ltd.....	SGP.....	NIA.....	MetLife Services and Solutions, LLC.....	Ownership.....	.....100.000	MetLife, Inc.....	.....N.....	0.....
0241	MetLife.....	00000..	98-0613376..	.....3818550	.....0		MetLife Global Operations Support Center Private Limited .....	IND.....	NIA.....	MetLife Solutions Pte. Ltd.....	Ownership.....	.....100.000	MetLife, Inc.....	.....N.....	0.....
0241	MetLife.....	00000..	98-0613376..	.....3818550	.....0		MetLife Global Operations Support Center Private Limited .....	IND.....	NIA.....	Natiloportem Holdings, LLC.....	Ownership.....	.....0.000	MetLife, Inc.....	.....N.....	0.....
0241	MetLife.....	00000..		.....3818541	.....0		MetLife Services East Private Limited.....	IND.....	NIA.....	MetLife Solutions Pte. Ltd.....	Ownership.....	.....100.000	MetLife, Inc.....	.....N.....	0.....
0241	MetLife.....	00000..	22-3805708..	.....3302488	.....0		Newbury Insurance Company, Limited.....	DE.....	IA.....	MetLife, Inc.....	Ownership.....	.....100.000	MetLife, Inc.....	.....N.....	0.....
0241	MetLife.....	60992..	13-3690700..	.....3302479	.....1167609		First MetLife Investors Insurance Company.....	NY.....	IA.....	MetLife, Inc.....	Ownership.....	.....100.000	MetLife, Inc.....	.....N.....	0.....
0241	MetLife.....	00000..	13-3179826..	.....3219782	.....0		Enterprise General Insurance Agency, Inc.....	DE.....	IA.....	MetLife, Inc.....	Ownership.....	.....100.000	MetLife, Inc.....	.....N.....	0.....
0241	MetLife.....	12232..	20-1452630..	.....3320080	.....0		MetLife Reinsurance Company of South Carolina .....	SC.....	IA.....	MetLife, Inc.....	Ownership.....	.....100.000	MetLife, Inc.....	.....N.....	0.....

97.10

# SCHEDULE Y

## PART 1A - DETAIL OF INSURANCE HOLDING COMPANY SYSTEM

1	2	3	4	5	6	7	8	9	10	11	12	13	14	15	16
Group Code	Group Name	NAIC Company Code	ID Number	Federal RSSD	CIK	Name of Securities Exchange if Publicly Traded (U.S. or International)	Names of Parent, Subsidiaries or Affiliates	Domiciliary Location	Relationship to Reporting Entity	Directly Controlled by (Name of Entity/Person)	Type of Control (Ownership Board, Management Attorney-in-Fact, Influence, Other)	If Control is Ownership Provide Percentage	Ultimate Controlling Entity(ies)/Person(s)	Is an SCA Filing Required? (Y/N)	*
0241	MetLife.....	13626..	20-5819518..	...3921870	.....0		MetLife Reinsurance Company of Charleston...	SC.....	IA.....	MetLife, Inc.....	Ownership.....	...100.000	MetLife, Inc.....	...N.....	0.....
0241	MetLife.....	14911..	36-4741040..	.....0	.....0		MetLife Reinsurance Company of Delaware.....	DE.....	IA.....	MetLife, Inc.....	Ownership.....	...100.000	MetLife, Inc.....	...N.....	0.....
0241	MetLife.....	00000..	26-6122204..	...4254959	.....0		MetLife Capital Trust IV.....	DE.....	NIA.....	MetLife, Inc.....	Ownership.....	...100.000	MetLife, Inc.....	...N.....	0.....
0241	MetLife.....	00000..	26-6288172..	...3921843	.....0		MetLife Capital Trust X.....	DE.....	NIA.....	MetLife, Inc.....	Ownership.....	...100.000	MetLife, Inc.....	...N.....	0.....
0241	MetLife.....	00000..	27-0858844..	...4278786	.....0		MetLife Home Loans LLC.....	DE.....	NIA.....	MetLife, Inc.....	Ownership.....	...100.000	MetLife, Inc.....	...N.....	0.....
0241	MetLife.....	00000..	75-2417735..	...2602211	.....0		Federal Flood Certification LLC.....	TX.....	NIA.....	MetLife, Inc.....	Ownership.....	...100.000	MetLife, Inc.....	...N.....	0.....
0241	MetLife.....	00000..	55-0790010..	...3165807	.....0		MetLife Group, Inc.....	NY.....	NIA.....	MetLife, Inc.....	Ownership.....	...100.000	MetLife, Inc.....	...N.....	0.....
0241	MetLife.....	00000..	.....	...4242086	.....0		MetLife Standby I, LLC.....	DE.....	NIA.....	MetLife, Inc.....	Ownership.....	...100.000	MetLife, Inc.....	...N.....	0.....
0241	MetLife.....	00000..	.....	...3576355	.....0		MetLife Investment Advisors, LLC.....	DE.....	NIA.....	MetLife, Inc.....	Ownership.....	...100.000	MetLife, Inc.....	...N.....	0.....
0241	MetLife.....	00000..	20-4607161..	.....0	.....0		MetLife European Holdings, LLC.....	DE.....	NIA.....	MetLife, Inc.....	Ownership.....	...100.000	MetLife, Inc.....	...N.....	0.....
0241	MetLife.....	00000..	.....	.....0	.....0		MetLife Core Property Fund GP, LLC.....	DE.....	NIA.....	MetLife Investment Advisors, LLC.....	Ownership.....	...100.000	MetLife, Inc.....	...N.....	0.....
0241	MetLife.....	00000..	80-0946518..	.....0	.....0		MetLife Core Property Fund, LP.....	DE.....	NIA.....	Metropolitan Life Insurance Company.....	Ownership.....	...20.060	MetLife, Inc.....	...N.....	0.....
97.11	0241	MetLife.....	00000..	80-0946518..	.....0	.....0	MetLife Core Property Fund, LP.....	DE.....	NIA.....	Metropolitan Life Insurance Company (on behalf of Sep Acct 746)	Ownership.....	...3.240	MetLife, Inc.....	...N.....	0.....
0241	MetLife.....	00000..	80-0946518..	.....0	.....0		MetLife Core Property Fund, LP.....	DE.....	NIA.....	MetLife Insurance Company of Korea, Limited	Ownership.....	...2.910	MetLife, Inc.....	...N.....	0.....
0241	MetLife.....	00000..	80-0946518..	.....0	.....0		MetLife Core Property Fund, LP.....	DE.....	NIA.....	General American Life Insurance Company...	Ownership.....	...0.070	MetLife, Inc.....	...N.....	0.....
0241	MetLife.....	00000..	80-0946518..	.....0	.....0		MetLife Core Property Fund, LP.....	DE.....	NIA.....	MetLife Insurance Company USA.....	Ownership.....	...0.140	MetLife, Inc.....	...N.....	0.....
0241	MetLife.....	00000..	80-0947139..	.....0	.....0		MetLife Core Property REIT, LLC.....	DE.....	NIA.....	MetLife Core Property Fund, LP.....	Ownership.....	...100.000	MetLife, Inc.....	...N.....	0.....
0241	MetLife.....	00000..	46-3934926..	.....0	.....0		MetLife Core Property Holdings, LLC.....	DE.....	NIA.....	MetLife Core Property REIT, LLC.....	Ownership.....	...100.000	MetLife, Inc.....	...N.....	0.....
0241	MetLife.....	00000..	.....	.....0	.....0		MCP Property Management LLC (DE).....	DE.....	NIA.....	MetLife Core Property Holdings, LLC.....	Ownership.....	...100.000	MetLife, Inc.....	...N.....	0.....
0241	MetLife.....	00000..	13-4075851..	.....0	.....0		MetLife Commercial Mortgage Income Fund GP, LLC	DE.....	NIA.....	MetLife Investment Advisors, LLC.....	Ownership.....	...100.000	MetLife, Inc.....	...N.....	0.....
0241	MetLife.....	00000..	47-2630137..	.....0	.....0		MetLife Commercial Mortgage Income Fund LP	DE.....	NIA.....	Metropolitan Life Insurance Company.....	Ownership.....	...28.830	MetLife, Inc.....	...N.....	0.....
0241	MetLife.....	00000..	47-2630137..	.....0	.....0		MetLife Commercial Mortgage Income Fund LP	DE.....	NIA.....	MetLife Insurance Company USA.....	Ownership.....	...9.610	MetLife, Inc.....	...N.....	0.....
0241	MetLife.....	00000..	47-2630137..	.....0	.....0		MetLife Commercial Mortgage Income Fund LP	DE.....	NIA.....	MetLife Insurance Company of Korea, Limited	Ownership.....	...5.660	MetLife, Inc.....	...N.....	0.....
0241	MetLife.....	00000..	47-2630137..	.....0	.....0		MetLife Commercial Mortgage Income Fund LP	DE.....	NIA.....	MetLife Limited.....	Ownership.....	...3.810	MetLife, Inc.....	...N.....	0.....
0241	MetLife.....	00000..	47-2630137..	.....0	.....0		MetLife Commercial Mortgage Income Fund LP	DE.....	NIA.....	Metropolitan Life Insurance Company of Hong Kong Limited	Ownership.....	...0.760	MetLife, Inc.....	...N.....	0.....
0241	MetLife.....	00000..	47-2688528..	.....0	.....0		MetLife Commercial Mortgage REIT, LLC.....	DE.....	NIA.....	MetLife Commercial Mortgage Income Fund, LP	Ownership.....	...100.000	MetLife, Inc.....	...N.....	0.....
0241	MetLife.....	00000..	47-2703778..	.....0	.....0		MetLife Commercial Mortgage Originator, LLC...	DE.....	NIA.....	MetLife Commercial Mortgage REIT, LLC.....	Ownership.....	...100.000	MetLife, Inc.....	...N.....	0.....
0241	MetLife.....	00000..	47-5495603..	.....0	.....0		MCMIF Holdco I, LLC.....	DE.....	NIA.....	MetLife Commercial Mortgage Originator, LLC.	Ownership.....	...100.000	MetLife, Inc.....	...N.....	0.....

**SCHEDULE Y**

**PART 1A - DETAIL OF INSURANCE HOLDING COMPANY SYSTEM**

1	2	3	4	5	6	7	8	9	10	11	12	13	14	15	16
Group Code	Group Name	NAIC Company Code	ID Number	Federal RSSD	CIK	Name of Securities Exchange if Publicly Traded (U.S. or International)	Names of Parent, Subsidiaries or Affiliates	Domiciliary Location	Relationship to Reporting Entity	Directly Controlled by (Name of Entity/Person)	Type of Control (Ownership Board, Management Attorney-in-Fact, Influence, Other)	If Control is Ownership Provide Percentage	Ultimate Controlling Entity(ies)/Person(s)	Is an SCA Filing Required? (Y/N)	*
0241	MetLife.....	00000..		.....0	.....0		MetLife International PE Fund I, LP.....	CYM.....	NIA.....	MetLife Insurance K.K. (Japan).....	Ownership.....	.....92.593	MetLife, Inc.....	.....N.....	0.....
0241	MetLife.....	00000..		.....0	.....0		MetLife International PE Fund I, LP.....	CYM.....	NIA.....	Metropolitan Life Insurance Company of Hong Kong Limited	Ownership.....	.....0.576	MetLife, Inc.....	.....N.....	0.....
0241	MetLife.....	00000..		.....0	.....0		MetLife International PE Fund I, LP.....	CYM.....	NIA.....	MetLife Limited (Hong Kong).....	Ownership.....	.....2.716	MetLife, Inc.....	.....N.....	0.....
0241	MetLife.....	00000..		.....0	.....0		MetLife International PE Fund I, LP.....	CYM.....	NIA.....	MetLife Mexico S.A.....	Ownership.....	.....4.115	MetLife, Inc.....	.....N.....	0.....
0241	MetLife.....	00000..		.....0	.....0		MetLife Alternatives GP, LLC.....	DE.....	NIA.....	MetLife Investment Advisors, LLC.....	Ownership.....	.....100.000	MetLife, Inc.....	.....N.....	0.....
0241	MetLife.....	00000..	98-1150291..	.....0	.....0		MetLife International HF Partners, LP.....	CYM.....	NIA.....	MetLife Insurance K.K. (Japan).....	Ownership.....	.....88.220	MetLife, Inc.....	.....N.....	0.....
0241	MetLife.....	00000..	98-1150291..	.....0	.....0		MetLife International HF Partners, LP.....	CYM.....	NIA.....	MetLife Insurance Company of Korea, Limited	Ownership.....	.....9.470	MetLife, Inc.....	.....N.....	0.....
0241	MetLife.....	00000..	98-1150291..	.....0	.....0		MetLife International HF Partners, LP.....	CYM.....	NIA.....	MetLife Limited (Hong Kong).....	Ownership.....	.....2.290	MetLife, Inc.....	.....N.....	0.....
0241	MetLife.....	00000..	98-1150291..	.....0	.....0		MetLife International HF Partners, LP.....	CYM.....	NIA.....	MetLife Alternatives GP, LLC.....	Ownership.....	.....0.020	MetLife, Inc.....	.....N.....	0.....
0241	MetLife.....	00000..	98-1162663..	.....0	.....0		MetLife International PE Fund II, LP.....	CYM.....	NIA.....	MetLife Insurance K.K. (Japan).....	Ownership.....	.....94.540	MetLife, Inc.....	.....N.....	0.....
0241	MetLife.....	00000..	98-1162663..	.....0	.....0		MetLife International PE Fund II, LP.....	CYM.....	NIA.....	MetLife Limited (Hong Kong).....	Ownership.....	.....2.770	MetLife, Inc.....	.....N.....	0.....
0241	MetLife.....	00000..	98-1162663..	.....0	.....0		MetLife International PE Fund II, LP.....	CYM.....	NIA.....	MetLife Mexico S.A.....	Ownership.....	.....2.100	MetLife, Inc.....	.....N.....	0.....
0241	MetLife.....	00000..	98-1162663..	.....0	.....0		MetLife International PE Fund II, LP.....	CYM.....	NIA.....	Metropolitan Life Insurance Company of Hong Kong Limited	Ownership.....	.....0.590	MetLife, Inc.....	.....N.....	0.....
0241	MetLife.....	00000..	98-1226825..	.....0	.....0		MetLife International PE Fund III, LP.....	CYM.....	NIA.....	MetLife Insurance K.K. (Japan).....	Ownership.....	.....88.930	MetLife, Inc.....	.....N.....	0.....
0241	MetLife.....	00000..	98-1226825..	.....0	.....0		MetLife International PE Fund III, LP.....	CYM.....	NIA.....	MetLife Insurance Company of Korea, Limited	Ownership.....	.....7.910	MetLife, Inc.....	.....N.....	0.....
0241	MetLife.....	00000..	98-1226825..	.....0	.....0		MetLife International PE Fund III, LP.....	CYM.....	NIA.....	Metropolitan Life Insurance Company of Hong Kong Limited	Ownership.....	.....0.550	MetLife, Inc.....	.....N.....	0.....
0241	MetLife.....	00000..	98-1226825..	.....0	.....0		MetLife International PE Fund III, LP.....	CYM.....	NIA.....	MetLife Limited (Hong Kong).....	Ownership.....	.....2.610	MetLife, Inc.....	.....N.....	0.....
0241	MetLife.....	00000..		.....0	.....0		MetLife International PE Fund IV, LP.....	CYM.....	NIA.....	MetLife Insurance K.K. (Japan).....	Ownership.....	.....94.700	MetLife, Inc.....	.....N.....	0.....
0241	MetLife.....	00000..		.....0	.....0		MetLife International PE Fund IV, LP.....	CYM.....	NIA.....	MetLife Insurance Company of Korea, Limited	Ownership.....	.....3.790	MetLife, Inc.....	.....N.....	0.....
0241	MetLife.....	00000..		.....0	.....0		MetLife International PE Fund IV, LP.....	CYM.....	NIA.....	MetLife Limited (Hong Kong).....	Ownership.....	.....1.510	MetLife, Inc.....	.....N.....	0.....
0241	MetLife.....	00000..		.....0	.....0		MetLife Loan Asset Management, LLC.....	DE.....	NIA.....	MetLife Investment Advisors, LLC.....	Ownership.....	.....100.000	MetLife, Inc.....	.....N.....	0.....
0241	MetLife.....	00000..	46-4140926..		.....0		MIM Property Management, LLC.....	DE.....	NIA.....	MetLife Investment Advisors, LLC.....	Ownership.....	.....100.000	MetLife, Inc.....	.....N.....	0.....
0241	MetLife.....	13092..	26-1511401..	.....4300892	.....0		MetLife Reinsurance Company of Vermont.....	VT.....	IA.....	MetLife, Inc.....	Ownership.....	.....100.000	MetLife, Inc.....	.....N.....	0.....
0241	MetLife.....	62634..	51-0104167..	.....4255107	.....0		Delaware American Life Insurance Company.....	DE.....	IA.....	MetLife, Inc.....	Ownership.....	.....100.000	MetLife, Inc.....	.....N.....	0.....
0241	MetLife.....	00000..	27-1206753..	.....0	.....0		MetLife Consumer Services, Inc.....	DE.....	NIA.....	MetLife, Inc.....	Ownership.....	.....100.000	MetLife, Inc.....	.....N.....	0.....
0241	MetLife.....	00000..	81-3094008..	.....0	.....0		Brighthouse Services, LLC.....	DE.....	NIA.....	MetLife, Inc.....	Ownership.....	.....100.000	MetLife, Inc.....	.....N.....	0.....
0241	MetLife.....	00000..		.....0	.....0		Brighthouse Financial, Inc.....	DE.....	NIA.....	MetLife, Inc.....	Ownership.....	.....100.000	MetLife, Inc.....	.....N.....	0.....
0241	MetLife.....	00000..		.....0	.....0		Brighthouse Holdings, LLC.....	DE.....	NIA.....	MetLife, Inc.....	Ownership.....	.....100.000	MetLife, Inc.....	.....N.....	0.....
0241	MetLife.....	00000..		.....0	.....0		MetLife Insurance Brokerage, Inc.....	NY.....	NIA.....	MetLife, Inc.....	Ownership.....	.....100.000	MetLife, Inc.....	.....N.....	0.....
0241	MetLife.....	60690..	98-0000065..	.....4247326	.....0		American Life Insurance Company.....	DE.....	IA.....	MetLife, Inc.....	Ownership.....	.....100.000	MetLife, Inc.....	.....N.....	0.....
0241	MetLife.....	00000..	AA-1580066..	.....0	.....0		MetLife Insurance K.K. (Japan).....	JPN.....	IA.....	American Life Insurance Company.....	Ownership.....	.....100.000	MetLife, Inc.....	.....N.....	0.....
0241	MetLife.....	00000..		.....4255330	.....0		Communication One Kabushiki Kaisha (Japan).....	JPN.....	NIA.....	MetLife Insurance K.K. (Japan).....	Ownership.....	.....100.000	MetLife, Inc.....	.....N.....	0.....
0241	MetLife.....	00000..		.....4250018	.....0		MetLife Life Insurance Company (Egypt).....	EGY.....	IA.....	MetLife Global Holding Company I GmbH (Swiss)	Ownership.....	.....84.125	MetLife, Inc.....	.....N.....	0.....

97.12

## SCHEDULE Y

### PART 1A - DETAIL OF INSURANCE HOLDING COMPANY SYSTEM

1	2	3	4	5	6	7	8	9	10	11	12	13	14	15	16
Group Code	Group Name	NAIC Company Code	ID Number	Federal RSSD	CIK	Name of Securities Exchange if Publicly Traded (U.S. or International)	Names of Parent, Subsidiaries or Affiliates	Domiciliary Location	Relationship to Reporting Entity	Directly Controlled by (Name of Entity/Person)	Type of Control (Ownership Board, Management Attorney-in-Fact, Influence, Other)	If Control is Ownership Provide Percentage	Ultimate Controlling Entity(ies)/Person(s)	Is an SCA Filing Required? (Y/N)	*
0241	MetLife.....	00000..	AA-1860015..	.....0	.....0	.....	MetLife Emekliik ve Hayat A.S. (Turkey).....	TUR.....	IA.....	MetLife Global Holding Company II GmbH (Swiss)	Ownership.....	.....99.980	MetLife, Inc.....	.....N.....	0.....
0241	MetLife.....	00000..	.....	.....0	.....0	.....	MetLife Life Insurance S.A. (Greece).....	GRC.....	IA.....	MetLife EU Holding Company Limited (Ireland)	Ownership.....	.....100.000	MetLife, Inc.....	.....N.....	0.....
0241	MetLife.....	00000..	.....	.....4255349	.....0	.....	MetLife Mutual Fund Company (Greece).....	GRC.....	NIA.....	MetLife Life Insurance Company S.A.....	Ownership.....	.....90.000	MetLife, Inc.....	.....N.....	0.....
0241	MetLife.....	00000..	.....	.....4304032	.....0	.....	International Investment Holding Company Limited (Russia)	RUS.....	NIA.....	American Life Insurance Company .....	Ownership.....	.....100.000	MetLife, Inc.....	.....N.....	0.....
0241	MetLife.....	00000..	.....	.....0	.....0	.....	UBB-MetLife Zhivotozastrahovatelno Drujestvo AD (Bulgaria)	BGR.....	IA.....	MetLife EU Holding Company Limited (Ireland)	Ownership.....	.....40.000	MetLife, Inc.....	.....N.....	0.....
0241	MetLife.....	00000..	.....	.....0	.....0	.....	MetLife American International Group and Arab National Bank Cooperative Insurance Company	SAU.....	IA.....	American Life Insurance Company .....	Ownership.....	.....30.000	MetLife, Inc.....	.....N.....	0.....
0241	MetLife.....	00000..	.....	.....4250072	.....0	.....	PJSC MetLife (Ukraine).....	UKR.....	IA.....	MetLife Global Holding Company II GmbH (Swiss)	Ownership.....	.....99.999	MetLife, Inc.....	.....N.....	0.....
0241	MetLife.....	00000..	.....	.....4250072	.....0	.....	PJSC MetLife (Ukraine).....	UKR.....	IA.....	International Technical and Advisory Services Limited (USA-Delaware)	Ownership.....	.....0.001	MetLife, Inc.....	.....N.....	0.....
0241	MetLife.....	00000..	.....	.....4250072	.....0	.....	PJSC MetLife (Ukraine).....	UKR.....	IA.....	Borderland Investments Limited (USA-Delaware)	Ownership.....	.....0.001	MetLife, Inc.....	.....N.....	0.....
0241	MetLife.....	00000..	.....	.....0	.....0	.....	MetLife Innovation Centre Limited.....	IRL.....	IA.....	MetLife Global Holding Company II GmbH (Swiss)	Ownership.....	.....99.999	MetLife, Inc.....	.....N.....	0.....
0241	MetLife.....	00000..	51-0205283..	.....0	.....0	.....	International Technical and Advisory Services Limited (USA-Delaware)	DE.....	NIA.....	American Life Insurance Company .....	Ownership.....	.....100.000	MetLife, Inc.....	.....N.....	0.....
0241	MetLife.....	00000..	02-0649743..	.....0	.....0	.....	Borderland Investments Limited (USA-Delaware)	DE.....	NIA.....	American Life Insurance Company .....	Ownership.....	.....100.000	MetLife, Inc.....	.....N.....	0.....
0241	MetLife.....	00000..	.....	.....0	.....0	.....	ALICO Hellas Single Member Limited Liability Company (Greece)	GRC.....	NIA.....	Borderland Investments Limited (USA-Delaware)	Ownership.....	.....100.000	MetLife, Inc.....	.....N.....	0.....
0241	MetLife.....	00000..	.....	.....0	.....0	.....	MetLife Asset Management Corp. (Japan).....	JPN.....	NIA.....	ALICO Operations, LLC (DE).....	Ownership.....	.....100.000	MetLife, Inc.....	.....N.....	0.....
0241	MetLife.....	00000..	.....	.....4249311	.....0	.....	MetLife Mas, S.A. de C.V (Mexico).....	MEX.....	IA.....	MetLife International Holdings, LLC.....	Ownership.....	.....100.000	MetLife, Inc.....	.....N.....	0.....
0241	MetLife.....	00000..	.....	.....4249311	.....0	.....	MetLife Mas, S.A. de C.V (Mexico).....	MEX.....	IA.....	International Technical and Advisory Services Limited (USA-Delaware)	Ownership.....	.....0.000	MetLife, Inc.....	.....N.....	0.....
0241	MetLife.....	00000..	.....	.....4251293	.....0	.....	MetLife Seguros S.A. (Uruguay).....	URY.....	IA.....	ALICO Operations, LLC (DE).....	Ownership.....	.....100.000	MetLife, Inc.....	.....N.....	0.....
0241	MetLife.....	00000..	52-2094092..	.....0	.....0	.....	Alpha Properties, Inc. (USA-Delaware).....	DE.....	NIA.....	American Life Insurance Company .....	Ownership.....	.....100.000	MetLife, Inc.....	.....N.....	0.....
0241	MetLife.....	00000..	52-2094091..	.....0	.....0	.....	Beta Properties, Inc. (USA-Delaware).....	DE.....	NIA.....	American Life Insurance Company .....	Ownership.....	.....100.000	MetLife, Inc.....	.....N.....	0.....
0241	MetLife.....	00000..	51-0389730..	.....0	.....0	.....	Delta Properties Japan, Inc. (USA-Delaware).....	DE.....	NIA.....	American Life Insurance Company .....	Ownership.....	.....100.000	MetLife, Inc.....	.....N.....	0.....
0241	MetLife.....	00000..	51-0389749..	.....0	.....0	.....	Epsilon Properties Japan, Inc. (USA-Delaware).....	DE.....	NIA.....	American Life Insurance Company .....	Ownership.....	.....100.000	MetLife, Inc.....	.....N.....	0.....
0241	MetLife.....	00000..	13-4172883..	.....0	.....0	.....	Kappa Properties Japan, Inc. (USA-Delaware).....	DE.....	NIA.....	American Life Insurance Company .....	Ownership.....	.....100.000	MetLife, Inc.....	.....N.....	0.....
0241	MetLife.....	00000..	02-0649738..	.....0	.....0	.....	Iris Properties, Inc. (USA-Delaware).....	DE.....	NIA.....	American Life Insurance Company .....	Ownership.....	.....100.000	MetLife, Inc.....	.....N.....	0.....

97.13

## SCHEDULE Y

### PART 1A - DETAIL OF INSURANCE HOLDING COMPANY SYSTEM

1	2	3	4	5	6	7	8	9	10	11	12	13	14	15	16
Group Code	Group Name	NAIC Company Code	ID Number	Federal RSSD	CIK	Name of Securities Exchange if Publicly Traded (U.S. or International)	Names of Parent, Subsidiaries or Affiliates	Domiciliary Location	Relationship to Reporting Entity	Directly Controlled by (Name of Entity/Person)	Type of Control (Ownership Board, Management Attorney-in-Fact, Influence, Other)	If Control is Ownership Provide Percentage	Ultimate Controlling Entity(ies)/Person(s)	Is an SCA Filing Required? (Y/N)	*
0241	MetLife.....	00000..		.....0	.....0		MetLife Colombia Seguros de Vida S.A. (Columbia)	COL.....	IA.....	MetLife Global Holding Company II GmbH (Swiss)	Ownership.....	.....90.000	MetLife, Inc.....	.....N.....	0.....
0241	MetLife.....	00000..		.....0	.....0		MetLife Colombia Seguros de Vida S.A. (Columbia)	COL.....	IA.....	MetLife Global Holding Company I GmbH (Swiss)	Ownership.....	.....10.000	MetLife, Inc.....	.....N.....	0.....
0241	MetLife.....	00000..		.....0	.....0		MetLife Colombia Seguros de Vida S.A. (Columbia)	COL.....	IA.....	International Technical and Advisory Services Limited (USA-Delaware)	Ownership.....	.....0.000	MetLife, Inc.....	.....N.....	0.....
0241	MetLife.....	00000..		.....0	.....0		MetLife Colombia Seguros de Vida S.A. (Columbia)	COL.....	IA.....	Borderland Investments Limited (USA-Delaware)	Ownership.....	.....0.000	MetLife, Inc.....	.....N.....	0.....
0241	MetLife.....	00000..		.....0	.....0		MetLife Colombia Seguros de Vida S.A. (Columbia)	COL.....	IA.....	Natiloportem Holdings, LLC.....	Ownership.....	.....0.000	MetLife, Inc.....	.....N.....	0.....
0241	MetLife.....	00000..	13-3912049..	.....0	.....0		ALICO Properties, Inc. (USA-Delaware).....	DE.....	NIA.....	American Life Insurance Company.....	Ownership.....	.....51.000	MetLife, Inc.....	.....N.....	0.....
0241	MetLife.....	00000..	13-3919049..	.....0	.....0		Global Properties, Inc. (USA-Delaware).....	DE.....	NIA.....	ALICO Properties, Inc.....	Ownership.....	.....100.000	MetLife, Inc.....	.....N.....	0.....
0241	MetLife.....	00000..		.....0	.....0		MetLife Global Holding Company I GmbH (Swiss)	CHE.....	NIA.....	American Life Insurance Company.....	Ownership.....	.....100.000	MetLife, Inc.....	.....N.....	0.....
0241	MetLife.....	00000..		.....0	.....0		MetLife Global Holding Company II GmbH (Swiss)	CHE.....	NIA.....	MetLife Global Holding Company I GmbH (Swiss)	Ownership.....	.....100.000	MetLife, Inc.....	.....N.....	0.....
0241	MetLife.....	00000..		.....0	.....0		MetLife Investment Management Holdings (Ireland) Limited	IRL.....	NIA.....	MetLife Global Holding Company II GmbH (Swiss)	Ownership.....	.....100.000	MetLife, Inc.....	.....N.....	0.....
0241	MetLife.....	00000..	30-0615846..	.....0	.....0		ALICO Operations, LLC (DE).....	DE.....	NIA.....	MetLife Global Holding Company II GmbH (Swiss)	Ownership.....	.....100.000	MetLife, Inc.....	.....N.....	0.....
0241	MetLife.....	00000..		.....0	.....0		MetLife EU Holding Company Limited (Ireland).	IRL.....	NIA.....	MetLife Global Holding Company II GmbH (Swiss)	Ownership.....	.....100.000	MetLife, Inc.....	.....N.....	0.....
0241	MetLife.....	00000..	98-0552186..	.....4249302	.....0		ALICO European Holding Limited (Ireland).....	IRL.....	NIA.....	MetLife Global Holding Company II GmbH (Swiss)	Ownership.....	.....100.000	MetLife, Inc.....	.....N.....	0.....
0241	MetLife.....	00000..	AA-1780108..	.....0	.....0		MetLife Europe d.a.c.....	IRL.....	IA.....	International Technical Advisory Services Limited	Ownership.....	.....0.000	MetLife, Inc.....	.....N.....	0.....
0241	MetLife.....	00000..	AA-1780108..	.....0	.....0		MetLife Europe d.a.c.....	IRL.....	IA.....	American Life Insurance Company.....	Ownership.....	.....3.997	MetLife, Inc.....	.....N.....	0.....
0241	MetLife.....	00000..	AA-1780108..	.....0	.....0		MetLife Europe d.a.c.....	IRL.....	IA.....	MetLife EU Holding Company Limited (Ireland)	Ownership.....	.....96.003	MetLife, Inc.....	.....N.....	0.....
0241	MetLife.....	00000..		.....0	.....0		MetLife Services EOOD (Bulgaria).....	BGR.....	NIA.....	MetLife EU Holding Company Limited (Ireland)	Ownership.....	.....100.000	MetLife, Inc.....	.....N.....	0.....
0241	MetLife.....	00000..		.....0	.....0		MetLife Pension Trustees Limited (UK).....	GBR.....	NIA.....	MetLife Europe d.a.c.....	Ownership.....	.....100.000	MetLife, Inc.....	.....N.....	0.....
0241	MetLife.....	00000..		.....4255367	.....0		First American-Hungarian Insurance Agency Limited (Hungary)	HUN.....	IA.....	MetLife EU Holding Company Limited (Ireland)	Ownership.....	.....100.000	MetLife, Inc.....	.....N.....	0.....
0241	MetLife.....	00000..		.....4258407	.....0		MetLife Solutions S.A.S. (France).....	FRA.....	NIA.....	MetLife EU Holding Company Limited (Ireland)	Ownership.....	.....100.000	MetLife, Inc.....	.....N.....	0.....
0241	MetLife.....	00000..		.....0	.....0		MetLife Asia Holding Company Pte. Ltd.....	SGP.....	NIA.....	MetLife Global Holding Company II GmbH (Swiss)	Ownership.....	.....100.000	MetLife, Inc.....	.....N.....	0.....

97.14

## SCHEDULE Y

## PART 1A - DETAIL OF INSURANCE HOLDING COMPANY SYSTEM

1	2	3	4	5	6	7	8	9	10	11	12	13	14	15	16
Group Code	Group Name	NAIC Company Code	ID Number	Federal RSSD	CIK	Name of Securities Exchange if Publicly Traded (U.S. or International)	Names of Parent, Subsidiaries or Affiliates	Domiciliary Location	Relationship to Reporting Entity	Directly Controlled by (Name of Entity/Person)	Type of Control (Ownership Board, Management Attorney-in-Fact, Influence, Other)	If Control is Ownership Provide Percentage	Ultimate Controlling Entity(ies)/Person(s)	Is an SCA Filing Required? (Y/N)	*
0241	MetLife.....	00000...		.....0	.....0		MetLife Innovation Centre Pte. Ltd .....	SGP.....	NIA.....	MetLife Asia Holding Company Pte. Ltd. ....	Ownership.....	100.000	MetLife, Inc.....	.....N.....	0.....
0241	MetLife.....	00000...		.....0	.....0		MetLife Reinsurance Company of Bermuda Ltd. ....	BMU.....	IA.....	MetLife Global Holding Company II GmbH (Swiss)	Ownership.....	100.000	MetLife, Inc.....	.....N.....	0.....
0241	MetLife.....	00000...		.....0	.....0		MetLife Investment Management Limited (UK)..	GBR.....	NIA.....	MetLife Global Holding Company II GmbH (Swiss)	Ownership.....	100.000	MetLife, Inc.....	.....N.....	0.....
0241	MetLife.....	00000...		4255246	.....0		Metropolitan Life Societate de Administrare a unui Fond de Pensii Administrat Privat S.A. (Romania)	ROU.....	IA.....	MetLife EU Holding Company Limited (Ireland)	Ownership.....	99.984	MetLife, Inc.....	.....N.....	0.....
0241	MetLife.....	00000...		4255246	.....0		Metropolitan Life Societate de Administrare a unui Fond de Pensii Administrat Privat S.A. (Romania)	ROU.....	IA.....	MetLife Services Sp. z o.o .....	Ownership.....	0.016	MetLife, Inc.....	.....N.....	0.....
0241	MetLife.....	00000...		4249469	.....0		ZAO Master D (Russia).....	RUS.....	NIA.....	ALICO European Holding Limited (Ireland).....	Ownership.....	100.000	MetLife, Inc.....	.....N.....	0.....
0241	MetLife.....	00000...		4249991	.....0		Joint Stock Company MetLife Insurance Company (Russia)	RUS.....	IA.....	MetLife Global Holding Company II GmbH (Swiss)	Ownership.....	49.000	MetLife, Inc.....	.....N.....	0.....
0241	MetLife.....	00000...		4249991	.....0		Joint Stock Company MetLife Insurance Company (Russia)	RUS.....	IA.....	ZAO Master D (Russia).....	Ownership.....	51.000	MetLife, Inc.....	.....N.....	0.....
0241	MetLife.....	00000...		4255198	.....0		MetLife Slovakia s.r.o.....	SVK.....	NIA.....	MetLife EU Holding Company Limited (Ireland)	Ownership.....	99.956	MetLife, Inc.....	.....N.....	0.....
0241	MetLife.....	00000...		4255198	.....0		MetLife Slovakia s.r.o.....	SVK.....	NIA.....	International Technical and Advisory Services Limited (USA-Delaware)	Ownership.....	0.044	MetLife, Inc.....	.....N.....	0.....
0241	MetLife.....	00000...		4255189	.....0		MetLife SK, s.r.o .....	SVK.....	NIA.....	MetLife EU Holding Company Limited (Ireland)	Ownership.....	99.879	MetLife, Inc.....	.....N.....	0.....
0241	MetLife.....	00000...		.....0	.....0		MetLife SK, s.r.o .....	SVK.....	NIA.....	International Technical and Advisory Services Limited	Ownership.....	0.121	MetLife, Inc.....	.....N.....	0.....
0241	MetLife.....	00000...		.....0	.....0		MetLife Services Cyprus Ltd.....	CYP.....	NIA.....	MetLife EU Holding Company Limited (Ireland)	Ownership.....	100.000	MetLife, Inc.....	.....N.....	0.....
0241	MetLife.....	00000...		.....0	.....0		Hellenic Alico Life Insurance Company Ltd. (Cyprus)	CYP.....	IA.....	MetLife Services Cyprus Ltd.....	Ownership.....	27.500	MetLife, Inc.....	.....N.....	0.....
0241	MetLife.....	00000...		4247335	.....0		MetLife Towarzystwo Ubezpieczen na Zycie i Reasekuracji S.A.	POL.....	IA.....	MetLife EU Holding Company Limited (Ireland)	Ownership.....	100.000	MetLife, Inc.....	.....N.....	0.....
0241	MetLife.....	00000...		4255264	.....0		MetLife Services Sp. z o.o .....	POL.....	NIA.....	MetLife Towarzystwo Ubezpieczen na Zycie i Reasekuracji S.A.	Ownership.....	100.000	MetLife, Inc.....	.....N.....	0.....
0241	MetLife.....	00000...		4251154	.....0		MetLife Powszechno Towarzystwo Emerytalne (Poland)	POL.....	IA.....	MetLife Towarzystwo Ubezpieczen na Zycie i Reasekuracji S.A.	Ownership.....	100.000	MetLife, Inc.....	.....N.....	0.....
0241	MetLife.....	00000...	AA-9640009.	4255255	.....0		MetLife Towarzystwo Funduszy Inwestycyjnych S.A.	POL.....	NIA.....	MetLife Towarzystwo Ubezpieczen na Zycie i Reasekuracji S.A.	Ownership.....	100.000	MetLife, Inc.....	.....N.....	0.....

## SCHEDULE Y

### PART 1A - DETAIL OF INSURANCE HOLDING COMPANY SYSTEM

1	2	3	4	5	6	7	8	9	10	11	12	13	14	15	16
Group Code	Group Name	NAIC Company Code	ID Number	Federal RSSD	CIK	Name of Securities Exchange if Publicly Traded (U.S. or International)	Names of Parent, Subsidiaries or Affiliates	Domiciliary Location	Relationship to Reporting Entity	Directly Controlled by (Name of Entity/Person)	Type of Control (Ownership Board, Management Attorney-in-Fact, Influence, Other)	If Control is Ownership Provide Percentage	Ultimate Controlling Entity(ies)/Person(s)	Is an SCA Filing Required? (Y/N)	*
0241	MetLife.....	00000...	.....	4258331	.....0	.....	Agenvita S.r.l. (Italy).....	ITA.....	IA.....	MetLife EU Holding Company Limited (Ireland)	Ownership.....	100.000	MetLife, Inc.....	.....N.....	0.....
0241	MetLife.....	00000...	.....	.....0	.....0	.....	MetLife Services, Sociedad Limitada (Spain).....	ESP.....	NIA.....	MetLife EU Holding Company Limited (Ireland)	Ownership.....	100.000	MetLife, Inc.....	.....N.....	0.....
0241	MetLife.....	00000...	.....	2981224	.....0	.....	MetLife Insurance Limited (U.K.).....	GBR.....	IA.....	MetLife EU Holding Company Limited (Ireland)	Ownership.....	99.999	MetLife, Inc.....	.....N.....	0.....
0241	MetLife.....	00000...	.....	.....0	.....0	.....	MetLife Europe Insurance d.a.c.....	IRL.....	IA.....	MetLife EU Holding Company Limited (Ireland)	Ownership.....	93.000	MetLife, Inc.....	.....N.....	0.....
0241	MetLife.....	00000...	.....	.....0	.....0	.....	MetLife Europe Insurance d.a.c.....	IRL.....	IA.....	American Life Insurance Company.....	Ownership.....	7.000	MetLife, Inc.....	.....N.....	0.....
0241	MetLife.....	00000...	.....	4189864	.....0	.....	MetLife Europe Services Limited (Ireland).....	IRL.....	NIA.....	MetLife EU Holding Company Limited (Ireland)	Ownership.....	100.000	MetLife, Inc.....	.....N.....	0.....
0241	MetLife.....	00000...	95-3947585..	3166064	.....0	.....	MetLife Investors Group, LLC.....	DE.....	NIA.....	MetLife, Inc.....	Ownership.....	100.000	MetLife, Inc.....	.....N.....	0.....
0241	MetLife.....	00000...	43-1906210..	3373563	1130412	.....	MetLife Investments Securities LLC (DE).....	DE.....	NIA.....	MetLife Investors Group, LLC.....	Ownership.....	100.000	MetLife, Inc.....	.....N.....	0.....
0241	MetLife.....	00000...	.....	.....0	.....0	.....	MetLife Investors Distribution Company.....	MO.....	NIA.....	MetLife Investors Group, LLC.....	Ownership.....	100.000	MetLife, Inc.....	.....N.....	0.....
0241	MetLife.....	00000...	04-3240897..	4288440	1071039	.....	MetLife Advisers, LLC.....	MA.....	NIA.....	MetLife, Inc.....	Ownership.....	100.000	MetLife, Inc.....	.....N.....	0.....

**Metropolitan Direct Property and Casualty Insurance Company**

**SCHEDULE Y**

**PART 2 - SUMMARY OF INSURER'S TRANSACTIONS WITH ANY AFFILIATES**

1	2	3	4	5	6	7	8	9	10	11	12	13
NAIC Company Code	ID Number	Names of Insurers and Parent, Subsidiaries or Affiliates	Shareholder Dividends	Capital Contributions	Purchases, Sales or Exchanges of Loans, Securities, Real Estate, Mortgage Loans or Other Investments	Income/ (Disbursements) Incurred in Connection with Guarantees or Undertakings for the Benefit of any Affiliate(s)	Management Agreements and Service Contracts	Income/ (Disbursements) Incurred under Reinsurance Agreements	*	Any Other Material Activity Not in the Ordinary Course of the Insurer's Business	Totals	Reinsurance Recoverable/ (Payable) on Losses and/or Reserve Credit Taken/ (Liability)
<b>Affiliated Transactions</b>												
0.....	13-4075851.....	MetLife, Inc.....	6,610,182,384	(115,418,441)	(222,284,084)	0	351,863,349	0		(143,079,194)	6,481,264,014	0
65978.....	13-5581829.....	Metropolitan Life Insurance Company.....	(5,670,000,000)	(18,522,871)	(1,500,941,125)	1,019,432	(1,071,961,737)	(5,030,331,545)		171,307,703	(13,119,430,143)	11,558,885,077
0.....		MLIC CB Holdings LLC.....	0	(3,500,000)	0	0	0	0		0	(3,500,000)	0
0.....		Euro CL Investments LLC.....	0	(110,233)	0	0	0	0		0	(110,233)	0
0.....		The Building at 575 Fifth Avenue Mezzanine LLC.....	0	850,253	0	0	0	0		0	850,253	0
0.....	80-6218553.....	The Worthington Series Trust.....	0	(10)	(101,167,011)	0	0	0		(1,362,600)	(102,529,621)	0
0.....		MetLife Investments Asia Limited (Hong Kong).....	0	0	0	0	4,777,411	0		0	4,777,411	0
0.....		MetLife Investments Limited (UK).....	0	0	0	0	21,565,708	0		0	21,565,708	0
0.....		MetLife Latin America Asesorias e Inversiones Limitada (Chile).....	0	0	0	0	14,066,597	0		0	14,066,597	0
0.....	86-1176467.....	MEX DF Properties, LLC.....	0	(11,524,494)	0	0	0	0		0	(11,524,494)	0
0.....	98-0445386.....	Ten Park SPC.....	0	(344,302,137)	0	0	(642,198)	0		0	(344,944,335)	0
0.....	13-3619870.....	23rd Street Investments, Inc.....	(2,200,000)	(3,164,549)	0	0	1,610,209	0		0	(3,754,340)	0
0.....	06-1193029.....	MetLife Capital Credit L.P.....	0	(34,777,169)	0	0	(29,250)	0		0	(34,806,419)	0
0.....	91-1273824.....	MetLife Capital Limited Partnership.....	0	(4,976,264)	0	0	(29,250)	0		0	(5,005,514)	0
0.....		Long Island Solar Farm, LLC.....	0	0	(1,166,002)	0	0	0		(5,169,542)	(6,335,544)	0
0.....	43-1822723.....	Missouri Reinsurance, Inc.....	0	0	0	0	1,843,968	(83,946,158)		0	(82,102,190)	(730,259,728)
0.....	13-3237278.....	MetLife Holdings, Inc.....	0	0	0	0	27	0		0	27	0
0.....	13-3237275.....	MetLife Credit Corp.....	4,939,139	0	(33,646)	0	1,924,167	0		(4,404,025)	2,425,635	0
0.....	13-3237277.....	MetLife Funding, Inc.....	0	0	33,646	0	(30,759)	0		0	2,887	0
0.....		85 Broad Street Mezzanine LLC.....	0	4,800,197	0	0	0	0		0	4,800,197	0
0.....	13-3170235.....	Metropolitan Tower Realty Company, Inc.....	0	0	0	0	(11,630,639)	0		0	(11,630,639)	0
0.....	43-6026902.....	White Oak Royalty Company.....	0	0	0	0	(313,483)	0		0	(313,483)	0
0.....	26-2853672.....	MLIC Asset Holdings, LLC.....	0	(18,476,000)	0	0	0	0		0	(18,476,000)	0
0.....		MetLife Properties Ventures, LLC.....	0	(81,826,872)	0	0	0	0		0	(81,826,872)	0
91626.....	04-2708937.....	New England Life Insurance Company.....	(295,000,000)	4,154,464	(7,592,479)	(846,433)	(69,068,091)	(14,081,984)		19,475,783	(362,958,740)	669,243,928
0.....	22-2375428.....	Transmountain Land & Livestock Company.....	0	0	0	0	(4,033)	0		0	(4,033)	0
0.....	34-1650967.....	Hyatt Legal Plans, Inc.....	(68,000,000)	0	3,821	0	(40,932,251)	0		0	(108,928,430)	0
0.....	34-1631590.....	Hyatt Legal Plans of Florida, Inc.....	0	0	(3,821)	0	0	0		0	(3,821)	0
0.....	13-4047186.....	MetLife Tower Resources Group, Inc.....	0	0	0	0	(759,857)	0		0	(759,857)	0
0.....	75-2085469.....	Para-Met Plaza Associates.....	0	(82,455)	0	0	0	0		0	(82,455)	0
0.....		1001 Properties, LLC.....	0	40,516,574	0	0	0	0		0	40,516,574	0
0.....		6104 Hollywood, LLC.....	0	19,575,760	0	0	0	0		0	19,575,760	0
0.....		MetLife ConSquare Member, LLC (DE).....	0	83,275,529	0	0	0	0		0	83,275,529	0
0.....	13-4078322.....	334 Madison Euro Investments, Inc.....	0	0	0	0	128	0		0	128	0
0.....		St. James Fleet Investments Two Limited.....	0	0	0	0	(32,847)	0		0	(32,847)	0
0.....		Park Twenty Three Investments Company (UK).....	0	0	0	0	(26,278)	0		0	(26,278)	0
0.....		Convent Station Euro Investments Four Company (UK).....	0	0	0	0	(26,278)	0		0	(26,278)	0
0.....		OMI MLIC Investments Limited.....	0	0	0	0	(6,512,831)	0		0	(6,512,831)	0
16073.....		Brighthouse Reinsurance Company of Delaware.....	0	250,000	0	0	0	0		0	250,000	0
0.....		Brighthouse Financial, Inc.....	0	1,000	0	0	0	0		0	1,000	0
0.....		MetLife Insurance Brokerage, Inc.....	0	0	3,100,000	0	(1,757,418)	0		0	1,342,582	0



**Metropolitan Direct Property and Casualty Insurance Company**

**SCHEDULE Y**

**PART 2 - SUMMARY OF INSURER'S TRANSACTIONS WITH ANY AFFILIATES**

1	2	3	4	5	6	7	8	9	10	11	12	13
NAIC Company Code	ID Number	Names of Insurers and Parent, Subsidiaries or Affiliates	Shareholder Dividends	Capital Contributions	Purchases, Sales or Exchanges of Loans, Securities, Real Estate, Mortgage Loans or Other Investments	Income/ (Disbursements) Incurred in Connection with Guarantees or Undertakings for the Benefit of any Affiliate(s)	Management Agreements and Service Contracts	Income/ (Disbursements) Incurred under Reinsurance Agreements	*	Any Other Material Activity Not in the Ordinary Course of the Insurer's Business	Totals	Reinsurance Recoverable/ (Payable) on Losses and/or Reserve Credit Taken/ (Liability)
63665	43-0285930	General American Life Insurance Company	17,616	1,921,664	110,366,667	(172,999)	(93,420,649)	332,260,231		6,950,451	357,922,981	2,131,607,547
0	46-0803970	MetLife CC Member, LLC	0	8,879,243	0	0	0	0		0	8,879,243	0
0	20-3221642	MetLife Mall Ventures Limited Partnership	0	(37,235)	0	0	0	0		0	(37,235)	0
0	46-4158087	MetLife 555 12th Member, LLC	0	19,875,902	0	0	0	0		0	19,875,902	0
0	46-3608641	ML Swan Mezz, LLC	0	(4,575,000)	0	0	0	0		0	(4,575,000)	0
0	46-3616798	ML Dolphin Mezz, LLC	0	(8,650,000)	0	0	0	0		0	(8,650,000)	0
0	46-4584166	ML Southmore, LLC	0	11,831,255	0	0	0	0		0	11,831,255	0
0		Haskell East Village, LLC	0	4,728,018	0	0	0	0		0	4,728,018	0
0	46-3426206	MetLife Cabo Hilton Member, LLC	0	(3,284,793)	0	0	0	0		0	(3,284,793)	0
0	20-8355996	Ardrey Kell Townhomes, LLC	0	(81,067)	0	0	0	0		0	(81,067)	0
0	26-1762232	Boulevard Residential, LLC	0	221,584	0	0	0	0		0	221,584	0
0	26-0285750	465 N. Park Drive, LLC	0	(20,638,621)	0	0	0	0		0	(20,638,621)	0
0	20-8349277	Sandpiper Cove Associates, LLC	0	220,336	0	0	0	0		0	220,336	0
0		MetLife 1201 TAB Member, LLC	0	10,119,106	0	0	0	0		0	10,119,106	0
0		MetLife LHH Member, LLC	0	2,350,506	0	0	0	0		0	2,350,506	0
0		ML-AI MetLife Member 1, LLC	0	2,990,130	0	0	0	0		0	2,990,130	0
0	80-0821598	Oconee Hotel Company, LLC	0	(6,500,000)	0	0	0	0		0	(6,500,000)	0
0	80-0823015	Oconee Land Company, LLC	0	2,080,991	0	0	0	0		0	2,080,991	0
0	30-0777814	Marketplace Residences, LLC	0	13,317,795	0	0	0	0		0	13,317,795	0
0		MetLife RC SF Member, LLC	0	(73,421,979)	0	0	0	0		0	(73,421,979)	0
0	27-0226554	MLIC Asset Holdings II, LLC	0	(13,200,000)	0	0	0	0		0	(13,200,000)	0
0	46-4229772	MetLife THR Investor, LLC	0	(6,394,700)	0	0	0	0		0	(6,394,700)	0
0		MetLife 425 MKT Member, LLC	0	(132,251,659)	0	0	0	0		0	(132,251,659)	0
0		MetLife CB W/A, LLC	0	(389,590)	0	0	0	0		0	(389,590)	0
0	46-4133357	ML Bridgeside Apartments, LLC	0	23,627,867	0	0	0	0		0	23,627,867	0
0		MetLife OFC Member, LLC	0	(1,571,313)	0	0	0	0		0	(1,571,313)	0
0		MetLife Camino Ramon Member, LLC	0	7,745,637	0	0	0	0		0	7,745,637	0
0	20-8254446	10700 Wilshire, LLC	0	(1,197,247)	0	0	0	0		0	(1,197,247)	0
0	20-8868348	Ashton Judiciary Square, LLC	0	(91,062)	0	0	0	0		0	(91,062)	0
0	20-3700390	Viridian Miracle Mile, LLC	0	(702,774)	0	0	0	0		0	(702,774)	0
0	47-1970965	ML New River Village III, LLC	0	(3,536,796)	0	0	0	0		0	(3,536,796)	0
0	47-1256270	MetLife OBS Member, LLC	0	155,981,998	0	0	0	0		0	155,981,998	0
0		MetLife 1007 Stewart, LLC	0	(32,979)	0	0	0	0		0	(32,979)	0
0	46-4255167	ML Terraces, LLC	0	(12,761,826)	0	0	0	0		0	(12,761,826)	0
0		Chestnut Flats Wind, LLC	0	(4,047,094)	0	0	0	0		0	(4,047,094)	0
0	13-3759652	MetLife International Holdings, LLC	0	0	0	0	324,302,102	0		0	324,302,102	0
0	13-3953333	Natiloportem Holdings, LLC	0	0	0	0	(1,048)	0		0	(1,048)	0
0		Metropolitan Life Seguros e Previdencia Privada S.A. (Brazil)	0	0	0	0	(4,001,304)	0		0	(4,001,304)	0
0	AA-2730030	MetLife Mexico S.A.	0	289,000,000	0	0	(9,162,145)	(7,163,146)		11,723,000	284,397,709	27,868,625
0		MetLife Pensiones Mexico S.A.	0	0	0	0	1,812	0		0	1,812	0
0		MetLife Afore, S.A. de C.V. (Mexico)	0	0	0	0	115,573	0		0	115,573	0
0		MetLife Mexico Servicios, S.A. de C.V.	0	0	0	0	0	2,307		0	2,307	0

98.1

**Metropolitan Direct Property and Casualty Insurance Company**

**SCHEDULE Y**

**PART 2 - SUMMARY OF INSURER'S TRANSACTIONS WITH ANY AFFILIATES**

1	2	3	4	5	6	7	8	9	10	11	12	13
NAIC Company Code	ID Number	Names of Insurers and Parent, Subsidiaries or Affiliates	Shareholder Dividends	Capital Contributions	Purchases, Sales or Exchanges of Loans, Securities, Real Estate, Mortgage Loans or Other Investments	Income/ (Disbursements) Incurred in Connection with Guarantees or Undertakings for the Benefit of any Affiliate(s)	Management Agreements and Service Contracts	Income/ (Disbursements) Incurred under Reinsurance Agreements	*	Any Other Material Activity Not in the Ordinary Course of the Insurer's Business	Totals	Reinsurance Recoverable/ (Payable) on Losses and/or Reserve Credit Taken/ (Liability)
0	AA-5420018	MetLife Insurance Company of Korea Limited	0	0	0	0	(1,233,793)	0		0	(1,233,793)	0
0	AA-1930041	MetLife Insurance Limited (Australia)	0	0	0	0	0	0		0	0	16,290,747
0		The Direct Call Center PTY Limited (Australia)	0	0	0	0	1,128,606	0		0	1,128,606	0
0		MetLife Asia Limited	0	0	0	0	(1,339,188)	0		0	(1,339,188)	0
0		Metropolitan Life Insurance Company of Hong Kong Limited	0	0	0	0	(3,558,616)	0		0	(3,558,616)	0
0	20-5894439	MetLife Global, Inc.	0	0	0	0	1,726,891	0		0	1,726,891	0
0	AA-5344102	PNB MetLife India Insurance Company Limited	0	0	0	0	(3,123)	0		0	(3,123)	0
0	AA-2130012	MetLife Seguros S.A. (Argentina)	0	0	0	0	604,353	0		0	604,353	0
0	AA-2130046	MetLife Seguros de Retiro S.A.	0	0	0	0	18,495,771	0		0	18,495,771	0
26298	13-2725441	Metropolitan Property and Casualty Insurance Company	(222,939,139)	53,982	0	0	(404,897,783)	668,604,411		0	40,821,471	(1,964,839,237)
39950	22-2342710	Metropolitan General Insurance Company	0	0	0	0	(180,763)	(4,534,592)		0	(4,715,355)	13,901,589
40169	05-0393243	Metropolitan Casualty Insurance Company	0	0	0	0	(299,319)	(188,553,023)		0	(188,852,342)	474,153,567
25321	23-1903575	Metropolitan Direct Property and Casualty Insurance Company	0	0	0	0	(160,928)	(92,232,177)		0	(92,393,105)	280,082,750
22926	36-1022580	Economy Fire & Casualty Company	(10,000,000)	0	0	0	(680,276)	(10,836,692)		0	(21,516,968)	36,688,954
38067	36-2027848	Economy Preferred Insurance Company	0	0	0	0	(52,493)	(24,707,694)		0	(24,760,187)	85,396,845
40649	36-3105737	Economy Premier Assurance Company	0	0	0	0	(201,022)	(79,572,357)		0	(79,773,379)	159,570,532
0	95-3003951	MetLife Auto & Home Insurance Agency, Inc.	0	0	0	0	20,301	0		0	20,301	0
34339	13-2915260	Metropolitan Group Property and Casualty Insurance Company	0	0	0	0	6,805,328	(260,563,019)		0	(253,757,691)	695,588,266
13938	75-2483187	Metropolitan Lloyds Insurance Company of Texas	0	0	0	0	(65,356)	(7,604,857)		0	(7,670,213)	219,456,734
87726	06-0566090	MetLife Insurance Company USA	(261,000,000)	419,775,742	2,289,660,426	0	(1,702,912,188)	3,083,352,727		158,511,323	3,987,388,030	18,250,678,761
0		ML 1065 Hotel, LLC	0	165,700	0	0	0	0		0	165,700	0
0		MetLife Renewables Holdings, LLC	0	(5,383,819)	0	0	0	0		0	(5,383,819)	0
0	01-0893117	Metropolitan Connecticut Properties Ventures, LLC	0	(13,863,006)	0	0	0	0		0	(13,863,006)	0
0		One Financial Place Corporation	0	0	0	0	113	0		0	113	0
0		Euro TI Investments, LLC	0	(2,585,603)	0	0	(66,690)	0		0	(2,652,293)	0
0		MetLife USA Assignment Company	0	0	0	0	(2,088)	0		0	(2,088)	0
94412	27-0227067	TLA Holdings II LLC	0	(2,297,266)	0	0	0	0		0	(2,297,266)	0
0	27-1320082	TLA Holdings III LLC	0	24,697	0	0	0	0		0	24,697	0
0	74-3261395	TLA Holdings LLC	6,800,000	(7,500,000)	0	0	0	0		0	(700,000)	0
0	51-0099394	The Prospect Company	(6,800,000)	0	0	0	(2,574,637)	0		0	(9,374,637)	0
0		Euro TL Investments LLC	0	(46,653)	0	0	0	0		0	(46,653)	0
0		MetLife Property Ventures Canada ULC	0	(15,865)	0	0	0	0		0	(15,865)	0
97136	13-3114906	Metropolitan Tower Life Insurance Company	(60,000,000)	3,544,495	21,905,221	0	(75,313,441)	58,597,586		275,550	(50,990,589)	713,123,112
0	36-4741040	MetLife Reinsurance Company of Delaware (MRD)	0	40,000,000	(56,322,100)	0	71,863,333	258,834,048		50,248,750	364,624,031	(2,546,666,697)
0		Entrecap Real Estate II, LLC	0	(1,504,478)	0	0	0	0		0	(1,504,478)	0
0		MTL Leasing, LLC	0	(25,000)	0	0	0	0		0	(25,000)	0
0	52-1528581	SafeGuard Health Enterprises, Inc.	0	0	0	0	(10,846,849)	0		0	(10,846,849)	0
95747	93-0864866	Safeguard Health Plans, Inc (NV)	0	0	0	0	600	0		0	600	0
0	33-0733552	MetLife Health Plans, Inc. (NJ)	0	0	0	0	153,180	0		0	153,180	0
0	95-2879515	Safeguard Health Plans, Inc (CA)	0	0	0	0	(3,103,407)	0		0	(3,103,407)	0
79014	33-0515751	SafeHealth Life Insurance Company (CA)	0	0	0	0	(2,276)	0		0	(2,276)	0
52009	65-0073323	Safeguard Health Plans, Inc (FL)	0	0	0	0	(8,126)	0		0	(8,126)	0

98.2

**SCHEDULE Y**

**PART 2 - SUMMARY OF INSURER'S TRANSACTIONS WITH ANY AFFILIATES**

1	2	3	4	5	6	7	8	9	10	11	12	13
NAIC Company Code	ID Number	Names of Insurers and Parent, Subsidiaries or Affiliates	Shareholder Dividends	Capital Contributions	Purchases, Sales or Exchanges of Loans, Securities, Real Estate, Mortgage Loans or Other Investments	Income/ (Disbursements) Incurred in Connection with Guarantees or Undertakings for the Benefit of any Affiliate(s)	Management Agreements and Service Contracts	Income/ (Disbursements) Incurred under Reinsurance Agreements	*	Any Other Material Activity Not in the Ordinary Course of the Insurer's Business	Totals	Reinsurance Recoverable/ (Payable) on Losses and/or Reserve Credit Taken/ (Liability)
95051	75-2046497	Safeguard Health Plans, Inc (TX)	0	0	0	0	(485,687)	0	0	0	(485,687)	0
0	AA-2280000	MetLife Chile Seguros de Vida S.A	0	0	0	0	(4,362,995)	(1,651,718)	0	0	(6,014,713)	2,695,222
0		MetLife Services and Solutions, LLC	0	0	0	0	57,935,201	0	0	0	57,935,201	0
0		MetLife Solutions Pte. LTD	0	0	0	0	(28,824)	0	0	0	(28,824)	0
0	36-3665871	Cova Life Management Company	0	0	0	0	62,910	0	0	0	62,910	0
0	98-1099650	MetLife Global Benefits, Ltd	0	0	0	0	(1,626,527)	(894,171)	0	0	(2,520,698)	1,456,354
0	22-3805708	Newbury Insurance Company, Limited	(20,000,000)	0	0	0	(1,139,885)	0	0	0	(21,139,885)	0
60992	13-3690700	First MetLife Investors Insurance Company	0	0	239,010,312	0	(18,142,773)	933,317,641	0	13,028,518	1,167,213,698	332,350,750
0	13-3175978	MetLife Securities, Inc	0	0	0	0	(74,109,669)	0	0	0	(74,109,669)	0
0	13-3179826	Enterprise General Insurance Agency, Inc	0	0	0	0	(7,346,700)	0	0	0	(7,346,700)	0
12232	20-1452630	MetLife Reinsurance Company of South Carolina	0	5,000,000	(451,554,533)	0	21,708,849	20,608,087	0	331,869	(403,905,728)	(3,679,214,675)
13626	20-5819518	MetLife Reinsurance Company of Charleston	0	0	0	0	2,543,567	(17,063,938)	0	0	(14,520,371)	(12,661,645,360)
0	26-6122204	MetLife Capital Trust IV	0	0	(214,900)	0	0	0	0	51,625,000	51,410,100	0
0	26-6288172	MetLife Capital Trust X	0	0	0	0	0	0	0	64,462,500	64,462,500	0
0		MetLife Home Loans LLC	0	0	0	0	(3,285,190)	0	0	0	(3,285,190)	0
0	55-0790010	MetLife Group, Inc	0	0	0	0	2,358,419,365	0	0	0	2,358,419,365	0
0		MetLife Exchange Trust I	0	0	214,285,000	0	0	0	0	0	214,285,000	0
0		MetLife Investment Management, LLC	0	0	0	0	(35,329,256)	0	0	0	(35,329,256)	0
0	43-1906210	MetLife Investors Distribution Company	0	0	0	0	488,694,699	0	0	0	488,694,699	0
0	04-3240897	MetLife Advisers, LLC	0	0	0	0	(5,182,332)	0	0	(375,756,086)	(380,938,418)	0
13092	26-1511401	MetLife Reinsurance Company of Vermont	0	50,000,000	(129,169,612)	0	221,228,285	410,740,631	0	0	552,799,304	(13,896,045,597)
62634	51-0104167	Delaware American Life Insurance Company	(6,000,000)	0	0	0	(20,925,967)	(6,185,134)	0	0	(33,111,101)	(16,949,820)
0	27-1206753	MetLife Consumer Services, Inc	0	4,000,000	0	0	684,970	0	0	0	4,684,970	0
60690	98-0000065	American Life Insurance Company	476,001,334	(328,486,710)	0	0	(248,121,968)	89,349,815	0	(18,169,000)	(29,426,529)	(78,970,897)
0		American Life Insurance Company (Japan)	0	0	0	0	(68,205,079)	0	0	0	(68,205,079)	0
0		Communications One Kabushiki Kaisha (Japan)	0	0	0	0	6,755,599	0	0	0	6,755,599	0
0		MetLife, Life Insurance Company (Egypt)	0	0	0	0	(1,529,694)	(1,899,375)	0	0	(3,429,069)	3,327,404
0	AA-1580066	MetLife Insurance K.K. (Japan)	(450,403,834)	0	(4,859,504,376)	0	0	(5,671,213)	0	0	(5,315,579,423)	1,084,814
0		MetLife pojist' ovna a.s. (Czech Republic)	0	0	0	0	0	104,903	0	0	104,903	0
0		MetLife Solutions S.A.S. (France)	0	0	0	0	2,424,410	0	0	0	2,424,410	0
0		MetLife Mutual Fund Management Company (Greece)	0	0	0	0	(1,042,981)	0	0	0	(1,042,981)	0
0		MetLife Services Cypress LTD. (Cyprus) Limited	0	0	0	0	(30,295)	467,646	0	0	437,351	0
0		MetLife Services, Sociedad Limitada (Spain)	0	0	0	0	(13,956)	0	0	0	(13,956)	0
0		MetLife Towarzystwo Ubezpiecze? na ?ycie i Reasekuracji S.A. (Poland)	0	0	0	0	(11,303,162)	0	0	0	(11,303,162)	0
0		MetLife Services Sp. z o.o. (Poland)	0	0	0	0	7,017,808	0	0	0	7,017,808	0
0		MetLife Towarzystwo Funduszy Inwestycyjnych S.A. (Poland)	0	0	0	0	(859,383)	0	0	0	(859,383)	0
0		MetLife Powszechne Towarzystwo Emerytalne (Poland)	0	0	0	0	(523,666)	0	0	0	(523,666)	0
0		MetLife Societate de Administrare a unui Fond de Pensii Administrat Priv	0	0	0	0	(88,107)	0	0	0	(88,107)	0
0		Metropolitan Life Training and Consulting S.R.L	0	0	0	0	367,454	0	0	0	367,454	0
0	AA-9680001	Metropolitan Life Asigurari S.A. (Romania)	0	0	0	0	(600,818)	(46,884)	0	0	(647,702)	0
0		Joint Stock Company MetLife Insurance Company (formerly Closed Join	0	0	0	0	732,081	(2,305,953)	0	0	(1,573,872)	4,337,237
0		MetLife Slovakia s.r.o. (Slovakia)	0	0	0	0	23,804,451	0	0	0	23,804,451	0

98.3

8.86

**Metropolitan Direct Property and Casualty Insurance Company**

**SCHEDULE Y**

**PART 2 - SUMMARY OF INSURER'S TRANSACTIONS WITH ANY AFFILIATES**

1	2	3	4	5	6	7	8	9	10	11	12	13
NAIC Company Code	ID Number	Names of Insurers and Parent, Subsidiaries or Affiliates	Shareholder Dividends	Capital Contributions	Purchases, Sales or Exchanges of Loans, Securities, Real Estate, Mortgage Loans or Other Investments	Income/ (Disbursements) Incurred in Connection with Guarantees or Undertakings for the Benefit of any Affiliate(s)	Management Agreements and Service Contracts	Income/ (Disbursements) Incurred under Reinsurance Agreements	*	Any Other Material Activity Not in the Ordinary Course of the Insurer's Business	Totals	Reinsurance Recoverable/ (Payable) on Losses and/or Reserve Credit Taken/ (Liability)
0		PJSC MetLife (Ukraine).....	0	0	0	0	51,209	(917)		0	50,292	0
0		ALICO Hellas Single Member Limited Liability Company (Greece).....	0	0	0	0	26,554	0		0	26,554	0
0		MetLife Asset Management Corp. (Japan).....	0	0	0	0	26,126,049	0		0	26,126,049	0
0		MetLife Mas, S.A. de C.V. (Mexico).....	0	0	0	0	61,262	(451,475)		0	(390,213)	0
0		MetLife Columbia Seguros de Vida S.A. (Columbia).....	0	0	0	0	(2,614,582)	827,920		0	(1,786,662)	6,806,189
0		ALICO Properties, Inc. (USA-Delaware).....	0	9,918,728	0	0	0	0		0	9,918,728	0
0	02-0649738	Iris Properties, Inc. (USA-Delaware).....	0	1,963,701	0	0	0	0		0	1,963,701	0
0	AA-2980001	MetLife Seguros S.A. (Uruguay).....	0	0	0	0	(536,216)	(39,342)		0	(575,558)	284,024
0		Global Properties, Inc. Japan Branch.....	0	0	0	0	8,423,781	0		0	8,423,781	0
0		MetLife Global Holding Company I GmbH (Swiss).....	(25,597,500)	44,021,722	(5,500,000)	0	0	0		0	12,924,222	0
0		MetLife Insurance Limited (UK).....	0	0	0	0	2,385,044	(9,092,403)		0	(6,707,359)	0
0		MetLife Europe Services Limited (Ireland).....	0	0	0	0	71,955,019	0		0	71,955,019	0
0		MetLife Europe Insurance Limited - UK Branch (MEIL).....	0	0	0	0	(6,152,601)	(5,135,070)		0	(11,287,671)	326,710
0	AA-1780108	MetLife Europe d.a.c. (UK branch) (MEL).....	0	0	249,136,629	0	(144,078,966)	2,426,217		(249,382)	107,234,498	26,503,934
34031		MetLife Pensions Trustees Limited.....	0	0	0	0	0	0		249,382	249,382	0
0		MetLife Life Insurance Company S.A. (Greece).....	0	0	0	0	5,015,171	(818,841)		0	4,196,330	5,670,813
0		MetLife Services EEIG (European Economic Int Group).....	0	0	0	0	47,393,464	0		0	47,393,464	0
0		Met Money Market Pool.....	0	0	0	0	(30,420)	0		0	(30,420)	0
0		DCA640 Investment Pool.....	0	0	0	0	(29,250)	0		0	(29,250)	0
0	AA-1860015	MetLife Emeklilik ve Hayat A.S. (Turkey).....	0	0	0	0	293,630	(2,990,018)		0	(2,696,388)	1,793,435
0	80-0946518	MetLife Core Property Fund, LP.....	0	38,500,000	0	0	0	0		0	38,500,000	0
0		AFP ProVida S.A. (Chile).....	0	0	0	0	1,336,205	0		0	1,336,205	0
0		AFP Genesis Administradora de Fondos y Fidecomisos S.A. (Ecuador).....	0	0	0	0	(1,350,000)	0		0	(1,350,000)	0
0		MetLife Reinsurance Company of Bermuda Ltd.....	0	0	4,207,951,967	0	(1,394,722)	0		0	4,206,557,245	0
0		MetLife Innovation Centre Pte. Ltd.....	0	0	0	0	(185)	0		0	(185)	0
0		UBB-MetLife Zhivotozastrahovatelno Drujestvo A.D. (formerly UBB-ALIC).....	0	0	0	0	0	(2,687)		0	(2,687)	400
0		MetLife FM Hotel Member, LLC.....	0	9,828,000	0	0	0	0		0	9,828,000	0
0		ML-AI MetLife Member 2, LLC.....	0	2,289,224	0	0	0	0		0	2,289,224	0
0		Sandpiper Cove Associates II, LLC.....	0	191,367	0	0	0	0		0	191,367	0
0		ML Milliani Member, LLC.....	0	(64,382,097)	0	0	0	0		0	(64,382,097)	0
0		Park Tower JV Member, LLC.....	0	76,841,109	0	0	0	0		0	76,841,109	0
0		MetLife SP Holdings, LLC.....	0	(150,000,000)	0	0	0	0		0	(150,000,000)	0
0		Buford Logistics Center, LLC.....	0	(1,916,616)	0	0	0	0		0	(1,916,616)	0
0		ML North Brand Member, LLC.....	0	(1,988,196)	0	0	0	0		0	(1,988,196)	0
0		MetLife Treat Towers Member, LLC (11000).....	0	(2,319,986)	0	0	0	0		0	(2,319,986)	0
0		MCPP Owners, LLC.....	0	(17,179,610)	0	0	0	0		0	(17,179,610)	0
0		Daniel / Metlife Midtown Atlanta Master, LLC (14000).....	0	(1,432,848)	0	0	0	0		0	(1,432,848)	0
0		Sino-US United Metlife Insurance Company.....	0	(66,158,601)	0	0	0	(1,117,787)		0	(67,276,388)	1,644,427
0		ML-AI MetLife Member 3, LLC.....	0	19,064,052	0	0	0	0		0	19,064,052	0
0		MetLife HCMJV 1 LP, LLC.....	0	118,941,994	0	0	0	0		0	118,941,994	0
0		MetLife Ontario Street Member, LLC.....	0	7,560,791	0	0	0	0		0	7,560,791	0
0		1925 WJC, LLC.....	0	37,132,471	0	0	0	0		0	37,132,471	0

98.4

**SCHEDULE Y**

**PART 2 - SUMMARY OF INSURER'S TRANSACTIONS WITH ANY AFFILIATES**

1 NAIC Company Code	2 ID Number	3 Names of Insurers and Parent, Subsidiaries or Affiliates	4 Shareholder Dividends	5 Capital Contributions	6 Purchases, Sales or Exchanges of Loans, Securities, Real Estate, Mortgage Loans or Other Investments	7 Income/ (Disbursements) Incurred in Connection with Guarantees or Undertakings for the Benefit of any Affiliate(s)	8 Management Agreements and Service Contracts	9 Income/ (Disbursements) Incurred under Reinsurance Agreements	10 *	11 Any Other Material Activity Not in the Ordinary Course of the Insurer's Business	12 Totals	13 Reinsurance Recoverable/ (Payable) on Losses and/or Reserve Credit Taken/ (Liability)
9999999	Control Totals.....		.....0	.....0	.....0	.....0	.....0	.....0	XXX	.....0	.....0	.....146,226,736

Annual Statement for the year 2016 of the **Metropolitan Direct Property and Casualty Insurance Company**  
**SUPPLEMENTAL EXHIBITS AND SCHEDULES INTERROGATORIES**

The following supplemental reports are required to be filed as part of your statement filing unless specifically waived by the domiciliary state. However, in the event that your domiciliary state waives the filing requirement, your response of WAIVED to the specific interrogatory will be accepted in lieu of filing a "NONE" report and a bar code will be printed below. If the supplement is required of your company but is not being filed for whatever reason enter SEE EXPLANATION and provide an explanation following the interrogatory questions.

**MARCH FILING**

	<b>Responses</b>
1. Will an actuarial opinion be filed by March 1?	YES
2. Will the Supplemental Compensation Exhibit be filed with the state of domicile by March 1?	YES
3. Will the confidential Risk-Based Capital Report be filed with the NAIC by March 1?	YES
4. Will the confidential Risk-Based Capital Report be filed with the state of domicile, if required, by March 1?	YES

**APRIL FILING**

5. Will the Insurance Expense Exhibit be filed with the state of domicile and the NAIC by April 1?	YES
6. Will the Management's Discussion and Analysis be filed by April 1?	YES
7. Will the Supplemental Investment Risks Interrogatories be filed by April 1?	YES

**MAY FILING**

8. Will this company be included in a combined annual statement that is filed with the NAIC by May 1?	YES
---	-----

**JUNE FILING**

9. Will an audited financial report be filed by June 1?	YES
10. Will Accountants Letter of Qualifications be filed with the state of domicile and electronically with the NAIC by June 1?	YES

**AUGUST FILING**

11. Will the regulator-only (non-public) Communication of Internal Control Related Matters Noted in Audit be filed with the state of domicile and electronically with the NAIC (as a regulator-only non-public document) by August 1?	YES
---	-----

The following supplemental reports are required to be filed as part of your statement filing. However, in the event that your company does not transact the type of business for which the special report must be filed, your response of NO to the specific interrogatory will be accepted in lieu of filing a "NONE" report and a bar code will be printed below. If the supplement is required of your company but is not being filed for whatever reason, enter SEE EXPLANATION and provide an explanation following the interrogatory questions.

**MARCH FILING**

12. Will Schedule SIS (Stockholder Information Supplement) be filed with the state of domicile by March 1?	NO
13. Will the Financial Guaranty Insurance Exhibit be filed by March 1?	NO
14. Will the Medicare Supplement Insurance Experience Exhibit be filed with the state of domicile and the NAIC by March 1?	NO
15. Will Supplement A to Schedule T (Medical Professional Liability Supplement) be filed by March 1?	NO
16. Will the Trusteed Surplus Statement be filed with the state of domicile and the NAIC by March 1?	NO
17. Will the Premiums Attributed to Protected Cells Exhibit be filed by March 1?	NO
18. Will the Reinsurance Summary Supplemental Filing for General Interrogatory 9 be filed with the state of domicile and the NAIC by March 1?	NO
19. Will the Medicare Part D Coverage Supplement be filed with the state of domicile and the NAIC by March 1?	NO
20. Will the confidential Actuarial Opinion Summary be filed with the state of domicile, if required, by March 15 (or the date otherwise specified)?	YES
21. Will the Reinsurance Attestation Supplement be filed with the state of domicile and the NAIC by March 1?	YES
22. Will the Exceptions to the Reinsurance Attestation Supplement be filed with the state of domicile by March 1?	NO
23. Will the Bail Bond Supplement be filed with the state of domicile and the NAIC by March 1?	NO
24. Will the Director and Officer Insurance Coverage Supplement be filed with the state of domicile and the NAIC by March 1?	NO
25. Will an approval from the reporting entity's state of domicile for relief related to the five-year rotation requirement for lead audit partners be filed electronically with the NAIC by March 1?	NO
26. Will an approval from the reporting entity's state of domicile for relief related to the one-year cooling off period for independent CPA be filed electronically with the NAIC by March 1?	NO
27. Will an approval from the reporting entity's state of domicile for relief related to the Requirements for Audit Committees be filed electronically with the NAIC by March 1?	NO
28. Will the Supplemental Schedule for Reinsurance Counterparty Reporting Exception - Asbestos and Pollution Contracts be filed with the state of domicile and the NAIC by March 1?	NO

**APRIL FILING**

29. Will the Credit Insurance Experience Exhibit be filed with state of domicile and the NAIC by April 1?	NO
30. Will the Long-Term Care Experience Reporting Forms be filed with the state of domicile and the NAIC by April 1?	NO
31. Will the Accident and Health Policy Experience Exhibit be filed by April 1?	NO
32. Will the Supplemental Health Care Exhibit (Parts 1, 2 and 3) be filed with the state of domicile and the NAIC by April 1?	NO
33. Will the regulator-only (non-public) Supplemental Health Care Exhibit's Expense Allocation Report be filed with the state of domicile and the NAIC by April 1?	NO
34. Will the Cybersecurity and Identity Theft Insurance Coverage Supplement be filed with the state of domicile and the NAIC by April 1?	YES

**AUGUST FILING**

35. Will Management's Report of Internal Control Over Financial Reporting be filed with the state of domicile by August 1?	YES
--	-----

Annual Statement for the year 2016 of the **Metropolitan Direct Property and Casualty Insurance Company**  
**SUPPLEMENTAL EXHIBITS AND SCHEDULES INTERROGATORIES**

The following supplemental reports are required to be filed as part of your statement filing unless specifically waived by the domiciliary state. However, in the event that your domiciliary state waives the filing requirement, your response of WAIVED to the specific interrogatory will be accepted in lieu of filing a "NONE" report and a bar code will be printed below. If the supplement is required of your company but is not being filed for whatever reason enter SEE EXPLANATION and provide an explanation following the interrogatory questions.

**EXPLANATIONS:**

**BAR CODE:**



- 1.
- 2.
- 3.
- 4.
- 5.
- 6.
- 7.
- 8.
- 9.
- 10.
- 11.

- 12. The data for this supplement is not required to be filed.
- 13. The data for this supplement is not required to be filed.
- 14. The data for this supplement is not required to be filed.
- 15. The data for this supplement is not required to be filed.
- 16. The data for this supplement is not required to be filed.
- 17. The data for this supplement is not required to be filed.
- 18. The data for this supplement is not required to be filed.
- 19. The data for this supplement is not required to be filed.

- 20.
- 21.

- 22. The data for this supplement is not required to be filed.
- 23. The data for this supplement is not required to be filed.
- 24. The data for this supplement is not required to be filed.
- 25. The data for this supplement is not required to be filed.
- 26. The data for this supplement is not required to be filed.
- 27. The data for this supplement is not required to be filed.
- 28. The data for this supplement is not required to be filed.
- 29. The data for this supplement is not required to be filed.
- 30. The data for this supplement is not required to be filed.
- 31. The data for this supplement is not required to be filed.
- 32. The data for this supplement is not required to be filed.
- 33. The data for this supplement is not required to be filed.

- 34.
- 35.



**Overflow Page  
NONE**

**Overflow Page  
NONE**



## 2016 ALPHABETICAL INDEX -- PROPERTY & CASUALTY ANNUAL STATEMENT BLANK

Assets	2	Schedule P-Part 2G-Special Liability (Ocean Marine, Aircraft (All Perils), Boiler & Machinery)	58
Cash Flow	5	Schedule P-Part 2H-Section 1-Other Liability-Occurrence	58
Exhibit of Capital Gains (Losses)	12	Schedule P-Part 2H-Section 2-Other Liability-Claims-Made	58
Exhibit of Net Investment Income	12	Schedule P-Part 2I-Spec. Prop. (Fire, Allied Lines, Inland Marine, Earthquake, Burglary, Theft)	59
Exhibit of Nonadmitted Assets	13	Schedule P-Part 2J-Auto Physical Damage	59
Exhibit of Premiums and Losses (State Page)	19	Schedule P-Part 2K-Fidelity, Surety	59
Five-Year Historical Data	17	Schedule P-Part 2L-Other (Including Credit, Accident and Health)	59
General Interrogatories	15	Schedule P-Part 2M-International	59
Jurat Page	1	Schedule P-Part 2N-Reinsurance - Nonproportional Assumed Property	60
Liabilities, Surplus and Other Funds	3	Schedule P-Part 2O-Reinsurance - Nonproportional Assumed Liability	60
Notes To Financial Statements	14	Schedule P-Part 2P-Reinsurance - Nonproportional Assumed Financial Lines	60
Overflow Page For Write-ins	100	Schedule P-Part 2R-Section 1-Products Liability-Occurrence	61
Schedule A-Part 1	E01	Schedule P-Part 2R-Section 2-Products Liability-Claims-Made	61
Schedule A-Part 2	E02	Schedule P-Part 2S-Financial Guaranty/Mortgage Guaranty	61
Schedule A-Part 3	E03	Schedule P-Part 2T-Warranty	61
Schedule A-Verification Between Years	SI02	Schedule P-Part 3A-Homeowners/Farmowners	62
Schedule B-Part 1	E04	Schedule P-Part 3B-Private Passenger Auto Liability/Medical	62
Schedule B-Part 2	E05	Schedule P-Part 3C-Commercial Auto/Truck Liability/Medical	62
Schedule B-Part 3	E06	Schedule P-Part 3D-Workers' Compensation (Excluding Excess Workers Compensation)	62
Schedule B-Verification Between Years	SI02	Schedule P-Part 3E-Commercial Multiple Peril	62
Schedule BA-Part 1	E07	Schedule P-Part 3F-Section 1-Medical Professional Liability-Occurrence	63
Schedule BA-Part 2	E08	Schedule P-Part 3F-Section 2-Medical Professional Liability-Claims-Made	63
Schedule BA-Part 3	E09	Schedule P-Part 3G-Special Liability (Ocean Marine, Aircraft (All Perils), Boiler & Machinery)	63
Schedule BA-Verification Between Years	SI03	Schedule P-Part 3H-Section 1-Other Liability-Occurrence	63
Schedule D-Part 1	E10	Schedule P-Part 3H-Section 2-Other Liability-Claims-Made	63
Schedule D-Part 1A-Section 1	SI05	Schedule P-Part 3I-Spec. Prop. (Fire, Allied Lines, Inland Marine, Earthquake, Burglary, Theft)	64
Schedule D-Part 1A-Section 2	SI08	Schedule P-Part 3J-Auto Physical Damage	64
Schedule D-Part 2-Section 1	E11	Schedule P-Part 3K-Fidelity/Surety	64
Schedule D-Part 2-Section 2	E12	Schedule P-Part 3L-Other (Including Credit, Accident and Health)	64
Schedule D-Part 3	E13	Schedule P-Part 3M-International	64
Schedule D-Part 4	E14	Schedule P-Part 3N-Reinsurance - Nonproportional Assumed Property	65
Schedule D-Part 5	E15	Schedule P-Part 3O-Reinsurance - Nonproportional Assumed Liability	65
Schedule D-Part 6-Section 1	E16	Schedule P-Part 3P-Reinsurance - Nonproportional Assumed Financial Lines	65
Schedule D-Part 6-Section 2	E16	Schedule P-Part 3R-Section 1-Products Liability-Occurrence	66
Schedule D-Summary By Country	SI04	Schedule P-Part 3R-Section 2-Products Liability-Claims-Made	66
Schedule D-Verification Between Years	SI03	Schedule P-Part 3S-Financial Guaranty/Mortgage Guaranty	66
Schedule DA-Part 1	E17	Schedule P-Part 3T-Warranty	66
Schedule DA-Verification Between Years	SI10	Schedule P-Part 4A-Homeowners/Farmowners	67
Schedule DB-Part A-Section 1	E18	Schedule P-Part 4B-Private Passenger Auto Liability/Medical	67
Schedule DB-Part A-Section 2	E19	Schedule P-Part 4C-Commercial Auto/Truck Liability/Medical	67
Schedule DB-Part A-Verification Between Years	SI11	Schedule P-Part 4D-Workers' Compensation (Excluding Excess Workers Compensation)	67
Schedule DB-Part B-Section 1	E20	Schedule P-Part 4E-Commercial Multiple Peril	67
Schedule DB-Part B-Section 2	E21	Schedule P-Part 4F-Section 1-Medical Professional Liability-Occurrence	68
Schedule DB-Part B-Verification Between Years	SI11	Schedule P-Part 4F-Section 2-Medical Professional Liability-Claims-Made	68
Schedule DB-Part C-Section 1	SI12	Schedule P-Part 4G-Special Liability (Ocean Marine, Aircraft (All Perils), Boiler & Machinery)	68
Schedule DB-Part C-Section 2	SI13	Schedule P-Part 4H-Section 1-Other Liability-Occurrence	68
Schedule DB-Part D-Section 1	E22	Schedule P-Part 4H-Section 2-Other Liability-Claims-Made	68
Schedule DB-Part D-Section 2	E23	Schedule P-Part 4I-Spec. Prop. (Fire, Allied Lines, Inland Marine, Earthquake, Burglary & Theft)	69
Schedule DB-Verification	SI14	Schedule P-Part 4J-Auto Physical Damage	69
Schedule DL-Part 1	E24	Schedule P-Part 4K-Fidelity/Surety	69
Schedule DL-Part 2	E25	Schedule P-Part 4L-Other (Including Credit, Accident and Health)	69
Schedule E-Part 1-Cash	E26	Schedule P-Part 4M-International	69
Schedule E-Part 2-Cash Equivalents	E27	Schedule P-Part 4N-Reinsurance - Nonproportional Assumed Property	70
Schedule E-Part 3-Special Deposits	E28	Schedule P-Part 4O-Reinsurance - Nonproportional Assumed Liability	70
Schedule E-Verification Between Years	SI15	Schedule P-Part 4P-Reinsurance - Nonproportional Assumed Financial Lines	70
Schedule F-Part 1	20	Schedule P-Part 4R-Section 1-Products Liability-Occurrence	71
Schedule F-Part 2	21	Schedule P-Part 4R-Section 2-Products Liability-Claims-Made	71
Schedule F-Part 3	22	Schedule P-Part 4S-Financial Guaranty/Mortgage Guaranty	71
Schedule F-Part 4	23	Schedule P-Part 4T-Warranty	71
Schedule F-Part 5	24	Schedule P-Part 5A-Homeowners/Farmowners	72
Schedule F-Part 6-Section 1	25	Schedule P-Part 5B-Private Passenger Auto Liability/Medical	73
Schedule F-Part 6-Section 2	26	Schedule P-Part 5C-Commercial Auto/Truck Liability/Medical	74
Schedule F-Part 7	27	Schedule P-Part 5D-Workers' Compensation (Excluding Excess Workers Compensation)	75
Schedule F-Part 8	28	Schedule P-Part 5E-Commercial Multiple Peril	76
Schedule F-Part 9	29	Schedule P-Part 5F-Medical Professional Liability-Claims-Made	78
Schedule H-Accident and Health Exhibit-Part 1	30	Schedule P-Part 5F-Medical Professional Liability-Occurrence	77
Schedule H-Part 2, Part 3 and Part 4	31	Schedule P-Part 5H-Other Liability-Claims-Made	80
Schedule H-Part 5-Health Claims	32	Schedule P-Part 5H-Other Liability-Occurrence	79
Schedule P-Part 1-Summary	33	Schedule P-Part 5R-Products Liability-Claims-Made	82
Schedule P-Part 1A-Homeowners/Farmowners	35	Schedule P-Part 5R-Products Liability-Occurrence	81
Schedule P-Part 1B-Private Passenger Auto Liability/Medical	36	Schedule P-Part 5T-Warranty	83
Schedule P-Part 1C-Commercial Auto/Truck Liability/Medical	37	Schedule P-Part 6C-Commercial Auto/Truck Liability/Medical	84
Schedule P-Part 1D-Workers' Compensation (Excluding Excess Workers Compensation)	38	Schedule P-Part 6D-Workers' Compensation (Excluding Excess Workers Compensation)	84
Schedule P-Part 1E-Commercial Multiple Peril	39	Schedule P-Part 6E-Commercial Multiple Peril	85
Schedule P-Part 1F-Section 1-Medical Professional Liability-Occurrence	40	Schedule P-Part 6H-Other Liability-Claims-Made	86
Schedule P-Part 1F-Section 2-Medical Professional Liability-Claims-Made	41	Schedule P-Part 6H-Other Liability-Occurrence	85
Schedule P-Part 1G-Special Liability (Ocean, Marine, Aircraft (All Perils), Boiler & Machinery)	42	Schedule P-Part 6M-International	86
Schedule P-Part 1H-Section 1-Other Liability-Occurrence	43	Schedule P-Part 6N-Reinsurance - Nonproportional Assumed Property	87
Schedule P-Part 1H-Section 2-Other Liability-Claims-Made	44	Schedule P-Part 6O-Reinsurance - Nonproportional Assumed Liability	87
Schedule P-Part 1I-Spec. Prop. (Fire, Allied Lines, Inland Marine, Earthquake, Burglary & Theft)	45	Schedule P-Part 6R-Products Liability-Claims-Made	88
Schedule P-Part 1J-Auto Physical Damage	46	Schedule P-Part 6R-Products Liability-Occurrence	88
Schedule P-Part 1K-Fidelity/Surety	47	Schedule P-Part 7A-Primary Loss Sensitive Contracts	89
Schedule P-Part 1L-Other (Including Credit, Accident and Health)	48	Schedule P-Part 7B-Reinsurance Loss Sensitive Contracts	91
Schedule P-Part 1M-International	49	Schedule P Interrogatories	93
Schedule P-Part 1N-Reinsurance - Nonproportional Assumed Property	50	Schedule T-Exhibit of Premiums Written	94
Schedule P-Part 1O-Reinsurance - Nonproportional Assumed Liability	51	Schedule T-Part 2-Interstate Compact	95
Schedule P-Part 1P-Reinsurance - Nonproportional Assumed Financial Lines	52	Schedule Y-Information Concerning Activities of Insurer Members of a Holding Company Group	96
Schedule P-Part 1R-Section 1-Products Liability-Occurrence	53	Schedule Y-Detail of Insurance Holding Company System	97
Schedule P-Part 1R-Section 2-Products Liability-Claims-Made	54	Schedule Y-Part 2-Summary of Insurer's Transactions With Any Affiliates	98
Schedule P-Part 1S-Financial Guaranty/Mortgage Guaranty	55	Statement of Income	4
Schedule P-Part 1T-Warranty	56	Summary Investment Schedule	SI01
Schedule P-Part 2, Part 3 and Part 4 - Summary	34	Supplemental Exhibits and Schedules Interrogatories	99
Schedule P-Part 2A-Homeowners/Farmowners	57	Underwriting and Investment Exhibit Part 1	6
Schedule P-Part 2B-Private Passenger Auto Liability/Medical	57	Underwriting and Investment Exhibit Part 1A	7
Schedule P-Part 2C-Commercial Auto/Truck Liability/Medical	57	Underwriting and Investment Exhibit Part 1B	8
Schedule P-Part 2D-Workers' Compensation (Excluding Excess Workers Compensation)	57	Underwriting and Investment Exhibit Part 2	9
Schedule P-Part 2E-Commercial Multiple Peril	57	Underwriting and Investment Exhibit Part 2A	10
Schedule P-Part 2F-Section 1-Medical Professional Liability-Occurrence	58	Underwriting and Investment Exhibit Part 3	11
Schedule P-Part 2F-Section 2-Medical Professional Liability-Claims-Made	58		