



ANNUAL STATEMENT

For the Year Ended December 31, 2016
of the Condition and Affairs of the

Metropolitan Group Property and Casualty Insurance Company

NAIC Group Code.....241, 241 <small>(Current Period) (Prior Period)</small>	NAIC Company Code..... 34339	Employer's ID Number..... 13-2915260
Organized under the Laws of RI	State of Domicile or Port of Entry RI	Country of Domicile US
Incorporated/Organized..... December 10, 1976	Commenced Business..... December 1, 1977	
Statutory Home Office	700 Quaker Lane..... Warwick RI US 02886-6669 <small>(Street and Number) (City or Town, State, Country and Zip Code)</small>	
Main Administrative Office	700 Quaker Lane..... Warwick RI US..... 02886-6669 <small>(Street and Number) (City or Town, State, Country and Zip Code)</small>	401-827-2400 <small>(Area Code) (Telephone Number)</small>
Mail Address	PO Box 350, 700 Quaker Lane..... Warwick RI US 02887-0350 <small>(Street and Number or P. O. Box) (City or Town, State, Country and Zip Code)</small>	
Primary Location of Books and Records	700 Quaker Lane..... Warwick RI US 02886-6669 <small>(Street and Number) (City or Town, State, Country and Zip Code)</small>	800-638-4208 <small>(Area Code) (Telephone Number)</small>
Internet Web Site Address	www.metlife.com	
Statutory Statement Contact	Kevin Paul Swift <small>(Name)</small> kswift@metlife.com <small>(E-Mail Address)</small>	800-638-4208 <small>(Area Code) (Telephone Number) (Extension)</small> 401-827-2315 <small>(Fax Number)</small>

OFFICERS

Name	Title	Name	Title
1. Kishore Ponnnavolu	President	2. Maura Catherine Travers	Assistant General Counsel and Secretary
3. Michael John Bednarick #	Vice President and Chief Financial Officer	4. John Dennis McCallion #	Treasurer

OTHER

Robert Edward Bean #	Vice President	Kevin Chean #	Vice President
Marlene Beverly Debel	Executive Vice President	Darla Ann Finchum	Vice President
Barbara Jean Furr	Vice President	Lise Ann Hasegawa	Vice President
Richard Paul Lonardo	Vice President	Mick Lloyd Noland	Senior Vice President
Robert Francis Nostramo	Senior Vice President and General Counsel	Christopher Timothy Rhodes #	Vice President
Richard Andrew Stevens #	Vice President and Controller	Calvin Tyrone Strong #	Vice President

DIRECTORS OR TRUSTEES

Michael John Bednarick #	Barbara Jean Furr #	Kishore Ponnnavolu
--------------------------	---------------------	--------------------

State of..... Rhode Island
County of..... Kent

The officers of this reporting entity being duly sworn, each depose and say that they are the described officers of said reporting entity, and that on the reporting period stated above, all of the herein described assets were the absolute property of the said reporting entity, free and clear from any liens or claims thereon, except as herein stated, and that this statement, together with related exhibits, schedules and explanations therein contained, annexed or referred to, is a full and true statement of all the assets and liabilities and of the condition and affairs of the said reporting entity as of the reporting period stated above, and of its income and deductions therefrom for the period ended, and have been completed in accordance with the NAIC *Annual Statement Instructions and Accounting Practices and Procedures* manual except to the extent that: (1) state law may differ; or, (2) that state rules or regulations require differences in reporting not related to accounting practices and procedures, according to the best of their information, knowledge and belief, respectively. Furthermore, the scope of this attestation by the described officers also includes the related corresponding electronic filing with the NAIC, when required, that is an exact copy (except for formatting differences due to electronic filing) of the enclosed statement. The electronic filing may be requested by various regulators in lieu of or in addition to the enclosed statement.

Kishore Ponnnavolu
President

Maura Catherine Travers
Assistant General Counsel and Secretary

Michael John Bednarick
Vice President and Chief Financial Officer

Subscribed and sworn to before me

This 3rd day of February 2017

a. Is this an original filing? Yes [X] No []

b. If no

1. State the amendment number _____
2. Date filed _____
3. Number of pages attached _____

Deborah L. Masterson
Notary
June 24, 2017




EXHIBIT OF PREMIUMS AND LOSSES (Statutory Page 14)



NAIC Group Code....241 NAIC Company Code....34339

BUSINESS IN THE STATE OF ALASKA DURING THE YEAR

Line of Business	Gross Premiums, Including Policy and Membership Fees, Less Return Premiums and Premiums on Policies not Taken		3 Dividends Paid or Credited to Policyholders on Direct Business	4 Direct Unearned Premium Reserves	5 Direct Losses Paid (deducting salvage)	6 Direct Losses Incurred	7 Direct Losses Unpaid	8 Direct Defense and Cost Containment Expense Paid	9 Direct Defense and Cost Containment Expense Incurred	10 Direct Defense and Cost Containment Expense Unpaid	11 Commissions and Brokerage Expenses	12 Taxes, Licenses and Fees
	1 Direct Premiums Written	2 Direct Premiums Earned										
1. Fire.....	0	0	0	0	0	0	0	0	0	0	0	0
2.1 Allied lines.....	0	0	0	0	0	0	0	0	0	0	0	0
2.2 Multiple peril crop.....	0	0	0	0	0	0	0	0	0	0	0	0
2.3 Federal flood.....	703	693	0	544	0	0	0	0	0	0	38	19
2.4 Private crop.....	0	0	0	0	0	0	0	0	0	0	0	0
2.5 Private flood.....	0	0	0	0	0	0	0	0	0	0	0	0
3. Farmowners multiple peril.....	0	0	0	0	0	0	0	0	0	0	0	0
4. Homeowners multiple peril.....	109,326	114,761	0	53,788	11,865	20,445	71,143	1,406	1,128	4,660	4,269	3,357
5.1 Commercial multiple peril (non-liability portion).....	0	0	0	0	0	0	0	0	0	0	0	0
5.2 Commercial multiple peril (liability portion).....	0	0	0	0	0	0	0	0	0	0	0	0
6. Mortgage guaranty.....	0	0	0	0	0	0	0	0	0	0	0	0
8. Ocean marine.....	0	0	0	0	0	0	0	0	0	0	0	0
9. Inland marine.....	1,153	1,058	0	599	0	(43)	116	0	(1)	2	46	36
10. Financial guaranty.....	0	0	0	0	0	0	0	0	0	0	0	0
11. Medical professional liability.....	0	0	0	0	0	0	0	0	0	0	0	0
12. Earthquake.....	11,005	11,937	0	4,764	0	(485)	1,333	0	(14)	21	451	341
13. Group accident and health (b).....	0	0	0	0	0	0	0	0	0	0	0	0
14. Credit A&H (group and individual).....	0	0	0	0	0	0	0	0	0	0	0	0
15.1 Collectively renewable A&H (b).....	0	0	0	0	0	0	0	0	0	0	0	0
15.2 Non-cancelable A&H (b).....	0	0	0	0	0	0	0	0	0	0	0	0
15.3 Guaranteed renewable A&H (b).....	0	0	0	0	0	0	0	0	0	0	0	0
15.4 Non-renewable for stated reasons only (b).....	0	0	0	0	0	0	0	0	0	0	0	0
15.5 Other accident only.....	0	0	0	0	0	0	0	0	0	0	0	0
15.6 Medicare Title XVIII exempt from state taxes or fees.....	0	0	0	0	0	0	0	0	0	0	0	0
15.7 All other A&H (b).....	0	0	0	0	0	0	0	0	0	0	0	0
15.8 Federal employees health benefits plan premium.....	0	0	0	0	0	0	0	0	0	0	0	0
16. Workers' compensation.....	0	0	0	0	0	0	0	0	0	0	0	0
17.1 Other liability-occurrence.....	994	1,221	0	480	0	799	799	0	3	3	0	0
17.2 Other liability-claims-made.....	0	0	0	0	0	0	0	0	0	0	0	0
17.3 Excess workers' compensation.....	0	0	0	0	0	0	0	0	0	0	0	0
18. Products liability.....	0	0	0	0	0	0	0	0	0	0	0	0
19.1 Private passenger auto no-fault (personal injury protection).....	0	0	0	0	0	0	0	0	0	0	0	0
19.2 Other private passenger auto liability.....	276,533	298,386	0	112,055	135,763	216,450	274,070	48,098	57,232	23,306	11,016	8,592
19.3 Commercial auto no-fault (personal injury protection).....	0	0	0	0	0	0	0	0	0	0	0	0
19.4 Other commercial auto liability.....	0	0	0	0	0	0	0	0	0	0	0	0
21.1 Private passenger auto physical damage.....	237,087	251,098	0	99,844	56,236	57,170	31,979	308	387	80	9,421	7,319
21.2 Commercial auto physical damage.....	0	0	0	0	0	0	0	0	0	0	0	0
22. Aircraft (all perils).....	0	0	0	0	0	0	0	0	0	0	0	0
23. Fidelity.....	0	0	0	0	0	0	0	0	0	0	0	0
24. Surety.....	0	0	0	0	0	0	0	0	0	0	0	0
26. Burglary and theft.....	0	0	0	0	0	0	0	0	0	0	0	0
27. Boiler and machinery.....	0	0	0	0	0	0	0	0	0	0	0	0
28. Credit.....	0	0	0	0	0	0	0	0	0	0	0	0
30. Warranty.....	0	0	0	0	0	0	0	0	0	0	0	0
34. Aggregate write-ins for other lines of business.....	0	0	0	0	0	0	0	0	0	0	0	0
35. TOTALS (a).....	636,801	679,154	0	272,074	203,864	294,336	379,440	49,812	58,735	28,072	25,241	19,664

DETAILS OF WRITE-INS

3401. MISCELLANEOUS.....	0	0	0	0	0	0	0	0	0	0	0	0
3402.	0	0	0	0	0	0	0	0	0	0	0	0
3403.	0	0	0	0	0	0	0	0	0	0	0	0
3498. Summary of remaining write-ins for Line 34 from overflow page.....	0	0	0	0	0	0	0	0	0	0	0	0
3499. TOTALS (Lines 3401 through 3403 plus 3498) (Line 34 above).....	0	0	0	0	0	0	0	0	0	0	0	0

(a) Finance and service charges not included in Lines 1 to 35 \$.....1,375.

(b) For health business on indicated lines report: Number of persons insured under PPO managed care products.....0 and number of persons insured under indemnity only products.....0.

19.AK

EXHIBIT OF PREMIUMS AND LOSSES (Statutory Page 14)



NAIC Group Code....241 NAIC Company Code....34339

BUSINESS IN THE STATE OF ALABAMA DURING THE YEAR

Line of Business	Gross Premiums, Including Policy and Membership Fees, Less Return Premiums and Premiums on Policies not Taken		3 Dividends Paid or Credited to Policyholders on Direct Business	4 Direct Unearned Premium Reserves	5 Direct Losses Paid (deducting salvage)	6 Direct Losses Incurred	7 Direct Losses Unpaid	8 Direct Defense and Cost Containment Expense Paid	9 Direct Defense and Cost Containment Expense Incurred	10 Direct Defense and Cost Containment Expense Unpaid	11 Commissions and Brokerage Expenses	12 Taxes, Licenses and Fees
	1 Direct Premiums Written	2 Direct Premiums Earned										
1. Fire.....	0	0	0	0	0	0	0	0	0	0	0	0
2.1 Allied lines.....	0	0	0	0	0	0	0	0	0	0	0	0
2.2 Multiple peril crop.....	0	0	0	0	0	0	0	0	0	0	0	0
2.3 Federal flood.....	0	0	0	0	0	0	0	0	0	0	0	0
2.4 Private crop.....	0	0	0	0	0	0	0	0	0	0	0	0
2.5 Private flood.....	0	0	0	0	0	0	0	0	0	0	0	0
3. Farmowners multiple peril.....	0	0	0	0	0	0	0	0	0	0	0	0
4. Homeowners multiple peril.....	3,186,486	3,201,467	0	1,638,692	2,491,108	2,476,829	612,652	2,804	10,855	27,502	130,217	123,648
5.1 Commercial multiple peril (non-liability portion).....	0	0	0	0	0	0	0	0	0	0	0	0
5.2 Commercial multiple peril (liability portion).....	0	0	0	0	0	0	0	0	0	0	0	0
6. Mortgage guaranty.....	0	0	0	0	0	0	0	0	0	0	0	0
8. Ocean marine.....	0	0	0	0	0	0	0	0	0	0	0	0
9. Inland marine.....	37,029	36,840	0	19,557	16,478	20,883	6,039	0	103	158	1,494	1,444
10. Financial guaranty.....	0	0	0	0	0	0	0	0	0	0	0	0
11. Medical professional liability.....	0	0	0	0	0	0	0	0	0	0	0	0
12. Earthquake.....	3,320	3,681	0	1,796	0	140	336	0	2	4	137	131
13. Group accident and health (b).....	0	0	0	0	0	0	0	0	0	0	0	0
14. Credit A&H (group and individual).....	0	0	0	0	0	0	0	0	0	0	0	0
15.1 Collectively renewable A&H (b).....	0	0	0	0	0	0	0	0	0	0	0	0
15.2 Non-cancelable A&H (b).....	0	0	0	0	0	0	0	0	0	0	0	0
15.3 Guaranteed renewable A&H (b).....	0	0	0	0	0	0	0	0	0	0	0	0
15.4 Non-renewable for stated reasons only (b).....	0	0	0	0	0	0	0	0	0	0	0	0
15.5 Other accident only.....	0	0	0	0	0	0	0	0	0	0	0	0
15.6 Medicare Title XVIII exempt from state taxes or fees.....	0	0	0	0	0	0	0	0	0	0	0	0
15.7 All other A&H (b).....	0	0	0	0	0	0	0	0	0	0	0	0
15.8 Federal employees health benefits plan premium.....	0	0	0	0	0	0	0	0	0	0	0	0
16. Workers' compensation.....	0	0	0	0	0	0	0	0	0	0	0	0
17.1 Other liability-occurrence.....	0	0	0	0	0	0	0	0	0	0	0	0
17.2 Other liability-claims-made.....	0	0	0	0	0	0	0	0	0	0	0	0
17.3 Excess workers' compensation.....	0	0	0	0	0	0	0	0	0	0	0	0
18. Products liability.....	0	0	0	0	0	0	0	0	0	0	0	0
19.1 Private passenger auto no-fault (personal injury protection).....	0	0	0	0	0	0	0	0	0	0	0	0
19.2 Other private passenger auto liability.....	6,085,512	5,699,260	0	2,742,420	3,908,380	3,616,003	2,930,431	44,807	1,361	231,332	202,571	236,166
19.3 Commercial auto no-fault (personal injury protection).....	0	0	0	0	0	0	0	0	0	0	0	0
19.4 Other commercial auto liability.....	0	0	0	0	0	0	0	0	0	0	0	0
21.1 Private passenger auto physical damage.....	5,987,502	5,669,432	0	2,630,309	3,092,180	3,164,760	197,167	6,717	7,365	1,325	199,630	232,344
21.2 Commercial auto physical damage.....	0	0	0	0	0	0	0	0	0	0	0	0
22. Aircraft (all perils).....	0	0	0	0	0	0	0	0	0	0	0	0
23. Fidelity.....	0	0	0	0	0	0	0	0	0	0	0	0
24. Surety.....	0	0	0	0	0	0	0	0	0	0	0	0
26. Burglary and theft.....	0	0	0	0	0	0	0	0	0	0	0	0
27. Boiler and machinery.....	0	0	0	0	0	0	0	0	0	0	0	0
28. Credit.....	0	0	0	0	0	0	0	0	0	0	0	0
30. Warranty.....	0	0	0	0	0	0	0	0	0	0	0	0
34. Aggregate write-ins for other lines of business.....	0	0	0	0	0	0	0	0	0	0	0	0
35. TOTALS (a).....	15,299,849	14,610,680	0	7,032,774	9,508,146	9,278,615	3,746,625	54,328	19,686	260,321	534,049	593,733

DETAILS OF WRITE-INS

3401. MISCELLANEOUS.....	0	0	0	0	0	0	0	0	0	0	0	0
3402.	0	0	0	0	0	0	0	0	0	0	0	0
3403.	0	0	0	0	0	0	0	0	0	0	0	0
3498. Summary of remaining write-ins for Line 34 from overflow page.....	0	0	0	0	0	0	0	0	0	0	0	0
3499. TOTALS (Lines 3401 through 3403 plus 3498) (Line 34 above).....	0	0	0	0	0	0	0	0	0	0	0	0

(a) Finance and service charges not included in Lines 1 to 35 \$.....4,069.

(b) For health business on indicated lines report: Number of persons insured under PPO managed care products.....0 and number of persons insured under indemnity only products.....0.

19.A1

EXHIBIT OF PREMIUMS AND LOSSES (Statutory Page 14)



NAIC Group Code....241 NAIC Company Code....34339

BUSINESS IN THE STATE OF ARKANSAS DURING THE YEAR

Line of Business	Gross Premiums, Including Policy and Membership Fees, Less Return Premiums and Premiums on Policies not Taken		Dividends Paid or Credited to Policyholders on Direct Business	Direct Unearned Premium Reserves	Direct Losses Paid (deducting salvage)	Direct Losses Incurred	Direct Losses Unpaid	Direct Defense and Cost Containment Expense Paid	Direct Defense and Cost Containment Expense Incurred	Direct Defense and Cost Containment Expense Unpaid	Commissions and Brokerage Expenses	Taxes, Licenses and Fees
	1 Direct Premiums Written	2 Direct Premiums Earned										
1. Fire.....	0	0	0	0	0	0	0	0	0	0	0	0
2.1 Allied lines.....	0	0	0	0	0	0	0	0	0	0	0	0
2.2 Multiple peril crop.....	0	0	0	0	0	0	0	0	0	0	0	0
2.3 Federal flood.....	0	0	0	0	0	0	0	0	0	0	0	0
2.4 Private crop.....	0	0	0	0	0	0	0	0	0	0	0	0
2.5 Private flood.....	0	0	0	0	0	0	0	0	0	0	0	0
3. Farmowners multiple peril.....	0	0	0	0	0	0	0	0	0	0	0	0
4. Homeowners multiple peril.....	0	0	0	0	0	0	0	0	0	0	0	0
5.1 Commercial multiple peril (non-liability portion).....	0	0	0	0	0	0	0	0	0	0	0	0
5.2 Commercial multiple peril (liability portion).....	0	0	0	0	0	0	0	0	0	0	0	0
6. Mortgage guaranty.....	0	0	0	0	0	0	0	0	0	0	0	0
8. Ocean marine.....	0	0	0	0	0	0	0	0	0	0	0	0
9. Inland marine.....	0	0	0	0	0	0	0	0	0	0	0	0
10. Financial guaranty.....	0	0	0	0	0	0	0	0	0	0	0	0
11. Medical professional liability.....	0	0	0	0	0	0	0	0	0	0	0	0
12. Earthquake.....	0	0	0	0	0	0	0	0	0	0	0	0
13. Group accident and health (b).....	0	0	0	0	0	0	0	0	0	0	0	0
14. Credit A&H (group and individual).....	0	0	0	0	0	0	0	0	0	0	0	0
15.1 Collectively renewable A&H (b).....	0	0	0	0	0	0	0	0	0	0	0	0
15.2 Non-cancelable A&H (b).....	0	0	0	0	0	0	0	0	0	0	0	0
15.3 Guaranteed renewable A&H (b).....	0	0	0	0	0	0	0	0	0	0	0	0
15.4 Non-renewable for stated reasons only (b).....	0	0	0	0	0	0	0	0	0	0	0	0
15.5 Other accident only.....	0	0	0	0	0	0	0	0	0	0	0	0
15.6 Medicare Title XVIII exempt from state taxes or fees.....	0	0	0	0	0	0	0	0	0	0	0	0
15.7 All other A&H (b).....	0	0	0	0	0	0	0	0	0	0	0	0
15.8 Federal employees health benefits plan premium.....	0	0	0	0	0	0	0	0	0	0	0	0
16. Workers' compensation.....	0	0	0	0	0	0	0	0	0	0	0	0
17.1 Other liability-occurrence.....	0	0	0	0	0	0	0	0	0	0	0	0
17.2 Other liability-claims-made.....	0	0	0	0	0	0	0	0	0	0	0	0
17.3 Excess workers' compensation.....	0	0	0	0	0	0	0	0	0	0	0	0
18. Products liability.....	0	0	0	0	0	0	0	0	0	0	0	0
19.1 Private passenger auto no-fault (personal injury protection).....	381,044	356,114	0	163,930	224,475	321,159	247,991	3,584	28,824	65,838	16,718	10,772
19.2 Other private passenger auto liability.....	3,146,727	3,031,522	0	1,453,365	1,867,088	2,160,439	1,938,413	25,847	43,781	159,760	138,388	89,262
19.3 Commercial auto no-fault (personal injury protection).....	0	0	0	0	0	0	0	0	0	0	0	0
19.4 Other commercial auto liability.....	0	0	0	0	0	0	0	0	0	0	0	0
21.1 Private passenger auto physical damage.....	3,141,051	3,086,093	0	1,430,045	2,021,694	2,000,416	122,371	3,038	2,297	(860)	139,512	89,068
21.2 Commercial auto physical damage.....	0	0	0	0	0	0	0	0	0	0	0	0
22. Aircraft (all perils).....	0	0	0	0	0	0	0	0	0	0	0	0
23. Fidelity.....	0	0	0	0	0	0	0	0	0	0	0	0
24. Surety.....	0	0	0	0	0	0	0	0	0	0	0	0
26. Burglary and theft.....	0	0	0	0	0	0	0	0	0	0	0	0
27. Boiler and machinery.....	0	0	0	0	0	0	0	0	0	0	0	0
28. Credit.....	0	0	0	0	0	0	0	0	0	0	0	0
30. Warranty.....	0	0	0	0	0	0	0	0	0	0	0	0
34. Aggregate write-ins for other lines of business.....	0	0	0	0	0	0	0	0	0	0	0	0
35. TOTALS (a).....	6,668,822	6,473,729	0	3,047,340	4,113,257	4,482,014	2,308,775	32,469	74,902	224,738	294,618	189,102

DETAILS OF WRITE-INS

3401. MISCELLANEOUS.....	0	0	0	0	0	0	0	0	0	0	0	0
3402.	0	0	0	0	0	0	0	0	0	0	0	0
3403.	0	0	0	0	0	0	0	0	0	0	0	0
3498. Summary of remaining write-ins for Line 34 from overflow page.....	0	0	0	0	0	0	0	0	0	0	0	0
3499. TOTALS (Lines 3401 through 3403 plus 3498) (Line 34 above).....	0	0	0	0	0	0	0	0	0	0	0	0

(a) Finance and service charges not included in Lines 1 to 35 \$.....3,580.

(b) For health business on indicated lines report: Number of persons insured under PPO managed care products.....0 and number of persons insured under indemnity only products.....0.

19.AR

EXHIBIT OF PREMIUMS AND LOSSES (Statutory Page 14)



NAIC Group Code....241 NAIC Company Code....34339

BUSINESS IN THE STATE OF ARIZONA DURING THE YEAR

Line of Business	Gross Premiums, Including Policy and Membership Fees, Less Return Premiums and Premiums on Policies not Taken		Dividends Paid or Credited to Policyholders on Direct Business	Direct Unearned Premium Reserves	Direct Losses Paid (deducting salvage)	Direct Losses Incurred	Direct Losses Unpaid	Direct Defense and Cost Containment Expense Paid	Direct Defense and Cost Containment Expense Incurred	Direct Defense and Cost Containment Expense Unpaid	Commissions and Brokerage Expenses	Taxes, Licenses and Fees
	1 Direct Premiums Written	2 Direct Premiums Earned										
1. Fire.....	0	0	0	0	0	0	0	0	0	0	0	0
2.1 Allied lines.....	0	0	0	0	0	0	0	0	0	0	0	0
2.2 Multiple peril crop.....	0	0	0	0	0	0	0	0	0	0	0	0
2.3 Federal flood.....	0	0	0	0	0	0	0	0	0	0	0	0
2.4 Private crop.....	0	0	0	0	0	0	0	0	0	0	0	0
2.5 Private flood.....	0	0	0	0	0	0	0	0	0	0	0	0
3. Farmowners multiple peril.....	0	0	0	0	0	0	0	0	0	0	0	0
4. Homeowners multiple peril.....	6,221,971	6,432,595	0	3,295,618	2,815,051	2,311,034	397,823	724	(15,285)	12,104	263,933	125,861
5.1 Commercial multiple peril (non-liability portion).....	0	0	0	0	0	0	0	0	0	0	0	0
5.2 Commercial multiple peril (liability portion).....	0	0	0	0	0	0	0	0	0	0	0	0
6. Mortgage guaranty.....	0	0	0	0	0	0	0	0	0	0	0	0
8. Ocean marine.....	0	0	0	0	0	0	0	0	0	0	0	0
9. Inland marine.....	124,997	128,513	0	65,316	51,901	49,740	4,420	0	(103)	170	5,303	2,530
10. Financial guaranty.....	0	0	0	0	0	0	0	0	0	0	0	0
11. Medical professional liability.....	0	0	0	0	0	0	0	0	0	0	0	0
12. Earthquake.....	2,591	2,499	0	1,064	0	(67)	125	0	0	1	107	53
13. Group accident and health (b).....	0	0	0	0	0	0	0	0	0	0	0	0
14. Credit A&H (group and individual).....	0	0	0	0	0	0	0	0	0	0	0	0
15.1 Collectively renewable A&H (b).....	0	0	0	0	0	0	0	0	0	0	0	0
15.2 Non-cancelable A&H (b).....	0	0	0	0	0	0	0	0	0	0	0	0
15.3 Guaranteed renewable A&H (b).....	0	0	0	0	0	0	0	0	0	0	0	0
15.4 Non-renewable for stated reasons only (b).....	0	0	0	0	0	0	0	0	0	0	0	0
15.5 Other accident only.....	0	0	0	0	0	0	0	0	0	0	0	0
15.6 Medicare Title XVIII exempt from state taxes or fees.....	0	0	0	0	0	0	0	0	0	0	0	0
15.7 All other A&H (b).....	0	0	0	0	0	0	0	0	0	0	0	0
15.8 Federal employees health benefits plan premium.....	0	0	0	0	0	0	0	0	0	0	0	0
16. Workers' compensation.....	0	0	0	0	0	0	0	0	0	0	0	0
17.1 Other liability-occurrence.....	0	0	0	0	0	0	0	0	0	0	0	0
17.2 Other liability-claims-made.....	0	0	0	0	0	0	0	0	0	0	0	0
17.3 Excess workers' compensation.....	0	0	0	0	0	0	0	0	0	0	0	0
18. Products liability.....	0	0	0	0	0	0	0	0	0	0	0	0
19.1 Private passenger auto no-fault (personal injury protection).....	0	0	0	0	0	0	0	0	0	0	0	0
19.2 Other private passenger auto liability.....	13,629,072	13,310,275	0	5,580,893	7,131,292	6,910,436	9,655,118	184,735	127,064	790,880	554,544	328,219
19.3 Commercial auto no-fault (personal injury protection).....	0	0	0	0	0	0	0	0	0	0	0	0
19.4 Other commercial auto liability.....	0	0	0	0	0	0	0	0	0	0	0	0
21.1 Private passenger auto physical damage.....	8,501,677	7,983,848	0	3,501,792	5,337,896	5,235,898	(351,466)	13,436	16,325	8,544	346,404	204,734
21.2 Commercial auto physical damage.....	0	0	0	0	0	0	0	0	0	0	0	0
22. Aircraft (all perils).....	0	0	0	0	0	0	0	0	0	0	0	0
23. Fidelity.....	0	0	0	0	0	0	0	0	0	0	0	0
24. Surety.....	0	0	0	0	0	0	0	0	0	0	0	0
26. Burglary and theft.....	0	0	0	0	0	0	0	0	0	0	0	0
27. Boiler and machinery.....	0	0	0	0	0	0	0	0	0	0	0	0
28. Credit.....	0	0	0	0	0	0	0	0	0	0	0	0
30. Warranty.....	0	0	0	0	0	0	0	0	0	0	0	0
34. Aggregate write-ins for other lines of business.....	0	0	0	0	0	0	0	0	0	0	0	0
35. TOTALS (a).....	28,480,308	27,857,730	0	12,444,683	15,336,140	14,507,041	9,706,020	198,895	128,001	811,699	1,170,291	661,397

DETAILS OF WRITE-INS

3401. MISCELLANEOUS.....	0	0	0	0	0	0	0	0	0	0	0	0
3402.	0	0	0	0	0	0	0	0	0	0	0	0
3403.	0	0	0	0	0	0	0	0	0	0	0	0
3498. Summary of remaining write-ins for Line 34 from overflow page.....	0	0	0	0	0	0	0	0	0	0	0	0
3499. TOTALS (Lines 3401 through 3403 plus 3498) (Line 34 above).....	0	0	0	0	0	0	0	0	0	0	0	0

(a) Finance and service charges not included in Lines 1 to 35 \$.....18,107.

(b) For health business on indicated lines report: Number of persons insured under PPO managed care products.....0 and number of persons insured under indemnity only products.....0.

19.AZ

EXHIBIT OF PREMIUMS AND LOSSES (Statutory Page 14)



NAIC Group Code....241 NAIC Company Code....34339

BUSINESS IN THE STATE OF CALIFORNIA DURING THE YEAR

19.CA

Line of Business	Gross Premiums, Including Policy and Membership Fees, Less Return Premiums and Premiums on Policies not Taken		Dividends Paid or Credited to Policyholders on Direct Business	Direct Unearned Premium Reserves	Direct Losses Paid (deducting salvage)	Direct Losses Incurred	Direct Losses Unpaid	Direct Defense and Cost Containment Expense Paid	Direct Defense and Cost Containment Expense Incurred	Direct Defense and Cost Containment Expense Unpaid	Commissions and Brokerage Expenses	Taxes, Licenses and Fees
	Direct Premiums Written	Direct Premiums Earned										
1. Fire.....	0	0	0	0	0	0	0	0	0	0	0	0
2.1 Allied lines.....	0	0	0	0	0	0	0	0	0	0	0	0
2.2 Multiple peril crop.....	0	0	0	0	0	0	0	0	0	0	0	0
2.3 Federal flood.....	0	0	0	0	0	0	0	0	0	0	0	0
2.4 Private crop.....	0	0	0	0	0	0	0	0	0	0	0	0
2.5 Private flood.....	0	0	0	0	0	0	0	0	0	0	0	0
3. Farmowners multiple peril.....	0	0	0	0	0	0	0	0	0	0	0	0
4. Homeowners multiple peril.....	0	0	0	0	0	0	0	0	0	0	0	0
5.1 Commercial multiple peril (non-liability portion).....	0	0	0	0	0	0	0	0	0	0	0	0
5.2 Commercial multiple peril (liability portion).....	0	0	0	0	0	0	0	0	0	0	0	0
6. Mortgage guaranty.....	0	0	0	0	0	0	0	0	0	0	0	0
8. Ocean marine.....	0	0	0	0	0	0	0	0	0	0	0	0
9. Inland marine.....	0	0	0	0	0	0	0	0	0	0	0	0
10. Financial guaranty.....	0	0	0	0	0	0	0	0	0	0	0	0
11. Medical professional liability.....	0	0	0	0	0	0	0	0	0	0	0	0
12. Earthquake.....	0	0	0	0	0	0	0	0	0	0	0	0
13. Group accident and health (b).....	0	0	0	0	0	0	0	0	0	0	0	0
14. Credit A&H (group and individual).....	0	0	0	0	0	0	0	0	0	0	0	0
15.1 Collectively renewable A&H (b).....	0	0	0	0	0	0	0	0	0	0	0	0
15.2 Non-cancelable A&H (b).....	0	0	0	0	0	0	0	0	0	0	0	0
15.3 Guaranteed renewable A&H (b).....	0	0	0	0	0	0	0	0	0	0	0	0
15.4 Non-renewable for stated reasons only (b).....	0	0	0	0	0	0	0	0	0	0	0	0
15.5 Other accident only.....	0	0	0	0	0	0	0	0	0	0	0	0
15.6 Medicare Title XVIII exempt from state taxes or fees.....	0	0	0	0	0	0	0	0	0	0	0	0
15.7 All other A&H (b).....	0	0	0	0	0	0	0	0	0	0	0	0
15.8 Federal employees health benefits plan premium.....	0	0	0	0	0	0	0	0	0	0	0	0
16. Workers' compensation.....	0	0	0	0	0	0	0	0	0	0	0	0
17.1 Other liability-occurrence.....	0	0	0	0	0	0	0	0	0	0	0	0
17.2 Other liability-claims-made.....	0	0	0	0	0	0	0	0	0	0	0	0
17.3 Excess workers' compensation.....	0	0	0	0	0	0	0	0	0	0	0	0
18. Products liability.....	0	0	0	0	0	0	0	0	0	0	0	0
19.1 Private passenger auto no-fault (personal injury protection).....	0	0	0	0	0	0	0	0	0	0	0	0
19.2 Other private passenger auto liability.....	0	0	0	0	0	0	0	0	0	0	0	0
19.3 Commercial auto no-fault (personal injury protection).....	0	0	0	0	0	0	0	0	0	0	0	0
19.4 Other commercial auto liability.....	0	0	0	0	0	0	0	0	0	0	0	0
21.1 Private passenger auto physical damage.....	0	0	0	0	0	0	0	0	0	0	0	0
21.2 Commercial auto physical damage.....	0	0	0	0	0	0	0	0	0	0	0	0
22. Aircraft (all perils).....	0	0	0	0	0	0	0	0	0	0	0	0
23. Fidelity.....	0	0	0	0	0	0	0	0	0	0	0	0
24. Surety.....	0	0	0	0	0	0	0	0	0	0	0	0
26. Burglary and theft.....	0	0	0	0	0	0	0	0	0	0	0	0
27. Boiler and machinery.....	0	0	0	0	0	0	0	0	0	0	0	0
28. Credit.....	0	0	0	0	0	0	0	0	0	0	0	0
30. Warranty.....	0	0	0	0	0	0	0	0	0	0	0	0
34. Aggregate write-ins for other lines of business.....	0	0	0	0	0	0	0	0	0	0	0	1,227
35. TOTALS (a).....	0	0	0	0	0	0	0	0	0	0	0	1,227

DETAILS OF WRITE-INS

3401. MISCELLANEOUS.....	0	0	0	0	0	0	0	0	0	0	0	1,227
3402.	0	0	0	0	0	0	0	0	0	0	0	0
3403.	0	0	0	0	0	0	0	0	0	0	0	0
3498. Summary of remaining write-ins for Line 34 from overflow page.....	0	0	0	0	0	0	0	0	0	0	0	0
3499. TOTALS (Lines 3401 through 3403 plus 3498) (Line 34 above).....	0	0	0	0	0	0	0	0	0	0	0	1,227

(a) Finance and service charges not included in Lines 1 to 35 \$.....0.

(b) For health business on indicated lines report: Number of persons insured under PPO managed care products.....0 and number of persons insured under indemnity only products.....0.

EXHIBIT OF PREMIUMS AND LOSSES (Statutory Page 14)



NAIC Group Code....241 NAIC Company Code....34339

BUSINESS IN THE STATE OF COLORADO DURING THE YEAR

Line of Business	Gross Premiums, Including Policy and Membership Fees, Less Return Premiums and Premiums on Policies not Taken		3 Dividends Paid or Credited to Policyholders on Direct Business	4 Direct Unearned Premium Reserves	5 Direct Losses Paid (deducting salvage)	6 Direct Losses Incurred	7 Direct Losses Unpaid	8 Direct Defense and Cost Containment Expense Paid	9 Direct Defense and Cost Containment Expense Incurred	10 Direct Defense and Cost Containment Expense Unpaid	11 Commissions and Brokerage Expenses	12 Taxes, Licenses and Fees
	1 Direct Premiums Written	2 Direct Premiums Earned										
1. Fire.....	0	0	0	0	0	0	0	0	0	0	0	0
2.1 Allied lines.....	0	0	0	0	0	0	0	0	0	0	0	0
2.2 Multiple peril crop.....	0	0	0	0	0	0	0	0	0	0	0	0
2.3 Federal flood.....	0	0	0	0	0	0	0	0	0	0	0	0
2.4 Private crop.....	0	0	0	0	0	0	0	0	0	0	0	0
2.5 Private flood.....	0	0	0	0	0	0	0	0	0	0	0	0
3. Farmowners multiple peril.....	0	0	0	0	0	0	0	0	0	0	0	0
4. Homeowners multiple peril.....	0	0	0	0	0	0	0	0	0	0	0	0
5.1 Commercial multiple peril (non-liability portion).....	0	0	0	0	0	0	0	0	0	0	0	0
5.2 Commercial multiple peril (liability portion).....	0	0	0	0	0	0	0	0	0	0	0	0
6. Mortgage guaranty.....	0	0	0	0	0	0	0	0	0	0	0	0
8. Ocean marine.....	0	0	0	0	0	0	0	0	0	0	0	0
9. Inland marine.....	0	0	0	0	0	0	0	0	0	0	0	0
10. Financial guaranty.....	0	0	0	0	0	0	0	0	0	0	0	0
11. Medical professional liability.....	0	0	0	0	0	0	0	0	0	0	0	0
12. Earthquake.....	0	0	0	0	0	0	0	0	0	0	0	0
13. Group accident and health (b).....	0	0	0	0	0	0	0	0	0	0	0	0
14. Credit A&H (group and individual).....	0	0	0	0	0	0	0	0	0	0	0	0
15.1 Collectively renewable A&H (b).....	0	0	0	0	0	0	0	0	0	0	0	0
15.2 Non-cancelable A&H (b).....	0	0	0	0	0	0	0	0	0	0	0	0
15.3 Guaranteed renewable A&H (b).....	0	0	0	0	0	0	0	0	0	0	0	0
15.4 Non-renewable for stated reasons only (b).....	0	0	0	0	0	0	0	0	0	0	0	0
15.5 Other accident only.....	0	0	0	0	0	0	0	0	0	0	0	0
15.6 Medicare Title XVIII exempt from state taxes or fees.....	0	0	0	0	0	0	0	0	0	0	0	0
15.7 All other A&H (b).....	0	0	0	0	0	0	0	0	0	0	0	0
15.8 Federal employees health benefits plan premium.....	0	0	0	0	0	0	0	0	0	0	0	0
16. Workers' compensation.....	0	0	0	0	0	0	0	0	0	0	0	0
17.1 Other liability-occurrence.....	0	0	0	0	0	0	0	0	0	0	0	0
17.2 Other liability-claims-made.....	0	0	0	0	0	0	0	0	0	0	0	0
17.3 Excess workers' compensation.....	0	0	0	0	0	0	0	0	0	0	0	0
18. Products liability.....	0	0	0	0	0	0	0	0	0	0	0	0
19.1 Private passenger auto no-fault (personal injury protection).....	0	0	0	0	0	0	0	0	0	0	0	0
19.2 Other private passenger auto liability.....	0	0	0	0	0	0	0	0	0	0	0	0
19.3 Commercial auto no-fault (personal injury protection).....	0	0	0	0	0	0	0	0	0	0	0	0
19.4 Other commercial auto liability.....	0	0	0	0	0	0	0	0	0	0	0	0
21.1 Private passenger auto physical damage.....	0	0	0	0	0	0	0	0	0	0	0	0
21.2 Commercial auto physical damage.....	0	0	0	0	0	0	0	0	0	0	0	0
22. Aircraft (all perils).....	0	0	0	0	0	0	0	0	0	0	0	0
23. Fidelity.....	0	0	0	0	0	0	0	0	0	0	0	0
24. Surety.....	0	0	0	0	0	0	0	0	0	0	0	0
26. Burglary and theft.....	0	0	0	0	0	0	0	0	0	0	0	0
27. Boiler and machinery.....	0	0	0	0	0	0	0	0	0	0	0	0
28. Credit.....	0	0	0	0	0	0	0	0	0	0	0	0
30. Warranty.....	0	0	0	0	0	0	0	0	0	0	0	0
34. Aggregate write-ins for other lines of business.....	0	0	0	0	0	0	0	0	0	0	0	0
35. TOTALS (a).....	0	0	0	0	0	0	0	0	0	0	0	0

DETAILS OF WRITE-INS

3401. MISCELLANEOUS.....	0	0	0	0	0	0	0	0	0	0	0	0
3402.	0	0	0	0	0	0	0	0	0	0	0	0
3403.	0	0	0	0	0	0	0	0	0	0	0	0
3498. Summary of remaining write-ins for Line 34 from overflow page.....	0	0	0	0	0	0	0	0	0	0	0	0
3499. TOTALS (Lines 3401 through 3403 plus 3498) (Line 34 above).....	0	0	0	0	0	0	0	0	0	0	0	0

(a) Finance and service charges not included in Lines 1 to 35 \$.....0.

(b) For health business on indicated lines report: Number of persons insured under PPO managed care products.....0 and number of persons insured under indemnity only products.....0.

19.CO

EXHIBIT OF PREMIUMS AND LOSSES (Statutory Page 14)



NAIC Group Code....241 NAIC Company Code....34339

BUSINESS IN THE STATE OF CONNECTICUT DURING THE YEAR

19.CT

Line of Business	Gross Premiums, Including Policy and Membership Fees, Less Return Premiums and Premiums on Policies not Taken		Dividends Paid or Credited to Policyholders on Direct Business	Direct Unearned Premium Reserves	Direct Losses Paid (deducting salvage)	Direct Losses Incurred	Direct Losses Unpaid	Direct Defense and Cost Containment Expense Paid	Direct Defense and Cost Containment Expense Incurred	Direct Defense and Cost Containment Expense Unpaid	Commissions and Brokerage Expenses	Taxes, Licenses and Fees
	Direct Premiums Written	Direct Premiums Earned										
1. Fire.....	0	0	0	0	0	0	0	0	0	0	0	0
2.1 Allied lines.....	0	0	0	0	0	0	0	0	0	0	0	0
2.2 Multiple peril crop.....	0	0	0	0	0	0	0	0	0	0	0	0
2.3 Federal flood.....	0	0	0	0	0	0	0	0	0	0	0	0
2.4 Private crop.....	0	0	0	0	0	0	0	0	0	0	0	0
2.5 Private flood.....	0	0	0	0	0	0	0	0	0	0	0	0
3. Farmowners multiple peril.....	0	0	0	0	0	0	0	0	0	0	0	0
4. Homeowners multiple peril.....	19,234,247	19,256,937	0	10,211,519	6,757,547	6,748,520	2,160,902	119,116	94,425	88,094	1,467,022	387,706
5.1 Commercial multiple peril (non-liability portion).....	0	0	0	0	0	0	0	0	0	0	0	0
5.2 Commercial multiple peril (liability portion).....	0	0	0	0	0	0	0	0	0	0	0	0
6. Mortgage guaranty.....	0	0	0	0	0	0	0	0	0	0	0	0
8. Ocean marine.....	0	0	0	0	0	0	0	0	0	0	0	0
9. Inland marine.....	421,305	424,033	0	221,606	118,760	108,655	21,621	4,327	4,016	695	31,416	8,492
10. Financial guaranty.....	0	0	0	0	0	0	0	0	0	0	0	0
11. Medical professional liability.....	0	0	0	0	0	0	0	0	0	0	0	0
12. Earthquake.....	16,061	16,374	0	7,902	0	(118)	688	0	(4)	9	1,203	324
13. Group accident and health (b).....	0	0	0	0	0	0	0	0	0	0	0	0
14. Credit A&H (group and individual).....	0	0	0	0	0	0	0	0	0	0	0	0
15.1 Collectively renewable A&H (b).....	0	0	0	0	0	0	0	0	0	0	0	0
15.2 Non-cancelable A&H (b).....	0	0	0	0	0	0	0	0	0	0	0	0
15.3 Guaranteed renewable A&H (b).....	0	0	0	0	0	0	0	0	0	0	0	0
15.4 Non-renewable for stated reasons only (b).....	0	0	0	0	0	0	0	0	0	0	0	0
15.5 Other accident only.....	0	0	0	0	0	0	0	0	0	0	0	0
15.6 Medicare Title XVIII exempt from state taxes or fees.....	0	0	0	0	0	0	0	0	0	0	0	0
15.7 All other A&H (b).....	0	0	0	0	0	0	0	0	0	0	0	0
15.8 Federal employees health benefits plan premium.....	0	0	0	0	0	0	0	0	0	0	0	0
16. Workers' compensation.....	0	0	0	0	0	0	0	0	0	0	0	0
17.1 Other liability-occurrence.....	0	0	0	0	0	0	0	0	0	0	0	0
17.2 Other liability-claims-made.....	0	0	0	0	0	0	0	0	0	0	0	0
17.3 Excess workers' compensation.....	0	0	0	0	0	0	0	0	0	0	0	0
18. Products liability.....	0	0	0	0	0	0	0	0	0	0	0	0
19.1 Private passenger auto no-fault (personal injury protection).....	0	0	0	0	0	0	0	0	0	0	0	0
19.2 Other private passenger auto liability.....	29,670,456	29,773,461	0	11,608,736	18,994,246	20,000,969	28,818,322	343,305	306,797	2,393,640	2,049,671	598,081
19.3 Commercial auto no-fault (personal injury protection).....	0	0	0	0	0	0	0	0	0	0	0	0
19.4 Other commercial auto liability.....	0	0	0	0	0	0	0	0	0	0	0	0
21.1 Private passenger auto physical damage.....	19,857,559	19,542,382	0	7,751,235	10,811,604	11,037,569	89,576	90,758	88,253	5,572	1,374,689	400,255
21.2 Commercial auto physical damage.....	0	0	0	0	0	0	0	0	0	0	0	0
22. Aircraft (all perils).....	0	0	0	0	0	0	0	0	0	0	0	0
23. Fidelity.....	0	0	0	0	0	0	0	0	0	0	0	0
24. Surety.....	0	0	0	0	0	0	0	0	0	0	0	0
26. Burglary and theft.....	0	0	0	0	0	0	0	0	0	0	0	0
27. Boiler and machinery.....	0	0	0	0	0	0	0	0	0	0	0	0
28. Credit.....	0	0	0	0	0	0	0	0	0	0	0	0
30. Warranty.....	0	0	0	0	0	0	0	0	0	0	0	0
34. Aggregate write-ins for other lines of business.....	0	0	0	0	0	0	0	0	0	0	0	0
35. TOTALS (a).....	69,199,628	69,013,187	0	29,800,998	36,682,157	37,895,595	31,091,109	557,506	493,487	2,488,010	4,924,001	1,394,858

DETAILS OF WRITE-INS

3401. MISCELLANEOUS.....	0	0	0	0	0	0	0	0	0	0	0	0
3402.	0	0	0	0	0	0	0	0	0	0	0	0
3403.	0	0	0	0	0	0	0	0	0	0	0	0
3498. Summary of remaining write-ins for Line 34 from overflow page.....	0	0	0	0	0	0	0	0	0	0	0	0
3499. TOTALS (Lines 3401 through 3403 plus 3498) (Line 34 above).....	0	0	0	0	0	0	0	0	0	0	0	0

(a) Finance and service charges not included in Lines 1 to 35 \$.....162,029.

(b) For health business on indicated lines report: Number of persons insured under PPO managed care products.....0 and number of persons insured under indemnity only products.....0.

EXHIBIT OF PREMIUMS AND LOSSES (Statutory Page 14)



NAIC Group Code....241 NAIC Company Code....34339

BUSINESS IN THE STATE OF DISTRICT OF COLUMBIA DURING THE YEAR

19.DC

Line of Business	Gross Premiums, Including Policy and Membership Fees, Less Return Premiums and Premiums on Policies not Taken		Dividends Paid or Credited to Policyholders on Direct Business	Direct Unearned Premium Reserves	Direct Losses Paid (deducting salvage)	Direct Losses Incurred	Direct Losses Unpaid	Direct Defense and Cost Containment Expense Paid	Direct Defense and Cost Containment Expense Incurred	Direct Defense and Cost Containment Expense Unpaid	Commissions and Brokerage Expenses	Taxes, Licenses and Fees
	Direct Premiums Written	Direct Premiums Earned										
1. Fire.....	0	0	0	0	0	0	0	0	0	0	0	0
2.1 Allied lines.....	0	0	0	0	0	0	0	0	0	0	0	0
2.2 Multiple peril crop.....	0	0	0	0	0	0	0	0	0	0	0	0
2.3 Federal flood.....	0	0	0	0	0	0	0	0	0	0	0	0
2.4 Private crop.....	0	0	0	0	0	0	0	0	0	0	0	0
2.5 Private flood.....	0	0	0	0	0	0	0	0	0	0	0	0
3. Farmowners multiple peril.....	0	0	0	0	0	0	0	0	0	0	0	0
4. Homeowners multiple peril.....	111,309	111,451	0	56,513	33,683	32,443	18,228	0	(136)	513	9,985	2,740
5.1 Commercial multiple peril (non-liability portion).....	0	0	0	0	0	0	0	0	0	0	0	0
5.2 Commercial multiple peril (liability portion).....	0	0	0	0	0	0	0	0	0	0	0	0
6. Mortgage guaranty.....	0	0	0	0	0	0	0	0	0	0	0	0
8. Ocean marine.....	0	0	0	0	0	0	0	0	0	0	0	0
9. Inland marine.....	4,952	5,400	0	1,694	0	(235)	701	0	(9)	20	480	124
10. Financial guaranty.....	0	0	0	0	0	0	0	0	0	0	0	0
11. Medical professional liability.....	0	0	0	0	0	0	0	0	0	0	0	0
12. Earthquake.....	0	0	0	0	0	0	0	0	0	0	0	0
13. Group accident and health (b).....	0	0	0	0	0	0	0	0	0	0	0	0
14. Credit A&H (group and individual).....	0	0	0	0	0	0	0	0	0	0	0	0
15.1 Collectively renewable A&H (b).....	0	0	0	0	0	0	0	0	0	0	0	0
15.2 Non-cancelable A&H (b).....	0	0	0	0	0	0	0	0	0	0	0	0
15.3 Guaranteed renewable A&H (b).....	0	0	0	0	0	0	0	0	0	0	0	0
15.4 Non-renewable for stated reasons only (b).....	0	0	0	0	0	0	0	0	0	0	0	0
15.5 Other accident only.....	0	0	0	0	0	0	0	0	0	0	0	0
15.6 Medicare Title XVIII exempt from state taxes or fees.....	0	0	0	0	0	0	0	0	0	0	0	0
15.7 All other A&H (b).....	0	0	0	0	0	0	0	0	0	0	0	0
15.8 Federal employees health benefits plan premium.....	0	0	0	0	0	0	0	0	0	0	0	0
16. Workers' compensation.....	0	0	0	0	0	0	0	0	0	0	0	0
17.1 Other liability-occurrence.....	748	613	0	231	0	(13)	369	0	1	2	(3)	18
17.2 Other liability-claims-made.....	0	0	0	0	0	0	0	0	0	0	0	0
17.3 Excess workers' compensation.....	0	0	0	0	0	0	0	0	0	0	0	0
18. Products liability.....	0	0	0	0	0	0	0	0	0	0	0	0
19.1 Private passenger auto no-fault (personal injury protection).....	2,501	2,499	0	1,130	0	3,390	4,693	0	897	1,246	152	62
19.2 Other private passenger auto liability.....	50,829	59,177	0	24,509	32,370	29,150	9,424	0	47	729	2,944	1,288
19.3 Commercial auto no-fault (personal injury protection).....	0	0	0	0	0	0	0	0	0	0	0	0
19.4 Other commercial auto liability.....	0	0	0	0	0	0	0	0	0	0	0	0
21.1 Private passenger auto physical damage.....	85,128	89,622	0	31,273	6,226	6,775	1,039	64	52	(10)	4,508	2,061
21.2 Commercial auto physical damage.....	0	0	0	0	0	0	0	0	0	0	0	0
22. Aircraft (all perils).....	0	0	0	0	0	0	0	0	0	0	0	0
23. Fidelity.....	0	0	0	0	0	0	0	0	0	0	0	0
24. Surety.....	0	0	0	0	0	0	0	0	0	0	0	0
26. Burglary and theft.....	0	0	0	0	0	0	0	0	0	0	0	0
27. Boiler and machinery.....	0	0	0	0	0	0	0	0	0	0	0	0
28. Credit.....	0	0	0	0	0	0	0	0	0	0	0	0
30. Warranty.....	0	0	0	0	0	0	0	0	0	0	0	0
34. Aggregate write-ins for other lines of business.....	0	0	0	0	0	0	0	0	0	0	0	0
35. TOTALS (a).....	255,467	268,762	0	115,350	72,279	71,510	34,454	64	852	2,500	18,066	6,293

DETAILS OF WRITE-INS

3401. MISCELLANEOUS.....	0	0	0	0	0	0	0	0	0	0	0	0
3402.	0	0	0	0	0	0	0	0	0	0	0	0
3403.	0	0	0	0	0	0	0	0	0	0	0	0
3498. Summary of remaining write-ins for Line 34 from overflow page.....	0	0	0	0	0	0	0	0	0	0	0	0
3499. TOTALS (Lines 3401 through 3403 plus 3498) (Line 34 above).....	0	0	0	0	0	0	0	0	0	0	0	0

(a) Finance and service charges not included in Lines 1 to 35 \$.....1,220.

(b) For health business on indicated lines report: Number of persons insured under PPO managed care products.....0 and number of persons insured under indemnity only products.....0.

EXHIBIT OF PREMIUMS AND LOSSES (Statutory Page 14)



NAIC Group Code....241 NAIC Company Code....34339

BUSINESS IN THE STATE OF DELAWARE DURING THE YEAR

Line of Business	Gross Premiums, Including Policy and Membership Fees, Less Return Premiums and Premiums on Policies not Taken		Dividends Paid or Credited to Policyholders on Direct Business	Direct Unearned Premium Reserves	Direct Losses Paid (deducting salvage)	Direct Losses Incurred	Direct Losses Unpaid	Direct Defense and Cost Containment Expense Paid	Direct Defense and Cost Containment Expense Incurred	Direct Defense and Cost Containment Expense Unpaid	Commissions and Brokerage Expenses	Taxes, Licenses and Fees
	1 Direct Premiums Written	2 Direct Premiums Earned										
1. Fire.....	0	0	0	0	0	0	0	0	0	0	0	0
2.1 Allied lines.....	0	0	0	0	0	0	0	0	0	0	0	0
2.2 Multiple peril crop.....	0	0	0	0	0	0	0	0	0	0	0	0
2.3 Federal flood.....	0	0	0	0	0	0	0	0	0	0	0	0
2.4 Private crop.....	0	0	0	0	0	0	0	0	0	0	0	0
2.5 Private flood.....	0	0	0	0	0	0	0	0	0	0	0	0
3. Farmowners multiple peril.....	0	0	0	0	0	0	0	0	0	0	0	0
4. Homeowners multiple peril.....	820,547	792,187	0	442,108	316,674	315,867	46,051	85	(151)	1,448	39,073	17,203
5.1 Commercial multiple peril (non-liability portion).....	0	0	0	0	0	0	0	0	0	0	0	0
5.2 Commercial multiple peril (liability portion).....	0	0	0	0	0	0	0	0	0	0	0	0
6. Mortgage guaranty.....	0	0	0	0	0	0	0	0	0	0	0	0
8. Ocean marine.....	0	0	0	0	0	0	0	0	0	0	0	0
9. Inland marine.....	17,016	17,026	0	8,783	2,000	1,817	778	0	(5)	22	806	358
10. Financial guaranty.....	0	0	0	0	0	0	0	0	0	0	0	0
11. Medical professional liability.....	0	0	0	0	0	0	0	0	0	0	0	0
12. Earthquake.....	307	306	0	155	0	(7)	9	0	0	0	16	6
13. Group accident and health (b).....	0	0	0	0	0	0	0	0	0	0	0	0
14. Credit A&H (group and individual).....	0	0	0	0	0	0	0	0	0	0	0	0
15.1 Collectively renewable A&H (b).....	0	0	0	0	0	0	0	0	0	0	0	0
15.2 Non-cancelable A&H (b).....	0	0	0	0	0	0	0	0	0	0	0	0
15.3 Guaranteed renewable A&H (b).....	0	0	0	0	0	0	0	0	0	0	0	0
15.4 Non-renewable for stated reasons only (b).....	0	0	0	0	0	0	0	0	0	0	0	0
15.5 Other accident only.....	0	0	0	0	0	0	0	0	0	0	0	0
15.6 Medicare Title XVIII exempt from state taxes or fees.....	0	0	0	0	0	0	0	0	0	0	0	0
15.7 All other A&H (b).....	0	0	0	0	0	0	0	0	0	0	0	0
15.8 Federal employees health benefits plan premium.....	0	0	0	0	0	0	0	0	0	0	0	0
16. Workers' compensation.....	0	0	0	0	0	0	0	0	0	0	0	0
17.1 Other liability-occurrence.....	0	0	0	0	0	0	0	0	0	0	0	0
17.2 Other liability-claims-made.....	0	0	0	0	0	0	0	0	0	0	0	0
17.3 Excess workers' compensation.....	0	0	0	0	0	0	0	0	0	0	0	0
18. Products liability.....	0	0	0	0	0	0	0	0	0	0	0	0
19.1 Private passenger auto no-fault (personal injury protection).....	864,376	794,980	0	362,163	515,747	438,407	228,821	27,408	5,996	60,749	37,839	18,112
19.2 Other private passenger auto liability.....	2,279,821	2,151,659	0	903,198	1,257,842	2,144,225	2,333,776	111,549	175,260	189,078	100,132	47,789
19.3 Commercial auto no-fault (personal injury protection).....	0	0	0	0	0	0	0	0	0	0	0	0
19.4 Other commercial auto liability.....	0	0	0	0	0	0	0	0	0	0	0	0
21.1 Private passenger auto physical damage.....	2,071,255	1,924,626	0	789,507	801,095	780,302	(5,367)	6,701	7,210	830	91,287	43,451
21.2 Commercial auto physical damage.....	0	0	0	0	0	0	0	0	0	0	0	0
22. Aircraft (all perils).....	0	0	0	0	0	0	0	0	0	0	0	0
23. Fidelity.....	0	0	0	0	0	0	0	0	0	0	0	0
24. Surety.....	0	0	0	0	0	0	0	0	0	0	0	0
26. Burglary and theft.....	0	0	0	0	0	0	0	0	0	0	0	0
27. Boiler and machinery.....	0	0	0	0	0	0	0	0	0	0	0	0
28. Credit.....	0	0	0	0	0	0	0	0	0	0	0	0
30. Warranty.....	0	0	0	0	0	0	0	0	0	0	0	0
34. Aggregate write-ins for other lines of business.....	0	0	0	0	0	0	0	0	0	0	0	0
35. TOTALS (a).....	6,053,322	5,680,784	0	2,505,914	2,893,358	3,680,611	2,604,068	145,743	188,310	252,127	269,153	126,919

DETAILS OF WRITE-INS

3401. MISCELLANEOUS.....	0	0	0	0	0	0	0	0	0	0	0	0
3402.	0	0	0	0	0	0	0	0	0	0	0	0
3403.	0	0	0	0	0	0	0	0	0	0	0	0
3498. Summary of remaining write-ins for Line 34 from overflow page.....	0	0	0	0	0	0	0	0	0	0	0	0
3499. TOTALS (Lines 3401 through 3403 plus 3498) (Line 34 above).....	0	0	0	0	0	0	0	0	0	0	0	0

(a) Finance and service charges not included in Lines 1 to 35 \$.....8,212.

(b) For health business on indicated lines report: Number of persons insured under PPO managed care products.....0 and number of persons insured under indemnity only products.....0.

19.DE

EXHIBIT OF PREMIUMS AND LOSSES (Statutory Page 14)



NAIC Group Code....241 NAIC Company Code....34339

BUSINESS IN THE STATE OF FLORIDA DURING THE YEAR

19.FL

Line of Business	Gross Premiums, Including Policy and Membership Fees, Less Return Premiums and Premiums on Policies not Taken		3 Dividends Paid or Credited to Policyholders on Direct Business	4 Direct Unearned Premium Reserves	5 Direct Losses Paid (deducting salvage)	6 Direct Losses Incurred	7 Direct Losses Unpaid	8 Direct Defense and Cost Containment Expense Paid	9 Direct Defense and Cost Containment Expense Incurred	10 Direct Defense and Cost Containment Expense Unpaid	11 Commissions and Brokerage Expenses	12 Taxes, Licenses and Fees
	1 Direct Premiums Written	2 Direct Premiums Earned										
1. Fire.....	0	0	0	0	0	0	0	0	0	0	0	0
2.1 Allied lines.....	0	0	0	0	0	0	0	0	0	0	0	0
2.2 Multiple peril crop.....	0	0	0	0	0	0	0	0	0	0	0	0
2.3 Federal flood.....	0	0	0	0	0	0	0	0	0	0	0	0
2.4 Private crop.....	0	0	0	0	0	0	0	0	0	0	0	0
2.5 Private flood.....	0	0	0	0	0	0	0	0	0	0	0	0
3. Farmowners multiple peril.....	0	0	0	0	0	0	0	0	0	0	0	0
4. Homeowners multiple peril.....	0	0	0	0	0	0	0	0	0	0	0	0
5.1 Commercial multiple peril (non-liability portion).....	0	0	0	0	0	0	0	0	0	0	0	0
5.2 Commercial multiple peril (liability portion).....	0	0	0	0	0	0	0	0	0	0	0	0
6. Mortgage guaranty.....	0	0	0	0	0	0	0	0	0	0	0	0
8. Ocean marine.....	0	0	0	0	0	0	0	0	0	0	0	0
9. Inland marine.....	0	0	0	0	0	0	0	0	0	0	0	0
10. Financial guaranty.....	0	0	0	0	0	0	0	0	0	0	0	0
11. Medical professional liability.....	0	0	0	0	0	0	0	0	0	0	0	0
12. Earthquake.....	0	0	0	0	0	0	0	0	0	0	0	0
13. Group accident and health (b).....	0	0	0	0	0	0	0	0	0	0	0	0
14. Credit A&H (group and individual).....	0	0	0	0	0	0	0	0	0	0	0	0
15.1 Collectively renewable A&H (b).....	0	0	0	0	0	0	0	0	0	0	0	0
15.2 Non-cancelable A&H (b).....	0	0	0	0	0	0	0	0	0	0	0	0
15.3 Guaranteed renewable A&H (b).....	0	0	0	0	0	0	0	0	0	0	0	0
15.4 Non-renewable for stated reasons only (b).....	0	0	0	0	0	0	0	0	0	0	0	0
15.5 Other accident only.....	0	0	0	0	0	0	0	0	0	0	0	0
15.6 Medicare Title XVIII exempt from state taxes or fees.....	0	0	0	0	0	0	0	0	0	0	0	0
15.7 All other A&H (b).....	0	0	0	0	0	0	0	0	0	0	0	0
15.8 Federal employees health benefits plan premium.....	0	0	0	0	0	0	0	0	0	0	0	0
16. Workers' compensation.....	0	0	0	0	0	0	0	0	0	0	0	0
17.1 Other liability-occurrence.....	0	0	0	0	0	0	0	0	0	0	0	0
17.2 Other liability-claims-made.....	0	0	0	0	0	0	0	0	0	0	0	0
17.3 Excess workers' compensation.....	0	0	0	0	0	0	0	0	0	0	0	0
18. Products liability.....	0	0	0	0	0	0	0	0	0	0	0	0
19.1 Private passenger auto no-fault (personal injury protection).....	919	841	0	164	0	(77)	204	0	(21)	55	161	1,344
19.2 Other private passenger auto liability.....	6,611	6,086	0	1,157	0	(160)	888	0	(11)	66	1,151	9,706
19.3 Commercial auto no-fault (personal injury protection).....	0	0	0	0	0	0	0	0	0	0	0	0
19.4 Other commercial auto liability.....	0	0	0	0	0	0	0	0	0	0	0	0
21.1 Private passenger auto physical damage.....	3,199	3,146	0	400	0	(33)	91	0	0	(2)	540	4,800
21.2 Commercial auto physical damage.....	0	0	0	0	0	0	0	0	0	0	0	0
22. Aircraft (all perils).....	0	0	0	0	0	0	0	0	0	0	0	0
23. Fidelity.....	0	0	0	0	0	0	0	0	0	0	0	0
24. Surety.....	0	0	0	0	0	0	0	0	0	0	0	0
26. Burglary and theft.....	0	0	0	0	0	0	0	0	0	0	0	0
27. Boiler and machinery.....	0	0	0	0	0	0	0	0	0	0	0	0
28. Credit.....	0	0	0	0	0	0	0	0	0	0	0	0
30. Warranty.....	0	0	0	0	0	0	0	0	0	0	0	0
34. Aggregate write-ins for other lines of business.....	0	0	0	0	0	0	0	0	0	0	0	0
35. TOTALS (a).....	10,729	10,073	0	1,721	0	(270)	1,183	0	(32)	119	1,852	15,850

DETAILS OF WRITE-INS

3401. MISCELLANEOUS.....	0	0	0	0	0	0	0	0	0	0	0	0
3402.	0	0	0	0	0	0	0	0	0	0	0	0
3403.	0	0	0	0	0	0	0	0	0	0	0	0
3498. Summary of remaining write-ins for Line 34 from overflow page.....	0	0	0	0	0	0	0	0	0	0	0	0
3499. TOTALS (Lines 3401 through 3403 plus 3498) (Line 34 above).....	0	0	0	0	0	0	0	0	0	0	0	0

(a) Finance and service charges not included in Lines 1 to 35 \$.....0.

(b) For health business on indicated lines report: Number of persons insured under PPO managed care products.....0 and number of persons insured under indemnity only products.....0.

EXHIBIT OF PREMIUMS AND LOSSES (Statutory Page 14)



NAIC Group Code....241 NAIC Company Code....34339

BUSINESS IN THE STATE OF GEORGIA DURING THE YEAR

19.GA

Line of Business	Gross Premiums, Including Policy and Membership Fees, Less Return Premiums and Premiums on Policies not Taken		3 Dividends Paid or Credited to Policyholders on Direct Business	4 Direct Unearned Premium Reserves	5 Direct Losses Paid (deducting salvage)	6 Direct Losses Incurred	7 Direct Losses Unpaid	8 Direct Defense and Cost Containment Expense Paid	9 Direct Defense and Cost Containment Expense Incurred	10 Direct Defense and Cost Containment Expense Unpaid	11 Commissions and Brokerage Expenses	12 Taxes, Licenses and Fees
	1 Direct Premiums Written	2 Direct Premiums Earned										
1. Fire.....	0	0	0	0	0	0	0	0	0	0	0	0
2.1 Allied lines.....	0	0	0	0	0	0	0	0	0	0	0	0
2.2 Multiple peril crop.....	0	0	0	0	0	0	0	0	0	0	0	0
2.3 Federal flood.....	0	0	0	0	0	0	0	0	0	0	0	0
2.4 Private crop.....	0	0	0	0	0	0	0	0	0	0	0	0
2.5 Private flood.....	0	0	0	0	0	0	0	0	0	0	0	0
3. Farmowners multiple peril.....	0	0	0	0	0	0	0	0	0	0	0	0
4. Homeowners multiple peril.....	9,455,608	9,433,377	0	4,999,883	6,543,926	6,317,841	1,222,730	7,659	766	42,790	391,692	502,741
5.1 Commercial multiple peril (non-liability portion).....	0	0	0	0	0	0	0	0	0	0	0	0
5.2 Commercial multiple peril (liability portion).....	0	0	0	0	0	0	0	0	0	0	0	0
6. Mortgage guaranty.....	0	0	0	0	0	0	0	0	0	0	0	0
8. Ocean marine.....	0	0	0	0	0	0	0	0	0	0	0	0
9. Inland marine.....	167,357	174,961	0	86,624	124,031	130,736	24,784	557	693	726	6,903	8,885
10. Financial guaranty.....	0	0	0	0	0	0	0	0	0	0	0	0
11. Medical professional liability.....	0	0	0	0	0	0	0	0	0	0	0	0
12. Earthquake.....	3,649	3,644	0	2,228	0	27	352	0	2	5	138	194
13. Group accident and health (b).....	0	0	0	0	0	0	0	0	0	0	0	0
14. Credit A&H (group and individual).....	0	0	0	0	0	0	0	0	0	0	0	0
15.1 Collectively renewable A&H (b).....	0	0	0	0	0	0	0	0	0	0	0	0
15.2 Non-cancelable A&H (b).....	0	0	0	0	0	0	0	0	0	0	0	0
15.3 Guaranteed renewable A&H (b).....	0	0	0	0	0	0	0	0	0	0	0	0
15.4 Non-renewable for stated reasons only (b).....	0	0	0	0	0	0	0	0	0	0	0	0
15.5 Other accident only.....	0	0	0	0	0	0	0	0	0	0	0	0
15.6 Medicare Title XVIII exempt from state taxes or fees.....	0	0	0	0	0	0	0	0	0	0	0	0
15.7 All other A&H (b).....	0	0	0	0	0	0	0	0	0	0	0	0
15.8 Federal employees health benefits plan premium.....	0	0	0	0	0	0	0	0	0	0	0	0
16. Workers' compensation.....	0	0	0	0	0	0	0	0	0	0	0	0
17.1 Other liability-occurrence.....	0	0	0	0	0	0	0	0	0	0	0	0
17.2 Other liability-claims-made.....	0	0	0	0	0	0	0	0	0	0	0	0
17.3 Excess workers' compensation.....	0	0	0	0	0	0	0	0	0	0	0	0
18. Products liability.....	0	0	0	0	0	0	0	0	0	0	0	0
19.1 Private passenger auto no-fault (personal injury protection).....	0	0	0	0	0	0	0	0	0	0	0	0
19.2 Other private passenger auto liability.....	26,949,005	25,061,853	0	11,922,211	20,341,660	24,309,221	16,844,696	393,401	678,280	1,360,428	979,647	1,271,132
19.3 Commercial auto no-fault (personal injury protection).....	0	0	0	0	0	0	0	0	0	0	0	0
19.4 Other commercial auto liability.....	0	0	0	0	0	0	0	0	0	0	0	0
21.1 Private passenger auto physical damage.....	16,975,690	17,498,526	0	7,130,323	9,231,811	9,343,947	461,216	29,185	30,721	3,643	619,403	801,867
21.2 Commercial auto physical damage.....	0	0	0	0	0	0	0	0	0	0	0	0
22. Aircraft (all perils).....	0	0	0	0	0	0	0	0	0	0	0	0
23. Fidelity.....	0	0	0	0	0	0	0	0	0	0	0	0
24. Surety.....	0	0	0	0	0	0	0	0	0	0	0	0
26. Burglary and theft.....	0	0	0	0	0	0	0	0	0	0	0	0
27. Boiler and machinery.....	0	0	0	0	0	0	0	0	0	0	0	0
28. Credit.....	0	0	0	0	0	0	0	0	0	0	0	0
30. Warranty.....	0	0	0	0	0	0	0	0	0	0	0	0
34. Aggregate write-ins for other lines of business.....	0	0	0	0	0	0	0	0	0	0	0	0
35. TOTALS (a).....	53,551,309	52,172,361	0	24,141,269	36,241,428	40,101,772	18,553,778	430,802	710,462	1,407,592	1,997,783	2,584,819

DETAILS OF WRITE-INS

3401. MISCELLANEOUS.....	0	0	0	0	0	0	0	0	0	0	0	0
3402.	0	0	0	0	0	0	0	0	0	0	0	0
3403.	0	0	0	0	0	0	0	0	0	0	0	0
3498. Summary of remaining write-ins for Line 34 from overflow page.....	0	0	0	0	0	0	0	0	0	0	0	0
3499. TOTALS (Lines 3401 through 3403 plus 3498) (Line 34 above).....	0	0	0	0	0	0	0	0	0	0	0	0

(a) Finance and service charges not included in Lines 1 to 35 \$.....41,056.

(b) For health business on indicated lines report: Number of persons insured under PPO managed care products.....0 and number of persons insured under indemnity only products.....0.

EXHIBIT OF PREMIUMS AND LOSSES (Statutory Page 14)



NAIC Group Code....241 NAIC Company Code....34339

BUSINESS IN GRAND TOTAL DURING THE YEAR

19.GT

Line of Business	Gross Premiums, Including Policy and Membership Fees, Less Return Premiums and Premiums on Policies not Taken		3 Dividends Paid or Credited to Policyholders on Direct Business	4 Direct Unearned Premium Reserves	5 Direct Losses Paid (deducting salvage)	6 Direct Losses Incurred	7 Direct Losses Unpaid	8 Direct Defense and Cost Containment Expense Paid	9 Direct Defense and Cost Containment Expense Incurred	10 Direct Defense and Cost Containment Expense Unpaid	11 Commissions and Brokerage Expenses	12 Taxes, Licenses and Fees
	1 Direct Premiums Written	2 Direct Premiums Earned										
1. Fire.....	0	0	0	0	0	0	0	0	0	0	0	0
2.1 Allied lines.....	0	0	0	0	0	0	0	0	0	0	0	0
2.2 Multiple peril crop.....	0	0	0	0	0	0	0	0	0	0	0	0
2.3 Federal flood.....	703	693	0	544	0	0	0	0	0	0	38	19
2.4 Private crop.....	0	0	0	0	0	0	0	0	0	0	0	0
2.5 Private flood.....	0	0	0	0	0	0	0	0	0	0	0	0
3. Farmowners multiple peril.....	0	0	0	0	0	0	0	0	0	0	0	0
4. Homeowners multiple peril.....	138,657,167	138,204,115	0	73,254,031	65,715,607	64,361,958	17,827,300	1,232,116	1,179,320	723,701	7,378,602	3,502,318
5.1 Commercial multiple peril (non-liability portion).....	0	0	0	0	0	0	0	0	0	0	0	0
5.2 Commercial multiple peril (liability portion).....	0	0	0	0	0	0	0	0	0	0	0	0
6. Mortgage guaranty.....	0	0	0	0	0	0	0	0	0	0	0	0
8. Ocean marine.....	0	0	0	0	0	0	0	0	0	0	0	0
9. Inland marine.....	3,080,896	3,143,394	0	1,606,900	1,325,539	1,278,395	244,668	17,272	14,998	7,634	156,884	76,273
10. Financial guaranty.....	0	0	0	0	0	0	0	0	0	0	0	0
11. Medical professional liability.....	0	0	0	0	0	0	0	0	0	0	0	0
12. Earthquake.....	1,266,468	1,278,196	0	655,502	0	(39,898)	72,322	0	(933)	1,282	55,981	27,698
13. Group accident and health (b).....	0	0	0	0	0	0	0	0	0	0	0	0
14. Credit A&H (group and individual).....	0	0	0	0	0	0	0	0	0	0	0	0
15.1 Collectively renewable A&H (b).....	0	0	0	0	0	0	0	0	0	0	0	0
15.2 Non-cancelable A&H (b).....	0	0	0	0	0	0	0	0	0	0	0	0
15.3 Guaranteed renewable A&H (b).....	0	0	0	0	0	0	0	0	0	0	0	0
15.4 Non-renewable for stated reasons only (b).....	0	0	0	0	0	0	0	0	0	0	0	0
15.5 Other accident only.....	0	0	0	0	0	0	0	0	0	0	0	0
15.6 Medicare Title XVIII exempt from state taxes or fees.....	0	0	0	0	0	0	0	0	0	0	0	0
15.7 All other A&H (b).....	0	0	0	0	0	0	0	0	0	0	0	0
15.8 Federal employees health benefits plan premium.....	0	0	0	0	0	0	0	0	0	0	0	0
16. Workers' compensation.....	0	0	0	0	0	0	0	0	0	0	0	0
17.1 Other liability-occurrence.....	2,411,311	2,301,627	0	1,222,244	0	529,315	1,934,061	577	3,542	11,864	282,215	58,851
17.2 Other liability-claims-made.....	0	0	0	0	0	0	0	0	0	0	0	0
17.3 Excess workers' compensation.....	0	0	0	0	0	0	0	0	0	0	0	0
18. Products liability.....	0	0	0	0	0	0	0	0	0	0	0	0
19.1 Private passenger auto no-fault (personal injury protection).....	50,164,651	49,541,400	0	20,427,302	33,143,271	30,593,788	70,211,990	2,027,016	1,145,166	18,642,473	2,824,972	1,068,571
19.2 Other private passenger auto liability.....	287,041,777	277,856,575	0	120,458,183	179,267,078	198,505,119	225,707,698	5,799,952	6,509,808	18,452,236	12,421,672	7,225,645
19.3 Commercial auto no-fault (personal injury protection).....	0	0	0	0	0	0	0	0	0	0	0	0
19.4 Other commercial auto liability.....	0	0	0	0	0	0	0	0	0	0	0	0
21.1 Private passenger auto physical damage.....	255,251,643	247,916,371	0	105,620,071	136,943,641	137,747,595	1,876,578	451,623	468,327	85,947	11,313,249	6,183,584
21.2 Commercial auto physical damage.....	0	0	0	0	0	0	0	0	0	0	0	0
22. Aircraft (all perils).....	0	0	0	0	0	0	0	0	0	0	0	0
23. Fidelity.....	0	0	0	0	0	0	0	0	0	0	0	0
24. Surety.....	0	0	0	0	0	0	0	0	0	0	0	0
26. Burglary and theft.....	0	0	0	0	0	0	0	0	0	0	0	0
27. Boiler and machinery.....	0	0	0	0	0	0	0	0	0	0	0	0
28. Credit.....	0	0	0	0	0	0	0	0	0	0	0	0
30. Warranty.....	0	0	0	0	0	0	0	0	0	0	0	0
34. Aggregate write-ins for other lines of business.....	0	0	0	0	0	0	0	0	0	0	0	19,117
35. TOTALS (a).....	737,874,616	720,242,371	0	323,244,777	416,395,136	432,976,272	317,874,617	9,528,556	9,320,228	37,925,137	34,433,613	18,162,076

DETAILS OF WRITE-INS

3401. MISCELLANEOUS.....	0	0	0	0	0	0	0	0	0	0	0	19,117
3402.	0	0	0	0	0	0	0	0	0	0	0	0
3403.	0	0	0	0	0	0	0	0	0	0	0	0
3498. Summary of remaining write-ins for Line 34 from overflow page.....	0	0	0	0	0	0	0	0	0	0	0	0
3499. TOTALS (Lines 3401 through 3403 plus 3498) (Line 34 above).....	0	0	0	0	0	0	0	0	0	0	0	19,117

(a) Finance and service charges not included in Lines 1 to 35 \$.....1,076,684.

(b) For health business on indicated lines report: Number of persons insured under PPO managed care products.....0 and number of persons insured under indemnity only products.....0.

EXHIBIT OF PREMIUMS AND LOSSES (Statutory Page 14)



NAIC Group Code....241 NAIC Company Code....34339

BUSINESS IN THE STATE OF HAWAII DURING THE YEAR

19 HI

Line of Business	Gross Premiums, Including Policy and Membership Fees, Less Return Premiums and Premiums on Policies not Taken		Dividends Paid or Credited to Policyholders on Direct Business	Direct Unearned Premium Reserves	Direct Losses Paid (deducting salvage)	Direct Losses Incurred	Direct Losses Unpaid	Direct Defense and Cost Containment Expense Paid	Direct Defense and Cost Containment Expense Incurred	Direct Defense and Cost Containment Expense Unpaid	Commissions and Brokerage Expenses	Taxes, Licenses and Fees
	Direct Premiums Written	Direct Premiums Earned										
1. Fire.....	0	0	0	0	0	0	0	0	0	0	0	0
2.1 Allied lines.....	0	0	0	0	0	0	0	0	0	0	0	0
2.2 Multiple peril crop.....	0	0	0	0	0	0	0	0	0	0	0	0
2.3 Federal flood.....	0	0	0	0	0	0	0	0	0	0	0	0
2.4 Private crop.....	0	0	0	0	0	0	0	0	0	0	0	0
2.5 Private flood.....	0	0	0	0	0	0	0	0	0	0	0	0
3. Farmowners multiple peril.....	0	0	0	0	0	0	0	0	0	0	0	0
4. Homeowners multiple peril.....	0	0	0	0	0	0	0	0	0	0	0	0
5.1 Commercial multiple peril (non-liability portion).....	0	0	0	0	0	0	0	0	0	0	0	0
5.2 Commercial multiple peril (liability portion).....	0	0	0	0	0	0	0	0	0	0	0	0
6. Mortgage guaranty.....	0	0	0	0	0	0	0	0	0	0	0	0
8. Ocean marine.....	0	0	0	0	0	0	0	0	0	0	0	0
9. Inland marine.....	0	0	0	0	0	0	0	0	0	0	0	0
10. Financial guaranty.....	0	0	0	0	0	0	0	0	0	0	0	0
11. Medical professional liability.....	0	0	0	0	0	0	0	0	0	0	0	0
12. Earthquake.....	0	0	0	0	0	0	0	0	0	0	0	0
13. Group accident and health (b).....	0	0	0	0	0	0	0	0	0	0	0	0
14. Credit A&H (group and individual).....	0	0	0	0	0	0	0	0	0	0	0	0
15.1 Collectively renewable A&H (b).....	0	0	0	0	0	0	0	0	0	0	0	0
15.2 Non-cancelable A&H (b).....	0	0	0	0	0	0	0	0	0	0	0	0
15.3 Guaranteed renewable A&H (b).....	0	0	0	0	0	0	0	0	0	0	0	0
15.4 Non-renewable for stated reasons only (b).....	0	0	0	0	0	0	0	0	0	0	0	0
15.5 Other accident only.....	0	0	0	0	0	0	0	0	0	0	0	0
15.6 Medicare Title XVIII exempt from state taxes or fees.....	0	0	0	0	0	0	0	0	0	0	0	0
15.7 All other A&H (b).....	0	0	0	0	0	0	0	0	0	0	0	0
15.8 Federal employees health benefits plan premium.....	0	0	0	0	0	0	0	0	0	0	0	0
16. Workers' compensation.....	0	0	0	0	0	0	0	0	0	0	0	0
17.1 Other liability-occurrence.....	0	0	0	0	0	0	0	0	0	0	0	0
17.2 Other liability-claims-made.....	0	0	0	0	0	0	0	0	0	0	0	0
17.3 Excess workers' compensation.....	0	0	0	0	0	0	0	0	0	0	0	0
18. Products liability.....	0	0	0	0	0	0	0	0	0	0	0	0
19.1 Private passenger auto no-fault (personal injury protection).....	0	0	0	0	0	0	0	0	0	0	0	0
19.2 Other private passenger auto liability.....	0	0	0	0	0	0	0	0	0	0	0	0
19.3 Commercial auto no-fault (personal injury protection).....	0	0	0	0	0	0	0	0	0	0	0	0
19.4 Other commercial auto liability.....	0	0	0	0	0	0	0	0	0	0	0	0
21.1 Private passenger auto physical damage.....	0	0	0	0	0	0	0	0	0	0	0	0
21.2 Commercial auto physical damage.....	0	0	0	0	0	0	0	0	0	0	0	0
22. Aircraft (all perils).....	0	0	0	0	0	0	0	0	0	0	0	0
23. Fidelity.....	0	0	0	0	0	0	0	0	0	0	0	0
24. Surety.....	0	0	0	0	0	0	0	0	0	0	0	0
26. Burglary and theft.....	0	0	0	0	0	0	0	0	0	0	0	0
27. Boiler and machinery.....	0	0	0	0	0	0	0	0	0	0	0	0
28. Credit.....	0	0	0	0	0	0	0	0	0	0	0	0
30. Warranty.....	0	0	0	0	0	0	0	0	0	0	0	0
34. Aggregate write-ins for other lines of business.....	0	0	0	0	0	0	0	0	0	0	0	0
35. TOTALS (a).....	0	0	0	0	0	0	0	0	0	0	0	0

DETAILS OF WRITE-INS

3401. MISCELLANEOUS.....	0	0	0	0	0	0	0	0	0	0	0	0
3402.	0	0	0	0	0	0	0	0	0	0	0	0
3403.	0	0	0	0	0	0	0	0	0	0	0	0
3498. Summary of remaining write-ins for Line 34 from overflow page.....	0	0	0	0	0	0	0	0	0	0	0	0
3499. TOTALS (Lines 3401 through 3403 plus 3498) (Line 34 above).....	0	0	0	0	0	0	0	0	0	0	0	0

(a) Finance and service charges not included in Lines 1 to 35 \$.....0.

(b) For health business on indicated lines report: Number of persons insured under PPO managed care products.....0 and number of persons insured under indemnity only products.....0.

EXHIBIT OF PREMIUMS AND LOSSES (Statutory Page 14)



NAIC Group Code....241 NAIC Company Code....34339

BUSINESS IN THE STATE OF IOWA DURING THE YEAR

191A

Line of Business	Gross Premiums, Including Policy and Membership Fees, Less Return Premiums and Premiums on Policies not Taken		Dividends Paid or Credited to Policyholders on Direct Business	Direct Unearned Premium Reserves	Direct Losses Paid (deducting salvage)	Direct Losses Incurred	Direct Losses Unpaid	Direct Defense and Cost Containment Expense Paid	Direct Defense and Cost Containment Expense Incurred	Direct Defense and Cost Containment Expense Unpaid	Commissions and Brokerage Expenses	Taxes, Licenses and Fees
	1 Direct Premiums Written	2 Direct Premiums Earned										
1. Fire.....	0	0	0	0	0	0	0	0	0	0	0	0
2.1 Allied lines.....	0	0	0	0	0	0	0	0	0	0	0	0
2.2 Multiple peril crop.....	0	0	0	0	0	0	0	0	0	0	0	0
2.3 Federal flood.....	0	0	0	0	0	0	0	0	0	0	0	0
2.4 Private crop.....	0	0	0	0	0	0	0	0	0	0	0	0
2.5 Private flood.....	0	0	0	0	0	0	0	0	0	0	0	0
3. Farmowners multiple peril.....	0	0	0	0	0	0	0	0	0	0	0	0
4. Homeowners multiple peril.....	1,098,514	1,077,552	0	599,980	360,103	337,511	45,478	0	(628)	1,578	40,001	22,010
5.1 Commercial multiple peril (non-liability portion).....	0	0	0	0	0	0	0	0	0	0	0	0
5.2 Commercial multiple peril (liability portion).....	0	0	0	0	0	0	0	0	0	0	0	0
6. Mortgage guaranty.....	0	0	0	0	0	0	0	0	0	0	0	0
8. Ocean marine.....	0	0	0	0	0	0	0	0	0	0	0	0
9. Inland marine.....	16,753	16,220	0	9,021	10,305	10,058	481	0	(7)	14	620	336
10. Financial guaranty.....	0	0	0	0	0	0	0	0	0	0	0	0
11. Medical professional liability.....	0	0	0	0	0	0	0	0	0	0	0	0
12. Earthquake.....	303	402	0	243	0	(15)	25	0	0	0	11	6
13. Group accident and health (b).....	0	0	0	0	0	0	0	0	0	0	0	0
14. Credit A&H (group and individual).....	0	0	0	0	0	0	0	0	0	0	0	0
15.1 Collectively renewable A&H (b).....	0	0	0	0	0	0	0	0	0	0	0	0
15.2 Non-cancelable A&H (b).....	0	0	0	0	0	0	0	0	0	0	0	0
15.3 Guaranteed renewable A&H (b).....	0	0	0	0	0	0	0	0	0	0	0	0
15.4 Non-renewable for stated reasons only (b).....	0	0	0	0	0	0	0	0	0	0	0	0
15.5 Other accident only.....	0	0	0	0	0	0	0	0	0	0	0	0
15.6 Medicare Title XVIII exempt from state taxes or fees.....	0	0	0	0	0	0	0	0	0	0	0	0
15.7 All other A&H (b).....	0	0	0	0	0	0	0	0	0	0	0	0
15.8 Federal employees health benefits plan premium.....	0	0	0	0	0	0	0	0	0	0	0	0
16. Workers' compensation.....	0	0	0	0	0	0	0	0	0	0	0	0
17.1 Other liability-occurrence.....	0	0	0	0	0	0	0	0	0	0	0	0
17.2 Other liability-claims-made.....	0	0	0	0	0	0	0	0	0	0	0	0
17.3 Excess workers' compensation.....	0	0	0	0	0	0	0	0	0	0	0	0
18. Products liability.....	0	0	0	0	0	0	0	0	0	0	0	0
19.1 Private passenger auto no-fault (personal injury protection).....	0	0	0	0	0	0	0	0	0	0	0	0
19.2 Other private passenger auto liability.....	1,368,954	1,263,821	0	622,846	676,116	579,464	488,549	17,950	5,912	36,258	44,145	27,438
19.3 Commercial auto no-fault (personal injury protection).....	0	0	0	0	0	0	0	0	0	0	0	0
19.4 Other commercial auto liability.....	0	0	0	0	0	0	0	0	0	0	0	0
21.1 Private passenger auto physical damage.....	1,696,711	1,558,470	0	774,129	945,146	917,633	21,079	1,429	2,006	538	54,708	33,988
21.2 Commercial auto physical damage.....	0	0	0	0	0	0	0	0	0	0	0	0
22. Aircraft (all perils).....	0	0	0	0	0	0	0	0	0	0	0	0
23. Fidelity.....	0	0	0	0	0	0	0	0	0	0	0	0
24. Surety.....	0	0	0	0	0	0	0	0	0	0	0	0
26. Burglary and theft.....	0	0	0	0	0	0	0	0	0	0	0	0
27. Boiler and machinery.....	0	0	0	0	0	0	0	0	0	0	0	0
28. Credit.....	0	0	0	0	0	0	0	0	0	0	0	0
30. Warranty.....	0	0	0	0	0	0	0	0	0	0	0	0
34. Aggregate write-ins for other lines of business.....	0	0	0	0	0	0	0	0	0	0	0	0
35. TOTALS (a).....	4,181,235	3,916,465	0	2,006,219	1,991,670	1,844,651	555,612	19,379	7,283	38,388	139,485	83,778

DETAILS OF WRITE-INS

3401. MISCELLANEOUS.....	0	0	0	0	0	0	0	0	0	0	0	0
3402.	0	0	0	0	0	0	0	0	0	0	0	0
3403.	0	0	0	0	0	0	0	0	0	0	0	0
3498. Summary of remaining write-ins for Line 34 from overflow page.....	0	0	0	0	0	0	0	0	0	0	0	0
3499. TOTALS (Lines 3401 through 3403 plus 3498) (Line 34 above).....	0	0	0	0	0	0	0	0	0	0	0	0

(a) Finance and service charges not included in Lines 1 to 35 \$.....4,573.

(b) For health business on indicated lines report: Number of persons insured under PPO managed care products.....0 and number of persons insured under indemnity only products.....0.

EXHIBIT OF PREMIUMS AND LOSSES (Statutory Page 14)



NAIC Group Code....241 NAIC Company Code....34339

BUSINESS IN THE STATE OF IDAHO DURING THE YEAR

Line of Business	Gross Premiums, Including Policy and Membership Fees, Less Return Premiums and Premiums on Policies not Taken		3 Dividends Paid or Credited to Policyholders on Direct Business	4 Direct Unearned Premium Reserves	5 Direct Losses Paid (deducting salvage)	6 Direct Losses Incurred	7 Direct Losses Unpaid	8 Direct Defense and Cost Containment Expense Paid	9 Direct Defense and Cost Containment Expense Incurred	10 Direct Defense and Cost Containment Expense Unpaid	11 Commissions and Brokerage Expenses	12 Taxes, Licenses and Fees
	1 Direct Premiums Written	2 Direct Premiums Earned										
1. Fire.....	0	0	0	0	0	0	0	0	0	0	0	0
2.1 Allied lines.....	0	0	0	0	0	0	0	0	0	0	0	0
2.2 Multiple peril crop.....	0	0	0	0	0	0	0	0	0	0	0	0
2.3 Federal flood.....	0	0	0	0	0	0	0	0	0	0	0	0
2.4 Private crop.....	0	0	0	0	0	0	0	0	0	0	0	0
2.5 Private flood.....	0	0	0	0	0	0	0	0	0	0	0	0
3. Farmowners multiple peril.....	0	0	0	0	0	0	0	0	0	0	0	0
4. Homeowners multiple peril.....	1,670,827	1,565,339	0	879,169	864,937	749,809	92,757	290	(2,708)	3,129	76,559	34,177
5.1 Commercial multiple peril (non-liability portion).....	0	0	0	0	0	0	0	0	0	0	0	0
5.2 Commercial multiple peril (liability portion).....	0	0	0	0	0	0	0	0	0	0	0	0
6. Mortgage guaranty.....	0	0	0	0	0	0	0	0	0	0	0	0
8. Ocean marine.....	0	0	0	0	0	0	0	0	0	0	0	0
9. Inland marine.....	37,853	39,940	0	19,346	13,917	12,881	2,079	0	(41)	77	1,715	771
10. Financial guaranty.....	0	0	0	0	0	0	0	0	0	0	0	0
11. Medical professional liability.....	0	0	0	0	0	0	0	0	0	0	0	0
12. Earthquake.....	5,854	6,227	0	2,600	0	(193)	395	0	(6)	3	256	119
13. Group accident and health (b).....	0	0	0	0	0	0	0	0	0	0	0	0
14. Credit A&H (group and individual).....	0	0	0	0	0	0	0	0	0	0	0	0
15.1 Collectively renewable A&H (b).....	0	0	0	0	0	0	0	0	0	0	0	0
15.2 Non-cancelable A&H (b).....	0	0	0	0	0	0	0	0	0	0	0	0
15.3 Guaranteed renewable A&H (b).....	0	0	0	0	0	0	0	0	0	0	0	0
15.4 Non-renewable for stated reasons only (b).....	0	0	0	0	0	0	0	0	0	0	0	0
15.5 Other accident only.....	0	0	0	0	0	0	0	0	0	0	0	0
15.6 Medicare Title XVIII exempt from state taxes or fees.....	0	0	0	0	0	0	0	0	0	0	0	0
15.7 All other A&H (b).....	0	0	0	0	0	0	0	0	0	0	0	0
15.8 Federal employees health benefits plan premium.....	0	0	0	0	0	0	0	0	0	0	0	0
16. Workers' compensation.....	0	0	0	0	0	0	0	0	0	0	0	0
17.1 Other liability-occurrence.....	0	0	0	0	0	0	0	0	0	0	0	0
17.2 Other liability-claims-made.....	0	0	0	0	0	0	0	0	0	0	0	0
17.3 Excess workers' compensation.....	0	0	0	0	0	0	0	0	0	0	0	0
18. Products liability.....	0	0	0	0	0	0	0	0	0	0	0	0
19.1 Private passenger auto no-fault (personal injury protection).....	0	0	0	0	0	0	0	0	0	0	0	0
19.2 Other private passenger auto liability.....	3,064,948	2,888,962	0	1,364,208	2,324,669	2,278,527	2,396,529	33,104	23,751	196,621	137,414	62,686
19.3 Commercial auto no-fault (personal injury protection).....	0	0	0	0	0	0	0	0	0	0	0	0
19.4 Other commercial auto liability.....	0	0	0	0	0	0	0	0	0	0	0	0
21.1 Private passenger auto physical damage.....	3,003,199	2,825,300	0	1,325,853	1,573,299	1,641,057	95,015	3,212	1,976	(986)	134,024	61,424
21.2 Commercial auto physical damage.....	0	0	0	0	0	0	0	0	0	0	0	0
22. Aircraft (all perils).....	0	0	0	0	0	0	0	0	0	0	0	0
23. Fidelity.....	0	0	0	0	0	0	0	0	0	0	0	0
24. Surety.....	0	0	0	0	0	0	0	0	0	0	0	0
26. Burglary and theft.....	0	0	0	0	0	0	0	0	0	0	0	0
27. Boiler and machinery.....	0	0	0	0	0	0	0	0	0	0	0	0
28. Credit.....	0	0	0	0	0	0	0	0	0	0	0	0
30. Warranty.....	0	0	0	0	0	0	0	0	0	0	0	0
34. Aggregate write-ins for other lines of business.....	0	0	0	0	0	0	0	0	0	0	0	0
35. TOTALS (a).....	7,782,681	7,325,768	0	3,591,176	4,776,822	4,682,081	2,586,775	36,606	22,972	198,844	349,968	159,177

DETAILS OF WRITE-INS

3401. MISCELLANEOUS.....	0	0	0	0	0	0	0	0	0	0	0	0
3402.	0	0	0	0	0	0	0	0	0	0	0	0
3403.	0	0	0	0	0	0	0	0	0	0	0	0
3498. Summary of remaining write-ins for Line 34 from overflow page.....	0	0	0	0	0	0	0	0	0	0	0	0
3499. TOTALS (Lines 3401 through 3403 plus 3498) (Line 34 above).....	0	0	0	0	0	0	0	0	0	0	0	0

(a) Finance and service charges not included in Lines 1 to 35 \$.....13,623.

(b) For health business on indicated lines report: Number of persons insured under PPO managed care products.....0 and number of persons insured under indemnity only products.....0.

19.ID

EXHIBIT OF PREMIUMS AND LOSSES (Statutory Page 14)



NAIC Group Code....241 NAIC Company Code....34339

BUSINESS IN THE STATE OF ILLINOIS DURING THE YEAR

191L

Line of Business	Gross Premiums, Including Policy and Membership Fees, Less Return Premiums and Premiums on Policies not Taken		Dividends Paid or Credited to Policyholders on Direct Business	Direct Unearned Premium Reserves	Direct Losses Paid (deducting salvage)	Direct Losses Incurred	Direct Losses Unpaid	Direct Defense and Cost Containment Expense Paid	Direct Defense and Cost Containment Expense Incurred	Direct Defense and Cost Containment Expense Unpaid	Commissions and Brokerage Expenses	Taxes, Licenses and Fees
	1 Direct Premiums Written	2 Direct Premiums Earned										
1. Fire.....	0	0	0	0	0	0	0	0	0	0	0	0
2.1 Allied lines.....	0	0	0	0	0	0	0	0	0	0	0	0
2.2 Multiple peril crop.....	0	0	0	0	0	0	0	0	0	0	0	0
2.3 Federal flood.....	0	0	0	0	0	0	0	0	0	0	0	0
2.4 Private crop.....	0	0	0	0	0	0	0	0	0	0	0	0
2.5 Private flood.....	0	0	0	0	0	0	0	0	0	0	0	0
3. Farmowners multiple peril.....	0	0	0	0	0	0	0	0	0	0	0	0
4. Homeowners multiple peril.....	11,047,343	11,285,383	0	5,840,979	6,561,160	6,188,542	1,178,805	111,873	95,968	39,744	510,189	290,894
5.1 Commercial multiple peril (non-liability portion).....	0	0	0	0	0	0	0	0	0	0	0	0
5.2 Commercial multiple peril (liability portion).....	0	0	0	0	0	0	0	0	0	0	0	0
6. Mortgage guaranty.....	0	0	0	0	0	0	0	0	0	0	0	0
8. Ocean marine.....	0	0	0	0	0	0	0	0	0	0	0	0
9. Inland marine.....	249,389	263,201	0	131,629	153,871	118,882	27,405	3,348	2,385	760	11,202	6,582
10. Financial guaranty.....	0	0	0	0	0	0	0	0	0	0	0	0
11. Medical professional liability.....	0	0	0	0	0	0	0	0	0	0	0	0
12. Earthquake.....	21,868	23,860	0	11,309	0	(1,169)	1,389	0	(28)	18	1,029	575
13. Group accident and health (b).....	0	0	0	0	0	0	0	0	0	0	0	0
14. Credit A&H (group and individual).....	0	0	0	0	0	0	0	0	0	0	0	0
15.1 Collectively renewable A&H (b).....	0	0	0	0	0	0	0	0	0	0	0	0
15.2 Non-cancelable A&H (b).....	0	0	0	0	0	0	0	0	0	0	0	0
15.3 Guaranteed renewable A&H (b).....	0	0	0	0	0	0	0	0	0	0	0	0
15.4 Non-renewable for stated reasons only (b).....	0	0	0	0	0	0	0	0	0	0	0	0
15.5 Other accident only.....	0	0	0	0	0	0	0	0	0	0	0	0
15.6 Medicare Title XVIII exempt from state taxes or fees.....	0	0	0	0	0	0	0	0	0	0	0	0
15.7 All other A&H (b).....	0	0	0	0	0	0	0	0	0	0	0	0
15.8 Federal employees health benefits plan premium.....	0	0	0	0	0	0	0	0	0	0	0	0
16. Workers' compensation.....	0	0	0	0	0	0	0	0	0	0	0	0
17.1 Other liability-occurrence.....	0	0	0	0	0	0	0	0	0	0	0	0
17.2 Other liability-claims-made.....	0	0	0	0	0	0	0	0	0	0	0	0
17.3 Excess workers' compensation.....	0	0	0	0	0	0	0	0	0	0	0	0
18. Products liability.....	0	0	0	0	0	0	0	0	0	0	0	0
19.1 Private passenger auto no-fault (personal injury protection).....	0	0	0	0	0	0	0	0	0	0	0	0
19.2 Other private passenger auto liability.....	15,803,204	15,758,365	0	6,397,462	9,858,139	8,298,659	9,797,341	436,047	262,993	787,536	678,464	357,458
19.3 Commercial auto no-fault (personal injury protection).....	0	0	0	0	0	0	0	0	0	0	0	0
19.4 Other commercial auto liability.....	0	0	0	0	0	0	0	0	0	0	0	0
21.1 Private passenger auto physical damage.....	13,806,594	13,397,038	0	5,618,156	6,779,672	6,795,341	114,943	35,757	35,751	3,781	590,188	312,428
21.2 Commercial auto physical damage.....	0	0	0	0	0	0	0	0	0	0	0	0
22. Aircraft (all perils).....	0	0	0	0	0	0	0	0	0	0	0	0
23. Fidelity.....	0	0	0	0	0	0	0	0	0	0	0	0
24. Surety.....	0	0	0	0	0	0	0	0	0	0	0	0
26. Burglary and theft.....	0	0	0	0	0	0	0	0	0	0	0	0
27. Boiler and machinery.....	0	0	0	0	0	0	0	0	0	0	0	0
28. Credit.....	0	0	0	0	0	0	0	0	0	0	0	0
30. Warranty.....	0	0	0	0	0	0	0	0	0	0	0	0
34. Aggregate write-ins for other lines of business.....	0	0	0	0	0	0	0	0	0	0	0	0
35. TOTALS (a).....	40,928,398	40,727,847	0	17,999,535	23,352,842	21,400,255	11,119,883	587,025	397,069	831,839	1,791,072	967,937

DETAILS OF WRITE-INS

3401. MISCELLANEOUS.....	0	0	0	0	0	0	0	0	0	0	0	0
3402.	0	0	0	0	0	0	0	0	0	0	0	0
3403.	0	0	0	0	0	0	0	0	0	0	0	0
3498. Summary of remaining write-ins for Line 34 from overflow page.....	0	0	0	0	0	0	0	0	0	0	0	0
3499. TOTALS (Lines 3401 through 3403 plus 3498) (Line 34 above).....	0	0	0	0	0	0	0	0	0	0	0	0

(a) Finance and service charges not included in Lines 1 to 35 \$.....59,579.

(b) For health business on indicated lines report: Number of persons insured under PPO managed care products.....0 and number of persons insured under indemnity only products.....0.

EXHIBIT OF PREMIUMS AND LOSSES (Statutory Page 14)



NAIC Group Code....241 NAIC Company Code....34339

BUSINESS IN THE STATE OF INDIANA DURING THE YEAR

1916

Line of Business	Gross Premiums, Including Policy and Membership Fees, Less Return Premiums and Premiums on Policies not Taken		3 Dividends Paid or Credited to Policyholders on Direct Business	4 Direct Unearned Premium Reserves	5 Direct Losses Paid (deducting salvage)	6 Direct Losses Incurred	7 Direct Losses Unpaid	8 Direct Defense and Cost Containment Expense Paid	9 Direct Defense and Cost Containment Expense Incurred	10 Direct Defense and Cost Containment Expense Unpaid	11 Commissions and Brokerage Expenses	12 Taxes, Licenses and Fees
	1 Direct Premiums Written	2 Direct Premiums Earned										
1. Fire.....	0	0	0	0	0	0	0	0	0	0	0	0
2.1 Allied lines.....	0	0	0	0	0	0	0	0	0	0	0	0
2.2 Multiple peril crop.....	0	0	0	0	0	0	0	0	0	0	0	0
2.3 Federal flood.....	0	0	0	0	0	0	0	0	0	0	0	0
2.4 Private crop.....	0	0	0	0	0	0	0	0	0	0	0	0
2.5 Private flood.....	0	0	0	0	0	0	0	0	0	0	0	0
3. Farmowners multiple peril.....	0	0	0	0	0	0	0	0	0	0	0	0
4. Homeowners multiple peril.....	5,907,391	6,049,924	0	3,157,643	2,708,877	2,829,393	881,658	10,563	11,964	30,711	259,710	117,798
5.1 Commercial multiple peril (non-liability portion).....	0	0	0	0	0	0	0	0	0	0	0	0
5.2 Commercial multiple peril (liability portion).....	0	0	0	0	0	0	0	0	0	0	0	0
6. Mortgage guaranty.....	0	0	0	0	0	0	0	0	0	0	0	0
8. Ocean marine.....	0	0	0	0	0	0	0	0	0	0	0	0
9. Inland marine.....	72,443	73,358	0	39,645	24,004	27,546	7,937	2,751	2,798	218	3,172	1,449
10. Financial guaranty.....	0	0	0	0	0	0	0	0	0	0	0	0
11. Medical professional liability.....	0	0	0	0	0	0	0	0	0	0	0	0
12. Earthquake.....	18,403	18,878	0	10,080	0	(248)	1,192	0	(12)	15	802	366
13. Group accident and health (b).....	0	0	0	0	0	0	0	0	0	0	0	0
14. Credit A&H (group and individual).....	0	0	0	0	0	0	0	0	0	0	0	0
15.1 Collectively renewable A&H (b).....	0	0	0	0	0	0	0	0	0	0	0	0
15.2 Non-cancelable A&H (b).....	0	0	0	0	0	0	0	0	0	0	0	0
15.3 Guaranteed renewable A&H (b).....	0	0	0	0	0	0	0	0	0	0	0	0
15.4 Non-renewable for stated reasons only (b).....	0	0	0	0	0	0	0	0	0	0	0	0
15.5 Other accident only.....	0	0	0	0	0	0	0	0	0	0	0	0
15.6 Medicare Title XVIII exempt from state taxes or fees.....	0	0	0	0	0	0	0	0	0	0	0	0
15.7 All other A&H (b).....	0	0	0	0	0	0	0	0	0	0	0	0
15.8 Federal employees health benefits plan premium.....	0	0	0	0	0	0	0	0	0	0	0	0
16. Workers' compensation.....	0	0	0	0	0	0	0	0	0	0	0	0
17.1 Other liability-occurrence.....	0	0	0	0	0	0	0	0	0	0	0	0
17.2 Other liability-claims-made.....	0	0	0	0	0	0	0	0	0	0	0	0
17.3 Excess workers' compensation.....	0	0	0	0	0	0	0	0	0	0	0	0
18. Products liability.....	0	0	0	0	0	0	0	0	0	0	0	0
19.1 Private passenger auto no-fault (personal injury protection).....	0	0	0	0	0	0	0	0	0	0	0	0
19.2 Other private passenger auto liability.....	8,500,948	8,296,675	0	3,660,552	5,383,482	6,900,634	6,245,433	161,360	262,595	503,946	379,210	169,524
19.3 Commercial auto no-fault (personal injury protection).....	0	0	0	0	0	0	0	0	0	0	0	0
19.4 Other commercial auto liability.....	0	0	0	0	0	0	0	0	0	0	0	0
21.1 Private passenger auto physical damage.....	7,453,881	7,206,287	0	3,164,658	4,466,139	4,616,865	158,383	9,383	8,107	2,243	333,816	148,638
21.2 Commercial auto physical damage.....	0	0	0	0	0	0	0	0	0	0	0	0
22. Aircraft (all perils).....	0	0	0	0	0	0	0	0	0	0	0	0
23. Fidelity.....	0	0	0	0	0	0	0	0	0	0	0	0
24. Surety.....	0	0	0	0	0	0	0	0	0	0	0	0
26. Burglary and theft.....	0	0	0	0	0	0	0	0	0	0	0	0
27. Boiler and machinery.....	0	0	0	0	0	0	0	0	0	0	0	0
28. Credit.....	0	0	0	0	0	0	0	0	0	0	0	0
30. Warranty.....	0	0	0	0	0	0	0	0	0	0	0	0
34. Aggregate write-ins for other lines of business.....	0	0	0	0	0	0	0	0	0	0	0	0
35. TOTALS (a).....	21,953,066	21,645,122	0	10,032,578	12,582,502	14,374,190	7,294,603	184,057	285,452	537,133	976,710	437,775

DETAILS OF WRITE-INS

3401. MISCELLANEOUS.....	0	0	0	0	0	0	0	0	0	0	0	0
3402.	0	0	0	0	0	0	0	0	0	0	0	0
3403.	0	0	0	0	0	0	0	0	0	0	0	0
3498. Summary of remaining write-ins for Line 34 from overflow page.....	0	0	0	0	0	0	0	0	0	0	0	0
3499. TOTALS (Lines 3401 through 3403 plus 3498) (Line 34 above).....	0	0	0	0	0	0	0	0	0	0	0	0

(a) Finance and service charges not included in Lines 1 to 35 \$.....35,282.

(b) For health business on indicated lines report: Number of persons insured under PPO managed care products.....0 and number of persons insured under indemnity only products.....0.

EXHIBIT OF PREMIUMS AND LOSSES (Statutory Page 14)



NAIC Group Code....241 NAIC Company Code....34339

BUSINESS IN THE STATE OF KANSAS DURING THE YEAR

19.KS

Line of Business	Gross Premiums, Including Policy and Membership Fees, Less Return Premiums and Premiums on Policies not Taken		3 Dividends Paid or Credited to Policyholders on Direct Business	4 Direct Unearned Premium Reserves	5 Direct Losses Paid (deducting salvage)	6 Direct Losses Incurred	7 Direct Losses Unpaid	8 Direct Defense and Cost Containment Expense Paid	9 Direct Defense and Cost Containment Expense Incurred	10 Direct Defense and Cost Containment Expense Unpaid	11 Commissions and Brokerage Expenses	12 Taxes, Licenses and Fees
	1 Direct Premiums Written	2 Direct Premiums Earned										
1. Fire.....	0	0	0	0	0	0	0	0	0	0	0	0
2.1 Allied lines.....	0	0	0	0	0	0	0	0	0	0	0	0
2.2 Multiple peril crop.....	0	0	0	0	0	0	0	0	0	0	0	0
2.3 Federal flood.....	0	0	0	0	0	0	0	0	0	0	0	0
2.4 Private crop.....	0	0	0	0	0	0	0	0	0	0	0	0
2.5 Private flood.....	0	0	0	0	0	0	0	0	0	0	0	0
3. Farmowners multiple peril.....	0	0	0	0	0	0	0	0	0	0	0	0
4. Homeowners multiple peril.....	0	0	0	0	0	0	0	0	0	0	0	0
5.1 Commercial multiple peril (non-liability portion).....	0	0	0	0	0	0	0	0	0	0	0	0
5.2 Commercial multiple peril (liability portion).....	0	0	0	0	0	0	0	0	0	0	0	0
6. Mortgage guaranty.....	0	0	0	0	0	0	0	0	0	0	0	0
8. Ocean marine.....	0	0	0	0	0	0	0	0	0	0	0	0
9. Inland marine.....	0	0	0	0	0	0	0	0	0	0	0	0
10. Financial guaranty.....	0	0	0	0	0	0	0	0	0	0	0	0
11. Medical professional liability.....	0	0	0	0	0	0	0	0	0	0	0	0
12. Earthquake.....	0	0	0	0	0	0	0	0	0	0	0	0
13. Group accident and health (b).....	0	0	0	0	0	0	0	0	0	0	0	0
14. Credit A&H (group and individual).....	0	0	0	0	0	0	0	0	0	0	0	0
15.1 Collectively renewable A&H (b).....	0	0	0	0	0	0	0	0	0	0	0	0
15.2 Non-cancelable A&H (b).....	0	0	0	0	0	0	0	0	0	0	0	0
15.3 Guaranteed renewable A&H (b).....	0	0	0	0	0	0	0	0	0	0	0	0
15.4 Non-renewable for stated reasons only (b).....	0	0	0	0	0	0	0	0	0	0	0	0
15.5 Other accident only.....	0	0	0	0	0	0	0	0	0	0	0	0
15.6 Medicare Title XVIII exempt from state taxes or fees.....	0	0	0	0	0	0	0	0	0	0	0	0
15.7 All other A&H (b).....	0	0	0	0	0	0	0	0	0	0	0	0
15.8 Federal employees health benefits plan premium.....	0	0	0	0	0	0	0	0	0	0	0	0
16. Workers' compensation.....	0	0	0	0	0	0	0	0	0	0	0	0
17.1 Other liability-occurrence.....	0	0	0	0	0	0	0	0	0	0	0	0
17.2 Other liability-claims-made.....	0	0	0	0	0	0	0	0	0	0	0	0
17.3 Excess workers' compensation.....	0	0	0	0	0	0	0	0	0	0	0	0
18. Products liability.....	0	0	0	0	0	0	0	0	0	0	0	0
19.1 Private passenger auto no-fault (personal injury protection).....	360,994	338,835	0	165,723	137,905	214,886	122,994	2,742	23,056	32,657	11,525	7,671
19.2 Other private passenger auto liability.....	2,770,145	2,579,449	0	1,259,634	1,553,822	1,525,197	1,165,586	71,168	63,754	88,714	88,293	58,864
19.3 Commercial auto no-fault (personal injury protection).....	0	0	0	0	0	0	0	0	0	0	0	0
19.4 Other commercial auto liability.....	0	0	0	0	0	0	0	0	0	0	0	0
21.1 Private passenger auto physical damage.....	3,603,252	3,417,630	0	1,600,882	1,404,172	1,458,574	110,730	4,174	3,495	166	114,940	76,552
21.2 Commercial auto physical damage.....	0	0	0	0	0	0	0	0	0	0	0	0
22. Aircraft (all perils).....	0	0	0	0	0	0	0	0	0	0	0	0
23. Fidelity.....	0	0	0	0	0	0	0	0	0	0	0	0
24. Surety.....	0	0	0	0	0	0	0	0	0	0	0	0
26. Burglary and theft.....	0	0	0	0	0	0	0	0	0	0	0	0
27. Boiler and machinery.....	0	0	0	0	0	0	0	0	0	0	0	0
28. Credit.....	0	0	0	0	0	0	0	0	0	0	0	0
30. Warranty.....	0	0	0	0	0	0	0	0	0	0	0	0
34. Aggregate write-ins for other lines of business.....	0	0	0	0	0	0	0	0	0	0	0	0
35. TOTALS (a).....	6,734,391	6,335,914	0	3,026,239	3,095,899	3,198,657	1,399,310	78,084	90,305	121,537	214,758	143,087

DETAILS OF WRITE-INS

3401. MISCELLANEOUS.....	0	0	0	0	0	0	0	0	0	0	0	0
3402.	0	0	0	0	0	0	0	0	0	0	0	0
3403.	0	0	0	0	0	0	0	0	0	0	0	0
3498. Summary of remaining write-ins for Line 34 from overflow page.....	0	0	0	0	0	0	0	0	0	0	0	0
3499. TOTALS (Lines 3401 through 3403 plus 3498) (Line 34 above).....	0	0	0	0	0	0	0	0	0	0	0	0

(a) Finance and service charges not included in Lines 1 to 35 \$.....0.

(b) For health business on indicated lines report: Number of persons insured under PPO managed care products.....0 and number of persons insured under indemnity only products.....0.

EXHIBIT OF PREMIUMS AND LOSSES (Statutory Page 14)



NAIC Group Code....241 NAIC Company Code....34339

BUSINESS IN THE STATE OF KENTUCKY DURING THE YEAR

19.KY

Line of Business	Gross Premiums, Including Policy and Membership Fees, Less Return Premiums and Premiums on Policies not Taken		Dividends Paid or Credited to Policyholders on Direct Business	Direct Unearned Premium Reserves	Direct Losses Paid (deducting salvage)	Direct Losses Incurred	Direct Losses Unpaid	Direct Defense and Cost Containment Expense Paid	Direct Defense and Cost Containment Expense Incurred	Direct Defense and Cost Containment Expense Unpaid	Commissions and Brokerage Expenses	Taxes, Licenses and Fees
	Direct Premiums Written	Direct Premiums Earned										
1. Fire.....	0	0	0	0	0	0	0	0	0	0	0	0
2.1 Allied lines.....	0	0	0	0	0	0	0	0	0	0	0	0
2.2 Multiple peril crop.....	0	0	0	0	0	0	0	0	0	0	0	0
2.3 Federal flood.....	0	0	0	0	0	0	0	0	0	0	0	0
2.4 Private crop.....	0	0	0	0	0	0	0	0	0	0	0	0
2.5 Private flood.....	0	0	0	0	0	0	0	0	0	0	0	0
3. Farmowners multiple peril.....	0	0	0	0	0	0	0	0	0	0	0	0
4. Homeowners multiple peril.....	0	0	0	0	0	0	0	0	0	0	0	0
5.1 Commercial multiple peril (non-liability portion).....	0	0	0	0	0	0	0	0	0	0	0	0
5.2 Commercial multiple peril (liability portion).....	0	0	0	0	0	0	0	0	0	0	0	0
6. Mortgage guaranty.....	0	0	0	0	0	0	0	0	0	0	0	0
8. Ocean marine.....	0	0	0	0	0	0	0	0	0	0	0	0
9. Inland marine.....	0	0	0	0	0	0	0	0	0	0	0	0
10. Financial guaranty.....	0	0	0	0	0	0	0	0	0	0	0	0
11. Medical professional liability.....	0	0	0	0	0	0	0	0	0	0	0	0
12. Earthquake.....	0	0	0	0	0	0	0	0	0	0	0	0
13. Group accident and health (b).....	0	0	0	0	0	0	0	0	0	0	0	0
14. Credit A&H (group and individual).....	0	0	0	0	0	0	0	0	0	0	0	0
15.1 Collectively renewable A&H (b).....	0	0	0	0	0	0	0	0	0	0	0	0
15.2 Non-cancelable A&H (b).....	0	0	0	0	0	0	0	0	0	0	0	0
15.3 Guaranteed renewable A&H (b).....	0	0	0	0	0	0	0	0	0	0	0	0
15.4 Non-renewable for stated reasons only (b).....	0	0	0	0	0	0	0	0	0	0	0	0
15.5 Other accident only.....	0	0	0	0	0	0	0	0	0	0	0	0
15.6 Medicare Title XVIII exempt from state taxes or fees.....	0	0	0	0	0	0	0	0	0	0	0	0
15.7 All other A&H (b).....	0	0	0	0	0	0	0	0	0	0	0	0
15.8 Federal employees health benefits plan premium.....	0	0	0	0	0	0	0	0	0	0	0	0
16. Workers' compensation.....	0	0	0	0	0	0	0	0	0	0	0	0
17.1 Other liability-occurrence.....	0	0	0	0	0	0	0	0	0	0	0	0
17.2 Other liability-claims-made.....	0	0	0	0	0	0	0	0	0	0	0	0
17.3 Excess workers' compensation.....	0	0	0	0	0	0	0	0	0	0	0	0
18. Products liability.....	0	0	0	0	0	0	0	0	0	0	0	0
19.1 Private passenger auto no-fault (personal injury protection).....	0	0	0	0	0	0	0	0	0	0	0	0
19.2 Other private passenger auto liability.....	0	0	0	0	0	0	0	0	0	0	0	0
19.3 Commercial auto no-fault (personal injury protection).....	0	0	0	0	0	0	0	0	0	0	0	0
19.4 Other commercial auto liability.....	0	0	0	0	0	0	0	0	0	0	0	0
21.1 Private passenger auto physical damage.....	0	0	0	0	0	0	0	0	0	0	0	0
21.2 Commercial auto physical damage.....	0	0	0	0	0	0	0	0	0	0	0	0
22. Aircraft (all perils).....	0	0	0	0	0	0	0	0	0	0	0	0
23. Fidelity.....	0	0	0	0	0	0	0	0	0	0	0	0
24. Surety.....	0	0	0	0	0	0	0	0	0	0	0	0
26. Burglary and theft.....	0	0	0	0	0	0	0	0	0	0	0	0
27. Boiler and machinery.....	0	0	0	0	0	0	0	0	0	0	0	0
28. Credit.....	0	0	0	0	0	0	0	0	0	0	0	0
30. Warranty.....	0	0	0	0	0	0	0	0	0	0	0	0
34. Aggregate write-ins for other lines of business.....	0	0	0	0	0	0	0	0	0	0	0	0
35. TOTALS (a).....	0	0	0	0	0	0	0	0	0	0	0	0

DETAILS OF WRITE-INS

3401. MISCELLANEOUS.....	0	0	0	0	0	0	0	0	0	0	0	0
3402.	0	0	0	0	0	0	0	0	0	0	0	0
3403.	0	0	0	0	0	0	0	0	0	0	0	0
3498. Summary of remaining write-ins for Line 34 from overflow page.....	0	0	0	0	0	0	0	0	0	0	0	0
3499. TOTALS (Lines 3401 through 3403 plus 3498) (Line 34 above).....	0	0	0	0	0	0	0	0	0	0	0	0

(a) Finance and service charges not included in Lines 1 to 35 \$.....0.

(b) For health business on indicated lines report: Number of persons insured under PPO managed care products.....0 and number of persons insured under indemnity only products.....0.

EXHIBIT OF PREMIUMS AND LOSSES (Statutory Page 14)



NAIC Group Code....241 NAIC Company Code....34339

BUSINESS IN THE STATE OF LOUISIANA DURING THE YEAR

19.LA

Line of Business	Gross Premiums, Including Policy and Membership Fees, Less Return Premiums and Premiums on Policies not Taken		Dividends Paid or Credited to Policyholders on Direct Business	Direct Unearned Premium Reserves	Direct Losses Paid (deducting salvage)	Direct Losses Incurred	Direct Losses Unpaid	Direct Defense and Cost Containment Expense Paid	Direct Defense and Cost Containment Expense Incurred	Direct Defense and Cost Containment Expense Unpaid	Commissions and Brokerage Expenses	Taxes, Licenses and Fees
	Direct Premiums Written	Direct Premiums Earned										
1. Fire.....	0	0	0	0	0	0	0	0	0	0	0	0
2.1 Allied lines.....	0	0	0	0	0	0	0	0	0	0	0	0
2.2 Multiple peril crop.....	0	0	0	0	0	0	0	0	0	0	0	0
2.3 Federal flood.....	0	0	0	0	0	0	0	0	0	0	0	0
2.4 Private crop.....	0	0	0	0	0	0	0	0	0	0	0	0
2.5 Private flood.....	0	0	0	0	0	0	0	0	0	0	0	0
3. Farmowners multiple peril.....	0	0	0	0	0	0	0	0	0	0	0	0
4. Homeowners multiple peril.....	0	0	0	0	0	0	0	0	0	0	0	0
5.1 Commercial multiple peril (non-liability portion).....	0	0	0	0	0	0	0	0	0	0	0	0
5.2 Commercial multiple peril (liability portion).....	0	0	0	0	0	0	0	0	0	0	0	0
6. Mortgage guaranty.....	0	0	0	0	0	0	0	0	0	0	0	0
8. Ocean marine.....	0	0	0	0	0	0	0	0	0	0	0	0
9. Inland marine.....	0	0	0	0	0	0	0	0	0	0	0	0
10. Financial guaranty.....	0	0	0	0	0	0	0	0	0	0	0	0
11. Medical professional liability.....	0	0	0	0	0	0	0	0	0	0	0	0
12. Earthquake.....	0	0	0	0	0	0	0	0	0	0	0	0
13. Group accident and health (b).....	0	0	0	0	0	0	0	0	0	0	0	0
14. Credit A&H (group and individual).....	0	0	0	0	0	0	0	0	0	0	0	0
15.1 Collectively renewable A&H (b).....	0	0	0	0	0	0	0	0	0	0	0	0
15.2 Non-cancelable A&H (b).....	0	0	0	0	0	0	0	0	0	0	0	0
15.3 Guaranteed renewable A&H (b).....	0	0	0	0	0	0	0	0	0	0	0	0
15.4 Non-renewable for stated reasons only (b).....	0	0	0	0	0	0	0	0	0	0	0	0
15.5 Other accident only.....	0	0	0	0	0	0	0	0	0	0	0	0
15.6 Medicare Title XVIII exempt from state taxes or fees.....	0	0	0	0	0	0	0	0	0	0	0	0
15.7 All other A&H (b).....	0	0	0	0	0	0	0	0	0	0	0	0
15.8 Federal employees health benefits plan premium.....	0	0	0	0	0	0	0	0	0	0	0	0
16. Workers' compensation.....	0	0	0	0	0	0	0	0	0	0	0	0
17.1 Other liability-occurrence.....	0	0	0	0	0	0	0	0	0	0	0	0
17.2 Other liability-claims-made.....	0	0	0	0	0	0	0	0	0	0	0	0
17.3 Excess workers' compensation.....	0	0	0	0	0	0	0	0	0	0	0	0
18. Products liability.....	0	0	0	0	0	0	0	0	0	0	0	0
19.1 Private passenger auto no-fault (personal injury protection).....	0	0	0	0	0	0	0	0	0	0	0	0
19.2 Other private passenger auto liability.....	2,908,947	2,549,786	0	1,388,331	1,691,552	2,134,929	1,634,487	83,323	116,480	134,804	103,622	112,999
19.3 Commercial auto no-fault (personal injury protection).....	0	0	0	0	0	0	0	0	0	0	0	0
19.4 Other commercial auto liability.....	0	0	0	0	0	0	0	0	0	0	0	0
21.1 Private passenger auto physical damage.....	2,258,353	2,015,498	0	1,025,494	1,569,349	1,655,507	135,198	1,143	2,379	1,213	80,361	87,689
21.2 Commercial auto physical damage.....	0	0	0	0	0	0	0	0	0	0	0	0
22. Aircraft (all perils).....	0	0	0	0	0	0	0	0	0	0	0	0
23. Fidelity.....	0	0	0	0	0	0	0	0	0	0	0	0
24. Surety.....	0	0	0	0	0	0	0	0	0	0	0	0
26. Burglary and theft.....	0	0	0	0	0	0	0	0	0	0	0	0
27. Boiler and machinery.....	0	0	0	0	0	0	0	0	0	0	0	0
28. Credit.....	0	0	0	0	0	0	0	0	0	0	0	0
30. Warranty.....	0	0	0	0	0	0	0	0	0	0	0	0
34. Aggregate write-ins for other lines of business.....	0	0	0	0	0	0	0	0	0	0	0	0
35. TOTALS (a).....	5,167,300	4,565,284	0	2,413,825	3,260,901	3,790,436	1,769,685	84,466	118,859	136,017	183,983	200,688

DETAILS OF WRITE-INS

3401. MISCELLANEOUS.....	0	0	0	0	0	0	0	0	0	0	0	0
3402.	0	0	0	0	0	0	0	0	0	0	0	0
3403.	0	0	0	0	0	0	0	0	0	0	0	0
3498. Summary of remaining write-ins for Line 34 from overflow page.....	0	0	0	0	0	0	0	0	0	0	0	0
3499. TOTALS (Lines 3401 through 3403 plus 3498) (Line 34 above).....	0	0	0	0	0	0	0	0	0	0	0	0

(a) Finance and service charges not included in Lines 1 to 35 \$.....4,601.

(b) For health business on indicated lines report: Number of persons insured under PPO managed care products.....0 and number of persons insured under indemnity only products.....0.

EXHIBIT OF PREMIUMS AND LOSSES (Statutory Page 14)



NAIC Group Code....241 NAIC Company Code....34339

BUSINESS IN THE STATE OF MASSACHUSETTS DURING THE YEAR

Line of Business	Gross Premiums, Including Policy and Membership Fees, Less Return Premiums and Premiums on Policies not Taken		3 Dividends Paid or Credited to Policyholders on Direct Business	4 Direct Unearned Premium Reserves	5 Direct Losses Paid (deducting salvage)	6 Direct Losses Incurred	7 Direct Losses Unpaid	8 Direct Defense and Cost Containment Expense Paid	9 Direct Defense and Cost Containment Expense Incurred	10 Direct Defense and Cost Containment Expense Unpaid	11 Commissions and Brokerage Expenses	12 Taxes, Licenses and Fees
	1 Direct Premiums Written	2 Direct Premiums Earned										
1. Fire.....	0	0	0	0	0	0	0	0	0	0	0	0
2.1 Allied lines.....	0	0	0	0	0	0	0	0	0	0	0	0
2.2 Multiple peril crop.....	0	0	0	0	0	0	0	0	0	0	0	0
2.3 Federal flood.....	0	0	0	0	0	0	0	0	0	0	0	0
2.4 Private crop.....	0	0	0	0	0	0	0	0	0	0	0	0
2.5 Private flood.....	0	0	0	0	0	0	0	0	0	0	0	0
3. Farmowners multiple peril.....	0	0	0	0	0	0	0	0	0	0	0	0
4. Homeowners multiple peril.....	0	0	0	0	0	0	0	0	0	0	0	0
5.1 Commercial multiple peril (non-liability portion).....	0	0	0	0	0	0	0	0	0	0	0	0
5.2 Commercial multiple peril (liability portion).....	0	0	0	0	0	0	0	0	0	0	0	0
6. Mortgage guaranty.....	0	0	0	0	0	0	0	0	0	0	0	0
8. Ocean marine.....	0	0	0	0	0	0	0	0	0	0	0	0
9. Inland marine.....	0	0	0	0	0	0	0	0	0	0	0	0
10. Financial guaranty.....	0	0	0	0	0	0	0	0	0	0	0	0
11. Medical professional liability.....	0	0	0	0	0	0	0	0	0	0	0	0
12. Earthquake.....	0	0	0	0	0	0	0	0	0	0	0	0
13. Group accident and health (b).....	0	0	0	0	0	0	0	0	0	0	0	0
14. Credit A&H (group and individual).....	0	0	0	0	0	0	0	0	0	0	0	0
15.1 Collectively renewable A&H (b).....	0	0	0	0	0	0	0	0	0	0	0	0
15.2 Non-cancelable A&H (b).....	0	0	0	0	0	0	0	0	0	0	0	0
15.3 Guaranteed renewable A&H (b).....	0	0	0	0	0	0	0	0	0	0	0	0
15.4 Non-renewable for stated reasons only (b).....	0	0	0	0	0	0	0	0	0	0	0	0
15.5 Other accident only.....	0	0	0	0	0	0	0	0	0	0	0	0
15.6 Medicare Title XVIII exempt from state taxes or fees.....	0	0	0	0	0	0	0	0	0	0	0	0
15.7 All other A&H (b).....	0	0	0	0	0	0	0	0	0	0	0	0
15.8 Federal employees health benefits plan premium.....	0	0	0	0	0	0	0	0	0	0	0	0
16. Workers' compensation.....	0	0	0	0	0	0	0	0	0	0	0	0
17.1 Other liability-occurrence.....	0	0	0	0	0	0	0	0	0	0	0	0
17.2 Other liability-claims-made.....	0	0	0	0	0	0	0	0	0	0	0	0
17.3 Excess workers' compensation.....	0	0	0	0	0	0	0	0	0	0	0	0
18. Products liability.....	0	0	0	0	0	0	0	0	0	0	0	0
19.1 Private passenger auto no-fault (personal injury protection).....	0	0	0	0	0	0	0	0	0	0	0	0
19.2 Other private passenger auto liability.....	0	0	0	0	0	0	0	0	0	0	0	0
19.3 Commercial auto no-fault (personal injury protection).....	0	0	0	0	0	0	0	0	0	0	0	0
19.4 Other commercial auto liability.....	0	0	0	0	0	0	0	0	0	0	0	0
21.1 Private passenger auto physical damage.....	0	0	0	0	0	0	0	0	0	0	0	0
21.2 Commercial auto physical damage.....	0	0	0	0	0	0	0	0	0	0	0	0
22. Aircraft (all perils).....	0	0	0	0	0	0	0	0	0	0	0	0
23. Fidelity.....	0	0	0	0	0	0	0	0	0	0	0	0
24. Surety.....	0	0	0	0	0	0	0	0	0	0	0	0
26. Burglary and theft.....	0	0	0	0	0	0	0	0	0	0	0	0
27. Boiler and machinery.....	0	0	0	0	0	0	0	0	0	0	0	0
28. Credit.....	0	0	0	0	0	0	0	0	0	0	0	0
30. Warranty.....	0	0	0	0	0	0	0	0	0	0	0	0
34. Aggregate write-ins for other lines of business.....	0	0	0	0	0	0	0	0	0	0	0	14,435
35. TOTALS (a).....	0	0	0	0	0	0	0	0	0	0	0	14,435

DETAILS OF WRITE-INS

3401. MISCELLANEOUS.....	0	0	0	0	0	0	0	0	0	0	0	14,435
3402.	0	0	0	0	0	0	0	0	0	0	0	0
3403.	0	0	0	0	0	0	0	0	0	0	0	0
3498. Summary of remaining write-ins for Line 34 from overflow page.....	0	0	0	0	0	0	0	0	0	0	0	0
3499. TOTALS (Lines 3401 through 3403 plus 3498) (Line 34 above).....	0	0	0	0	0	0	0	0	0	0	0	14,435

(a) Finance and service charges not included in Lines 1 to 35 \$.....0.

(b) For health business on indicated lines report: Number of persons insured under PPO managed care products.....0 and number of persons insured under indemnity only products.....0.

19.MA

EXHIBIT OF PREMIUMS AND LOSSES (Statutory Page 14)



NAIC Group Code....241 NAIC Company Code....34339

BUSINESS IN THE STATE OF MARYLAND DURING THE YEAR

19.MD

Line of Business	Gross Premiums, Including Policy and Membership Fees, Less Return Premiums and Premiums on Policies not Taken		Dividends Paid or Credited to Policyholders on Direct Business	Direct Unearned Premium Reserves	Direct Losses Paid (deducting salvage)	Direct Losses Incurred	Direct Losses Unpaid	Direct Defense and Cost Containment Expense Paid	Direct Defense and Cost Containment Expense Incurred	Direct Defense and Cost Containment Expense Unpaid	Commissions and Brokerage Expenses	Taxes, Licenses and Fees
	Direct Premiums Written	Direct Premiums Earned										
1. Fire.....	0	0	0	0	0	0	0	0	0	0	0	0
2.1 Allied lines.....	0	0	0	0	0	0	0	0	0	0	0	0
2.2 Multiple peril crop.....	0	0	0	0	0	0	0	0	0	0	0	0
2.3 Federal flood.....	0	0	0	0	0	0	0	0	0	0	0	0
2.4 Private crop.....	0	0	0	0	0	0	0	0	0	0	0	0
2.5 Private flood.....	0	0	0	0	0	0	0	0	0	0	0	0
3. Farmowners multiple peril.....	0	0	0	0	0	0	0	0	0	0	0	0
4. Homeowners multiple peril.....	6,340,699	6,248,410	0	3,386,496	2,322,289	1,891,716	459,428	8,135	(6,686)	15,224	229,925	130,340
5.1 Commercial multiple peril (non-liability portion).....	0	0	0	0	0	0	0	0	0	0	0	0
5.2 Commercial multiple peril (liability portion).....	0	0	0	0	0	0	0	0	0	0	0	0
6. Mortgage guaranty.....	0	0	0	0	0	0	0	0	0	0	0	0
8. Ocean marine.....	0	0	0	0	0	0	0	0	0	0	0	0
9. Inland marine.....	131,204	132,770	0	68,166	60,779	56,814	5,434	0	(119)	204	4,752	2,694
10. Financial guaranty.....	0	0	0	0	0	0	0	0	0	0	0	0
11. Medical professional liability.....	0	0	0	0	0	0	0	0	0	0	0	0
12. Earthquake.....	6,585	6,421	0	3,784	0	(59)	311	0	0	3	229	135
13. Group accident and health (b).....	0	0	0	0	0	0	0	0	0	0	0	0
14. Credit A&H (group and individual).....	0	0	0	0	0	0	0	0	0	0	0	0
15.1 Collectively renewable A&H (b).....	0	0	0	0	0	0	0	0	0	0	0	0
15.2 Non-cancelable A&H (b).....	0	0	0	0	0	0	0	0	0	0	0	0
15.3 Guaranteed renewable A&H (b).....	0	0	0	0	0	0	0	0	0	0	0	0
15.4 Non-renewable for stated reasons only (b).....	0	0	0	0	0	0	0	0	0	0	0	0
15.5 Other accident only.....	0	0	0	0	0	0	0	0	0	0	0	0
15.6 Medicare Title XVIII exempt from state taxes or fees.....	0	0	0	0	0	0	0	0	0	0	0	0
15.7 All other A&H (b).....	0	0	0	0	0	0	0	0	0	0	0	0
15.8 Federal employees health benefits plan premium.....	0	0	0	0	0	0	0	0	0	0	0	0
16. Workers' compensation.....	0	0	0	0	0	0	0	0	0	0	0	0
17.1 Other liability-occurrence.....	0	0	0	0	0	0	0	0	0	0	0	0
17.2 Other liability-claims-made.....	0	0	0	0	0	0	0	0	0	0	0	0
17.3 Excess workers' compensation.....	0	0	0	0	0	0	0	0	0	0	0	0
18. Products liability.....	0	0	0	0	0	0	0	0	0	0	0	0
19.1 Private passenger auto no-fault (personal injury protection).....	1,572,718	1,520,478	0	691,943	1,268,684	1,272,488	444,073	19,501	19,263	117,904	54,805	32,239
19.2 Other private passenger auto liability.....	10,542,770	10,024,528	0	4,657,951	7,902,526	8,808,103	6,012,040	162,735	208,871	456,101	368,714	216,203
19.3 Commercial auto no-fault (personal injury protection).....	0	0	0	0	0	0	0	0	0	0	0	0
19.4 Other commercial auto liability.....	0	0	0	0	0	0	0	0	0	0	0	0
21.1 Private passenger auto physical damage.....	9,172,237	9,005,901	0	3,883,800	5,484,970	5,439,565	96,465	31,901	34,660	4,039	319,235	188,014
21.2 Commercial auto physical damage.....	0	0	0	0	0	0	0	0	0	0	0	0
22. Aircraft (all perils).....	0	0	0	0	0	0	0	0	0	0	0	0
23. Fidelity.....	0	0	0	0	0	0	0	0	0	0	0	0
24. Surety.....	0	0	0	0	0	0	0	0	0	0	0	0
26. Burglary and theft.....	0	0	0	0	0	0	0	0	0	0	0	0
27. Boiler and machinery.....	0	0	0	0	0	0	0	0	0	0	0	0
28. Credit.....	0	0	0	0	0	0	0	0	0	0	0	0
30. Warranty.....	0	0	0	0	0	0	0	0	0	0	0	0
34. Aggregate write-ins for other lines of business.....	0	0	0	0	0	0	0	0	0	0	0	0
35. TOTALS (a).....	27,766,213	26,938,508	0	12,692,140	17,039,248	17,468,627	7,017,751	222,272	255,989	593,475	977,660	569,625

DETAILS OF WRITE-INS

3401. MISCELLANEOUS.....	0	0	0	0	0	0	0	0	0	0	0	0
3402.	0	0	0	0	0	0	0	0	0	0	0	0
3403.	0	0	0	0	0	0	0	0	0	0	0	0
3498. Summary of remaining write-ins for Line 34 from overflow page.....	0	0	0	0	0	0	0	0	0	0	0	0
3499. TOTALS (Lines 3401 through 3403 plus 3498) (Line 34 above).....	0	0	0	0	0	0	0	0	0	0	0	0

(a) Finance and service charges not included in Lines 1 to 35 \$.....22,834.

(b) For health business on indicated lines report: Number of persons insured under PPO managed care products.....0 and number of persons insured under indemnity only products.....0.

EXHIBIT OF PREMIUMS AND LOSSES (Statutory Page 14)



NAIC Group Code....241 NAIC Company Code....34339

BUSINESS IN THE STATE OF MAINE DURING THE YEAR

Line of Business	Gross Premiums, Including Policy and Membership Fees, Less Return Premiums and Premiums on Policies not Taken		3 Dividends Paid or Credited to Policyholders on Direct Business	4 Direct Unearned Premium Reserves	5 Direct Losses Paid (deducting salvage)	6 Direct Losses Incurred	7 Direct Losses Unpaid	8 Direct Defense and Cost Containment Expense Paid	9 Direct Defense and Cost Containment Expense Incurred	10 Direct Defense and Cost Containment Expense Unpaid	11 Commissions and Brokerage Expenses	12 Taxes, Licenses and Fees
	1 Direct Premiums Written	2 Direct Premiums Earned										
1. Fire.....	0	0	0	0	0	0	0	0	0	0	0	0
2.1 Allied lines.....	0	0	0	0	0	0	0	0	0	0	0	0
2.2 Multiple peril crop.....	0	0	0	0	0	0	0	0	0	0	0	0
2.3 Federal flood.....	0	0	0	0	0	0	0	0	0	0	0	0
2.4 Private crop.....	0	0	0	0	0	0	0	0	0	0	0	0
2.5 Private flood.....	0	0	0	0	0	0	0	0	0	0	0	0
3. Farmowners multiple peril.....	0	0	0	0	0	0	0	0	0	0	0	0
4. Homeowners multiple peril.....	0	0	0	0	0	0	0	0	0	0	0	0
5.1 Commercial multiple peril (non-liability portion).....	0	0	0	0	0	0	0	0	0	0	0	0
5.2 Commercial multiple peril (liability portion).....	0	0	0	0	0	0	0	0	0	0	0	0
6. Mortgage guaranty.....	0	0	0	0	0	0	0	0	0	0	0	0
8. Ocean marine.....	0	0	0	0	0	0	0	0	0	0	0	0
9. Inland marine.....	0	0	0	0	0	0	0	0	0	0	0	0
10. Financial guaranty.....	0	0	0	0	0	0	0	0	0	0	0	0
11. Medical professional liability.....	0	0	0	0	0	0	0	0	0	0	0	0
12. Earthquake.....	0	0	0	0	0	0	0	0	0	0	0	0
13. Group accident and health (b).....	0	0	0	0	0	0	0	0	0	0	0	0
14. Credit A&H (group and individual).....	0	0	0	0	0	0	0	0	0	0	0	0
15.1 Collectively renewable A&H (b).....	0	0	0	0	0	0	0	0	0	0	0	0
15.2 Non-cancelable A&H (b).....	0	0	0	0	0	0	0	0	0	0	0	0
15.3 Guaranteed renewable A&H (b).....	0	0	0	0	0	0	0	0	0	0	0	0
15.4 Non-renewable for stated reasons only (b).....	0	0	0	0	0	0	0	0	0	0	0	0
15.5 Other accident only.....	0	0	0	0	0	0	0	0	0	0	0	0
15.6 Medicare Title XVIII exempt from state taxes or fees.....	0	0	0	0	0	0	0	0	0	0	0	0
15.7 All other A&H (b).....	0	0	0	0	0	0	0	0	0	0	0	0
15.8 Federal employees health benefits plan premium.....	0	0	0	0	0	0	0	0	0	0	0	0
16. Workers' compensation.....	0	0	0	0	0	0	0	0	0	0	0	0
17.1 Other liability-occurrence.....	0	0	0	0	0	0	0	0	0	0	0	0
17.2 Other liability-claims-made.....	0	0	0	0	0	0	0	0	0	0	0	0
17.3 Excess workers' compensation.....	0	0	0	0	0	0	0	0	0	0	0	0
18. Products liability.....	0	0	0	0	0	0	0	0	0	0	0	0
19.1 Private passenger auto no-fault (personal injury protection).....	0	0	0	0	0	0	0	0	0	0	0	0
19.2 Other private passenger auto liability.....	0	0	0	0	0	0	0	0	0	0	6	0
19.3 Commercial auto no-fault (personal injury protection).....	0	0	0	0	0	0	0	0	0	0	0	0
19.4 Other commercial auto liability.....	0	0	0	0	0	0	0	0	0	0	0	0
21.1 Private passenger auto physical damage.....	0	0	0	0	0	0	0	0	0	0	0	0
21.2 Commercial auto physical damage.....	0	0	0	0	0	0	0	0	0	0	0	0
22. Aircraft (all perils).....	0	0	0	0	0	0	0	0	0	0	0	0
23. Fidelity.....	0	0	0	0	0	0	0	0	0	0	0	0
24. Surety.....	0	0	0	0	0	0	0	0	0	0	0	0
26. Burglary and theft.....	0	0	0	0	0	0	0	0	0	0	0	0
27. Boiler and machinery.....	0	0	0	0	0	0	0	0	0	0	0	0
28. Credit.....	0	0	0	0	0	0	0	0	0	0	0	0
30. Warranty.....	0	0	0	0	0	0	0	0	0	0	0	0
34. Aggregate write-ins for other lines of business.....	0	0	0	0	0	0	0	0	0	0	0	0
35. TOTALS (a).....	0	0	0	0	0	0	0	0	0	0	6	0

DETAILS OF WRITE-INS

3401. MISCELLANEOUS.....	0	0	0	0	0	0	0	0	0	0	0	0
3402.	0	0	0	0	0	0	0	0	0	0	0	0
3403.	0	0	0	0	0	0	0	0	0	0	0	0
3498. Summary of remaining write-ins for Line 34 from overflow page.....	0	0	0	0	0	0	0	0	0	0	0	0
3499. TOTALS (Lines 3401 through 3403 plus 3498) (Line 34 above).....	0	0	0	0	0	0	0	0	0	0	0	0

(a) Finance and service charges not included in Lines 1 to 35 \$.....0.

(b) For health business on indicated lines report: Number of persons insured under PPO managed care products.....0 and number of persons insured under indemnity only products.....0.

19.ME

EXHIBIT OF PREMIUMS AND LOSSES (Statutory Page 14)



NAIC Group Code....241 NAIC Company Code....34339

BUSINESS IN THE STATE OF MICHIGAN DURING THE YEAR

Line of Business	Gross Premiums, Including Policy and Membership Fees, Less Return Premiums and Premiums on Policies not Taken		Dividends Paid or Credited to Policyholders on Direct Business	Direct Unearned Premium Reserves	Direct Losses Paid (deducting salvage)	Direct Losses Incurred	Direct Losses Unpaid	Direct Defense and Cost Containment Expense Paid	Direct Defense and Cost Containment Expense Incurred	Direct Defense and Cost Containment Expense Unpaid	Commissions and Brokerage Expenses	Taxes, Licenses and Fees
	1 Direct Premiums Written	2 Direct Premiums Earned										
1. Fire.....	0	0	0	0	0	0	0	0	0	0	0	0
2.1 Allied lines.....	0	0	0	0	0	0	0	0	0	0	0	0
2.2 Multiple peril crop.....	0	0	0	0	0	0	0	0	0	0	0	0
2.3 Federal flood.....	0	0	0	0	0	0	0	0	0	0	0	0
2.4 Private crop.....	0	0	0	0	0	0	0	0	0	0	0	0
2.5 Private flood.....	0	0	0	0	0	0	0	0	0	0	0	0
3. Farmowners multiple peril.....	0	0	0	0	0	0	0	0	0	0	0	0
4. Homeowners multiple peril.....	15,020,846	14,798,741	0	7,856,047	6,864,486	7,090,442	2,008,776	34,999	46,118	75,149	1,460,229	406,414
5.1 Commercial multiple peril (non-liability portion).....	0	0	0	0	0	0	0	0	0	0	0	0
5.2 Commercial multiple peril (liability portion).....	0	0	0	0	0	0	0	0	0	0	0	0
6. Mortgage guaranty.....	0	0	0	0	0	0	0	0	0	0	0	0
8. Ocean marine.....	0	0	0	0	0	0	0	0	0	0	0	0
9. Inland marine.....	243,534	249,669	0	123,941	160,688	146,103	11,710	2,131	1,722	430	23,066	6,596
10. Financial guaranty.....	0	0	0	0	0	0	0	0	0	0	0	0
11. Medical professional liability.....	0	0	0	0	0	0	0	0	0	0	0	0
12. Earthquake.....	2,646	2,709	0	1,452	0	(52)	143	0	(1)	2	266	72
13. Group accident and health (b).....	0	0	0	0	0	0	0	0	0	0	0	0
14. Credit A&H (group and individual).....	0	0	0	0	0	0	0	0	0	0	0	0
15.1 Collectively renewable A&H (b).....	0	0	0	0	0	0	0	0	0	0	0	0
15.2 Non-cancelable A&H (b).....	0	0	0	0	0	0	0	0	0	0	0	0
15.3 Guaranteed renewable A&H (b).....	0	0	0	0	0	0	0	0	0	0	0	0
15.4 Non-renewable for stated reasons only (b).....	0	0	0	0	0	0	0	0	0	0	0	0
15.5 Other accident only.....	0	0	0	0	0	0	0	0	0	0	0	0
15.6 Medicare Title XVIII exempt from state taxes or fees.....	0	0	0	0	0	0	0	0	0	0	0	0
15.7 All other A&H (b).....	0	0	0	0	0	0	0	0	0	0	0	0
15.8 Federal employees health benefits plan premium.....	0	0	0	0	0	0	0	0	0	0	0	0
16. Workers' compensation.....	0	0	0	0	0	0	0	0	0	0	0	0
17.1 Other liability-occurrence.....	0	0	0	0	0	0	0	0	0	0	0	0
17.2 Other liability-claims-made.....	0	0	0	0	0	0	0	0	0	0	0	0
17.3 Excess workers' compensation.....	0	0	0	0	0	0	0	0	0	0	0	0
18. Products liability.....	0	0	0	0	0	0	0	0	0	0	0	0
19.1 Private passenger auto no-fault (personal injury protection).....	23,666,317	23,171,363	0	9,638,964	14,934,162	14,357,909	58,156,087	636,036	317,636	15,441,441	1,844,946	477,336
19.2 Other private passenger auto liability.....	4,454,121	4,372,605	0	1,821,505	2,341,501	4,476,140	9,063,948	538,602	699,911	804,151	347,578	89,842
19.3 Commercial auto no-fault (personal injury protection).....	0	0	0	0	0	0	0	0	0	0	0	0
19.4 Other commercial auto liability.....	0	0	0	0	0	0	0	0	0	0	0	0
21.1 Private passenger auto physical damage.....	17,811,257	17,942,804	0	6,947,500	11,579,680	11,743,520	639,319	1,431	(1,811)	(6,107)	1,392,326	359,265
21.2 Commercial auto physical damage.....	0	0	0	0	0	0	0	0	0	0	0	0
22. Aircraft (all perils).....	0	0	0	0	0	0	0	0	0	0	0	0
23. Fidelity.....	0	0	0	0	0	0	0	0	0	0	0	0
24. Surety.....	0	0	0	0	0	0	0	0	0	0	0	0
26. Burglary and theft.....	0	0	0	0	0	0	0	0	0	0	0	0
27. Boiler and machinery.....	0	0	0	0	0	0	0	0	0	0	0	0
28. Credit.....	0	0	0	0	0	0	0	0	0	0	0	0
30. Warranty.....	0	0	0	0	0	0	0	0	0	0	0	0
34. Aggregate write-ins for other lines of business.....	0	0	0	0	0	0	0	0	0	0	0	0
35. TOTALS (a).....	61,198,721	60,537,891	0	26,389,409	35,880,517	37,814,062	69,879,983	1,213,199	1,063,575	16,315,066	5,068,411	1,339,525

DETAILS OF WRITE-INS

3401. MISCELLANEOUS.....	0	0	0	0	0	0	0	0	0	0	0	0
3402.	0	0	0	0	0	0	0	0	0	0	0	0
3403.	0	0	0	0	0	0	0	0	0	0	0	0
3498. Summary of remaining write-ins for Line 34 from overflow page.....	0	0	0	0	0	0	0	0	0	0	0	0
3499. TOTALS (Lines 3401 through 3403 plus 3498) (Line 34 above).....	0	0	0	0	0	0	0	0	0	0	0	0

(a) Finance and service charges not included in Lines 1 to 35 \$.....69,551.

(b) For health business on indicated lines report: Number of persons insured under PPO managed care products.....0 and number of persons insured under indemnity only products.....0.

19 MI

EXHIBIT OF PREMIUMS AND LOSSES (Statutory Page 14)



NAIC Group Code....241 NAIC Company Code....34339

BUSINESS IN THE STATE OF MINNESOTA DURING THE YEAR

19.MN

Line of Business	Gross Premiums, Including Policy and Membership Fees, Less Return Premiums and Premiums on Policies not Taken		Dividends Paid or Credited to Policyholders on Direct Business	Direct Unearned Premium Reserves	Direct Losses Paid (deducting salvage)	Direct Losses Incurred	Direct Losses Unpaid	Direct Defense and Cost Containment Expense Paid	Direct Defense and Cost Containment Expense Incurred	Direct Defense and Cost Containment Expense Unpaid	Commissions and Brokerage Expenses	Taxes, Licenses and Fees
	Direct Premiums Written	Direct Premiums Earned										
1. Fire.....	0	0	0	0	0	0	0	0	0	0	0	0
2.1 Allied lines.....	0	0	0	0	0	0	0	0	0	0	0	0
2.2 Multiple peril crop.....	0	0	0	0	0	0	0	0	0	0	0	0
2.3 Federal flood.....	0	0	0	0	0	0	0	0	0	0	0	0
2.4 Private crop.....	0	0	0	0	0	0	0	0	0	0	0	0
2.5 Private flood.....	0	0	0	0	0	0	0	0	0	0	0	0
3. Farmowners multiple peril.....	0	0	0	0	0	0	0	0	0	0	0	0
4. Homeowners multiple peril.....	0	0	0	0	0	0	0	0	0	0	0	0
5.1 Commercial multiple peril (non-liability portion).....	0	0	0	0	0	0	0	0	0	0	0	0
5.2 Commercial multiple peril (liability portion).....	0	0	0	0	0	0	0	0	0	0	0	0
6. Mortgage guaranty.....	0	0	0	0	0	0	0	0	0	0	0	0
8. Ocean marine.....	0	0	0	0	0	0	0	0	0	0	0	0
9. Inland marine.....	0	0	0	0	0	0	0	0	0	0	0	0
10. Financial guaranty.....	0	0	0	0	0	0	0	0	0	0	0	0
11. Medical professional liability.....	0	0	0	0	0	0	0	0	0	0	0	0
12. Earthquake.....	0	0	0	0	0	0	0	0	0	0	0	0
13. Group accident and health (b).....	0	0	0	0	0	0	0	0	0	0	0	0
14. Credit A&H (group and individual).....	0	0	0	0	0	0	0	0	0	0	0	0
15.1 Collectively renewable A&H (b).....	0	0	0	0	0	0	0	0	0	0	0	0
15.2 Non-cancelable A&H (b).....	0	0	0	0	0	0	0	0	0	0	0	0
15.3 Guaranteed renewable A&H (b).....	0	0	0	0	0	0	0	0	0	0	0	0
15.4 Non-renewable for stated reasons only (b).....	0	0	0	0	0	0	0	0	0	0	0	0
15.5 Other accident only.....	0	0	0	0	0	0	0	0	0	0	0	0
15.6 Medicare Title XVIII exempt from state taxes or fees.....	0	0	0	0	0	0	0	0	0	0	0	0
15.7 All other A&H (b).....	0	0	0	0	0	0	0	0	0	0	0	0
15.8 Federal employees health benefits plan premium.....	0	0	0	0	0	0	0	0	0	0	0	0
16. Workers' compensation.....	0	0	0	0	0	0	0	0	0	0	0	0
17.1 Other liability-occurrence.....	0	0	0	0	0	0	0	0	0	0	0	0
17.2 Other liability-claims-made.....	0	0	0	0	0	0	0	0	0	0	0	0
17.3 Excess workers' compensation.....	0	0	0	0	0	0	0	0	0	0	0	0
18. Products liability.....	0	0	0	0	0	0	0	0	0	0	0	0
19.1 Private passenger auto no-fault (personal injury protection).....	0	0	0	0	0	0	0	0	0	0	0	0
19.2 Other private passenger auto liability.....	0	0	0	0	0	0	0	0	0	0	0	0
19.3 Commercial auto no-fault (personal injury protection).....	0	0	0	0	0	0	0	0	0	0	0	0
19.4 Other commercial auto liability.....	0	0	0	0	0	0	0	0	0	0	0	0
21.1 Private passenger auto physical damage.....	0	0	0	0	0	0	0	0	0	0	0	0
21.2 Commercial auto physical damage.....	0	0	0	0	0	0	0	0	0	0	0	0
22. Aircraft (all perils).....	0	0	0	0	0	0	0	0	0	0	0	0
23. Fidelity.....	0	0	0	0	0	0	0	0	0	0	0	0
24. Surety.....	0	0	0	0	0	0	0	0	0	0	0	0
26. Burglary and theft.....	0	0	0	0	0	0	0	0	0	0	0	0
27. Boiler and machinery.....	0	0	0	0	0	0	0	0	0	0	0	0
28. Credit.....	0	0	0	0	0	0	0	0	0	0	0	0
30. Warranty.....	0	0	0	0	0	0	0	0	0	0	0	0
34. Aggregate write-ins for other lines of business.....	0	0	0	0	0	0	0	0	0	0	0	0
35. TOTALS (a).....	0	0	0	0	0	0	0	0	0	0	0	0

DETAILS OF WRITE-INS

3401. MISCELLANEOUS.....	0	0	0	0	0	0	0	0	0	0	0	0
3402.	0	0	0	0	0	0	0	0	0	0	0	0
3403.	0	0	0	0	0	0	0	0	0	0	0	0
3498. Summary of remaining write-ins for Line 34 from overflow page.....	0	0	0	0	0	0	0	0	0	0	0	0
3499. TOTALS (Lines 3401 through 3403 plus 3498) (Line 34 above).....	0	0	0	0	0	0	0	0	0	0	0	0

(a) Finance and service charges not included in Lines 1 to 35 \$.....0.

(b) For health business on indicated lines report: Number of persons insured under PPO managed care products.....0 and number of persons insured under indemnity only products.....0.

EXHIBIT OF PREMIUMS AND LOSSES (Statutory Page 14)



NAIC Group Code....241 NAIC Company Code....34339

BUSINESS IN THE STATE OF MISSOURI DURING THE YEAR

19.MO

Line of Business	Gross Premiums, Including Policy and Membership Fees, Less Return Premiums and Premiums on Policies not Taken		Dividends Paid or Credited to Policyholders on Direct Business	Direct Unearned Premium Reserves	Direct Losses Paid (deducting salvage)	Direct Losses Incurred	Direct Losses Unpaid	Direct Defense and Cost Containment Expense Paid	Direct Defense and Cost Containment Expense Incurred	Direct Defense and Cost Containment Expense Unpaid	Commissions and Brokerage Expenses	Taxes, Licenses and Fees
	Direct Premiums Written	Direct Premiums Earned										
1. Fire.....	0	0	0	0	0	0	0	0	0	0	0	0
2.1 Allied lines.....	0	0	0	0	0	0	0	0	0	0	0	0
2.2 Multiple peril crop.....	0	0	0	0	0	0	0	0	0	0	0	0
2.3 Federal flood.....	0	0	0	0	0	0	0	0	0	0	0	0
2.4 Private crop.....	0	0	0	0	0	0	0	0	0	0	0	0
2.5 Private flood.....	0	0	0	0	0	0	0	0	0	0	0	0
3. Farmowners multiple peril.....	0	0	0	0	0	0	0	0	0	0	0	0
4. Homeowners multiple peril.....	2,519,961	2,455,256	0	1,339,510	1,255,232	1,144,092	235,628	10,567	8,583	9,239	94,951	50,463
5.1 Commercial multiple peril (non-liability portion).....	0	0	0	0	0	0	0	0	0	0	0	0
5.2 Commercial multiple peril (liability portion).....	0	0	0	0	0	0	0	0	0	0	0	0
6. Mortgage guaranty.....	0	0	0	0	0	0	0	0	0	0	0	0
8. Ocean marine.....	0	0	0	0	0	0	0	0	0	0	0	0
9. Inland marine.....	28,509	29,629	0	15,135	17,904	13,544	1,144	0	(98)	38	1,045	571
10. Financial guaranty.....	0	0	0	0	0	0	0	0	0	0	0	0
11. Medical professional liability.....	0	0	0	0	0	0	0	0	0	0	0	0
12. Earthquake.....	33,140	34,427	0	18,269	0	(1,115)	1,682	0	(27)	26	1,252	664
13. Group accident and health (b).....	0	0	0	0	0	0	0	0	0	0	0	0
14. Credit A&H (group and individual).....	0	0	0	0	0	0	0	0	0	0	0	0
15.1 Collectively renewable A&H (b).....	0	0	0	0	0	0	0	0	0	0	0	0
15.2 Non-cancelable A&H (b).....	0	0	0	0	0	0	0	0	0	0	0	0
15.3 Guaranteed renewable A&H (b).....	0	0	0	0	0	0	0	0	0	0	0	0
15.4 Non-renewable for stated reasons only (b).....	0	0	0	0	0	0	0	0	0	0	0	0
15.5 Other accident only.....	0	0	0	0	0	0	0	0	0	0	0	0
15.6 Medicare Title XVIII exempt from state taxes or fees.....	0	0	0	0	0	0	0	0	0	0	0	0
15.7 All other A&H (b).....	0	0	0	0	0	0	0	0	0	0	0	0
15.8 Federal employees health benefits plan premium.....	0	0	0	0	0	0	0	0	0	0	0	0
16. Workers' compensation.....	0	0	0	0	0	0	0	0	0	0	0	0
17.1 Other liability-occurrence.....	0	0	0	0	0	0	0	0	0	0	0	0
17.2 Other liability-claims-made.....	0	0	0	0	0	0	0	0	0	0	0	0
17.3 Excess workers' compensation.....	0	0	0	0	0	0	0	0	0	0	0	0
18. Products liability.....	0	0	0	0	0	0	0	0	0	0	0	0
19.1 Private passenger auto no-fault (personal injury protection).....	0	0	0	0	0	0	0	0	0	0	0	0
19.2 Other private passenger auto liability.....	3,584,815	3,205,159	0	1,739,732	2,007,379	2,348,997	2,426,306	60,953	78,709	196,708	113,230	71,716
19.3 Commercial auto no-fault (personal injury protection).....	0	0	0	0	0	0	0	0	0	0	0	0
19.4 Other commercial auto liability.....	0	0	0	0	0	0	0	0	0	0	0	0
21.1 Private passenger auto physical damage.....	3,927,975	3,580,819	0	1,808,947	1,729,224	1,789,940	143,027	12,762	12,550	(244)	125,579	78,730
21.2 Commercial auto physical damage.....	0	0	0	0	0	0	0	0	0	0	0	0
22. Aircraft (all perils).....	0	0	0	0	0	0	0	0	0	0	0	0
23. Fidelity.....	0	0	0	0	0	0	0	0	0	0	0	0
24. Surety.....	0	0	0	0	0	0	0	0	0	0	0	0
26. Burglary and theft.....	0	0	0	0	0	0	0	0	0	0	0	0
27. Boiler and machinery.....	0	0	0	0	0	0	0	0	0	0	0	0
28. Credit.....	0	0	0	0	0	0	0	0	0	0	0	0
30. Warranty.....	0	0	0	0	0	0	0	0	0	0	0	0
34. Aggregate write-ins for other lines of business.....	0	0	0	0	0	0	0	0	0	0	0	0
35. TOTALS (a).....	10,094,400	9,305,290	0	4,921,593	5,009,739	5,295,458	2,807,787	84,282	99,717	205,767	336,057	202,144

DETAILS OF WRITE-INS

3401. MISCELLANEOUS.....	0	0	0	0	0	0	0	0	0	0	0	0
3402.	0	0	0	0	0	0	0	0	0	0	0	0
3403.	0	0	0	0	0	0	0	0	0	0	0	0
3498. Summary of remaining write-ins for Line 34 from overflow page.....	0	0	0	0	0	0	0	0	0	0	0	0
3499. TOTALS (Lines 3401 through 3403 plus 3498) (Line 34 above).....	0	0	0	0	0	0	0	0	0	0	0	0

(a) Finance and service charges not included in Lines 1 to 35 \$.....0.

(b) For health business on indicated lines report: Number of persons insured under PPO managed care products.....0 and number of persons insured under indemnity only products.....0.

EXHIBIT OF PREMIUMS AND LOSSES (Statutory Page 14)



NAIC Group Code....241 NAIC Company Code....34339

BUSINESS IN THE STATE OF MISSISSIPPI DURING THE YEAR

19.MS

Line of Business	Gross Premiums, Including Policy and Membership Fees, Less Return Premiums and Premiums on Policies not Taken		Dividends Paid or Credited to Policyholders on Direct Business	Direct Unearned Premium Reserves	Direct Losses Paid (deducting salvage)	Direct Losses Incurred	Direct Losses Unpaid	Direct Defense and Cost Containment Expense Paid	Direct Defense and Cost Containment Expense Incurred	Direct Defense and Cost Containment Expense Unpaid	Commissions and Brokerage Expenses	Taxes, Licenses and Fees
	Direct Premiums Written	Direct Premiums Earned										
1. Fire.....	0	0	0	0	0	0	0	0	0	0	0	0
2.1 Allied lines.....	0	0	0	0	0	0	0	0	0	0	0	0
2.2 Multiple peril crop.....	0	0	0	0	0	0	0	0	0	0	0	0
2.3 Federal flood.....	0	0	0	0	0	0	0	0	0	0	0	0
2.4 Private crop.....	0	0	0	0	0	0	0	0	0	0	0	0
2.5 Private flood.....	0	0	0	0	0	0	0	0	0	0	0	0
3. Farmowners multiple peril.....	0	0	0	0	0	0	0	0	0	0	0	0
4. Homeowners multiple peril.....	0	0	0	0	0	0	0	0	0	0	0	0
5.1 Commercial multiple peril (non-liability portion).....	0	0	0	0	0	0	0	0	0	0	0	0
5.2 Commercial multiple peril (liability portion).....	0	0	0	0	0	0	0	0	0	0	0	0
6. Mortgage guaranty.....	0	0	0	0	0	0	0	0	0	0	0	0
8. Ocean marine.....	0	0	0	0	0	0	0	0	0	0	0	0
9. Inland marine.....	0	0	0	0	0	0	0	0	0	0	0	0
10. Financial guaranty.....	0	0	0	0	0	0	0	0	0	0	0	0
11. Medical professional liability.....	0	0	0	0	0	0	0	0	0	0	0	0
12. Earthquake.....	0	0	0	0	0	0	0	0	0	0	0	0
13. Group accident and health (b).....	0	0	0	0	0	0	0	0	0	0	0	0
14. Credit A&H (group and individual).....	0	0	0	0	0	0	0	0	0	0	0	0
15.1 Collectively renewable A&H (b).....	0	0	0	0	0	0	0	0	0	0	0	0
15.2 Non-cancelable A&H (b).....	0	0	0	0	0	0	0	0	0	0	0	0
15.3 Guaranteed renewable A&H (b).....	0	0	0	0	0	0	0	0	0	0	0	0
15.4 Non-renewable for stated reasons only (b).....	0	0	0	0	0	0	0	0	0	0	0	0
15.5 Other accident only.....	0	0	0	0	0	0	0	0	0	0	0	0
15.6 Medicare Title XVIII exempt from state taxes or fees.....	0	0	0	0	0	0	0	0	0	0	0	0
15.7 All other A&H (b).....	0	0	0	0	0	0	0	0	0	0	0	0
15.8 Federal employees health benefits plan premium.....	0	0	0	0	0	0	0	0	0	0	0	0
16. Workers' compensation.....	0	0	0	0	0	0	0	0	0	0	0	0
17.1 Other liability-occurrence.....	0	0	0	0	0	0	0	0	0	0	0	0
17.2 Other liability-claims-made.....	0	0	0	0	0	0	0	0	0	0	0	0
17.3 Excess workers' compensation.....	0	0	0	0	0	0	0	0	0	0	0	0
18. Products liability.....	0	0	0	0	0	0	0	0	0	0	0	0
19.1 Private passenger auto no-fault (personal injury protection).....	0	0	0	0	0	0	0	0	0	0	0	0
19.2 Other private passenger auto liability.....	0	0	0	0	0	0	0	0	0	0	0	0
19.3 Commercial auto no-fault (personal injury protection).....	0	0	0	0	0	0	0	0	0	0	0	0
19.4 Other commercial auto liability.....	0	0	0	0	0	0	0	0	0	0	0	0
21.1 Private passenger auto physical damage.....	0	0	0	0	0	0	0	0	0	0	0	0
21.2 Commercial auto physical damage.....	0	0	0	0	0	0	0	0	0	0	0	0
22. Aircraft (all perils).....	0	0	0	0	0	0	0	0	0	0	0	0
23. Fidelity.....	0	0	0	0	0	0	0	0	0	0	0	0
24. Surety.....	0	0	0	0	0	0	0	0	0	0	0	0
26. Burglary and theft.....	0	0	0	0	0	0	0	0	0	0	0	0
27. Boiler and machinery.....	0	0	0	0	0	0	0	0	0	0	0	0
28. Credit.....	0	0	0	0	0	0	0	0	0	0	0	0
30. Warranty.....	0	0	0	0	0	0	0	0	0	0	0	0
34. Aggregate write-ins for other lines of business.....	0	0	0	0	0	0	0	0	0	0	0	1,330
35. TOTALS (a).....	0	0	0	0	0	0	0	0	0	0	0	1,330

DETAILS OF WRITE-INS

3401. MISCELLANEOUS.....	0	0	0	0	0	0	0	0	0	0	0	1,330
3402.	0	0	0	0	0	0	0	0	0	0	0	0
3403.	0	0	0	0	0	0	0	0	0	0	0	0
3498. Summary of remaining write-ins for Line 34 from overflow page.....	0	0	0	0	0	0	0	0	0	0	0	0
3499. TOTALS (Lines 3401 through 3403 plus 3498) (Line 34 above).....	0	0	0	0	0	0	0	0	0	0	0	1,330

(a) Finance and service charges not included in Lines 1 to 35 \$.....0.

(b) For health business on indicated lines report: Number of persons insured under PPO managed care products.....0 and number of persons insured under indemnity only products.....0.

EXHIBIT OF PREMIUMS AND LOSSES (Statutory Page 14)



NAIC Group Code....241 NAIC Company Code....34339

BUSINESS IN THE STATE OF MONTANA DURING THE YEAR

19.MT

Line of Business	Gross Premiums, Including Policy and Membership Fees, Less Return Premiums and Premiums on Policies not Taken		Dividends Paid or Credited to Policyholders on Direct Business	Direct Unearned Premium Reserves	Direct Losses Paid (deducting salvage)	Direct Losses Incurred	Direct Losses Unpaid	Direct Defense and Cost Containment Expense Paid	Direct Defense and Cost Containment Expense Incurred	Direct Defense and Cost Containment Expense Unpaid	Commissions and Brokerage Expenses	Taxes, Licenses and Fees
	Direct Premiums Written	Direct Premiums Earned										
1. Fire.....	0	0	0	0	0	0	0	0	0	0	0	0
2.1 Allied lines.....	0	0	0	0	0	0	0	0	0	0	0	0
2.2 Multiple peril crop.....	0	0	0	0	0	0	0	0	0	0	0	0
2.3 Federal flood.....	0	0	0	0	0	0	0	0	0	0	0	0
2.4 Private crop.....	0	0	0	0	0	0	0	0	0	0	0	0
2.5 Private flood.....	0	0	0	0	0	0	0	0	0	0	0	0
3. Farmowners multiple peril.....	0	0	0	0	0	0	0	0	0	0	0	0
4. Homeowners multiple peril.....	311,918	295,925	0	175,263	397,043	439,848	73,585	0	1,111	2,186	11,245	11,492
5.1 Commercial multiple peril (non-liability portion).....	0	0	0	0	0	0	0	0	0	0	0	0
5.2 Commercial multiple peril (liability portion).....	0	0	0	0	0	0	0	0	0	0	0	0
6. Mortgage guaranty.....	0	0	0	0	0	0	0	0	0	0	0	0
8. Ocean marine.....	0	0	0	0	0	0	0	0	0	0	0	0
9. Inland marine.....	4,742	5,180	0	2,616	1,750	2,129	858	0	11	24	162	176
10. Financial guaranty.....	0	0	0	0	0	0	0	0	0	0	0	0
11. Medical professional liability.....	0	0	0	0	0	0	0	0	0	0	0	0
12. Earthquake.....	5,736	5,784	0	2,839	0	541	824	0	10	15	208	206
13. Group accident and health (b).....	0	0	0	0	0	0	0	0	0	0	0	0
14. Credit A&H (group and individual).....	0	0	0	0	0	0	0	0	0	0	0	0
15.1 Collectively renewable A&H (b).....	0	0	0	0	0	0	0	0	0	0	0	0
15.2 Non-cancelable A&H (b).....	0	0	0	0	0	0	0	0	0	0	0	0
15.3 Guaranteed renewable A&H (b).....	0	0	0	0	0	0	0	0	0	0	0	0
15.4 Non-renewable for stated reasons only (b).....	0	0	0	0	0	0	0	0	0	0	0	0
15.5 Other accident only.....	0	0	0	0	0	0	0	0	0	0	0	0
15.6 Medicare Title XVIII exempt from state taxes or fees.....	0	0	0	0	0	0	0	0	0	0	0	0
15.7 All other A&H (b).....	0	0	0	0	0	0	0	0	0	0	0	0
15.8 Federal employees health benefits plan premium.....	0	0	0	0	0	0	0	0	0	0	0	0
16. Workers' compensation.....	0	0	0	0	0	0	0	0	0	0	0	0
17.1 Other liability-occurrence.....	0	0	0	0	0	0	0	0	0	0	0	0
17.2 Other liability-claims-made.....	0	0	0	0	0	0	0	0	0	0	0	0
17.3 Excess workers' compensation.....	0	0	0	0	0	0	0	0	0	0	0	0
18. Products liability.....	0	0	0	0	0	0	0	0	0	0	0	0
19.1 Private passenger auto no-fault (personal injury protection).....	0	0	0	0	0	0	0	0	0	0	0	0
19.2 Other private passenger auto liability.....	501,958	469,326	0	196,297	324,532	393,467	265,617	1,224	6,545	21,107	17,153	14,561
19.3 Commercial auto no-fault (personal injury protection).....	0	0	0	0	0	0	0	0	0	0	0	0
19.4 Other commercial auto liability.....	0	0	0	0	0	0	0	0	0	0	0	0
21.1 Private passenger auto physical damage.....	591,183	533,846	0	233,382	360,744	387,840	33,043	0	(290)	(286)	20,394	17,140
21.2 Commercial auto physical damage.....	0	0	0	0	0	0	0	0	0	0	0	0
22. Aircraft (all perils).....	0	0	0	0	0	0	0	0	0	0	0	0
23. Fidelity.....	0	0	0	0	0	0	0	0	0	0	0	0
24. Surety.....	0	0	0	0	0	0	0	0	0	0	0	0
26. Burglary and theft.....	0	0	0	0	0	0	0	0	0	0	0	0
27. Boiler and machinery.....	0	0	0	0	0	0	0	0	0	0	0	0
28. Credit.....	0	0	0	0	0	0	0	0	0	0	0	0
30. Warranty.....	0	0	0	0	0	0	0	0	0	0	0	0
34. Aggregate write-ins for other lines of business.....	0	0	0	0	0	0	0	0	0	0	0	0
35. TOTALS (a).....	1,415,537	1,310,061	0	610,397	1,084,069	1,223,825	373,927	1,224	7,387	23,046	49,162	43,575

DETAILS OF WRITE-INS

3401. MISCELLANEOUS.....	0	0	0	0	0	0	0	0	0	0	0	0
3402.	0	0	0	0	0	0	0	0	0	0	0	0
3403.	0	0	0	0	0	0	0	0	0	0	0	0
3498. Summary of remaining write-ins for Line 34 from overflow page.....	0	0	0	0	0	0	0	0	0	0	0	0
3499. TOTALS (Lines 3401 through 3403 plus 3498) (Line 34 above).....	0	0	0	0	0	0	0	0	0	0	0	0

(a) Finance and service charges not included in Lines 1 to 35 \$.....2,395.

(b) For health business on indicated lines report: Number of persons insured under PPO managed care products.....0 and number of persons insured under indemnity only products.....0.

EXHIBIT OF PREMIUMS AND LOSSES (Statutory Page 14)



NAIC Group Code....241 NAIC Company Code....34339

BUSINESS IN THE STATE OF NORTH CAROLINA DURING THE YEAR

Line of Business	Gross Premiums, Including Policy and Membership Fees, Less Return Premiums and Premiums on Policies not Taken		Dividends Paid or Credited to Policyholders on Direct Business	Direct Unearned Premium Reserves	Direct Losses Paid (deducting salvage)	Direct Losses Incurred	Direct Losses Unpaid	Direct Defense and Cost Containment Expense Paid	Direct Defense and Cost Containment Expense Incurred	Direct Defense and Cost Containment Expense Unpaid	Commissions and Brokerage Expenses	Taxes, Licenses and Fees
	1 Direct Premiums Written	2 Direct Premiums Earned										
1. Fire.....	0	0	0	0	0	0	0	0	0	0	0	0
2.1 Allied lines.....	0	0	0	0	0	0	0	0	0	0	0	0
2.2 Multiple peril crop.....	0	0	0	0	0	0	0	0	0	0	0	0
2.3 Federal flood.....	0	0	0	0	0	0	0	0	0	0	0	0
2.4 Private crop.....	0	0	0	0	0	0	0	0	0	0	0	0
2.5 Private flood.....	0	0	0	0	0	0	0	0	0	0	0	0
3. Farmowners multiple peril.....	0	0	0	0	0	0	0	0	0	0	0	0
4. Homeowners multiple peril.....	0	0	0	0	0	0	0	0	0	0	0	0
5.1 Commercial multiple peril (non-liability portion).....	0	0	0	0	0	0	0	0	0	0	0	0
5.2 Commercial multiple peril (liability portion).....	0	0	0	0	0	0	0	0	0	0	0	0
6. Mortgage guaranty.....	0	0	0	0	0	0	0	0	0	0	0	0
8. Ocean marine.....	0	0	0	0	0	0	0	0	0	0	0	0
9. Inland marine.....	0	0	0	0	0	0	0	0	0	0	0	0
10. Financial guaranty.....	0	0	0	0	0	0	0	0	0	0	0	0
11. Medical professional liability.....	0	0	0	0	0	0	0	0	0	0	0	0
12. Earthquake.....	0	0	0	0	0	0	0	0	0	0	0	0
13. Group accident and health (b).....	0	0	0	0	0	0	0	0	0	0	0	0
14. Credit A&H (group and individual).....	0	0	0	0	0	0	0	0	0	0	0	0
15.1 Collectively renewable A&H (b).....	0	0	0	0	0	0	0	0	0	0	0	0
15.2 Non-cancelable A&H (b).....	0	0	0	0	0	0	0	0	0	0	0	0
15.3 Guaranteed renewable A&H (b).....	0	0	0	0	0	0	0	0	0	0	0	0
15.4 Non-renewable for stated reasons only (b).....	0	0	0	0	0	0	0	0	0	0	0	0
15.5 Other accident only.....	0	0	0	0	0	0	0	0	0	0	0	0
15.6 Medicare Title XVIII exempt from state taxes or fees.....	0	0	0	0	0	0	0	0	0	0	0	0
15.7 All other A&H (b).....	0	0	0	0	0	0	0	0	0	0	0	0
15.8 Federal employees health benefits plan premium.....	0	0	0	0	0	0	0	0	0	0	0	0
16. Workers' compensation.....	0	0	0	0	0	0	0	0	0	0	0	0
17.1 Other liability-occurrence.....	0	0	0	0	0	0	0	0	0	0	0	0
17.2 Other liability-claims-made.....	0	0	0	0	0	0	0	0	0	0	0	0
17.3 Excess workers' compensation.....	0	0	0	0	0	0	0	0	0	0	0	0
18. Products liability.....	0	0	0	0	0	0	0	0	0	0	0	0
19.1 Private passenger auto no-fault (personal injury protection).....	0	0	0	0	0	0	0	0	0	0	0	0
19.2 Other private passenger auto liability.....	0	0	0	0	0	0	0	0	0	0	0	0
19.3 Commercial auto no-fault (personal injury protection).....	0	0	0	0	0	0	0	0	0	0	0	0
19.4 Other commercial auto liability.....	0	0	0	0	0	0	0	0	0	0	0	0
21.1 Private passenger auto physical damage.....	0	0	0	0	0	0	0	0	0	0	0	0
21.2 Commercial auto physical damage.....	0	0	0	0	0	0	0	0	0	0	0	0
22. Aircraft (all perils).....	0	0	0	0	0	0	0	0	0	0	0	0
23. Fidelity.....	0	0	0	0	0	0	0	0	0	0	0	0
24. Surety.....	0	0	0	0	0	0	0	0	0	0	0	0
26. Burglary and theft.....	0	0	0	0	0	0	0	0	0	0	0	0
27. Boiler and machinery.....	0	0	0	0	0	0	0	0	0	0	0	0
28. Credit.....	0	0	0	0	0	0	0	0	0	0	0	0
30. Warranty.....	0	0	0	0	0	0	0	0	0	0	0	0
34. Aggregate write-ins for other lines of business.....	0	0	0	0	0	0	0	0	0	0	0	0
35. TOTALS (a).....	0	0	0	0	0	0	0	0	0	0	0	0

DETAILS OF WRITE-INS

3401. MISCELLANEOUS.....	0	0	0	0	0	0	0	0	0	0	0	0
3402.	0	0	0	0	0	0	0	0	0	0	0	0
3403.	0	0	0	0	0	0	0	0	0	0	0	0
3498. Summary of remaining write-ins for Line 34 from overflow page.....	0	0	0	0	0	0	0	0	0	0	0	0
3499. TOTALS (Lines 3401 through 3403 plus 3498) (Line 34 above).....	0	0	0	0	0	0	0	0	0	0	0	0

(a) Finance and service charges not included in Lines 1 to 35 \$.....0.

(b) For health business on indicated lines report: Number of persons insured under PPO managed care products.....0 and number of persons insured under indemnity only products.....0.

19.NC

EXHIBIT OF PREMIUMS AND LOSSES (Statutory Page 14)



NAIC Group Code....241 NAIC Company Code....34339

BUSINESS IN THE STATE OF NORTH DAKOTA DURING THE YEAR

Line of Business	Gross Premiums, Including Policy and Membership Fees, Less Return Premiums and Premiums on Policies not Taken		Dividends Paid or Credited to Policyholders on Direct Business	Direct Unearned Premium Reserves	Direct Losses Paid (deducting salvage)	Direct Losses Incurred	Direct Losses Unpaid	Direct Defense and Cost Containment Expense Paid	Direct Defense and Cost Containment Expense Incurred	Direct Defense and Cost Containment Expense Unpaid	Commissions and Brokerage Expenses	Taxes, Licenses and Fees
	1 Direct Premiums Written	2 Direct Premiums Earned										
1. Fire.....	0	0	0	0	0	0	0	0	0	0	0	0
2.1 Allied lines.....	0	0	0	0	0	0	0	0	0	0	0	0
2.2 Multiple peril crop.....	0	0	0	0	0	0	0	0	0	0	0	0
2.3 Federal flood.....	0	0	0	0	0	0	0	0	0	0	0	0
2.4 Private crop.....	0	0	0	0	0	0	0	0	0	0	0	0
2.5 Private flood.....	0	0	0	0	0	0	0	0	0	0	0	0
3. Farmowners multiple peril.....	0	0	0	0	0	0	0	0	0	0	0	0
4. Homeowners multiple peril.....	0	0	0	0	0	0	0	0	0	0	0	0
5.1 Commercial multiple peril (non-liability portion).....	0	0	0	0	0	0	0	0	0	0	0	0
5.2 Commercial multiple peril (liability portion).....	0	0	0	0	0	0	0	0	0	0	0	0
6. Mortgage guaranty.....	0	0	0	0	0	0	0	0	0	0	0	0
8. Ocean marine.....	0	0	0	0	0	0	0	0	0	0	0	0
9. Inland marine.....	0	0	0	0	0	0	0	0	0	0	0	0
10. Financial guaranty.....	0	0	0	0	0	0	0	0	0	0	0	0
11. Medical professional liability.....	0	0	0	0	0	0	0	0	0	0	0	0
12. Earthquake.....	0	0	0	0	0	0	0	0	0	0	0	0
13. Group accident and health (b).....	0	0	0	0	0	0	0	0	0	0	0	0
14. Credit A&H (group and individual).....	0	0	0	0	0	0	0	0	0	0	0	0
15.1 Collectively renewable A&H (b).....	0	0	0	0	0	0	0	0	0	0	0	0
15.2 Non-cancelable A&H (b).....	0	0	0	0	0	0	0	0	0	0	0	0
15.3 Guaranteed renewable A&H (b).....	0	0	0	0	0	0	0	0	0	0	0	0
15.4 Non-renewable for stated reasons only (b).....	0	0	0	0	0	0	0	0	0	0	0	0
15.5 Other accident only.....	0	0	0	0	0	0	0	0	0	0	0	0
15.6 Medicare Title XVIII exempt from state taxes or fees.....	0	0	0	0	0	0	0	0	0	0	0	0
15.7 All other A&H (b).....	0	0	0	0	0	0	0	0	0	0	0	0
15.8 Federal employees health benefits plan premium.....	0	0	0	0	0	0	0	0	0	0	0	0
16. Workers' compensation.....	0	0	0	0	0	0	0	0	0	0	0	0
17.1 Other liability-occurrence.....	0	0	0	0	0	0	0	0	0	0	0	0
17.2 Other liability-claims-made.....	0	0	0	0	0	0	0	0	0	0	0	0
17.3 Excess workers' compensation.....	0	0	0	0	0	0	0	0	0	0	0	0
18. Products liability.....	0	0	0	0	0	0	0	0	0	0	0	0
19.1 Private passenger auto no-fault (personal injury protection).....	90,554	84,975	0	37,230	82,756	128,440	65,266	0	12,075	17,327	4,644	1,838
19.2 Other private passenger auto liability.....	444,873	416,414	0	185,545	268,275	412,120	302,753	0	9,778	22,623	22,827	9,027
19.3 Commercial auto no-fault (personal injury protection).....	0	0	0	0	0	0	0	0	0	0	0	0
19.4 Other commercial auto liability.....	0	0	0	0	0	0	0	0	0	0	0	0
21.1 Private passenger auto physical damage.....	933,771	853,726	0	384,939	687,162	748,383	59,036	395	(132)	(252)	47,873	18,947
21.2 Commercial auto physical damage.....	0	0	0	0	0	0	0	0	0	0	0	0
22. Aircraft (all perils).....	0	0	0	0	0	0	0	0	0	0	0	0
23. Fidelity.....	0	0	0	0	0	0	0	0	0	0	0	0
24. Surety.....	0	0	0	0	0	0	0	0	0	0	0	0
26. Burglary and theft.....	0	0	0	0	0	0	0	0	0	0	0	0
27. Boiler and machinery.....	0	0	0	0	0	0	0	0	0	0	0	0
28. Credit.....	0	0	0	0	0	0	0	0	0	0	0	0
30. Warranty.....	0	0	0	0	0	0	0	0	0	0	0	0
34. Aggregate write-ins for other lines of business.....	0	0	0	0	0	0	0	0	0	0	0	0
35. TOTALS (a).....	1,469,198	1,355,115	0	607,714	1,038,193	1,288,943	427,055	395	21,721	39,698	75,344	29,812

DETAILS OF WRITE-INS

3401. MISCELLANEOUS.....	0	0	0	0	0	0	0	0	0	0	0	0
3402.	0	0	0	0	0	0	0	0	0	0	0	0
3403.	0	0	0	0	0	0	0	0	0	0	0	0
3498. Summary of remaining write-ins for Line 34 from overflow page.....	0	0	0	0	0	0	0	0	0	0	0	0
3499. TOTALS (Lines 3401 through 3403 plus 3498) (Line 34 above).....	0	0	0	0	0	0	0	0	0	0	0	0

(a) Finance and service charges not included in Lines 1 to 35 \$.....1,700.

(b) For health business on indicated lines report: Number of persons insured under PPO managed care products.....0 and number of persons insured under indemnity only products.....0.

19.ND

EXHIBIT OF PREMIUMS AND LOSSES (Statutory Page 14)



NAIC Group Code....241 NAIC Company Code....34339

BUSINESS IN THE STATE OF NEBRASKA DURING THE YEAR

19.NE

Line of Business	Gross Premiums, Including Policy and Membership Fees, Less Return Premiums and Premiums on Policies not Taken		Dividends Paid or Credited to Policyholders on Direct Business	Direct Unearned Premium Reserves	Direct Losses Paid (deducting salvage)	Direct Losses Incurred	Direct Losses Unpaid	Direct Defense and Cost Containment Expense Paid	Direct Defense and Cost Containment Expense Incurred	Direct Defense and Cost Containment Expense Unpaid	Commissions and Brokerage Expenses	Taxes, Licenses and Fees
	Direct Premiums Written	Direct Premiums Earned										
1. Fire.....	0	0	0	0	0	0	0	0	0	0	0	0
2.1 Allied lines.....	0	0	0	0	0	0	0	0	0	0	0	0
2.2 Multiple peril crop.....	0	0	0	0	0	0	0	0	0	0	0	0
2.3 Federal flood.....	0	0	0	0	0	0	0	0	0	0	0	0
2.4 Private crop.....	0	0	0	0	0	0	0	0	0	0	0	0
2.5 Private flood.....	0	0	0	0	0	0	0	0	0	0	0	0
3. Farmowners multiple peril.....	0	0	0	0	0	0	0	0	0	0	0	0
4. Homeowners multiple peril.....	0	0	0	0	0	0	0	0	0	0	0	0
5.1 Commercial multiple peril (non-liability portion).....	0	0	0	0	0	0	0	0	0	0	0	0
5.2 Commercial multiple peril (liability portion).....	0	0	0	0	0	0	0	0	0	0	0	0
6. Mortgage guaranty.....	0	0	0	0	0	0	0	0	0	0	0	0
8. Ocean marine.....	0	0	0	0	0	0	0	0	0	0	0	0
9. Inland marine.....	0	0	0	0	0	0	0	0	0	0	0	0
10. Financial guaranty.....	0	0	0	0	0	0	0	0	0	0	0	0
11. Medical professional liability.....	0	0	0	0	0	0	0	0	0	0	0	0
12. Earthquake.....	0	0	0	0	0	0	0	0	0	0	0	0
13. Group accident and health (b).....	0	0	0	0	0	0	0	0	0	0	0	0
14. Credit A&H (group and individual).....	0	0	0	0	0	0	0	0	0	0	0	0
15.1 Collectively renewable A&H (b).....	0	0	0	0	0	0	0	0	0	0	0	0
15.2 Non-cancelable A&H (b).....	0	0	0	0	0	0	0	0	0	0	0	0
15.3 Guaranteed renewable A&H (b).....	0	0	0	0	0	0	0	0	0	0	0	0
15.4 Non-renewable for stated reasons only (b).....	0	0	0	0	0	0	0	0	0	0	0	0
15.5 Other accident only.....	0	0	0	0	0	0	0	0	0	0	0	0
15.6 Medicare Title XVIII exempt from state taxes or fees.....	0	0	0	0	0	0	0	0	0	0	0	0
15.7 All other A&H (b).....	0	0	0	0	0	0	0	0	0	0	0	0
15.8 Federal employees health benefits plan premium.....	0	0	0	0	0	0	0	0	0	0	0	0
16. Workers' compensation.....	0	0	0	0	0	0	0	0	0	0	0	0
17.1 Other liability-occurrence.....	0	0	0	0	0	0	0	0	0	0	0	0
17.2 Other liability-claims-made.....	0	0	0	0	0	0	0	0	0	0	0	0
17.3 Excess workers' compensation.....	0	0	0	0	0	0	0	0	0	0	0	0
18. Products liability.....	0	0	0	0	0	0	0	0	0	0	0	0
19.1 Private passenger auto no-fault (personal injury protection).....	0	0	0	0	0	0	0	0	0	0	0	0
19.2 Other private passenger auto liability.....	794,547	738,685	0	374,420	563,372	354,225	462,974	7,536	(14,997)	37,545	23,721	16,271
19.3 Commercial auto no-fault (personal injury protection).....	0	0	0	0	0	0	0	0	0	0	0	0
19.4 Other commercial auto liability.....	0	0	0	0	0	0	0	0	0	0	0	0
21.1 Private passenger auto physical damage.....	1,144,938	1,094,508	0	484,994	404,526	396,906	11,251	654	1,032	224	33,918	23,402
21.2 Commercial auto physical damage.....	0	0	0	0	0	0	0	0	0	0	0	0
22. Aircraft (all perils).....	0	0	0	0	0	0	0	0	0	0	0	0
23. Fidelity.....	0	0	0	0	0	0	0	0	0	0	0	0
24. Surety.....	0	0	0	0	0	0	0	0	0	0	0	0
26. Burglary and theft.....	0	0	0	0	0	0	0	0	0	0	0	0
27. Boiler and machinery.....	0	0	0	0	0	0	0	0	0	0	0	0
28. Credit.....	0	0	0	0	0	0	0	0	0	0	0	0
30. Warranty.....	0	0	0	0	0	0	0	0	0	0	0	0
34. Aggregate write-ins for other lines of business.....	0	0	0	0	0	0	0	0	0	0	0	0
35. TOTALS (a).....	1,939,485	1,833,193	0	859,414	967,898	751,131	474,225	8,190	(13,965)	37,769	57,639	39,673

DETAILS OF WRITE-INS

3401. MISCELLANEOUS.....	0	0	0	0	0	0	0	0	0	0	0	0
3402.	0	0	0	0	0	0	0	0	0	0	0	0
3403.	0	0	0	0	0	0	0	0	0	0	0	0
3498. Summary of remaining write-ins for Line 34 from overflow page.....	0	0	0	0	0	0	0	0	0	0	0	0
3499. TOTALS (Lines 3401 through 3403 plus 3498) (Line 34 above).....	0	0	0	0	0	0	0	0	0	0	0	0

(a) Finance and service charges not included in Lines 1 to 35 \$.....1,966.

(b) For health business on indicated lines report: Number of persons insured under PPO managed care products.....0 and number of persons insured under indemnity only products.....0.

EXHIBIT OF PREMIUMS AND LOSSES (Statutory Page 14)



NAIC Group Code....241 NAIC Company Code....34339

BUSINESS IN THE STATE OF NEW HAMPSHIRE DURING THE YEAR

19.NH

Line of Business	Gross Premiums, Including Policy and Membership Fees, Less Return Premiums and Premiums on Policies not Taken		Dividends Paid or Credited to Policyholders on Direct Business	Direct Unearned Premium Reserves	Direct Losses Paid (deducting salvage)	Direct Losses Incurred	Direct Losses Unpaid	Direct Defense and Cost Containment Expense Paid	Direct Defense and Cost Containment Expense Incurred	Direct Defense and Cost Containment Expense Unpaid	Commissions and Brokerage Expenses	Taxes, Licenses and Fees
	Direct Premiums Written	Direct Premiums Earned										
1. Fire.....	0	0	0	0	0	0	0	0	0	0	0	0
2.1 Allied lines.....	0	0	0	0	0	0	0	0	0	0	0	0
2.2 Multiple peril crop.....	0	0	0	0	0	0	0	0	0	0	0	0
2.3 Federal flood.....	0	0	0	0	0	0	0	0	0	0	0	0
2.4 Private crop.....	0	0	0	0	0	0	0	0	0	0	0	0
2.5 Private flood.....	0	0	0	0	0	0	0	0	0	0	0	0
3. Farmowners multiple peril.....	0	0	0	0	0	0	0	0	0	0	0	0
4. Homeowners multiple peril.....	5,047,624	4,988,550	0	2,673,552	2,374,889	2,759,806	921,281	53,572	62,712	38,393	213,858	111,411
5.1 Commercial multiple peril (non-liability portion).....	0	0	0	0	0	0	0	0	0	0	0	0
5.2 Commercial multiple peril (liability portion).....	0	0	0	0	0	0	0	0	0	0	0	0
6. Mortgage guaranty.....	0	0	0	0	0	0	0	0	0	0	0	0
8. Ocean marine.....	0	0	0	0	0	0	0	0	0	0	0	0
9. Inland marine.....	142,315	141,497	0	75,265	30,920	29,353	5,830	0	(66)	203	5,975	3,144
10. Financial guaranty.....	0	0	0	0	0	0	0	0	0	0	0	0
11. Medical professional liability.....	0	0	0	0	0	0	0	0	0	0	0	0
12. Earthquake.....	14,185	14,240	0	7,119	0	(139)	661	0	(3)	8	572	313
13. Group accident and health (b).....	0	0	0	0	0	0	0	0	0	0	0	0
14. Credit A&H (group and individual).....	0	0	0	0	0	0	0	0	0	0	0	0
15.1 Collectively renewable A&H (b).....	0	0	0	0	0	0	0	0	0	0	0	0
15.2 Non-cancelable A&H (b).....	0	0	0	0	0	0	0	0	0	0	0	0
15.3 Guaranteed renewable A&H (b).....	0	0	0	0	0	0	0	0	0	0	0	0
15.4 Non-renewable for stated reasons only (b).....	0	0	0	0	0	0	0	0	0	0	0	0
15.5 Other accident only.....	0	0	0	0	0	0	0	0	0	0	0	0
15.6 Medicare Title XVIII exempt from state taxes or fees.....	0	0	0	0	0	0	0	0	0	0	0	0
15.7 All other A&H (b).....	0	0	0	0	0	0	0	0	0	0	0	0
15.8 Federal employees health benefits plan premium.....	0	0	0	0	0	0	0	0	0	0	0	0
16. Workers' compensation.....	0	0	0	0	0	0	0	0	0	0	0	0
17.1 Other liability-occurrence.....	0	0	0	0	0	0	0	0	0	0	0	0
17.2 Other liability-claims-made.....	0	0	0	0	0	0	0	0	0	0	0	0
17.3 Excess workers' compensation.....	0	0	0	0	0	0	0	0	0	0	0	0
18. Products liability.....	0	0	0	0	0	0	0	0	0	0	0	0
19.1 Private passenger auto no-fault (personal injury protection).....	0	0	0	0	0	0	0	0	0	0	0	0
19.2 Other private passenger auto liability.....	6,952,283	6,697,572	0	2,402,295	3,515,447	3,652,146	4,202,604	76,860	64,474	318,569	316,199	153,402
19.3 Commercial auto no-fault (personal injury protection).....	0	0	0	0	0	0	0	0	0	0	0	0
19.4 Other commercial auto liability.....	0	0	0	0	0	0	0	0	0	0	0	0
21.1 Private passenger auto physical damage.....	6,708,763	6,419,043	0	2,304,025	3,838,145	3,849,359	(64,155)	9,125	10,086	3,595	303,950	148,129
21.2 Commercial auto physical damage.....	0	0	0	0	0	0	0	0	0	0	0	0
22. Aircraft (all perils).....	0	0	0	0	0	0	0	0	0	0	0	0
23. Fidelity.....	0	0	0	0	0	0	0	0	0	0	0	0
24. Surety.....	0	0	0	0	0	0	0	0	0	0	0	0
26. Burglary and theft.....	0	0	0	0	0	0	0	0	0	0	0	0
27. Boiler and machinery.....	0	0	0	0	0	0	0	0	0	0	0	0
28. Credit.....	0	0	0	0	0	0	0	0	0	0	0	0
30. Warranty.....	0	0	0	0	0	0	0	0	0	0	0	0
34. Aggregate write-ins for other lines of business.....	0	0	0	0	0	0	0	0	0	0	0	0
35. TOTALS (a).....	18,865,170	18,260,902	0	7,462,256	9,759,401	10,290,525	5,066,221	139,557	137,203	360,768	840,554	416,399

DETAILS OF WRITE-INS

3401. MISCELLANEOUS.....	0	0	0	0	0	0	0	0	0	0	0	0
3402.	0	0	0	0	0	0	0	0	0	0	0	0
3403.	0	0	0	0	0	0	0	0	0	0	0	0
3498. Summary of remaining write-ins for Line 34 from overflow page.....	0	0	0	0	0	0	0	0	0	0	0	0
3499. TOTALS (Lines 3401 through 3403 plus 3498) (Line 34 above).....	0	0	0	0	0	0	0	0	0	0	0	0

(a) Finance and service charges not included in Lines 1 to 35 \$.....31,922.

(b) For health business on indicated lines report: Number of persons insured under PPO managed care products.....0 and number of persons insured under indemnity only products.....0.

EXHIBIT OF PREMIUMS AND LOSSES (Statutory Page 14)



NAIC Group Code....241 NAIC Company Code....34339

BUSINESS IN THE STATE OF NEW JERSEY DURING THE YEAR

19.NJ

Line of Business	Gross Premiums, Including Policy and Membership Fees, Less Return Premiums and Premiums on Policies not Taken		Dividends Paid or Credited to Policyholders on Direct Business	Direct Unearned Premium Reserves	Direct Losses Paid (deducting salvage)	Direct Losses Incurred	Direct Losses Unpaid	Direct Defense and Cost Containment Expense Paid	Direct Defense and Cost Containment Expense Incurred	Direct Defense and Cost Containment Expense Unpaid	Commissions and Brokerage Expenses	Taxes, Licenses and Fees
	1 Direct Premiums Written	2 Direct Premiums Earned										
1. Fire.....	0	0	0	0	0	0	0	0	0	0	0	0
2.1 Allied lines.....	0	0	0	0	0	0	0	0	0	0	0	0
2.2 Multiple peril crop.....	0	0	0	0	0	0	0	0	0	0	0	0
2.3 Federal flood.....	0	0	0	0	0	0	0	0	0	0	0	0
2.4 Private crop.....	0	0	0	0	0	0	0	0	0	0	0	0
2.5 Private flood.....	0	0	0	0	0	0	0	0	0	0	0	0
3. Farmowners multiple peril.....	0	0	0	0	0	0	0	0	0	0	0	0
4. Homeowners multiple peril.....	20,832,130	20,529,646	0	10,943,125	9,446,335	9,009,443	3,470,671	86,375	96,673	161,519	901,354	508,649
5.1 Commercial multiple peril (non-liability portion).....	0	0	0	0	0	0	0	0	0	0	0	0
5.2 Commercial multiple peril (liability portion).....	0	0	0	0	0	0	0	0	0	0	0	0
6. Mortgage guaranty.....	0	0	0	0	0	0	0	0	0	0	0	0
8. Ocean marine.....	0	0	0	0	0	0	0	0	0	0	0	0
9. Inland marine.....	729,951	743,216	0	376,173	233,180	260,377	91,150	0	241	2,781	31,527	17,798
10. Financial guaranty.....	0	0	0	0	0	0	0	0	0	0	0	0
11. Medical professional liability.....	0	0	0	0	0	0	0	0	0	0	0	0
12. Earthquake.....	19,925	20,728	0	10,411	0	(186)	1,623	0	(4)	27	878	487
13. Group accident and health (b).....	0	0	0	0	0	0	0	0	0	0	0	0
14. Credit A&H (group and individual).....	0	0	0	0	0	0	0	0	0	0	0	0
15.1 Collectively renewable A&H (b).....	0	0	0	0	0	0	0	0	0	0	0	0
15.2 Non-cancelable A&H (b).....	0	0	0	0	0	0	0	0	0	0	0	0
15.3 Guaranteed renewable A&H (b).....	0	0	0	0	0	0	0	0	0	0	0	0
15.4 Non-renewable for stated reasons only (b).....	0	0	0	0	0	0	0	0	0	0	0	0
15.5 Other accident only.....	0	0	0	0	0	0	0	0	0	0	0	0
15.6 Medicare Title XVIII exempt from state taxes or fees.....	0	0	0	0	0	0	0	0	0	0	0	0
15.7 All other A&H (b).....	0	0	0	0	0	0	0	0	0	0	0	0
15.8 Federal employees health benefits plan premium.....	0	0	0	0	0	0	0	0	0	0	0	0
16. Workers' compensation.....	0	0	0	0	0	0	0	0	0	0	0	0
17.1 Other liability-occurrence.....	2,409,569	2,299,793	0	1,221,533	0	528,529	1,932,893	577	3,538	11,859	282,218	58,833
17.2 Other liability-claims-made.....	0	0	0	0	0	0	0	0	0	0	0	0
17.3 Excess workers' compensation.....	0	0	0	0	0	0	0	0	0	0	0	0
18. Products liability.....	0	0	0	0	0	0	0	0	0	0	0	0
19.1 Private passenger auto no-fault (personal injury protection).....	2,502,312	2,632,251	0	577,646	3,312,332	1,527,061	2,082,035	587,807	102,899	552,816	131,024	61,120
19.2 Other private passenger auto liability.....	5,002,201	5,187,714	0	1,156,177	3,006,332	2,065,799	4,927,819	414,351	314,835	412,827	261,050	122,106
19.3 Commercial auto no-fault (personal injury protection).....	0	0	0	0	0	0	0	0	0	0	0	0
19.4 Other commercial auto liability.....	0	0	0	0	0	0	0	0	0	0	0	0
21.1 Private passenger auto physical damage.....	3,854,283	3,980,525	0	902,618	1,612,339	1,583,768	(62,167)	5,088	6,294	3,460	200,519	94,104
21.2 Commercial auto physical damage.....	0	0	0	0	0	0	0	0	0	0	0	0
22. Aircraft (all perils).....	0	0	0	0	0	0	0	0	0	0	0	0
23. Fidelity.....	0	0	0	0	0	0	0	0	0	0	0	0
24. Surety.....	0	0	0	0	0	0	0	0	0	0	0	0
26. Burglary and theft.....	0	0	0	0	0	0	0	0	0	0	0	0
27. Boiler and machinery.....	0	0	0	0	0	0	0	0	0	0	0	0
28. Credit.....	0	0	0	0	0	0	0	0	0	0	0	0
30. Warranty.....	0	0	0	0	0	0	0	0	0	0	0	0
34. Aggregate write-ins for other lines of business.....	0	0	0	0	0	0	0	0	0	0	0	0
35. TOTALS (a).....	35,350,371	35,393,873	0	15,187,683	17,610,518	14,974,791	12,444,024	1,094,198	524,476	1,145,289	1,808,570	863,097

DETAILS OF WRITE-INS

3401. MISCELLANEOUS.....	0	0	0	0	0	0	0	0	0	0	0	0
3402.	0	0	0	0	0	0	0	0	0	0	0	0
3403.	0	0	0	0	0	0	0	0	0	0	0	0
3498. Summary of remaining write-ins for Line 34 from overflow page.....	0	0	0	0	0	0	0	0	0	0	0	0
3499. TOTALS (Lines 3401 through 3403 plus 3498) (Line 34 above).....	0	0	0	0	0	0	0	0	0	0	0	0

(a) Finance and service charges not included in Lines 1 to 35 \$.....46,804.

(b) For health business on indicated lines report: Number of persons insured under PPO managed care products.....0 and number of persons insured under indemnity only products.....0.

EXHIBIT OF PREMIUMS AND LOSSES (Statutory Page 14)



NAIC Group Code....241 NAIC Company Code....34339

BUSINESS IN THE STATE OF NEW MEXICO DURING THE YEAR

19.NM

Line of Business	Gross Premiums, Including Policy and Membership Fees, Less Return Premiums and Premiums on Policies not Taken		Dividends Paid or Credited to Policyholders on Direct Business	Direct Unearned Premium Reserves	Direct Losses Paid (deducting salvage)	Direct Losses Incurred	Direct Losses Unpaid	Direct Defense and Cost Containment Expense Paid	Direct Defense and Cost Containment Expense Incurred	Direct Defense and Cost Containment Expense Unpaid	Commissions and Brokerage Expenses	Taxes, Licenses and Fees
	Direct Premiums Written	Direct Premiums Earned										
1. Fire.....	0	0	0	0	0	0	0	0	0	0	0	0
2.1 Allied lines.....	0	0	0	0	0	0	0	0	0	0	0	0
2.2 Multiple peril crop.....	0	0	0	0	0	0	0	0	0	0	0	0
2.3 Federal flood.....	0	0	0	0	0	0	0	0	0	0	0	0
2.4 Private crop.....	0	0	0	0	0	0	0	0	0	0	0	0
2.5 Private flood.....	0	0	0	0	0	0	0	0	0	0	0	0
3. Farmowners multiple peril.....	0	0	0	0	0	0	0	0	0	0	0	0
4. Homeowners multiple peril.....	0	0	0	0	0	0	0	0	0	0	0	0
5.1 Commercial multiple peril (non-liability portion).....	0	0	0	0	0	0	0	0	0	0	0	0
5.2 Commercial multiple peril (liability portion).....	0	0	0	0	0	0	0	0	0	0	0	0
6. Mortgage guaranty.....	0	0	0	0	0	0	0	0	0	0	0	0
8. Ocean marine.....	0	0	0	0	0	0	0	0	0	0	0	0
9. Inland marine.....	0	0	0	0	0	0	0	0	0	0	0	0
10. Financial guaranty.....	0	0	0	0	0	0	0	0	0	0	0	0
11. Medical professional liability.....	0	0	0	0	0	0	0	0	0	0	0	0
12. Earthquake.....	0	0	0	0	0	0	0	0	0	0	0	0
13. Group accident and health (b).....	0	0	0	0	0	0	0	0	0	0	0	0
14. Credit A&H (group and individual).....	0	0	0	0	0	0	0	0	0	0	0	0
15.1 Collectively renewable A&H (b).....	0	0	0	0	0	0	0	0	0	0	0	0
15.2 Non-cancelable A&H (b).....	0	0	0	0	0	0	0	0	0	0	0	0
15.3 Guaranteed renewable A&H (b).....	0	0	0	0	0	0	0	0	0	0	0	0
15.4 Non-renewable for stated reasons only (b).....	0	0	0	0	0	0	0	0	0	0	0	0
15.5 Other accident only.....	0	0	0	0	0	0	0	0	0	0	0	0
15.6 Medicare Title XVIII exempt from state taxes or fees.....	0	0	0	0	0	0	0	0	0	0	0	0
15.7 All other A&H (b).....	0	0	0	0	0	0	0	0	0	0	0	0
15.8 Federal employees health benefits plan premium.....	0	0	0	0	0	0	0	0	0	0	0	0
16. Workers' compensation.....	0	0	0	0	0	0	0	0	0	0	0	0
17.1 Other liability-occurrence.....	0	0	0	0	0	0	0	0	0	0	0	0
17.2 Other liability-claims-made.....	0	0	0	0	0	0	0	0	0	0	0	0
17.3 Excess workers' compensation.....	0	0	0	0	0	0	0	0	0	0	0	0
18. Products liability.....	0	0	0	0	0	0	0	0	0	0	0	0
19.1 Private passenger auto no-fault (personal injury protection).....	0	0	0	0	0	0	0	0	0	0	0	0
19.2 Other private passenger auto liability.....	0	0	0	0	0	0	0	0	0	0	0	0
19.3 Commercial auto no-fault (personal injury protection).....	0	0	0	0	0	0	0	0	0	0	0	0
19.4 Other commercial auto liability.....	0	0	0	0	0	0	0	0	0	0	0	0
21.1 Private passenger auto physical damage.....	0	0	0	0	0	0	0	0	0	0	0	0
21.2 Commercial auto physical damage.....	0	0	0	0	0	0	0	0	0	0	0	0
22. Aircraft (all perils).....	0	0	0	0	0	0	0	0	0	0	0	0
23. Fidelity.....	0	0	0	0	0	0	0	0	0	0	0	0
24. Surety.....	0	0	0	0	0	0	0	0	0	0	0	0
26. Burglary and theft.....	0	0	0	0	0	0	0	0	0	0	0	0
27. Boiler and machinery.....	0	0	0	0	0	0	0	0	0	0	0	0
28. Credit.....	0	0	0	0	0	0	0	0	0	0	0	0
30. Warranty.....	0	0	0	0	0	0	0	0	0	0	0	0
34. Aggregate write-ins for other lines of business.....	0	0	0	0	0	0	0	0	0	0	0	0
35. TOTALS (a).....	0	0	0	0	0	0	0	0	0	0	0	0

DETAILS OF WRITE-INS

3401. MISCELLANEOUS.....	0	0	0	0	0	0	0	0	0	0	0	0
3402.	0	0	0	0	0	0	0	0	0	0	0	0
3403.	0	0	0	0	0	0	0	0	0	0	0	0
3498. Summary of remaining write-ins for Line 34 from overflow page.....	0	0	0	0	0	0	0	0	0	0	0	0
3499. TOTALS (Lines 3401 through 3403 plus 3498) (Line 34 above).....	0	0	0	0	0	0	0	0	0	0	0	0

(a) Finance and service charges not included in Lines 1 to 35 \$.....0.

(b) For health business on indicated lines report: Number of persons insured under PPO managed care products.....0 and number of persons insured under indemnity only products.....0.

EXHIBIT OF PREMIUMS AND LOSSES (Statutory Page 14)



NAIC Group Code....241 NAIC Company Code....34339

BUSINESS IN THE STATE OF NEVADA DURING THE YEAR

19.NV

Line of Business	Gross Premiums, Including Policy and Membership Fees, Less Return Premiums and Premiums on Policies not Taken		3 Dividends Paid or Credited to Policyholders on Direct Business	4 Direct Unearned Premium Reserves	5 Direct Losses Paid (deducting salvage)	6 Direct Losses Incurred	7 Direct Losses Unpaid	8 Direct Defense and Cost Containment Expense Paid	9 Direct Defense and Cost Containment Expense Incurred	10 Direct Defense and Cost Containment Expense Unpaid	11 Commissions and Brokerage Expenses	12 Taxes, Licenses and Fees
	1 Direct Premiums Written	2 Direct Premiums Earned										
1. Fire.....	0	0	0	0	0	0	0	0	0	0	0	0
2.1 Allied lines.....	0	0	0	0	0	0	0	0	0	0	0	0
2.2 Multiple peril crop.....	0	0	0	0	0	0	0	0	0	0	0	0
2.3 Federal flood.....	0	0	0	0	0	0	0	0	0	0	0	0
2.4 Private crop.....	0	0	0	0	0	0	0	0	0	0	0	0
2.5 Private flood.....	0	0	0	0	0	0	0	0	0	0	0	0
3. Farmowners multiple peril.....	0	0	0	0	0	0	0	0	0	0	0	0
4. Homeowners multiple peril.....	0	0	0	0	0	0	0	0	0	0	0	0
5.1 Commercial multiple peril (non-liability portion).....	0	0	0	0	0	0	0	0	0	0	0	0
5.2 Commercial multiple peril (liability portion).....	0	0	0	0	0	0	0	0	0	0	0	0
6. Mortgage guaranty.....	0	0	0	0	0	0	0	0	0	0	0	0
8. Ocean marine.....	0	0	0	0	0	0	0	0	0	0	0	0
9. Inland marine.....	0	0	0	0	0	0	0	0	0	0	0	0
10. Financial guaranty.....	0	0	0	0	0	0	0	0	0	0	0	0
11. Medical professional liability.....	0	0	0	0	0	0	0	0	0	0	0	0
12. Earthquake.....	0	0	0	0	0	0	0	0	0	0	0	0
13. Group accident and health (b).....	0	0	0	0	0	0	0	0	0	0	0	0
14. Credit A&H (group and individual).....	0	0	0	0	0	0	0	0	0	0	0	0
15.1 Collectively renewable A&H (b).....	0	0	0	0	0	0	0	0	0	0	0	0
15.2 Non-cancelable A&H (b).....	0	0	0	0	0	0	0	0	0	0	0	0
15.3 Guaranteed renewable A&H (b).....	0	0	0	0	0	0	0	0	0	0	0	0
15.4 Non-renewable for stated reasons only (b).....	0	0	0	0	0	0	0	0	0	0	0	0
15.5 Other accident only.....	0	0	0	0	0	0	0	0	0	0	0	0
15.6 Medicare Title XVIII exempt from state taxes or fees.....	0	0	0	0	0	0	0	0	0	0	0	0
15.7 All other A&H (b).....	0	0	0	0	0	0	0	0	0	0	0	0
15.8 Federal employees health benefits plan premium.....	0	0	0	0	0	0	0	0	0	0	0	0
16. Workers' compensation.....	0	0	0	0	0	0	0	0	0	0	0	0
17.1 Other liability-occurrence.....	0	0	0	0	0	0	0	0	0	0	0	0
17.2 Other liability-claims-made.....	0	0	0	0	0	0	0	0	0	0	0	0
17.3 Excess workers' compensation.....	0	0	0	0	0	0	0	0	0	0	0	0
18. Products liability.....	0	0	0	0	0	0	0	0	0	0	0	0
19.1 Private passenger auto no-fault (personal injury protection).....	0	0	0	0	0	0	0	0	0	0	0	0
19.2 Other private passenger auto liability.....	8,844,836	8,197,234	0	3,528,362	6,202,216	6,920,317	6,947,734	362,159	398,822	589,579	398,815	314,809
19.3 Commercial auto no-fault (personal injury protection).....	0	0	0	0	0	0	0	0	0	0	0	0
19.4 Other commercial auto liability.....	0	0	0	0	0	0	0	0	0	0	0	0
21.1 Private passenger auto physical damage.....	3,827,598	3,552,764	0	1,514,550	2,054,050	2,163,235	73,516	12,451	10,907	10	172,936	136,350
21.2 Commercial auto physical damage.....	0	0	0	0	0	0	0	0	0	0	0	0
22. Aircraft (all perils).....	0	0	0	0	0	0	0	0	0	0	0	0
23. Fidelity.....	0	0	0	0	0	0	0	0	0	0	0	0
24. Surety.....	0	0	0	0	0	0	0	0	0	0	0	0
26. Burglary and theft.....	0	0	0	0	0	0	0	0	0	0	0	0
27. Boiler and machinery.....	0	0	0	0	0	0	0	0	0	0	0	0
28. Credit.....	0	0	0	0	0	0	0	0	0	0	0	0
30. Warranty.....	0	0	0	0	0	0	0	0	0	0	0	0
34. Aggregate write-ins for other lines of business.....	0	0	0	0	0	0	0	0	0	0	0	0
35. TOTALS (a).....	12,672,434	11,749,998	0	5,042,912	8,256,266	9,083,552	7,021,250	374,610	409,729	589,589	571,751	451,159

DETAILS OF WRITE-INS

3401. MISCELLANEOUS.....	0	0	0	0	0	0	0	0	0	0	0	0
3402.	0	0	0	0	0	0	0	0	0	0	0	0
3403.	0	0	0	0	0	0	0	0	0	0	0	0
3498. Summary of remaining write-ins for Line 34 from overflow page.....	0	0	0	0	0	0	0	0	0	0	0	0
3499. TOTALS (Lines 3401 through 3403 plus 3498) (Line 34 above).....	0	0	0	0	0	0	0	0	0	0	0	0

(a) Finance and service charges not included in Lines 1 to 35 \$.....8,769.

(b) For health business on indicated lines report: Number of persons insured under PPO managed care products.....0 and number of persons insured under indemnity only products.....0.

EXHIBIT OF PREMIUMS AND LOSSES (Statutory Page 14)



NAIC Group Code....241 NAIC Company Code....34339

BUSINESS IN THE STATE OF NEW YORK DURING THE YEAR

19.NY

Line of Business	Gross Premiums, Including Policy and Membership Fees, Less Return Premiums and Premiums on Policies not Taken		Dividends Paid or Credited to Policyholders on Direct Business	Direct Unearned Premium Reserves	Direct Losses Paid (deducting salvage)	Direct Losses Incurred	Direct Losses Unpaid	Direct Defense and Cost Containment Expense Paid	Direct Defense and Cost Containment Expense Incurred	Direct Defense and Cost Containment Expense Unpaid	Commissions and Brokerage Expenses	Taxes, Licenses and Fees
	Direct Premiums Written	Direct Premiums Earned										
1. Fire.....	0	0	0	0	0	0	0	0	0	0	0	0
2.1 Allied lines.....	0	0	0	0	0	0	0	0	0	0	0	0
2.2 Multiple peril crop.....	0	0	0	0	0	0	0	0	0	0	0	0
2.3 Federal flood.....	0	0	0	0	0	0	0	0	0	0	0	0
2.4 Private crop.....	0	0	0	0	0	0	0	0	0	0	0	0
2.5 Private flood.....	0	0	0	0	0	0	0	0	0	0	0	0
3. Farmowners multiple peril.....	0	0	0	0	0	0	0	0	0	0	0	0
4. Homeowners multiple peril.....	0	0	0	0	0	0	0	0	0	0	0	0
5.1 Commercial multiple peril (non-liability portion).....	0	0	0	0	0	0	0	0	0	0	0	0
5.2 Commercial multiple peril (liability portion).....	0	0	0	0	0	0	0	0	0	0	0	0
6. Mortgage guaranty.....	0	0	0	0	0	0	0	0	0	0	0	0
8. Ocean marine.....	0	0	0	0	0	0	0	0	0	0	0	0
9. Inland marine.....	0	0	0	0	0	0	0	0	0	0	0	0
10. Financial guaranty.....	0	0	0	0	0	0	0	0	0	0	0	0
11. Medical professional liability.....	0	0	0	0	0	0	0	0	0	0	0	0
12. Earthquake.....	0	0	0	0	0	0	0	0	0	0	0	0
13. Group accident and health (b).....	0	0	0	0	0	0	0	0	0	0	0	0
14. Credit A&H (group and individual).....	0	0	0	0	0	0	0	0	0	0	0	0
15.1 Collectively renewable A&H (b).....	0	0	0	0	0	0	0	0	0	0	0	0
15.2 Non-cancelable A&H (b).....	0	0	0	0	0	0	0	0	0	0	0	0
15.3 Guaranteed renewable A&H (b).....	0	0	0	0	0	0	0	0	0	0	0	0
15.4 Non-renewable for stated reasons only (b).....	0	0	0	0	0	0	0	0	0	0	0	0
15.5 Other accident only.....	0	0	0	0	0	0	0	0	0	0	0	0
15.6 Medicare Title XVIII exempt from state taxes or fees.....	0	0	0	0	0	0	0	0	0	0	0	0
15.7 All other A&H (b).....	0	0	0	0	0	0	0	0	0	0	0	0
15.8 Federal employees health benefits plan premium.....	0	0	0	0	0	0	0	0	0	0	0	0
16. Workers' compensation.....	0	0	0	0	0	0	0	0	0	0	0	0
17.1 Other liability-occurrence.....	0	0	0	0	0	0	0	0	0	0	0	0
17.2 Other liability-claims-made.....	0	0	0	0	0	0	0	0	0	0	0	0
17.3 Excess workers' compensation.....	0	0	0	0	0	0	0	0	0	0	0	0
18. Products liability.....	0	0	0	0	0	0	0	0	0	0	0	0
19.1 Private passenger auto no-fault (personal injury protection).....	14,886,278	14,881,032	0	6,243,699	7,984,227	8,532,084	7,718,274	679,712	804,992	2,049,340	467,312	334,303
19.2 Other private passenger auto liability.....	41,190,369	40,896,596	0	17,583,587	22,271,232	23,807,426	38,768,096	884,448	842,034	3,133,319	1,289,383	924,257
19.3 Commercial auto no-fault (personal injury protection).....	0	0	0	0	0	0	0	0	0	0	0	0
19.4 Other commercial auto liability.....	0	0	0	0	0	0	0	0	0	0	0	0
21.1 Private passenger auto physical damage.....	39,708,291	38,601,459	0	16,868,980	20,648,478	20,541,070	(938,891)	74,668	84,636	33,154	1,243,364	891,374
21.2 Commercial auto physical damage.....	0	0	0	0	0	0	0	0	0	0	0	0
22. Aircraft (all perils).....	0	0	0	0	0	0	0	0	0	0	0	0
23. Fidelity.....	0	0	0	0	0	0	0	0	0	0	0	0
24. Surety.....	0	0	0	0	0	0	0	0	0	0	0	0
26. Burglary and theft.....	0	0	0	0	0	0	0	0	0	0	0	0
27. Boiler and machinery.....	0	0	0	0	0	0	0	0	0	0	0	0
28. Credit.....	0	0	0	0	0	0	0	0	0	0	0	0
30. Warranty.....	0	0	0	0	0	0	0	0	0	0	0	0
34. Aggregate write-ins for other lines of business.....	0	0	0	0	0	0	0	0	0	0	0	0
35. TOTALS (a).....	95,784,938	94,379,087	0	40,696,266	50,903,937	52,880,580	45,547,479	1,638,828	1,731,662	5,215,813	3,000,059	2,149,934

DETAILS OF WRITE-INS

3401. MISCELLANEOUS.....	0	0	0	0	0	0	0	0	0	0	0	0
3402.	0	0	0	0	0	0	0	0	0	0	0	0
3403.	0	0	0	0	0	0	0	0	0	0	0	0
3498. Summary of remaining write-ins for Line 34 from overflow page.....	0	0	0	0	0	0	0	0	0	0	0	0
3499. TOTALS (Lines 3401 through 3403 plus 3498) (Line 34 above).....	0	0	0	0	0	0	0	0	0	0	0	0

(a) Finance and service charges not included in Lines 1 to 35 \$.....282,602.

(b) For health business on indicated lines report: Number of persons insured under PPO managed care products.....0 and number of persons insured under indemnity only products.....0.

EXHIBIT OF PREMIUMS AND LOSSES (Statutory Page 14)



NAIC Group Code....241 NAIC Company Code....34339

BUSINESS IN THE STATE OF OHIO DURING THE YEAR

19.OH

Line of Business	Gross Premiums, Including Policy and Membership Fees, Less Return Premiums and Premiums on Policies not Taken		Dividends Paid or Credited to Policyholders on Direct Business	Direct Unearned Premium Reserves	Direct Losses Paid (deducting salvage)	Direct Losses Incurred	Direct Losses Unpaid	Direct Defense and Cost Containment Expense Paid	Direct Defense and Cost Containment Expense Incurred	Direct Defense and Cost Containment Expense Unpaid	Commissions and Brokerage Expenses	Taxes, Licenses and Fees
	Direct Premiums Written	Direct Premiums Earned										
1. Fire.....	0	0	0	0	0	0	0	0	0	0	0	0
2.1 Allied lines.....	0	0	0	0	0	0	0	0	0	0	0	0
2.2 Multiple peril crop.....	0	0	0	0	0	0	0	0	0	0	0	0
2.3 Federal flood.....	0	0	0	0	0	0	0	0	0	0	0	0
2.4 Private crop.....	0	0	0	0	0	0	0	0	0	0	0	0
2.5 Private flood.....	0	0	0	0	0	0	0	0	0	0	0	0
3. Farmowners multiple peril.....	0	0	0	0	0	0	0	0	0	0	0	0
4. Homeowners multiple peril.....	9,662,941	9,952,604	0	5,100,408	3,434,583	3,841,234	1,047,804	10,490	28,432	45,920	418,653	217,320
5.1 Commercial multiple peril (non-liability portion).....	0	0	0	0	0	0	0	0	0	0	0	0
5.2 Commercial multiple peril (liability portion).....	0	0	0	0	0	0	0	0	0	0	0	0
6. Mortgage guaranty.....	0	0	0	0	0	0	0	0	0	0	0	0
8. Ocean marine.....	0	0	0	0	0	0	0	0	0	0	0	0
9. Inland marine.....	246,701	247,892	0	127,045	111,450	106,022	9,355	4,158	3,958	340	10,496	5,545
10. Financial guaranty.....	0	0	0	0	0	0	0	0	0	0	0	0
11. Medical professional liability.....	0	0	0	0	0	0	0	0	0	0	0	0
12. Earthquake.....	17,856	18,944	0	9,131	0	(345)	883	0	(7)	13	796	401
13. Group accident and health (b).....	0	0	0	0	0	0	0	0	0	0	0	0
14. Credit A&H (group and individual).....	0	0	0	0	0	0	0	0	0	0	0	0
15.1 Collectively renewable A&H (b).....	0	0	0	0	0	0	0	0	0	0	0	0
15.2 Non-cancelable A&H (b).....	0	0	0	0	0	0	0	0	0	0	0	0
15.3 Guaranteed renewable A&H (b).....	0	0	0	0	0	0	0	0	0	0	0	0
15.4 Non-renewable for stated reasons only (b).....	0	0	0	0	0	0	0	0	0	0	0	0
15.5 Other accident only.....	0	0	0	0	0	0	0	0	0	0	0	0
15.6 Medicare Title XVIII exempt from state taxes or fees.....	0	0	0	0	0	0	0	0	0	0	0	0
15.7 All other A&H (b).....	0	0	0	0	0	0	0	0	0	0	0	0
15.8 Federal employees health benefits plan premium.....	0	0	0	0	0	0	0	0	0	0	0	0
16. Workers' compensation.....	0	0	0	0	0	0	0	0	0	0	0	0
17.1 Other liability-occurrence.....	0	0	0	0	0	0	0	0	0	0	0	0
17.2 Other liability-claims-made.....	0	0	0	0	0	0	0	0	0	0	0	0
17.3 Excess workers' compensation.....	0	0	0	0	0	0	0	0	0	0	0	0
18. Products liability.....	0	0	0	0	0	0	0	0	0	0	0	0
19.1 Private passenger auto no-fault (personal injury protection).....	0	0	0	0	0	0	0	0	0	0	0	0
19.2 Other private passenger auto liability.....	13,477,140	13,203,613	0	5,885,116	7,709,905	7,911,286	6,690,494	152,146	135,150	532,249	515,696	270,459
19.3 Commercial auto no-fault (personal injury protection).....	0	0	0	0	0	0	0	0	0	0	0	0
19.4 Other commercial auto liability.....	0	0	0	0	0	0	0	0	0	0	0	0
21.1 Private passenger auto physical damage.....	13,100,838	12,604,518	0	5,661,674	6,653,980	6,637,336	125,040	12,472	13,351	3,536	502,327	262,922
21.2 Commercial auto physical damage.....	0	0	0	0	0	0	0	0	0	0	0	0
22. Aircraft (all perils).....	0	0	0	0	0	0	0	0	0	0	0	0
23. Fidelity.....	0	0	0	0	0	0	0	0	0	0	0	0
24. Surety.....	0	0	0	0	0	0	0	0	0	0	0	0
26. Burglary and theft.....	0	0	0	0	0	0	0	0	0	0	0	0
27. Boiler and machinery.....	0	0	0	0	0	0	0	0	0	0	0	0
28. Credit.....	0	0	0	0	0	0	0	0	0	0	0	0
30. Warranty.....	0	0	0	0	0	0	0	0	0	0	0	0
34. Aggregate write-ins for other lines of business.....	0	0	0	0	0	0	0	0	0	0	0	0
35. TOTALS (a).....	36,505,476	36,027,571	0	16,783,374	17,909,918	18,495,533	7,873,576	179,266	180,884	582,058	1,447,968	756,647

DETAILS OF WRITE-INS

3401. MISCELLANEOUS.....	0	0	0	0	0	0	0	0	0	0	0	0
3402.	0	0	0	0	0	0	0	0	0	0	0	0
3403.	0	0	0	0	0	0	0	0	0	0	0	0
3498. Summary of remaining write-ins for Line 34 from overflow page.....	0	0	0	0	0	0	0	0	0	0	0	0
3499. TOTALS (Lines 3401 through 3403 plus 3498) (Line 34 above).....	0	0	0	0	0	0	0	0	0	0	0	0

(a) Finance and service charges not included in Lines 1 to 35 \$.....54,914.

(b) For health business on indicated lines report: Number of persons insured under PPO managed care products.....0 and number of persons insured under indemnity only products.....0.

EXHIBIT OF PREMIUMS AND LOSSES (Statutory Page 14)



NAIC Group Code....241 NAIC Company Code....34339

BUSINESS IN THE STATE OF OKLAHOMA DURING THE YEAR

Line of Business	Gross Premiums, Including Policy and Membership Fees, Less Return Premiums and Premiums on Policies not Taken		3 Dividends Paid or Credited to Policyholders on Direct Business	4 Direct Unearned Premium Reserves	5 Direct Losses Paid (deducting salvage)	6 Direct Losses Incurred	7 Direct Losses Unpaid	8 Direct Defense and Cost Containment Expense Paid	9 Direct Defense and Cost Containment Expense Incurred	10 Direct Defense and Cost Containment Expense Unpaid	11 Commissions and Brokerage Expenses	12 Taxes, Licenses and Fees
	1 Direct Premiums Written	2 Direct Premiums Earned										
1. Fire.....	0	0	0	0	0	0	0	0	0	0	0	0
2.1 Allied lines.....	0	0	0	0	0	0	0	0	0	0	0	0
2.2 Multiple peril crop.....	0	0	0	0	0	0	0	0	0	0	0	0
2.3 Federal flood.....	0	0	0	0	0	0	0	0	0	0	0	0
2.4 Private crop.....	0	0	0	0	0	0	0	0	0	0	0	0
2.5 Private flood.....	0	0	0	0	0	0	0	0	0	0	0	0
3. Farmowners multiple peril.....	0	0	0	0	0	0	0	0	0	0	0	0
4. Homeowners multiple peril.....	0	0	0	0	0	0	0	0	0	0	0	0
5.1 Commercial multiple peril (non-liability portion).....	0	0	0	0	0	0	0	0	0	0	0	0
5.2 Commercial multiple peril (liability portion).....	0	0	0	0	0	0	0	0	0	0	0	0
6. Mortgage guaranty.....	0	0	0	0	0	0	0	0	0	0	0	0
8. Ocean marine.....	0	0	0	0	0	0	0	0	0	0	0	0
9. Inland marine.....	0	0	0	0	0	0	0	0	0	0	0	0
10. Financial guaranty.....	0	0	0	0	0	0	0	0	0	0	0	0
11. Medical professional liability.....	0	0	0	0	0	0	0	0	0	0	0	0
12. Earthquake.....	0	0	0	0	0	0	0	0	0	0	0	0
13. Group accident and health (b).....	0	0	0	0	0	0	0	0	0	0	0	0
14. Credit A&H (group and individual).....	0	0	0	0	0	0	0	0	0	0	0	0
15.1 Collectively renewable A&H (b).....	0	0	0	0	0	0	0	0	0	0	0	0
15.2 Non-cancelable A&H (b).....	0	0	0	0	0	0	0	0	0	0	0	0
15.3 Guaranteed renewable A&H (b).....	0	0	0	0	0	0	0	0	0	0	0	0
15.4 Non-renewable for stated reasons only (b).....	0	0	0	0	0	0	0	0	0	0	0	0
15.5 Other accident only.....	0	0	0	0	0	0	0	0	0	0	0	0
15.6 Medicare Title XVIII exempt from state taxes or fees.....	0	0	0	0	0	0	0	0	0	0	0	0
15.7 All other A&H (b).....	0	0	0	0	0	0	0	0	0	0	0	0
15.8 Federal employees health benefits plan premium.....	0	0	0	0	0	0	0	0	0	0	0	0
16. Workers' compensation.....	0	0	0	0	0	0	0	0	0	0	0	0
17.1 Other liability-occurrence.....	0	0	0	0	0	0	0	0	0	0	0	0
17.2 Other liability-claims-made.....	0	0	0	0	0	0	0	0	0	0	0	0
17.3 Excess workers' compensation.....	0	0	0	0	0	0	0	0	0	0	0	0
18. Products liability.....	0	0	0	0	0	0	0	0	0	0	0	0
19.1 Private passenger auto no-fault (personal injury protection).....	0	0	0	0	0	0	0	0	0	0	0	0
19.2 Other private passenger auto liability.....	3,125,216	2,996,491	0	1,413,634	1,579,536	1,490,008	1,525,297	11,983	(7,806)	117,615	107,368	72,606
19.3 Commercial auto no-fault (personal injury protection).....	0	0	0	0	0	0	0	0	0	0	0	0
19.4 Other commercial auto liability.....	0	0	0	0	0	0	0	0	0	0	0	0
21.1 Private passenger auto physical damage.....	2,633,554	2,483,553	0	1,175,157	1,256,916	1,258,471	60,099	2,859	1,446	(294)	90,341	61,196
21.2 Commercial auto physical damage.....	0	0	0	0	0	0	0	0	0	0	0	0
22. Aircraft (all perils).....	0	0	0	0	0	0	0	0	0	0	0	0
23. Fidelity.....	0	0	0	0	0	0	0	0	0	0	0	0
24. Surety.....	0	0	0	0	0	0	0	0	0	0	0	0
26. Burglary and theft.....	0	0	0	0	0	0	0	0	0	0	0	0
27. Boiler and machinery.....	0	0	0	0	0	0	0	0	0	0	0	0
28. Credit.....	0	0	0	0	0	0	0	0	0	0	0	0
30. Warranty.....	0	0	0	0	0	0	0	0	0	0	0	0
34. Aggregate write-ins for other lines of business.....	0	0	0	0	0	0	0	0	0	0	0	0
35. TOTALS (a).....	5,758,770	5,480,044	0	2,588,791	2,836,452	2,748,479	1,585,396	14,842	(6,360)	117,321	197,709	133,802

19.OK

DETAILS OF WRITE-INS

3401. MISCELLANEOUS.....	0	0	0	0	0	0	0	0	0	0	0	0
3402.	0	0	0	0	0	0	0	0	0	0	0	0
3403.	0	0	0	0	0	0	0	0	0	0	0	0
3498. Summary of remaining write-ins for Line 34 from overflow page.....	0	0	0	0	0	0	0	0	0	0	0	0
3499. TOTALS (Lines 3401 through 3403 plus 3498) (Line 34 above).....	0	0	0	0	0	0	0	0	0	0	0	0

(a) Finance and service charges not included in Lines 1 to 35 \$.....2,419.

(b) For health business on indicated lines report: Number of persons insured under PPO managed care products.....0 and number of persons insured under indemnity only products.....0.

EXHIBIT OF PREMIUMS AND LOSSES (Statutory Page 14)



NAIC Group Code....241 NAIC Company Code....34339

BUSINESS IN THE STATE OF OREGON DURING THE YEAR

19.OR

Line of Business	Gross Premiums, Including Policy and Membership Fees, Less Return Premiums and Premiums on Policies not Taken		Dividends Paid or Credited to Policyholders on Direct Business	Direct Unearned Premium Reserves	Direct Losses Paid (deducting salvage)	Direct Losses Incurred	Direct Losses Unpaid	Direct Defense and Cost Containment Expense Paid	Direct Defense and Cost Containment Expense Incurred	Direct Defense and Cost Containment Expense Unpaid	Commissions and Brokerage Expenses	Taxes, Licenses and Fees
	Direct Premiums Written	Direct Premiums Earned										
1. Fire.....	0	0	0	0	0	0	0	0	0	0	0	0
2.1 Allied lines.....	0	0	0	0	0	0	0	0	0	0	0	0
2.2 Multiple peril crop.....	0	0	0	0	0	0	0	0	0	0	0	0
2.3 Federal flood.....	0	0	0	0	0	0	0	0	0	0	0	0
2.4 Private crop.....	0	0	0	0	0	0	0	0	0	0	0	0
2.5 Private flood.....	0	0	0	0	0	0	0	0	0	0	0	0
3. Farmowners multiple peril.....	0	0	0	0	0	0	0	0	0	0	0	0
4. Homeowners multiple peril.....	0	0	0	0	0	0	0	0	0	0	0	0
5.1 Commercial multiple peril (non-liability portion).....	0	0	0	0	0	0	0	0	0	0	0	0
5.2 Commercial multiple peril (liability portion).....	0	0	0	0	0	0	0	0	0	0	0	0
6. Mortgage guaranty.....	0	0	0	0	0	0	0	0	0	0	0	0
8. Ocean marine.....	0	0	0	0	0	0	0	0	0	0	0	0
9. Inland marine.....	0	0	0	0	0	0	0	0	0	0	0	0
10. Financial guaranty.....	0	0	0	0	0	0	0	0	0	0	0	0
11. Medical professional liability.....	0	0	0	0	0	0	0	0	0	0	0	0
12. Earthquake.....	0	0	0	0	0	0	0	0	0	0	0	0
13. Group accident and health (b).....	0	0	0	0	0	0	0	0	0	0	0	0
14. Credit A&H (group and individual).....	0	0	0	0	0	0	0	0	0	0	0	0
15.1 Collectively renewable A&H (b).....	0	0	0	0	0	0	0	0	0	0	0	0
15.2 Non-cancelable A&H (b).....	0	0	0	0	0	0	0	0	0	0	0	0
15.3 Guaranteed renewable A&H (b).....	0	0	0	0	0	0	0	0	0	0	0	0
15.4 Non-renewable for stated reasons only (b).....	0	0	0	0	0	0	0	0	0	0	0	0
15.5 Other accident only.....	0	0	0	0	0	0	0	0	0	0	0	0
15.6 Medicare Title XVIII exempt from state taxes or fees.....	0	0	0	0	0	0	0	0	0	0	0	0
15.7 All other A&H (b).....	0	0	0	0	0	0	0	0	0	0	0	0
15.8 Federal employees health benefits plan premium.....	0	0	0	0	0	0	0	0	0	0	0	0
16. Workers' compensation.....	0	0	0	0	0	0	0	0	0	0	0	0
17.1 Other liability-occurrence.....	0	0	0	0	0	0	0	0	0	0	0	0
17.2 Other liability-claims-made.....	0	0	0	0	0	0	0	0	0	0	0	0
17.3 Excess workers' compensation.....	0	0	0	0	0	0	0	0	0	0	0	0
18. Products liability.....	0	0	0	0	0	0	0	0	0	0	0	0
19.1 Private passenger auto no-fault (personal injury protection).....	0	0	0	0	0	0	0	0	0	0	0	0
19.2 Other private passenger auto liability.....	0	0	0	0	0	0	0	0	0	0	0	0
19.3 Commercial auto no-fault (personal injury protection).....	0	0	0	0	0	0	0	0	0	0	0	0
19.4 Other commercial auto liability.....	0	0	0	0	0	0	0	0	0	0	0	0
21.1 Private passenger auto physical damage.....	0	0	0	0	0	0	0	0	0	0	0	0
21.2 Commercial auto physical damage.....	0	0	0	0	0	0	0	0	0	0	0	0
22. Aircraft (all perils).....	0	0	0	0	0	0	0	0	0	0	0	0
23. Fidelity.....	0	0	0	0	0	0	0	0	0	0	0	0
24. Surety.....	0	0	0	0	0	0	0	0	0	0	0	0
26. Burglary and theft.....	0	0	0	0	0	0	0	0	0	0	0	0
27. Boiler and machinery.....	0	0	0	0	0	0	0	0	0	0	0	0
28. Credit.....	0	0	0	0	0	0	0	0	0	0	0	0
30. Warranty.....	0	0	0	0	0	0	0	0	0	0	0	0
34. Aggregate write-ins for other lines of business.....	0	0	0	0	0	0	0	0	0	0	0	0
35. TOTALS (a).....	0	0	0	0	0	0	0	0	0	0	0	0

DETAILS OF WRITE-INS

3401. MISCELLANEOUS.....	0	0	0	0	0	0	0	0	0	0	0	0
3402.	0	0	0	0	0	0	0	0	0	0	0	0
3403.	0	0	0	0	0	0	0	0	0	0	0	0
3498. Summary of remaining write-ins for Line 34 from overflow page.....	0	0	0	0	0	0	0	0	0	0	0	0
3499. TOTALS (Lines 3401 through 3403 plus 3498) (Line 34 above).....	0	0	0	0	0	0	0	0	0	0	0	0

(a) Finance and service charges not included in Lines 1 to 35 \$.....0.

(b) For health business on indicated lines report: Number of persons insured under PPO managed care products.....0 and number of persons insured under indemnity only products.....0.

EXHIBIT OF PREMIUMS AND LOSSES (Statutory Page 14)



NAIC Group Code....241 NAIC Company Code....34339

BUSINESS IN THE STATE OF PENNSYLVANIA DURING THE YEAR

19.PA

Line of Business	Gross Premiums, Including Policy and Membership Fees, Less Return Premiums and Premiums on Policies not Taken		Dividends Paid or Credited to Policyholders on Direct Business	Direct Unearned Premium Reserves	Direct Losses Paid (deducting salvage)	Direct Losses Incurred	Direct Losses Unpaid	Direct Defense and Cost Containment Expense Paid	Direct Defense and Cost Containment Expense Incurred	Direct Defense and Cost Containment Expense Unpaid	Commissions and Brokerage Expenses	Taxes, Licenses and Fees
	Direct Premiums Written	Direct Premiums Earned										
1. Fire.....	0	0	0	0	0	0	0	0	0	0	0	0
2.1 Allied lines.....	0	0	0	0	0	0	0	0	0	0	0	0
2.2 Multiple peril crop.....	0	0	0	0	0	0	0	0	0	0	0	0
2.3 Federal flood.....	0	0	0	0	0	0	0	0	0	0	0	0
2.4 Private crop.....	0	0	0	0	0	0	0	0	0	0	0	0
2.5 Private flood.....	0	0	0	0	0	0	0	0	0	0	0	0
3. Farmowners multiple peril.....	0	0	0	0	0	0	0	0	0	0	0	0
4. Homeowners multiple peril.....	0	0	0	0	0	0	0	0	0	0	0	0
5.1 Commercial multiple peril (non-liability portion).....	0	0	0	0	0	0	0	0	0	0	0	0
5.2 Commercial multiple peril (liability portion).....	0	0	0	0	0	0	0	0	0	0	0	0
6. Mortgage guaranty.....	0	0	0	0	0	0	0	0	0	0	0	0
8. Ocean marine.....	0	0	0	0	0	0	0	0	0	0	0	0
9. Inland marine.....	0	0	0	0	0	0	0	0	0	0	0	0
10. Financial guaranty.....	0	0	0	0	0	0	0	0	0	0	0	0
11. Medical professional liability.....	0	0	0	0	0	0	0	0	0	0	0	0
12. Earthquake.....	0	0	0	0	0	0	0	0	0	0	0	0
13. Group accident and health (b).....	0	0	0	0	0	0	0	0	0	0	0	0
14. Credit A&H (group and individual).....	0	0	0	0	0	0	0	0	0	0	0	0
15.1 Collectively renewable A&H (b).....	0	0	0	0	0	0	0	0	0	0	0	0
15.2 Non-cancelable A&H (b).....	0	0	0	0	0	0	0	0	0	0	0	0
15.3 Guaranteed renewable A&H (b).....	0	0	0	0	0	0	0	0	0	0	0	0
15.4 Non-renewable for stated reasons only (b).....	0	0	0	0	0	0	0	0	0	0	0	0
15.5 Other accident only.....	0	0	0	0	0	0	0	0	0	0	0	0
15.6 Medicare Title XVIII exempt from state taxes or fees.....	0	0	0	0	0	0	0	0	0	0	0	0
15.7 All other A&H (b).....	0	0	0	0	0	0	0	0	0	0	0	0
15.8 Federal employees health benefits plan premium.....	0	0	0	0	0	0	0	0	0	0	0	0
16. Workers' compensation.....	0	0	0	0	0	0	0	0	0	0	0	0
17.1 Other liability-occurrence.....	0	0	0	0	0	0	0	0	0	0	0	0
17.2 Other liability-claims-made.....	0	0	0	0	0	0	0	0	0	0	0	0
17.3 Excess workers' compensation.....	0	0	0	0	0	0	0	0	0	0	0	0
18. Products liability.....	0	0	0	0	0	0	0	0	0	0	0	0
19.1 Private passenger auto no-fault (personal injury protection).....	3,133,474	3,100,429	0	1,421,583	2,170,573	1,805,421	986,508	60,244	(40,516)	261,935	129,390	65,824
19.2 Other private passenger auto liability.....	12,594,092	12,176,787	0	5,620,274	7,379,324	7,977,000	11,668,585	297,005	296,706	978,334	521,128	264,261
19.3 Commercial auto no-fault (personal injury protection).....	0	0	0	0	0	0	0	0	0	0	0	0
19.4 Other commercial auto liability.....	0	0	0	0	0	0	0	0	0	0	0	0
21.1 Private passenger auto physical damage.....	13,239,927	12,893,734	0	5,825,037	6,712,833	6,692,404	(78,227)	13,734	17,650	8,564	549,166	277,833
21.2 Commercial auto physical damage.....	0	0	0	0	0	0	0	0	0	0	0	0
22. Aircraft (all perils).....	0	0	0	0	0	0	0	0	0	0	0	0
23. Fidelity.....	0	0	0	0	0	0	0	0	0	0	0	0
24. Surety.....	0	0	0	0	0	0	0	0	0	0	0	0
26. Burglary and theft.....	0	0	0	0	0	0	0	0	0	0	0	0
27. Boiler and machinery.....	0	0	0	0	0	0	0	0	0	0	0	0
28. Credit.....	0	0	0	0	0	0	0	0	0	0	0	0
30. Warranty.....	0	0	0	0	0	0	0	0	0	0	0	0
34. Aggregate write-ins for other lines of business.....	0	0	0	0	0	0	0	0	0	0	0	0
35. TOTALS (a).....	28,967,493	28,170,950	0	12,866,894	16,262,730	16,474,825	12,576,866	370,983	273,840	1,248,833	1,199,684	607,918

DETAILS OF WRITE-INS

3401. MISCELLANEOUS.....	0	0	0	0	0	0	0	0	0	0	0	0
3402.	0	0	0	0	0	0	0	0	0	0	0	0
3403.	0	0	0	0	0	0	0	0	0	0	0	0
3498. Summary of remaining write-ins for Line 34 from overflow page.....	0	0	0	0	0	0	0	0	0	0	0	0
3499. TOTALS (Lines 3401 through 3403 plus 3498) (Line 34 above).....	0	0	0	0	0	0	0	0	0	0	0	0

(a) Finance and service charges not included in Lines 1 to 35 \$.....45,332.

(b) For health business on indicated lines report: Number of persons insured under PPO managed care products.....0 and number of persons insured under indemnity only products.....0.

EXHIBIT OF PREMIUMS AND LOSSES (Statutory Page 14)



NAIC Group Code....241 NAIC Company Code....34339

BUSINESS IN THE STATE OF RHODE ISLAND DURING THE YEAR

19.RI

Line of Business	Gross Premiums, Including Policy and Membership Fees, Less Return Premiums and Premiums on Policies not Taken		Dividends Paid or Credited to Policyholders on Direct Business	Direct Unearned Premium Reserves	Direct Losses Paid (deducting salvage)	Direct Losses Incurred	Direct Losses Unpaid	Direct Defense and Cost Containment Expense Paid	Direct Defense and Cost Containment Expense Incurred	Direct Defense and Cost Containment Expense Unpaid	Commissions and Brokerage Expenses	Taxes, Licenses and Fees
	Direct Premiums Written	Direct Premiums Earned										
1. Fire.....	0	0	0	0	0	0	0	0	0	0	0	0
2.1 Allied lines.....	0	0	0	0	0	0	0	0	0	0	0	0
2.2 Multiple peril crop.....	0	0	0	0	0	0	0	0	0	0	0	0
2.3 Federal flood.....	0	0	0	0	0	0	0	0	0	0	0	0
2.4 Private crop.....	0	0	0	0	0	0	0	0	0	0	0	0
2.5 Private flood.....	0	0	0	0	0	0	0	0	0	0	0	0
3. Farmowners multiple peril.....	0	0	0	0	0	0	0	0	0	0	0	0
4. Homeowners multiple peril.....	5,165,679	5,182,893	0	2,765,141	1,967,947	1,837,863	627,430	7,749	6,189	27,355	181,854	114,218
5.1 Commercial multiple peril (non-liability portion).....	0	0	0	0	0	0	0	0	0	0	0	0
5.2 Commercial multiple peril (liability portion).....	0	0	0	0	0	0	0	0	0	0	0	0
6. Mortgage guaranty.....	0	0	0	0	0	0	0	0	0	0	0	0
8. Ocean marine.....	0	0	0	0	0	0	0	0	0	0	0	0
9. Inland marine.....	119,332	122,611	0	64,420	11,121	14,434	11,954	0	(12)	317	4,135	2,645
10. Financial guaranty.....	0	0	0	0	0	0	0	0	0	0	0	0
11. Medical professional liability.....	0	0	0	0	0	0	0	0	0	0	0	0
12. Earthquake.....	12,595	13,231	0	6,586	0	(389)	692	0	(10)	10	432	279
13. Group accident and health (b).....	0	0	0	0	0	0	0	0	0	0	0	0
14. Credit A&H (group and individual).....	0	0	0	0	0	0	0	0	0	0	0	0
15.1 Collectively renewable A&H (b).....	0	0	0	0	0	0	0	0	0	0	0	0
15.2 Non-cancelable A&H (b).....	0	0	0	0	0	0	0	0	0	0	0	0
15.3 Guaranteed renewable A&H (b).....	0	0	0	0	0	0	0	0	0	0	0	0
15.4 Non-renewable for stated reasons only (b).....	0	0	0	0	0	0	0	0	0	0	0	0
15.5 Other accident only.....	0	0	0	0	0	0	0	0	0	0	0	0
15.6 Medicare Title XVIII exempt from state taxes or fees.....	0	0	0	0	0	0	0	0	0	0	0	0
15.7 All other A&H (b).....	0	0	0	0	0	0	0	0	0	0	0	0
15.8 Federal employees health benefits plan premium.....	0	0	0	0	0	0	0	0	0	0	0	0
16. Workers' compensation.....	0	0	0	0	0	0	0	0	0	0	0	0
17.1 Other liability-occurrence.....	0	0	0	0	0	0	0	0	0	0	0	0
17.2 Other liability-claims-made.....	0	0	0	0	0	0	0	0	0	0	0	0
17.3 Excess workers' compensation.....	0	0	0	0	0	0	0	0	0	0	0	0
18. Products liability.....	0	0	0	0	0	0	0	0	0	0	0	0
19.1 Private passenger auto no-fault (personal injury protection).....	0	0	0	0	0	0	0	0	0	0	0	0
19.2 Other private passenger auto liability.....	13,046,009	12,723,837	0	5,005,405	8,676,586	10,352,827	11,035,227	46,003	142,271	893,550	560,171	288,502
19.3 Commercial auto no-fault (personal injury protection).....	0	0	0	0	0	0	0	0	0	0	0	0
19.4 Other commercial auto liability.....	0	0	0	0	0	0	0	0	0	0	0	0
21.1 Private passenger auto physical damage.....	8,359,152	8,152,117	0	3,092,297	3,947,620	4,035,160	68,089	12,136	11,409	2,798	357,147	184,813
21.2 Commercial auto physical damage.....	0	0	0	0	0	0	0	0	0	0	0	0
22. Aircraft (all perils).....	0	0	0	0	0	0	0	0	0	0	0	0
23. Fidelity.....	0	0	0	0	0	0	0	0	0	0	0	0
24. Surety.....	0	0	0	0	0	0	0	0	0	0	0	0
26. Burglary and theft.....	0	0	0	0	0	0	0	0	0	0	0	0
27. Boiler and machinery.....	0	0	0	0	0	0	0	0	0	0	0	0
28. Credit.....	0	0	0	0	0	0	0	0	0	0	0	0
30. Warranty.....	0	0	0	0	0	0	0	0	0	0	0	0
34. Aggregate write-ins for other lines of business.....	0	0	0	0	0	0	0	0	0	0	0	0
35. TOTALS (a).....	26,702,767	26,194,689	0	10,933,849	14,603,274	16,239,895	11,743,392	65,888	159,847	924,030	1,103,739	590,457

DETAILS OF WRITE-INS

3401. MISCELLANEOUS.....	0	0	0	0	0	0	0	0	0	0	0	0
3402.	0	0	0	0	0	0	0	0	0	0	0	0
3403.	0	0	0	0	0	0	0	0	0	0	0	0
3498. Summary of remaining write-ins for Line 34 from overflow page.....	0	0	0	0	0	0	0	0	0	0	0	0
3499. TOTALS (Lines 3401 through 3403 plus 3498) (Line 34 above).....	0	0	0	0	0	0	0	0	0	0	0	0

(a) Finance and service charges not included in Lines 1 to 35 \$.....42,905.

(b) For health business on indicated lines report: Number of persons insured under PPO managed care products.....0 and number of persons insured under indemnity only products.....0.

EXHIBIT OF PREMIUMS AND LOSSES (Statutory Page 14)



NAIC Group Code....241 NAIC Company Code....34339

BUSINESS IN THE STATE OF SOUTH CAROLINA DURING THE YEAR

Line of Business	Gross Premiums, including Policy and Membership Fees, Less Return Premiums and Premiums on Policies not Taken		Dividends Paid or Credited to Policyholders on Direct Business	Direct Unearned Premium Reserves	Direct Losses Paid (deducting salvage)	Direct Losses Incurred	Direct Losses Unpaid	Direct Defense and Cost Containment Expense Paid	Direct Defense and Cost Containment Expense Incurred	Direct Defense and Cost Containment Expense Unpaid	Commissions and Brokerage Expenses	Taxes, Licenses and Fees
	1 Direct Premiums Written	2 Direct Premiums Earned										
1. Fire.....	0	0	0	0	0	0	0	0	0	0	0	0
2.1 Allied lines.....	0	0	0	0	0	0	0	0	0	0	0	0
2.2 Multiple peril crop.....	0	0	0	0	0	0	0	0	0	0	0	0
2.3 Federal flood.....	0	0	0	0	0	0	0	0	0	0	0	0
2.4 Private crop.....	0	0	0	0	0	0	0	0	0	0	0	0
2.5 Private flood.....	0	0	0	0	0	0	0	0	0	0	0	0
3. Farmowners multiple peril.....	0	0	0	0	0	0	0	0	0	0	0	0
4. Homeowners multiple peril.....	0	0	0	0	0	0	0	0	0	0	0	0
5.1 Commercial multiple peril (non-liability portion).....	0	0	0	0	0	0	0	0	0	0	0	0
5.2 Commercial multiple peril (liability portion).....	0	0	0	0	0	0	0	0	0	0	0	0
6. Mortgage guaranty.....	0	0	0	0	0	0	0	0	0	0	0	0
8. Ocean marine.....	0	0	0	0	0	0	0	0	0	0	0	0
9. Inland marine.....	0	0	0	0	0	0	0	0	0	0	0	0
10. Financial guaranty.....	0	0	0	0	0	0	0	0	0	0	0	0
11. Medical professional liability.....	0	0	0	0	0	0	0	0	0	0	0	0
12. Earthquake.....	0	0	0	0	0	0	0	0	0	0	0	0
13. Group accident and health (b).....	0	0	0	0	0	0	0	0	0	0	0	0
14. Credit A&H (group and individual).....	0	0	0	0	0	0	0	0	0	0	0	0
15.1 Collectively renewable A&H (b).....	0	0	0	0	0	0	0	0	0	0	0	0
15.2 Non-cancelable A&H (b).....	0	0	0	0	0	0	0	0	0	0	0	0
15.3 Guaranteed renewable A&H (b).....	0	0	0	0	0	0	0	0	0	0	0	0
15.4 Non-renewable for stated reasons only (b).....	0	0	0	0	0	0	0	0	0	0	0	0
15.5 Other accident only.....	0	0	0	0	0	0	0	0	0	0	0	0
15.6 Medicare Title XVIII exempt from state taxes or fees.....	0	0	0	0	0	0	0	0	0	0	0	0
15.7 All other A&H (b).....	0	0	0	0	0	0	0	0	0	0	0	0
15.8 Federal employees health benefits plan premium.....	0	0	0	0	0	0	0	0	0	0	0	0
16. Workers' compensation.....	0	0	0	0	0	0	0	0	0	0	0	0
17.1 Other liability-occurrence.....	0	0	0	0	0	0	0	0	0	0	0	0
17.2 Other liability-claims-made.....	0	0	0	0	0	0	0	0	0	0	0	0
17.3 Excess workers' compensation.....	0	0	0	0	0	0	0	0	0	0	0	0
18. Products liability.....	0	0	0	0	0	0	0	0	0	0	0	0
19.1 Private passenger auto no-fault (personal injury protection).....	0	0	0	0	0	0	0	0	0	0	0	0
19.2 Other private passenger auto liability.....	0	0	0	0	0	0	0	0	0	0	0	0
19.3 Commercial auto no-fault (personal injury protection).....	0	0	0	0	0	0	0	0	0	0	0	0
19.4 Other commercial auto liability.....	0	0	0	0	0	0	0	0	0	0	0	0
21.1 Private passenger auto physical damage.....	0	0	0	0	0	0	0	0	0	0	0	0
21.2 Commercial auto physical damage.....	0	0	0	0	0	0	0	0	0	0	0	0
22. Aircraft (all perils).....	0	0	0	0	0	0	0	0	0	0	0	0
23. Fidelity.....	0	0	0	0	0	0	0	0	0	0	0	0
24. Surety.....	0	0	0	0	0	0	0	0	0	0	0	0
26. Burglary and theft.....	0	0	0	0	0	0	0	0	0	0	0	0
27. Boiler and machinery.....	0	0	0	0	0	0	0	0	0	0	0	0
28. Credit.....	0	0	0	0	0	0	0	0	0	0	0	0
30. Warranty.....	0	0	0	0	0	0	0	0	0	0	0	0
34. Aggregate write-ins for other lines of business.....	0	0	0	0	0	0	0	0	0	0	0	400
35. TOTALS (a).....	0	0	0	0	0	0	0	0	0	0	0	400

DETAILS OF WRITE-INS

3401. MISCELLANEOUS.....	0	0	0	0	0	0	0	0	0	0	0	400
3402.	0	0	0	0	0	0	0	0	0	0	0	0
3403.	0	0	0	0	0	0	0	0	0	0	0	0
3498. Summary of remaining write-ins for Line 34 from overflow page.....	0	0	0	0	0	0	0	0	0	0	0	0
3499. TOTALS (Lines 3401 through 3403 plus 3498) (Line 34 above).....	0	0	0	0	0	0	0	0	0	0	0	400

(a) Finance and service charges not included in Lines 1 to 35 \$.....0.

(b) For health business on indicated lines report: Number of persons insured under PPO managed care products.....0 and number of persons insured under indemnity only products.....0.

19.SC

EXHIBIT OF PREMIUMS AND LOSSES (Statutory Page 14)



NAIC Group Code....241 NAIC Company Code....34339

BUSINESS IN THE STATE OF SOUTH DAKOTA DURING THE YEAR

19.SD

Line of Business	Gross Premiums, Including Policy and Membership Fees, Less Return Premiums and Premiums on Policies not Taken		Dividends Paid or Credited to Policyholders on Direct Business	Direct Unearned Premium Reserves	Direct Losses Paid (deducting salvage)	Direct Losses Incurred	Direct Losses Unpaid	Direct Defense and Cost Containment Expense Paid	Direct Defense and Cost Containment Expense Incurred	Direct Defense and Cost Containment Expense Unpaid	Commissions and Brokerage Expenses	Taxes, Licenses and Fees
	Direct Premiums Written	Direct Premiums Earned										
1. Fire.....	0	0	0	0	0	0	0	0	0	0	0	0
2.1 Allied lines.....	0	0	0	0	0	0	0	0	0	0	0	0
2.2 Multiple peril crop.....	0	0	0	0	0	0	0	0	0	0	0	0
2.3 Federal flood.....	0	0	0	0	0	0	0	0	0	0	0	0
2.4 Private crop.....	0	0	0	0	0	0	0	0	0	0	0	0
2.5 Private flood.....	0	0	0	0	0	0	0	0	0	0	0	0
3. Farmowners multiple peril.....	0	0	0	0	0	0	0	0	0	0	0	0
4. Homeowners multiple peril.....	458,230	440,186	0	244,431	496,453	489,597	58,721	8,767	6,948	1,673	19,366	12,752
5.1 Commercial multiple peril (non-liability portion).....	0	0	0	0	0	0	0	0	0	0	0	0
5.2 Commercial multiple peril (liability portion).....	0	0	0	0	0	0	0	0	0	0	0	0
6. Mortgage guaranty.....	0	0	0	0	0	0	0	0	0	0	0	0
8. Ocean marine.....	0	0	0	0	0	0	0	0	0	0	0	0
9. Inland marine.....	6,317	5,940	0	3,410	2,500	(476)	540	0	(60)	18	266	174
10. Financial guaranty.....	0	0	0	0	0	0	0	0	0	0	0	0
11. Medical professional liability.....	0	0	0	0	0	0	0	0	0	0	0	0
12. Earthquake.....	35	36	0	11	0	(4)	3	0	0	0	1	1
13. Group accident and health (b).....	0	0	0	0	0	0	0	0	0	0	0	0
14. Credit A&H (group and individual).....	0	0	0	0	0	0	0	0	0	0	0	0
15.1 Collectively renewable A&H (b).....	0	0	0	0	0	0	0	0	0	0	0	0
15.2 Non-cancelable A&H (b).....	0	0	0	0	0	0	0	0	0	0	0	0
15.3 Guaranteed renewable A&H (b).....	0	0	0	0	0	0	0	0	0	0	0	0
15.4 Non-renewable for stated reasons only (b).....	0	0	0	0	0	0	0	0	0	0	0	0
15.5 Other accident only.....	0	0	0	0	0	0	0	0	0	0	0	0
15.6 Medicare Title XVIII exempt from state taxes or fees.....	0	0	0	0	0	0	0	0	0	0	0	0
15.7 All other A&H (b).....	0	0	0	0	0	0	0	0	0	0	0	0
15.8 Federal employees health benefits plan premium.....	0	0	0	0	0	0	0	0	0	0	0	0
16. Workers' compensation.....	0	0	0	0	0	0	0	0	0	0	0	0
17.1 Other liability-occurrence.....	0	0	0	0	0	0	0	0	0	0	0	0
17.2 Other liability-claims-made.....	0	0	0	0	0	0	0	0	0	0	0	0
17.3 Excess workers' compensation.....	0	0	0	0	0	0	0	0	0	0	0	0
18. Products liability.....	0	0	0	0	0	0	0	0	0	0	0	0
19.1 Private passenger auto no-fault (personal injury protection).....	0	0	0	0	0	0	0	0	0	0	0	0
19.2 Other private passenger auto liability.....	397,453	399,103	0	199,846	166,529	118,821	171,265	13,164	8,523	13,275	15,894	10,527
19.3 Commercial auto no-fault (personal injury protection).....	0	0	0	0	0	0	0	0	0	0	0	0
19.4 Other commercial auto liability.....	0	0	0	0	0	0	0	0	0	0	0	0
21.1 Private passenger auto physical damage.....	776,735	740,299	0	379,565	293,528	257,283	3,886	8,762	9,048	13	30,759	20,578
21.2 Commercial auto physical damage.....	0	0	0	0	0	0	0	0	0	0	0	0
22. Aircraft (all perils).....	0	0	0	0	0	0	0	0	0	0	0	0
23. Fidelity.....	0	0	0	0	0	0	0	0	0	0	0	0
24. Surety.....	0	0	0	0	0	0	0	0	0	0	0	0
26. Burglary and theft.....	0	0	0	0	0	0	0	0	0	0	0	0
27. Boiler and machinery.....	0	0	0	0	0	0	0	0	0	0	0	0
28. Credit.....	0	0	0	0	0	0	0	0	0	0	0	0
30. Warranty.....	0	0	0	0	0	0	0	0	0	0	0	0
34. Aggregate write-ins for other lines of business.....	0	0	0	0	0	0	0	0	0	0	0	0
35. TOTALS (a).....	1,638,770	1,585,564	0	827,263	959,010	865,221	234,415	30,693	24,459	14,979	66,286	44,032

DETAILS OF WRITE-INS

3401. MISCELLANEOUS.....	0	0	0	0	0	0	0	0	0	0	0	0
3402.	0	0	0	0	0	0	0	0	0	0	0	0
3403.	0	0	0	0	0	0	0	0	0	0	0	0
3498. Summary of remaining write-ins for Line 34 from overflow page.....	0	0	0	0	0	0	0	0	0	0	0	0
3499. TOTALS (Lines 3401 through 3403 plus 3498) (Line 34 above).....	0	0	0	0	0	0	0	0	0	0	0	0

(a) Finance and service charges not included in Lines 1 to 35 \$.....1,955.

(b) For health business on indicated lines report: Number of persons insured under PPO managed care products.....0 and number of persons insured under indemnity only products.....0.

EXHIBIT OF PREMIUMS AND LOSSES (Statutory Page 14)



NAIC Group Code....241 NAIC Company Code....34339

BUSINESS IN THE STATE OF TENNESSEE DURING THE YEAR

19.TN

Line of Business	Gross Premiums, Including Policy and Membership Fees, Less Return Premiums and Premiums on Policies not Taken		Dividends Paid or Credited to Policyholders on Direct Business	Direct Unearned Premium Reserves	Direct Losses Paid (deducting salvage)	Direct Losses Incurred	Direct Losses Unpaid	Direct Defense and Cost Containment Expense Paid	Direct Defense and Cost Containment Expense Incurred	Direct Defense and Cost Containment Expense Unpaid	Commissions and Brokerage Expenses	Taxes, Licenses and Fees
	Direct Premiums Written	Direct Premiums Earned										
1. Fire.....	0	0	0	0	0	0	0	0	0	0	0	0
2.1 Allied lines.....	0	0	0	0	0	0	0	0	0	0	0	0
2.2 Multiple peril crop.....	0	0	0	0	0	0	0	0	0	0	0	0
2.3 Federal flood.....	0	0	0	0	0	0	0	0	0	0	0	0
2.4 Private crop.....	0	0	0	0	0	0	0	0	0	0	0	0
2.5 Private flood.....	0	0	0	0	0	0	0	0	0	0	0	0
3. Farmowners multiple peril.....	0	0	0	0	0	0	0	0	0	0	0	0
4. Homeowners multiple peril.....	0	0	0	0	0	0	0	0	0	0	0	0
5.1 Commercial multiple peril (non-liability portion).....	0	0	0	0	0	0	0	0	0	0	0	0
5.2 Commercial multiple peril (liability portion).....	0	0	0	0	0	0	0	0	0	0	0	0
6. Mortgage guaranty.....	0	0	0	0	0	0	0	0	0	0	0	0
8. Ocean marine.....	0	0	0	0	0	0	0	0	0	0	0	0
9. Inland marine.....	0	0	0	0	0	0	0	0	0	0	0	0
10. Financial guaranty.....	0	0	0	0	0	0	0	0	0	0	0	0
11. Medical professional liability.....	0	0	0	0	0	0	0	0	0	0	0	0
12. Earthquake.....	0	0	0	0	0	0	0	0	0	0	0	0
13. Group accident and health (b).....	0	0	0	0	0	0	0	0	0	0	0	0
14. Credit A&H (group and individual).....	0	0	0	0	0	0	0	0	0	0	0	0
15.1 Collectively renewable A&H (b).....	0	0	0	0	0	0	0	0	0	0	0	0
15.2 Non-cancelable A&H (b).....	0	0	0	0	0	0	0	0	0	0	0	0
15.3 Guaranteed renewable A&H (b).....	0	0	0	0	0	0	0	0	0	0	0	0
15.4 Non-renewable for stated reasons only (b).....	0	0	0	0	0	0	0	0	0	0	0	0
15.5 Other accident only.....	0	0	0	0	0	0	0	0	0	0	0	0
15.6 Medicare Title XVIII exempt from state taxes or fees.....	0	0	0	0	0	0	0	0	0	0	0	0
15.7 All other A&H (b).....	0	0	0	0	0	0	0	0	0	0	0	0
15.8 Federal employees health benefits plan premium.....	0	0	0	0	0	0	0	0	0	0	0	0
16. Workers' compensation.....	0	0	0	0	0	0	0	0	0	0	0	0
17.1 Other liability-occurrence.....	0	0	0	0	0	0	0	0	0	0	0	0
17.2 Other liability-claims-made.....	0	0	0	0	0	0	0	0	0	0	0	0
17.3 Excess workers' compensation.....	0	0	0	0	0	0	0	0	0	0	0	0
18. Products liability.....	0	0	0	0	0	0	0	0	0	0	0	0
19.1 Private passenger auto no-fault (personal injury protection).....	0	0	0	0	0	0	0	0	0	0	0	0
19.2 Other private passenger auto liability.....	9,180,708	8,526,751	0	4,319,330	7,021,951	8,405,860	5,273,478	99,257	194,424	409,934	371,057	231,575
19.3 Commercial auto no-fault (personal injury protection).....	0	0	0	0	0	0	0	0	0	0	0	0
19.4 Other commercial auto liability.....	0	0	0	0	0	0	0	0	0	0	0	0
21.1 Private passenger auto physical damage.....	11,508,379	10,697,645	0	5,427,688	4,687,908	4,724,399	310,753	7,342	8,103	1,546	465,267	290,440
21.2 Commercial auto physical damage.....	0	0	0	0	0	0	0	0	0	0	0	0
22. Aircraft (all perils).....	0	0	0	0	0	0	0	0	0	0	0	0
23. Fidelity.....	0	0	0	0	0	0	0	0	0	0	0	0
24. Surety.....	0	0	0	0	0	0	0	0	0	0	0	0
26. Burglary and theft.....	0	0	0	0	0	0	0	0	0	0	0	0
27. Boiler and machinery.....	0	0	0	0	0	0	0	0	0	0	0	0
28. Credit.....	0	0	0	0	0	0	0	0	0	0	0	0
30. Warranty.....	0	0	0	0	0	0	0	0	0	0	0	0
34. Aggregate write-ins for other lines of business.....	0	0	0	0	0	0	0	0	0	0	0	0
35. TOTALS (a).....	20,689,087	19,224,396	0	9,747,018	11,709,859	13,130,259	5,584,231	106,599	202,527	411,480	836,324	522,015

DETAILS OF WRITE-INS

3401. MISCELLANEOUS.....	0	0	0	0	0	0	0	0	0	0	0	0
3402.	0	0	0	0	0	0	0	0	0	0	0	0
3403.	0	0	0	0	0	0	0	0	0	0	0	0
3498. Summary of remaining write-ins for Line 34 from overflow page.....	0	0	0	0	0	0	0	0	0	0	0	0
3499. TOTALS (Lines 3401 through 3403 plus 3498) (Line 34 above).....	0	0	0	0	0	0	0	0	0	0	0	0

(a) Finance and service charges not included in Lines 1 to 35 \$.....22,856.

(b) For health business on indicated lines report: Number of persons insured under PPO managed care products.....0 and number of persons insured under indemnity only products.....0.

EXHIBIT OF PREMIUMS AND LOSSES (Statutory Page 14)



NAIC Group Code....241 NAIC Company Code....34339

BUSINESS IN THE STATE OF TEXAS DURING THE YEAR

19.TX

Line of Business	Gross Premiums, Including Policy and Membership Fees, Less Return Premiums and Premiums on Policies not Taken		Dividends Paid or Credited to Policyholders on Direct Business	Direct Unearned Premium Reserves	Direct Losses Paid (deducting salvage)	Direct Losses Incurred	Direct Losses Unpaid	Direct Defense and Cost Containment Expense Paid	Direct Defense and Cost Containment Expense Incurred	Direct Defense and Cost Containment Expense Unpaid	Commissions and Brokerage Expenses	Taxes, Licenses and Fees
	Direct Premiums Written	Direct Premiums Earned										
1. Fire.....	0	0	0	0	0	0	0	0	0	0	0	0
2.1 Allied lines.....	0	0	0	0	0	0	0	0	0	0	0	0
2.2 Multiple peril crop.....	0	0	0	0	0	0	0	0	0	0	0	0
2.3 Federal flood.....	0	0	0	0	0	0	0	0	0	0	0	0
2.4 Private crop.....	0	0	0	0	0	0	0	0	0	0	0	0
2.5 Private flood.....	0	0	0	0	0	0	0	0	0	0	0	0
3. Farmowners multiple peril.....	0	0	0	0	0	0	0	0	0	0	0	0
4. Homeowners multiple peril.....	0	0	0	0	0	0	0	0	0	0	0	0
5.1 Commercial multiple peril (non-liability portion).....	0	0	0	0	0	0	0	0	0	0	0	0
5.2 Commercial multiple peril (liability portion).....	0	0	0	0	0	0	0	0	0	0	0	0
6. Mortgage guaranty.....	0	0	0	0	0	0	0	0	0	0	0	0
8. Ocean marine.....	0	0	0	0	0	0	0	0	0	0	0	0
9. Inland marine.....	0	0	0	0	0	0	0	0	0	0	0	0
10. Financial guaranty.....	0	0	0	0	0	0	0	0	0	0	0	0
11. Medical professional liability.....	0	0	0	0	0	0	0	0	0	0	0	0
12. Earthquake.....	0	0	0	0	0	0	0	0	0	0	0	0
13. Group accident and health (b).....	0	0	0	0	0	0	0	0	0	0	0	0
14. Credit A&H (group and individual).....	0	0	0	0	0	0	0	0	0	0	0	0
15.1 Collectively renewable A&H (b).....	0	0	0	0	0	0	0	0	0	0	0	0
15.2 Non-cancelable A&H (b).....	0	0	0	0	0	0	0	0	0	0	0	0
15.3 Guaranteed renewable A&H (b).....	0	0	0	0	0	0	0	0	0	0	0	0
15.4 Non-renewable for stated reasons only (b).....	0	0	0	0	0	0	0	0	0	0	0	0
15.5 Other accident only.....	0	0	0	0	0	0	0	0	0	0	0	0
15.6 Medicare Title XVIII exempt from state taxes or fees.....	0	0	0	0	0	0	0	0	0	0	0	0
15.7 All other A&H (b).....	0	0	0	0	0	0	0	0	0	0	0	0
15.8 Federal employees health benefits plan premium.....	0	0	0	0	0	0	0	0	0	0	0	0
16. Workers' compensation.....	0	0	0	0	0	0	0	0	0	0	0	0
17.1 Other liability-occurrence.....	0	0	0	0	0	0	0	0	0	0	0	0
17.2 Other liability-claims-made.....	0	0	0	0	0	0	0	0	0	0	0	0
17.3 Excess workers' compensation.....	0	0	0	0	0	0	0	0	0	0	0	0
18. Products liability.....	0	0	0	0	0	0	0	0	0	0	0	0
19.1 Private passenger auto no-fault (personal injury protection).....	77,423	79,443	0	16,999	68,427	27,390	15,454	0	(11,055)	4,102	3,396	1,839
19.2 Other private passenger auto liability.....	1,283,677	1,309,968	0	294,665	1,082,547	962,159	743,179	37,668	21,517	55,780	56,918	30,469
19.3 Commercial auto no-fault (personal injury protection).....	0	0	0	0	0	0	0	0	0	0	0	0
19.4 Other commercial auto liability.....	0	0	0	0	0	0	0	0	0	0	0	0
21.1 Private passenger auto physical damage.....	1,643,422	1,670,441	0	374,229	1,302,488	1,262,416	75,458	2,237	2,229	419	71,795	39,047
21.2 Commercial auto physical damage.....	0	0	0	0	0	0	0	0	0	0	0	0
22. Aircraft (all perils).....	0	0	0	0	0	0	0	0	0	0	0	0
23. Fidelity.....	0	0	0	0	0	0	0	0	0	0	0	0
24. Surety.....	0	0	0	0	0	0	0	0	0	0	0	0
26. Burglary and theft.....	0	0	0	0	0	0	0	0	0	0	0	0
27. Boiler and machinery.....	0	0	0	0	0	0	0	0	0	0	0	0
28. Credit.....	0	0	0	0	0	0	0	0	0	0	0	0
30. Warranty.....	0	0	0	0	0	0	0	0	0	0	0	0
34. Aggregate write-ins for other lines of business.....	0	0	0	0	0	0	0	0	0	0	0	0
35. TOTALS (a).....	3,004,522	3,059,852	0	685,893	2,453,462	2,251,965	834,091	39,905	12,691	60,301	132,109	71,355

DETAILS OF WRITE-INS

3401. MISCELLANEOUS.....	0	0	0	0	0	0	0	0	0	0	0	0
3402.	0	0	0	0	0	0	0	0	0	0	0	0
3403.	0	0	0	0	0	0	0	0	0	0	0	0
3498. Summary of remaining write-ins for Line 34 from overflow page.....	0	0	0	0	0	0	0	0	0	0	0	0
3499. TOTALS (Lines 3401 through 3403 plus 3498) (Line 34 above).....	0	0	0	0	0	0	0	0	0	0	0	0

(a) Finance and service charges not included in Lines 1 to 35 \$.....10,314.

(b) For health business on indicated lines report: Number of persons insured under PPO managed care products.....0 and number of persons insured under indemnity only products.....0.

EXHIBIT OF PREMIUMS AND LOSSES (Statutory Page 14)



NAIC Group Code....241 NAIC Company Code....34339

BUSINESS IN THE STATE OF UTAH DURING THE YEAR

19.UT

Line of Business	Gross Premiums, Including Policy and Membership Fees, Less Return Premiums and Premiums on Policies not Taken		3 Dividends Paid or Credited to Policyholders on Direct Business	4 Direct Unearned Premium Reserves	5 Direct Losses Paid (deducting salvage)	6 Direct Losses Incurred	7 Direct Losses Unpaid	8 Direct Defense and Cost Containment Expense Paid	9 Direct Defense and Cost Containment Expense Incurred	10 Direct Defense and Cost Containment Expense Unpaid	11 Commissions and Brokerage Expenses	12 Taxes, Licenses and Fees
	1 Direct Premiums Written	2 Direct Premiums Earned										
1. Fire.....	0	0	0	0	0	0	0	0	0	0	0	0
2.1 Allied lines.....	0	0	0	0	0	0	0	0	0	0	0	0
2.2 Multiple peril crop.....	0	0	0	0	0	0	0	0	0	0	0	0
2.3 Federal flood.....	0	0	0	0	0	0	0	0	0	0	0	0
2.4 Private crop.....	0	0	0	0	0	0	0	0	0	0	0	0
2.5 Private flood.....	0	0	0	0	0	0	0	0	0	0	0	0
3. Farmowners multiple peril.....	0	0	0	0	0	0	0	0	0	0	0	0
4. Homeowners multiple peril.....	5,627,689	5,472,605	0	2,939,377	3,468,167	3,769,265	1,228,705	35,086	24,723	54,533	233,834	128,147
5.1 Commercial multiple peril (non-liability portion).....	0	0	0	0	0	0	0	0	0	0	0	0
5.2 Commercial multiple peril (liability portion).....	0	0	0	0	0	0	0	0	0	0	0	0
6. Mortgage guaranty.....	0	0	0	0	0	0	0	0	0	0	0	0
8. Ocean marine.....	0	0	0	0	0	0	0	0	0	0	0	0
9. Inland marine.....	79,600	81,242	0	41,314	37,372	37,414	4,036	0	(5)	152	3,223	1,815
10. Financial guaranty.....	0	0	0	0	0	0	0	0	0	0	0	0
11. Medical professional liability.....	0	0	0	0	0	0	0	0	0	0	0	0
12. Earthquake.....	429,704	431,111	0	221,272	0	(1,214)	26,340	0	(65)	488	17,436	9,774
13. Group accident and health (b).....	0	0	0	0	0	0	0	0	0	0	0	0
14. Credit A&H (group and individual).....	0	0	0	0	0	0	0	0	0	0	0	0
15.1 Collectively renewable A&H (b).....	0	0	0	0	0	0	0	0	0	0	0	0
15.2 Non-cancelable A&H (b).....	0	0	0	0	0	0	0	0	0	0	0	0
15.3 Guaranteed renewable A&H (b).....	0	0	0	0	0	0	0	0	0	0	0	0
15.4 Non-renewable for stated reasons only (b).....	0	0	0	0	0	0	0	0	0	0	0	0
15.5 Other accident only.....	0	0	0	0	0	0	0	0	0	0	0	0
15.6 Medicare Title XVIII exempt from state taxes or fees.....	0	0	0	0	0	0	0	0	0	0	0	0
15.7 All other A&H (b).....	0	0	0	0	0	0	0	0	0	0	0	0
15.8 Federal employees health benefits plan premium.....	0	0	0	0	0	0	0	0	0	0	0	0
16. Workers' compensation.....	0	0	0	0	0	0	0	0	0	0	0	0
17.1 Other liability-occurrence.....	0	0	0	0	0	0	0	0	0	0	0	0
17.2 Other liability-claims-made.....	0	0	0	0	0	0	0	0	0	0	0	0
17.3 Excess workers' compensation.....	0	0	0	0	0	0	0	0	0	0	0	0
18. Products liability.....	0	0	0	0	0	0	0	0	0	0	0	0
19.1 Private passenger auto no-fault (personal injury protection).....	817,969	797,542	0	318,938	558,930	472,698	(88,385)	315	(22,572)	(23,464)	32,873	18,693
19.2 Other private passenger auto liability.....	11,258,636	10,849,301	0	4,490,503	5,805,832	6,568,619	7,334,804	186,028	214,965	601,286	453,849	257,253
19.3 Commercial auto no-fault (personal injury protection).....	0	0	0	0	0	0	0	0	0	0	0	0
19.4 Other commercial auto liability.....	0	0	0	0	0	0	0	0	0	0	0	0
21.1 Private passenger auto physical damage.....	8,454,520	8,061,519	0	3,298,743	4,793,980	4,777,237	85,297	7,975	7,739	(327)	340,251	193,160
21.2 Commercial auto physical damage.....	0	0	0	0	0	0	0	0	0	0	0	0
22. Aircraft (all perils).....	0	0	0	0	0	0	0	0	0	0	0	0
23. Fidelity.....	0	0	0	0	0	0	0	0	0	0	0	0
24. Surety.....	0	0	0	0	0	0	0	0	0	0	0	0
26. Burglary and theft.....	0	0	0	0	0	0	0	0	0	0	0	0
27. Boiler and machinery.....	0	0	0	0	0	0	0	0	0	0	0	0
28. Credit.....	0	0	0	0	0	0	0	0	0	0	0	0
30. Warranty.....	0	0	0	0	0	0	0	0	0	0	0	0
34. Aggregate write-ins for other lines of business.....	0	0	0	0	0	0	0	0	0	0	0	0
35. TOTALS (a).....	26,668,118	25,693,320	0	11,310,147	14,664,281	15,624,019	8,590,797	229,404	224,785	632,668	1,081,466	608,842

DETAILS OF WRITE-INS

3401. MISCELLANEOUS.....	0	0	0	0	0	0	0	0	0	0	0	0
3402.	0	0	0	0	0	0	0	0	0	0	0	0
3403.	0	0	0	0	0	0	0	0	0	0	0	0
3498. Summary of remaining write-ins for Line 34 from overflow page.....	0	0	0	0	0	0	0	0	0	0	0	0
3499. TOTALS (Lines 3401 through 3403 plus 3498) (Line 34 above).....	0	0	0	0	0	0	0	0	0	0	0	0

(a) Finance and service charges not included in Lines 1 to 35 \$.....27,904.

(b) For health business on indicated lines report: Number of persons insured under PPO managed care products.....0 and number of persons insured under indemnity only products.....0.

EXHIBIT OF PREMIUMS AND LOSSES (Statutory Page 14)



NAIC Group Code....241 NAIC Company Code....34339

BUSINESS IN THE STATE OF VIRGINIA DURING THE YEAR

Line of Business	Gross Premiums, Including Policy and Membership Fees, Less Return Premiums and Premiums on Policies not Taken		3 Dividends Paid or Credited to Policyholders on Direct Business	4 Direct Unearned Premium Reserves	5 Direct Losses Paid (deducting salvage)	6 Direct Losses Incurred	7 Direct Losses Unpaid	8 Direct Defense and Cost Containment Expense Paid	9 Direct Defense and Cost Containment Expense Incurred	10 Direct Defense and Cost Containment Expense Unpaid	11 Commissions and Brokerage Expenses	12 Taxes, Licenses and Fees
	1 Direct Premiums Written	2 Direct Premiums Earned										
1. Fire.....	0	0	0	0	0	0	0	0	0	0	0	0
2.1 Allied lines.....	0	0	0	0	0	0	0	0	0	0	0	0
2.2 Multiple peril crop.....	0	0	0	0	0	0	0	0	0	0	0	0
2.3 Federal flood.....	0	0	0	0	0	0	0	0	0	0	0	0
2.4 Private crop.....	0	0	0	0	0	0	0	0	0	0	0	0
2.5 Private flood.....	0	0	0	0	0	0	0	0	0	0	0	0
3. Farmowners multiple peril.....	0	0	0	0	0	0	0	0	0	0	0	0
4. Homeowners multiple peril.....	0	0	0	0	0	0	0	0	0	0	0	0
5.1 Commercial multiple peril (non-liability portion).....	0	0	0	0	0	0	0	0	0	0	0	0
5.2 Commercial multiple peril (liability portion).....	0	0	0	0	0	0	0	0	0	0	0	0
6. Mortgage guaranty.....	0	0	0	0	0	0	0	0	0	0	0	0
8. Ocean marine.....	0	0	0	0	0	0	0	0	0	0	0	0
9. Inland marine.....	0	0	0	0	0	0	0	0	0	0	0	0
10. Financial guaranty.....	0	0	0	0	0	0	0	0	0	0	0	0
11. Medical professional liability.....	0	0	0	0	0	0	0	0	0	0	0	0
12. Earthquake.....	0	0	0	0	0	0	0	0	0	0	0	0
13. Group accident and health (b).....	0	0	0	0	0	0	0	0	0	0	0	0
14. Credit A&H (group and individual).....	0	0	0	0	0	0	0	0	0	0	0	0
15.1 Collectively renewable A&H (b).....	0	0	0	0	0	0	0	0	0	0	0	0
15.2 Non-cancelable A&H (b).....	0	0	0	0	0	0	0	0	0	0	0	0
15.3 Guaranteed renewable A&H (b).....	0	0	0	0	0	0	0	0	0	0	0	0
15.4 Non-renewable for stated reasons only (b).....	0	0	0	0	0	0	0	0	0	0	0	0
15.5 Other accident only.....	0	0	0	0	0	0	0	0	0	0	0	0
15.6 Medicare Title XVIII exempt from state taxes or fees.....	0	0	0	0	0	0	0	0	0	0	0	0
15.7 All other A&H (b).....	0	0	0	0	0	0	0	0	0	0	0	0
15.8 Federal employees health benefits plan premium.....	0	0	0	0	0	0	0	0	0	0	0	0
16. Workers' compensation.....	0	0	0	0	0	0	0	0	0	0	0	0
17.1 Other liability-occurrence.....	0	0	0	0	0	0	0	0	0	0	0	0
17.2 Other liability-claims-made.....	0	0	0	0	0	0	0	0	0	0	0	0
17.3 Excess workers' compensation.....	0	0	0	0	0	0	0	0	0	0	0	0
18. Products liability.....	0	0	0	0	0	0	0	0	0	0	0	0
19.1 Private passenger auto no-fault (personal injury protection).....	0	0	0	0	0	0	0	0	0	0	0	0
19.2 Other private passenger auto liability.....	0	0	0	0	0	0	0	0	0	0	0	0
19.3 Commercial auto no-fault (personal injury protection).....	0	0	0	0	0	0	0	0	0	0	0	0
19.4 Other commercial auto liability.....	0	0	0	0	0	0	0	0	0	0	0	0
21.1 Private passenger auto physical damage.....	0	0	0	0	0	0	0	0	0	0	0	0
21.2 Commercial auto physical damage.....	0	0	0	0	0	0	0	0	0	0	0	0
22. Aircraft (all perils).....	0	0	0	0	0	0	0	0	0	0	0	0
23. Fidelity.....	0	0	0	0	0	0	0	0	0	0	0	0
24. Surety.....	0	0	0	0	0	0	0	0	0	0	0	0
26. Burglary and theft.....	0	0	0	0	0	0	0	0	0	0	0	0
27. Boiler and machinery.....	0	0	0	0	0	0	0	0	0	0	0	0
28. Credit.....	0	0	0	0	0	0	0	0	0	0	0	0
30. Warranty.....	0	0	0	0	0	0	0	0	0	0	0	0
34. Aggregate write-ins for other lines of business.....	0	0	0	0	0	0	0	0	0	0	0	0
35. TOTALS (a).....	0	0	0	0	0	0	0	0	0	0	0	0

DETAILS OF WRITE-INS

3401. MISCELLANEOUS.....	0	0	0	0	0	0	0	0	0	0	0	0
3402.	0	0	0	0	0	0	0	0	0	0	0	0
3403.	0	0	0	0	0	0	0	0	0	0	0	0
3498. Summary of remaining write-ins for Line 34 from overflow page.....	0	0	0	0	0	0	0	0	0	0	0	0
3499. TOTALS (Lines 3401 through 3403 plus 3498) (Line 34 above).....	0	0	0	0	0	0	0	0	0	0	0	0

(a) Finance and service charges not included in Lines 1 to 35 \$.....0.

(b) For health business on indicated lines report: Number of persons insured under PPO managed care products.....0 and number of persons insured under indemnity only products.....0.

19.VA

EXHIBIT OF PREMIUMS AND LOSSES (Statutory Page 14)



NAIC Group Code....241 NAIC Company Code....34339

BUSINESS IN THE STATE OF VERMONT DURING THE YEAR

19.VT

Line of Business	Gross Premiums, Including Policy and Membership Fees, Less Return Premiums and Premiums on Policies not Taken		3 Dividends Paid or Credited to Policyholders on Direct Business	4 Direct Unearned Premium Reserves	5 Direct Losses Paid (deducting salvage)	6 Direct Losses Incurred	7 Direct Losses Unpaid	8 Direct Defense and Cost Containment Expense Paid	9 Direct Defense and Cost Containment Expense Incurred	10 Direct Defense and Cost Containment Expense Unpaid	11 Commissions and Brokerage Expenses	12 Taxes, Licenses and Fees
	1 Direct Premiums Written	2 Direct Premiums Earned										
1. Fire.....	0	0	0	0	0	0	0	0	0	0	0	0
2.1 Allied lines.....	0	0	0	0	0	0	0	0	0	0	0	0
2.2 Multiple peril crop.....	0	0	0	0	0	0	0	0	0	0	0	0
2.3 Federal flood.....	0	0	0	0	0	0	0	0	0	0	0	0
2.4 Private crop.....	0	0	0	0	0	0	0	0	0	0	0	0
2.5 Private flood.....	0	0	0	0	0	0	0	0	0	0	0	0
3. Farmowners multiple peril.....	0	0	0	0	0	0	0	0	0	0	0	0
4. Homeowners multiple peril.....	1,256,396	1,245,311	0	678,358	305,854	322,023	103,714	1,395	1,608	3,305	66,985	26,642
5.1 Commercial multiple peril (non-liability portion).....	0	0	0	0	0	0	0	0	0	0	0	0
5.2 Commercial multiple peril (liability portion).....	0	0	0	0	0	0	0	0	0	0	0	0
6. Mortgage guaranty.....	0	0	0	0	0	0	0	0	0	0	0	0
8. Ocean marine.....	0	0	0	0	0	0	0	0	0	0	0	0
9. Inland marine.....	19,153	19,127	0	10,417	11,975	11,707	942	0	(12)	20	994	402
10. Financial guaranty.....	0	0	0	0	0	0	0	0	0	0	0	0
11. Medical professional liability.....	0	0	0	0	0	0	0	0	0	0	0	0
12. Earthquake.....	2,449	2,523	0	1,284	0	(37)	151	0	(2)	0	120	52
13. Group accident and health (b).....	0	0	0	0	0	0	0	0	0	0	0	0
14. Credit A&H (group and individual).....	0	0	0	0	0	0	0	0	0	0	0	0
15.1 Collectively renewable A&H (b).....	0	0	0	0	0	0	0	0	0	0	0	0
15.2 Non-cancelable A&H (b).....	0	0	0	0	0	0	0	0	0	0	0	0
15.3 Guaranteed renewable A&H (b).....	0	0	0	0	0	0	0	0	0	0	0	0
15.4 Non-renewable for stated reasons only (b).....	0	0	0	0	0	0	0	0	0	0	0	0
15.5 Other accident only.....	0	0	0	0	0	0	0	0	0	0	0	0
15.6 Medicare Title XVIII exempt from state taxes or fees.....	0	0	0	0	0	0	0	0	0	0	0	0
15.7 All other A&H (b).....	0	0	0	0	0	0	0	0	0	0	0	0
15.8 Federal employees health benefits plan premium.....	0	0	0	0	0	0	0	0	0	0	0	0
16. Workers' compensation.....	0	0	0	0	0	0	0	0	0	0	0	0
17.1 Other liability-occurrence.....	0	0	0	0	0	0	0	0	0	0	0	0
17.2 Other liability-claims-made.....	0	0	0	0	0	0	0	0	0	0	0	0
17.3 Excess workers' compensation.....	0	0	0	0	0	0	0	0	0	0	0	0
18. Products liability.....	0	0	0	0	0	0	0	0	0	0	0	0
19.1 Private passenger auto no-fault (personal injury protection).....	0	0	0	0	0	0	0	0	0	0	0	0
19.2 Other private passenger auto liability.....	1,274,672	1,237,060	0	506,739	831,890	572,790	460,822	2,992	(22,118)	33,623	62,191	27,023
19.3 Commercial auto no-fault (personal injury protection).....	0	0	0	0	0	0	0	0	0	0	0	0
19.4 Other commercial auto liability.....	0	0	0	0	0	0	0	0	0	0	0	0
21.1 Private passenger auto physical damage.....	1,384,280	1,350,489	0	537,871	543,638	573,212	22,440	564	254	115	67,713	29,352
21.2 Commercial auto physical damage.....	0	0	0	0	0	0	0	0	0	0	0	0
22. Aircraft (all perils).....	0	0	0	0	0	0	0	0	0	0	0	0
23. Fidelity.....	0	0	0	0	0	0	0	0	0	0	0	0
24. Surety.....	0	0	0	0	0	0	0	0	0	0	0	0
26. Burglary and theft.....	0	0	0	0	0	0	0	0	0	0	0	0
27. Boiler and machinery.....	0	0	0	0	0	0	0	0	0	0	0	0
28. Credit.....	0	0	0	0	0	0	0	0	0	0	0	0
30. Warranty.....	0	0	0	0	0	0	0	0	0	0	0	0
34. Aggregate write-ins for other lines of business.....	0	0	0	0	0	0	0	0	0	0	0	0
35. TOTALS (a).....	3,936,950	3,854,510	0	1,734,669	1,693,357	1,479,695	588,069	4,951	(20,270)	37,063	198,003	83,471

DETAILS OF WRITE-INS

3401. MISCELLANEOUS.....	0	0	0	0	0	0	0	0	0	0	0	0
3402.	0	0	0	0	0	0	0	0	0	0	0	0
3403.	0	0	0	0	0	0	0	0	0	0	0	0
3498. Summary of remaining write-ins for Line 34 from overflow page.....	0	0	0	0	0	0	0	0	0	0	0	0
3499. TOTALS (Lines 3401 through 3403 plus 3498) (Line 34 above).....	0	0	0	0	0	0	0	0	0	0	0	0

(a) Finance and service charges not included in Lines 1 to 35 \$.....16,449.

(b) For health business on indicated lines report: Number of persons insured under PPO managed care products.....0 and number of persons insured under indemnity only products.....0.

EXHIBIT OF PREMIUMS AND LOSSES (Statutory Page 14)



NAIC Group Code....241 NAIC Company Code....34339

BUSINESS IN THE STATE OF WASHINGTON DURING THE YEAR

19.W/A

Line of Business	Gross Premiums, Including Policy and Membership Fees, Less Return Premiums and Premiums on Policies not Taken		3 Dividends Paid or Credited to Policyholders on Direct Business	4 Direct Unearned Premium Reserves	5 Direct Losses Paid (deducting salvage)	6 Direct Losses Incurred	7 Direct Losses Unpaid	8 Direct Defense and Cost Containment Expense Paid	9 Direct Defense and Cost Containment Expense Incurred	10 Direct Defense and Cost Containment Expense Unpaid	11 Commissions and Brokerage Expenses	12 Taxes, Licenses and Fees
	1 Direct Premiums Written	2 Direct Premiums Earned										
1. Fire.....	0	0	0	0	0	0	0	0	0	0	0	0
2.1 Allied lines.....	0	0	0	0	0	0	0	0	0	0	0	0
2.2 Multiple peril crop.....	0	0	0	0	0	0	0	0	0	0	0	0
2.3 Federal flood.....	0	0	0	0	0	0	0	0	0	0	0	0
2.4 Private crop.....	0	0	0	0	0	0	0	0	0	0	0	0
2.5 Private flood.....	0	0	0	0	0	0	0	0	0	0	0	0
3. Farmowners multiple peril.....	0	0	0	0	0	0	0	0	0	0	0	0
4. Homeowners multiple peril.....	7,549,485	7,273,015	0	3,976,431	3,917,398	3,438,395	863,330	720,461	706,711	36,932	353,698	156,335
5.1 Commercial multiple peril (non-liability portion).....	0	0	0	0	0	0	0	0	0	0	0	0
5.2 Commercial multiple peril (liability portion).....	0	0	0	0	0	0	0	0	0	0	0	0
6. Mortgage guaranty.....	0	0	0	0	0	0	0	0	0	0	0	0
8. Ocean marine.....	0	0	0	0	0	0	0	0	0	0	0	0
9. Inland marine.....	179,291	184,071	0	95,178	130,633	120,054	5,354	0	(391)	245	8,086	3,706
10. Financial guaranty.....	0	0	0	0	0	0	0	0	0	0	0	0
11. Medical professional liability.....	0	0	0	0	0	0	0	0	0	0	0	0
12. Earthquake.....	638,251	640,234	0	331,203	0	(34,764)	33,165	0	(764)	614	29,641	13,199
13. Group accident and health (b).....	0	0	0	0	0	0	0	0	0	0	0	0
14. Credit A&H (group and individual).....	0	0	0	0	0	0	0	0	0	0	0	0
15.1 Collectively renewable A&H (b).....	0	0	0	0	0	0	0	0	0	0	0	0
15.2 Non-cancelable A&H (b).....	0	0	0	0	0	0	0	0	0	0	0	0
15.3 Guaranteed renewable A&H (b).....	0	0	0	0	0	0	0	0	0	0	0	0
15.4 Non-renewable for stated reasons only (b).....	0	0	0	0	0	0	0	0	0	0	0	0
15.5 Other accident only.....	0	0	0	0	0	0	0	0	0	0	0	0
15.6 Medicare Title XVIII exempt from state taxes or fees.....	0	0	0	0	0	0	0	0	0	0	0	0
15.7 All other A&H (b).....	0	0	0	0	0	0	0	0	0	0	0	0
15.8 Federal employees health benefits plan premium.....	0	0	0	0	0	0	0	0	0	0	0	0
16. Workers' compensation.....	0	0	0	0	0	0	0	0	0	0	0	0
17.1 Other liability-occurrence.....	0	0	0	0	0	0	0	0	0	0	0	0
17.2 Other liability-claims-made.....	0	0	0	0	0	0	0	0	0	0	0	0
17.3 Excess workers' compensation.....	0	0	0	0	0	0	0	0	0	0	0	0
18. Products liability.....	0	0	0	0	0	0	0	0	0	0	0	0
19.1 Private passenger auto no-fault (personal injury protection).....	1,807,772	1,780,618	0	787,190	1,885,053	1,492,532	227,975	9,667	(96,308)	60,527	90,187	37,418
19.2 Other private passenger auto liability.....	15,280,612	14,418,408	0	6,938,936	10,690,371	13,533,016	14,279,630	346,311	546,469	1,211,305	766,723	316,411
19.3 Commercial auto no-fault (personal injury protection).....	0	0	0	0	0	0	0	0	0	0	0	0
19.4 Other commercial auto liability.....	0	0	0	0	0	0	0	0	0	0	0	0
21.1 Private passenger auto physical damage.....	10,273,620	9,972,204	0	4,496,785	5,919,056	5,800,282	(30,240)	21,786	24,570	3,622	512,985	212,703
21.2 Commercial auto physical damage.....	0	0	0	0	0	0	0	0	0	0	0	0
22. Aircraft (all perils).....	0	0	0	0	0	0	0	0	0	0	0	0
23. Fidelity.....	0	0	0	0	0	0	0	0	0	0	0	0
24. Surety.....	0	0	0	0	0	0	0	0	0	0	0	0
26. Burglary and theft.....	0	0	0	0	0	0	0	0	0	0	0	0
27. Boiler and machinery.....	0	0	0	0	0	0	0	0	0	0	0	0
28. Credit.....	0	0	0	0	0	0	0	0	0	0	0	0
30. Warranty.....	0	0	0	0	0	0	0	0	0	0	0	0
34. Aggregate write-ins for other lines of business.....	0	0	0	0	0	0	0	0	0	0	0	0
35. TOTALS (a).....	35,729,031	34,268,550	0	16,625,723	22,542,511	24,349,515	15,379,214	1,098,225	1,180,287	1,313,245	1,761,320	739,772

DETAILS OF WRITE-INS

3401. MISCELLANEOUS.....	0	0	0	0	0	0	0	0	0	0	0	0
3402.	0	0	0	0	0	0	0	0	0	0	0	0
3403.	0	0	0	0	0	0	0	0	0	0	0	0
3498. Summary of remaining write-ins for Line 34 from overflow page.....	0	0	0	0	0	0	0	0	0	0	0	0
3499. TOTALS (Lines 3401 through 3403 plus 3498) (Line 34 above).....	0	0	0	0	0	0	0	0	0	0	0	0

(a) Finance and service charges not included in Lines 1 to 35 \$.....0.

(b) For health business on indicated lines report: Number of persons insured under PPO managed care products.....0 and number of persons insured under indemnity only products.....0.

EXHIBIT OF PREMIUMS AND LOSSES (Statutory Page 14)



NAIC Group Code....241 NAIC Company Code....34339

BUSINESS IN THE STATE OF WISCONSIN DURING THE YEAR

19.WI

Line of Business	Gross Premiums, Including Policy and Membership Fees, Less Return Premiums and Premiums on Policies not Taken		3 Dividends Paid or Credited to Policyholders on Direct Business	4 Direct Unearned Premium Reserves	5 Direct Losses Paid (deducting salvage)	6 Direct Losses Incurred	7 Direct Losses Unpaid	8 Direct Defense and Cost Containment Expense Paid	9 Direct Defense and Cost Containment Expense Incurred	10 Direct Defense and Cost Containment Expense Unpaid	11 Commissions and Brokerage Expenses	12 Taxes, Licenses and Fees
	1 Direct Premiums Written	2 Direct Premiums Earned										
1. Fire.....	0	0	0	0	0	0	0	0	0	0	0	0
2.1 Allied lines.....	0	0	0	0	0	0	0	0	0	0	0	0
2.2 Multiple peril crop.....	0	0	0	0	0	0	0	0	0	0	0	0
2.3 Federal flood.....	0	0	0	0	0	0	0	0	0	0	0	0
2.4 Private crop.....	0	0	0	0	0	0	0	0	0	0	0	0
2.5 Private flood.....	0	0	0	0	0	0	0	0	0	0	0	0
3. Farmowners multiple peril.....	0	0	0	0	0	0	0	0	0	0	0	0
4. Homeowners multiple peril.....	0	0	0	0	0	0	0	0	0	0	0	0
5.1 Commercial multiple peril (non-liability portion).....	0	0	0	0	0	0	0	0	0	0	0	0
5.2 Commercial multiple peril (liability portion).....	0	0	0	0	0	0	0	0	0	0	0	0
6. Mortgage guaranty.....	0	0	0	0	0	0	0	0	0	0	0	0
8. Ocean marine.....	0	0	0	0	0	0	0	0	0	0	0	0
9. Inland marine.....	0	0	0	0	0	0	0	0	0	0	0	0
10. Financial guaranty.....	0	0	0	0	0	0	0	0	0	0	0	0
11. Medical professional liability.....	0	0	0	0	0	0	0	0	0	0	0	0
12. Earthquake.....	0	0	0	0	0	0	0	0	0	0	0	0
13. Group accident and health (b).....	0	0	0	0	0	0	0	0	0	0	0	0
14. Credit A&H (group and individual).....	0	0	0	0	0	0	0	0	0	0	0	0
15.1 Collectively renewable A&H (b).....	0	0	0	0	0	0	0	0	0	0	0	0
15.2 Non-cancelable A&H (b).....	0	0	0	0	0	0	0	0	0	0	0	0
15.3 Guaranteed renewable A&H (b).....	0	0	0	0	0	0	0	0	0	0	0	0
15.4 Non-renewable for stated reasons only (b).....	0	0	0	0	0	0	0	0	0	0	0	0
15.5 Other accident only.....	0	0	0	0	0	0	0	0	0	0	0	0
15.6 Medicare Title XVIII exempt from state taxes or fees.....	0	0	0	0	0	0	0	0	0	0	0	0
15.7 All other A&H (b).....	0	0	0	0	0	0	0	0	0	0	0	0
15.8 Federal employees health benefits plan premium.....	0	0	0	0	0	0	0	0	0	0	0	0
16. Workers' compensation.....	0	0	0	0	0	0	0	0	0	0	0	0
17.1 Other liability-occurrence.....	0	0	0	0	0	0	0	0	0	0	0	0
17.2 Other liability-claims-made.....	0	0	0	0	0	0	0	0	0	0	0	0
17.3 Excess workers' compensation.....	0	0	0	0	0	0	0	0	0	0	0	0
18. Products liability.....	0	0	0	0	0	0	0	0	0	0	0	0
19.1 Private passenger auto no-fault (personal injury protection).....	0	0	0	0	0	0	0	0	0	0	0	0
19.2 Other private passenger auto liability.....	7,299,077	7,080,686	0	3,096,287	4,763,374	6,269,850	8,611,963	143,833	245,429	715,658	360,789	145,161
19.3 Commercial auto no-fault (personal injury protection).....	0	0	0	0	0	0	0	0	0	0	0	0
19.4 Other commercial auto liability.....	0	0	0	0	0	0	0	0	0	0	0	0
21.1 Private passenger auto physical damage.....	7,514,782	7,255,461	0	3,143,390	4,335,857	4,374,028	61,585	7,976	8,272	2,285	371,973	149,467
21.2 Commercial auto physical damage.....	0	0	0	0	0	0	0	0	0	0	0	0
22. Aircraft (all perils).....	0	0	0	0	0	0	0	0	0	0	0	0
23. Fidelity.....	0	0	0	0	0	0	0	0	0	0	0	0
24. Surety.....	0	0	0	0	0	0	0	0	0	0	0	0
26. Burglary and theft.....	0	0	0	0	0	0	0	0	0	0	0	0
27. Boiler and machinery.....	0	0	0	0	0	0	0	0	0	0	0	0
28. Credit.....	0	0	0	0	0	0	0	0	0	0	0	0
30. Warranty.....	0	0	0	0	0	0	0	0	0	0	0	0
34. Aggregate write-ins for other lines of business.....	0	0	0	0	0	0	0	0	0	0	0	0
35. TOTALS (a).....	14,813,859	14,336,147	0	6,239,677	9,099,231	10,643,878	8,673,548	151,809	253,701	717,943	732,762	294,628

DETAILS OF WRITE-INS

3401. MISCELLANEOUS.....	0	0	0	0	0	0	0	0	0	0	0	0
3402.	0	0	0	0	0	0	0	0	0	0	0	0
3403.	0	0	0	0	0	0	0	0	0	0	0	0
3498. Summary of remaining write-ins for Line 34 from overflow page.....	0	0	0	0	0	0	0	0	0	0	0	0
3499. TOTALS (Lines 3401 through 3403 plus 3498) (Line 34 above).....	0	0	0	0	0	0	0	0	0	0	0	0

(a) Finance and service charges not included in Lines 1 to 35 \$.....25,787.

(b) For health business on indicated lines report: Number of persons insured under PPO managed care products.....0 and number of persons insured under indemnity only products.....0.

EXHIBIT OF PREMIUMS AND LOSSES (Statutory Page 14)



NAIC Group Code....241 NAIC Company Code....34339

BUSINESS IN THE STATE OF WEST VIRGINIA DURING THE YEAR

Line of Business	Gross Premiums, Including Policy and Membership Fees, Less Return Premiums and Premiums on Policies not Taken		Dividends Paid or Credited to Policyholders on Direct Business	Direct Unearned Premium Reserves	Direct Losses Paid (deducting salvage)	Direct Losses Incurred	Direct Losses Unpaid	Direct Defense and Cost Containment Expense Paid	Direct Defense and Cost Containment Expense Incurred	Direct Defense and Cost Containment Expense Unpaid	Commissions and Brokerage Expenses	Taxes, Licenses and Fees
	1 Direct Premiums Written	2 Direct Premiums Earned										
1. Fire.....	0	0	0	0	0	0	0	0	0	0	0	0
2.1 Allied lines.....	0	0	0	0	0	0	0	0	0	0	0	0
2.2 Multiple peril crop.....	0	0	0	0	0	0	0	0	0	0	0	0
2.3 Federal flood.....	0	0	0	0	0	0	0	0	0	0	0	0
2.4 Private crop.....	0	0	0	0	0	0	0	0	0	0	0	0
2.5 Private flood.....	0	0	0	0	0	0	0	0	0	0	0	0
3. Farmowners multiple peril.....	0	0	0	0	0	0	0	0	0	0	0	0
4. Homeowners multiple peril.....	0	0	0	0	0	0	0	0	0	0	0	0
5.1 Commercial multiple peril (non-liability portion).....	0	0	0	0	0	0	0	0	0	0	0	0
5.2 Commercial multiple peril (liability portion).....	0	0	0	0	0	0	0	0	0	0	0	0
6. Mortgage guaranty.....	0	0	0	0	0	0	0	0	0	0	0	0
8. Ocean marine.....	0	0	0	0	0	0	0	0	0	0	0	0
9. Inland marine.....	0	0	0	0	0	0	0	0	0	0	0	0
10. Financial guaranty.....	0	0	0	0	0	0	0	0	0	0	0	0
11. Medical professional liability.....	0	0	0	0	0	0	0	0	0	0	0	0
12. Earthquake.....	0	0	0	0	0	0	0	0	0	0	0	0
13. Group accident and health (b).....	0	0	0	0	0	0	0	0	0	0	0	0
14. Credit A&H (group and individual).....	0	0	0	0	0	0	0	0	0	0	0	0
15.1 Collectively renewable A&H (b).....	0	0	0	0	0	0	0	0	0	0	0	0
15.2 Non-cancelable A&H (b).....	0	0	0	0	0	0	0	0	0	0	0	0
15.3 Guaranteed renewable A&H (b).....	0	0	0	0	0	0	0	0	0	0	0	0
15.4 Non-renewable for stated reasons only (b).....	0	0	0	0	0	0	0	0	0	0	0	0
15.5 Other accident only.....	0	0	0	0	0	0	0	0	0	0	0	0
15.6 Medicare Title XVIII exempt from state taxes or fees.....	0	0	0	0	0	0	0	0	0	0	0	0
15.7 All other A&H (b).....	0	0	0	0	0	0	0	0	0	0	0	0
15.8 Federal employees health benefits plan premium.....	0	0	0	0	0	0	0	0	0	0	0	0
16. Workers' compensation.....	0	0	0	0	0	0	0	0	0	0	0	0
17.1 Other liability-occurrence.....	0	0	0	0	0	0	0	0	0	0	0	0
17.2 Other liability-claims-made.....	0	0	0	0	0	0	0	0	0	0	0	0
17.3 Excess workers' compensation.....	0	0	0	0	0	0	0	0	0	0	0	0
18. Products liability.....	0	0	0	0	0	0	0	0	0	0	0	0
19.1 Private passenger auto no-fault (personal injury protection).....	0	0	0	0	0	0	0	0	0	0	0	0
19.2 Other private passenger auto liability.....	0	0	0	0	0	0	0	0	0	0	0	0
19.3 Commercial auto no-fault (personal injury protection).....	0	0	0	0	0	0	0	0	0	0	0	0
19.4 Other commercial auto liability.....	0	0	0	0	0	0	0	0	0	0	0	0
21.1 Private passenger auto physical damage.....	0	0	0	0	0	0	0	0	0	0	0	0
21.2 Commercial auto physical damage.....	0	0	0	0	0	0	0	0	0	0	0	0
22. Aircraft (all perils).....	0	0	0	0	0	0	0	0	0	0	0	0
23. Fidelity.....	0	0	0	0	0	0	0	0	0	0	0	0
24. Surety.....	0	0	0	0	0	0	0	0	0	0	0	0
26. Burglary and theft.....	0	0	0	0	0	0	0	0	0	0	0	0
27. Boiler and machinery.....	0	0	0	0	0	0	0	0	0	0	0	0
28. Credit.....	0	0	0	0	0	0	0	0	0	0	0	0
30. Warranty.....	0	0	0	0	0	0	0	0	0	0	0	0
34. Aggregate write-ins for other lines of business.....	0	0	0	0	0	0	0	0	0	0	0	1,725
35. TOTALS (a).....	0	0	0	0	0	0	0	0	0	0	0	1,725

DETAILS OF WRITE-INS

3401. MISCELLANEOUS.....	0	0	0	0	0	0	0	0	0	0	0	1,725
3402.	0	0	0	0	0	0	0	0	0	0	0	0
3403.	0	0	0	0	0	0	0	0	0	0	0	0
3498. Summary of remaining write-ins for Line 34 from overflow page.....	0	0	0	0	0	0	0	0	0	0	0	0
3499. TOTALS (Lines 3401 through 3403 plus 3498) (Line 34 above).....	0	0	0	0	0	0	0	0	0	0	0	1,725

(a) Finance and service charges not included in Lines 1 to 35 \$.....0.

(b) For health business on indicated lines report: Number of persons insured under PPO managed care products.....0 and number of persons insured under indemnity only products.....0.

19.WV

EXHIBIT OF PREMIUMS AND LOSSES (Statutory Page 14)



NAIC Group Code....241 NAIC Company Code....34339

BUSINESS IN THE STATE OF WYOMING DURING THE YEAR

19.WY

Line of Business	Gross Premiums, Including Policy and Membership Fees, Less Return Premiums and Premiums on Policies not Taken		3 Dividends Paid or Credited to Policyholders on Direct Business	4 Direct Unearned Premium Reserves	5 Direct Losses Paid (deducting salvage)	6 Direct Losses Incurred	7 Direct Losses Unpaid	8 Direct Defense and Cost Containment Expense Paid	9 Direct Defense and Cost Containment Expense Incurred	10 Direct Defense and Cost Containment Expense Unpaid	11 Commissions and Brokerage Expenses	12 Taxes, Licenses and Fees
	1 Direct Premiums Written	2 Direct Premiums Earned										
1. Fire.....	0	0	0	0	0	0	0	0	0	0	0	0
2.1 Allied lines.....	0	0	0	0	0	0	0	0	0	0	0	0
2.2 Multiple peril crop.....	0	0	0	0	0	0	0	0	0	0	0	0
2.3 Federal flood.....	0	0	0	0	0	0	0	0	0	0	0	0
2.4 Private crop.....	0	0	0	0	0	0	0	0	0	0	0	0
2.5 Private flood.....	0	0	0	0	0	0	0	0	0	0	0	0
3. Farmowners multiple peril.....	0	0	0	0	0	0	0	0	0	0	0	0
4. Homeowners multiple peril.....	0	0	0	0	0	0	0	0	0	0	0	0
5.1 Commercial multiple peril (non-liability portion).....	0	0	0	0	0	0	0	0	0	0	0	0
5.2 Commercial multiple peril (liability portion).....	0	0	0	0	0	0	0	0	0	0	0	0
6. Mortgage guaranty.....	0	0	0	0	0	0	0	0	0	0	0	0
8. Ocean marine.....	0	0	0	0	0	0	0	0	0	0	0	0
9. Inland marine.....	0	0	0	0	0	0	0	0	0	0	0	0
10. Financial guaranty.....	0	0	0	0	0	0	0	0	0	0	0	0
11. Medical professional liability.....	0	0	0	0	0	0	0	0	0	0	0	0
12. Earthquake.....	0	0	0	0	0	0	0	0	0	0	0	0
13. Group accident and health (b).....	0	0	0	0	0	0	0	0	0	0	0	0
14. Credit A&H (group and individual).....	0	0	0	0	0	0	0	0	0	0	0	0
15.1 Collectively renewable A&H (b).....	0	0	0	0	0	0	0	0	0	0	0	0
15.2 Non-cancelable A&H (b).....	0	0	0	0	0	0	0	0	0	0	0	0
15.3 Guaranteed renewable A&H (b).....	0	0	0	0	0	0	0	0	0	0	0	0
15.4 Non-renewable for stated reasons only (b).....	0	0	0	0	0	0	0	0	0	0	0	0
15.5 Other accident only.....	0	0	0	0	0	0	0	0	0	0	0	0
15.6 Medicare Title XVIII exempt from state taxes or fees.....	0	0	0	0	0	0	0	0	0	0	0	0
15.7 All other A&H (b).....	0	0	0	0	0	0	0	0	0	0	0	0
15.8 Federal employees health benefits plan premium.....	0	0	0	0	0	0	0	0	0	0	0	0
16. Workers' compensation.....	0	0	0	0	0	0	0	0	0	0	0	0
17.1 Other liability-occurrence.....	0	0	0	0	0	0	0	0	0	0	0	0
17.2 Other liability-claims-made.....	0	0	0	0	0	0	0	0	0	0	0	0
17.3 Excess workers' compensation.....	0	0	0	0	0	0	0	0	0	0	0	0
18. Products liability.....	0	0	0	0	0	0	0	0	0	0	0	0
19.1 Private passenger auto no-fault (personal injury protection).....	0	0	0	0	0	0	0	0	0	0	0	0
19.2 Other private passenger auto liability.....	0	0	0	0	0	0	0	0	0	0	0	0
19.3 Commercial auto no-fault (personal injury protection).....	0	0	0	0	0	0	0	0	0	0	0	0
19.4 Other commercial auto liability.....	0	0	0	0	0	0	0	0	0	0	0	0
21.1 Private passenger auto physical damage.....	0	0	0	0	0	0	0	0	0	0	0	0
21.2 Commercial auto physical damage.....	0	0	0	0	0	0	0	0	0	0	0	0
22. Aircraft (all perils).....	0	0	0	0	0	0	0	0	0	0	0	0
23. Fidelity.....	0	0	0	0	0	0	0	0	0	0	0	0
24. Surety.....	0	0	0	0	0	0	0	0	0	0	0	0
26. Burglary and theft.....	0	0	0	0	0	0	0	0	0	0	0	0
27. Boiler and machinery.....	0	0	0	0	0	0	0	0	0	0	0	0
28. Credit.....	0	0	0	0	0	0	0	0	0	0	0	0
30. Warranty.....	0	0	0	0	0	0	0	0	0	0	0	0
34. Aggregate write-ins for other lines of business.....	0	0	0	0	0	0	0	0	0	0	0	0
35. TOTALS (a).....	0	0	0	0	0	0	0	0	0	0	0	0

DETAILS OF WRITE-INS

3401. MISCELLANEOUS.....	0	0	0	0	0	0	0	0	0	0	0	0
3402.	0	0	0	0	0	0	0	0	0	0	0	0
3403.	0	0	0	0	0	0	0	0	0	0	0	0
3498. Summary of remaining write-ins for Line 34 from overflow page.....	0	0	0	0	0	0	0	0	0	0	0	0
3499. TOTALS (Lines 3401 through 3403 plus 3498) (Line 34 above).....	0	0	0	0	0	0	0	0	0	0	0	0

(a) Finance and service charges not included in Lines 1 to 35 \$.....0.

(b) For health business on indicated lines report: Number of persons insured under PPO managed care products.....0 and number of persons insured under indemnity only products.....0.

SCHEDULE F - PART 1

Assumed Reinsurance as of December 31, Current Year (000 Omitted)

1 ID Number	2 NAIC Company Code	3 Name of Reinsured	4 Domiciliary Jurisdiction	5 Assumed Premium	Reinsurance On			9 Contingent Commissions Payable	10 Assumed Premiums Receivable	11 Unearned Premium	12 Funds Held by or Deposited With Reinsured Companies	13 Letters of Credit Posted	14 Amount of Assets Pledged or Compensating Balances to Secure Letters of Credit	15 Amount of Assets Pledged or Collateral Held in Trust
					6 Paid Losses and Loss Adjustment Expenses	7 Known Case Losses and LAE	8 Cols. 6 + 7							
Other U. S. Unaffiliated Insurers														
95-3187355..	35300.....	ALLIANZ GLOBAL RISKS US INSURANCE COMPANY.....	IL.....001,5451,5450000000
36-0719665..	19232.....	ALLSTATE INSURANCE COMPANY.....	IL.....001,3571,3570000000
13-5124990..	19380.....	AMERICAN HOME ASSURANCE COMPANY.....	NY.....0101,3631,3730000000
38-1869912..	19488.....	AMERISURE INSURANCE COMPANY.....	MI.....002952950000000
13-5358230..	24678.....	ARROWOOD INDEMNITY COMPANY.....	DE.....006526520000000
23-1502700..	21970.....	BEDIVERE INSURANCE DOMPANY.....	PA.....006386380000000
22-2405591..	41386.....	CHUBB INSURANCE COMPANY OF N.....	NJ.....006246240000000
36-2114545..	20443.....	CONTINENTAL CASUALTY COMPANY.....	IL.....01662,2092,3750400000
13-5010440..	35289.....	CONTINENTAL INSURANCE COMPANY.....	PA.....027037060000000
22-2464174..	42471.....	CRUM & FORSTER INSURANCE COMPANY.....	NJ.....001,4691,4690000000
39-0264050..	21458.....	EMPLOYERS INSURANCE OF WAUSAU, A MUTUAL COMPANY.....	WI.....002522520(0)00000
22-2005057..	26921.....	EVEREST REINSURANCE COMPANY.....	DE.....01511,9452,0960000000
94-1032958..	21040.....	FREMONT INDEMNITY COMPANY.....	CA.....001781780000000
13-2673100..	22039.....	GENERAL REINSURANCE CORPORATION.....	DE.....001961960000000
13-5009848..	21032.....	GLOBAL REINSURANCE CORPATION OF AMERICA.....	NY.....01811803610000000
53-0075853..	22063.....	GOVERNMENT EMPLOYEES INSURAN.....	MD.....0(1)2402400000000
02-0140690..	23809.....	GRANITE STATE INSURANCE COMPANY.....	IL.....004,7714,7710000000
13-5129825..	22292.....	HANOVER INSURANCE COMPANIES.....	NH.....(16)(3)1141110000000
06-0383030..	22357.....	HARTFORD ACCIDENT AND INDEMNITY COMPANY.....	CT.....002302300000000
02-0308052..	22527.....	HOME INSURANCE COMPANY, THE.....	NH.....0(87)1,0941,00701000000
23-0723970..	22713.....	INSURANCE COMPANY OF NORTH AMERICA.....	PA.....002922920000000
95-2769232..	27847.....	INSURANCE COMPANY OF THE WEST.....	CA.....007347340000000
13-5339725..	18341.....	INSURANCE CORPORATION OF NEW YORK.....	NY.....001761760000000
30-0875958..	20621.....	LAMORAK INS CO.....	PA.....001,1371,1370000000
25-1149494..	19437.....	LEXINGTON INSURANCE COMPANY.....	DE.....005585580000000
04-1543470..	23043.....	LIBERTY MUTUAL INSURANCE COMPANY.....	MA.....0(2)4674650000000
51-0097283..	26743.....	MAXUM INDEMNITY COMPANY.....	DE.....001521520000000
36-1475332..	20451.....	MID STATES REINSURANCE CORPORATION.....	IL.....001,1761,1760000000
13-4924125..	10227.....	MUNICH REINS AMER INC.....	DE.....003043040000000
36-2704643..	21881.....	NATIONAL SURETY CORPORATION.....	IL.....001,3241,3240000000
25-0687550..	19445.....	NATIONAL UNION FIRE INS CO OF PITTS.....	PA.....003,1003,1000000000
31-4177100..	23787.....	NATIONWIDE MUTUAL INSURANCE COMPANY.....	OH.....003113110000000
04-2177185..	21830.....	NEW ENGLAND INSURANCE COMPANY.....	CT.....001641640000000
47-0444314..	20265.....	PROTECTIVE NATL INS CO OF OMAHA.....	NE.....004724720000000
23-1641984..	10219.....	QBE REINSURANCE CORPORATION.....	PA.....1(0)1411410000000
23-1740414..	22705.....	R & Q REINSURANCE.....	PA.....0881,4131,5010700000
94-1517098..	25534.....	TIG INSURANCE COMPANY.....	CA.....0(22)2592370000000
13-5616275..	19453.....	TRANSATLANTIC REINSURANCE COMPANY.....	NY.....001,1801,1800000000

Metropolitan Group Property and Casualty Insurance Company

SCHEDULE F - PART 1

Assumed Reinsurance as of December 31, Current Year (000 Omitted)

1 ID Number	2 NAIC Company Code	3 Name of Reinsured	4 Domiciliary Jurisdiction	5 Assumed Premium	Reinsurance On			9 Contingent Commissions Payable	10 Assumed Premiums Receivable	11 Unearned Premium	12 Funds Held by or Deposited With Reinsured Companies	13 Letters of Credit Posted	14 Amount of Assets Pledged or Compensating Balances to Secure Letters of Credit	15 Amount of Assets Pledged or Collateral Held in Trust
					6 Paid Losses and Loss Adjustment Expenses	7 Known Case Losses and LAE	8 Cols. 6 + 7							
06-0566050..	25658.....	TRAVELERS INDEMNITY COMPANY.....	CT.....001,4181,4180(0)00000
52-0515280..	25887.....	UNITED STATES FIDELITY AND GUARANTY CO.....	CT.....001761760000000
48-0921045..	39845.....	WESTPORT INSURANCE CORPORATION.....	MO.....009429420000000
0999998.	Other U. S. Unaffiliated Insurers for which the total of column 8 is less than \$100,000.....		5(7)939932058200000
0999999.	Other U. S. Unaffiliated Insurers.....		(11)47636,88737,364(11)60300000
Pools and Associations - Voluntary Pools														
AA-9995004.	00000.....	AMERICAN EXCESS INSURANCE ASSOCIATION.....	VT.....002,1482,1480000000
AA-9995022.	00000.....	EXCESS AND CASUALTY REINS ASSOC.....	NY.....06046,0336,6370(5)00000
1199998.	Pools and Associations for which the total of column 8 is less than \$100,000-Voluntary.....		0(0)454501074000
1199999.	Pools and Associations - Voluntary Pools.....		06048,2268,8300(4)074000
1299999.	Total Pools and Associations.....		06048,2268,8300(4)074000
Other Non-U. S. Insurers														
AA-1120580.	00000.....	EXCESS INSURANCE COMPANY, LTD.	GBR.....003,0003,0000000000
1399998.	Other Non-U. S. Insurers for which the total of column 8 is less than \$100,000.....		0(1)18170(0)00000
1399999.	Other Non-U. S. Insurers.....		0(1)3,0183,0170(0)00000
9999999.	Totals.....		(11)1,07948,13249,2110599074000

SCHEDULE F - PART 2

Premium Portfolio Reinsurance Effected or (Canceled) during Current Year

1 ID Number	2 NAIC Company Code	3 Name of Company	4 Date of Contract	5 Original Premium	6 Reinsurance Premium
-------------------	------------------------------	----------------------	-----------------------	-----------------------	--------------------------

NONE

SCHEDULE F - PART 3

Ceded Reinsurance as of December 31, Current Year (000 Omitted)

1 ID Number	2 NAIC Company Code	3 Name of Reinsurer	4 Domiciliary Jurisdiction	5 Special Code	6 Reinsurance Premiums Ceded	Reinsurance Recoverable on										Reinsurance Payable		18 Net Amount Recoverable From Reinsurers Col. 15-[16+17]	19 Funds Held By Company Under Reinsurance Treaties
						7 Paid Losses	8 Paid LAE	9 Known Case Loss Reserves	10 Known Case LAE Reserves	11 IBNR Loss Reserves	12 IBNR LAE Reserves	13 Unearned Premiums	14 Contingent Commissions	15 Cols. 7 through 14 Totals	16 Ceded Balances Payable	17 Other Amounts Due to Reinsurers			
Authorized Affiliates-U.S. Non-Pool - Other																			
13-2725441	26298...	METROPOLITAN PROPERTY AND CASUALTY INSURANCE COMPANY	RI		737,875	0	0	293,610	33,960	24,265	3,965	323,245	10	679,055	273,875	0	405,180	0	
0399999	Total Authorized Affiliates - U.S. Non-Pool - Other				737,875	0	0	293,610	33,960	24,265	3,965	323,245	10	679,055	273,875	0	405,180	0	
0499999	Total Authorized Affiliates - U.S. Non-Pool - Total				737,875	0	0	293,610	33,960	24,265	3,965	323,245	10	679,055	273,875	0	405,180	0	
0899999	Total Authorized Affiliates				737,875	0	0	293,610	33,960	24,265	3,965	323,245	10	679,055	273,875	0	405,180	0	
Authorized Other U.S. Unaffiliated Insurers																			
13-5358230	24678...	ARROWOOD INDEMNITY COMPANY	DE		0	40	71	16	97	22	0	0	0	247	0	0	247	0	
23-1502700	21970...	BEDIVERE INSURANCE COMPANY	PA		0	611	122	28	130	29	0	0	0	920	0	0	920	0	
51-0400307	10391...	BERKSHIRE HATHAWAY DIRECT INS CO	NE		0	418	199	45	225	51	0	0	0	939	0	0	939	0	
13-2781282	25070...	CLEARWATER INSURANCE COMPANY	DE		(12)	3,032	36,049	3,064	6,675	(313)	0	0	0	48,506	0	0	48,506	0	
36-2114545	20443...	CONTINENTAL CASUALTY COMPANY	IL		0	39	40	9	54	12	0	0	0	155	0	0	155	0	
39-0264050	21458...	EMPLOYERS INS OF WAUSAU A MUT CO	WI		0	107	249	56	309	70	0	0	0	792	0	0	792	0	
05-0316605	21482...	FACTORY MUTUAL INSURANCE CO	RI		0	100	154	35	179	41	0	0	0	509	0	0	509	0	
02-0308052	22527...	HOME INSURANCE COMPANY	NH		0	2,615	448	102	534	121	0	0	0	3,820	0	0	3,820	0	
13-5339725	18341...	INSURANCE CORPORATION OF NEW YORK	NY		0	294	54	12	59	13	0	0	0	432	0	0	432	0	
04-1543470	23043...	LIBERTY MUTUAL INSURANCE COMPANY	MA		0	231	120	27	135	31	0	0	0	543	0	0	543	0	
13-3467153	22551...	MITSUI SUMITOMO INS USA INC	NY		0	19	27	6	39	9	0	0	0	99	0	0	99	0	
38-0865250	11991...	NATIONAL CASUALTY COMPANY	OH		0	0	17	4	17	4	0	0	0	42	0	0	42	0	
47-0355979	20087...	NATIONAL INDEMNITY COMPANY	NE		0	919	1,941	441	2,388	542	0	0	0	6,231	(1)	0	6,232	9	
04-2177185	21830...	NEW ENGLAND INSURANCE COMPANY	CT		0	122	22	5	26	6	0	0	0	180	0	0	180	0	
39-0509630	23914...	NORTHWESTERN NATL INS CO WI	WI		0	53	27	6	32	7	0	0	0	125	0	0	125	0	
13-1188550	15059...	PUBLIC SERVICE MUTUAL INS CO	IL		0	127	151	34	187	42	0	0	0	542	0	0	542	0	
23-1740414	22705...	R & Q REINSURANCE	PA		0	56	11	3	13	3	0	0	0	85	0	0	85	0	
23-0580680	24457...	RELIANCE NATIONAL INS CO IN LIQUIDATION	PA		0	38	30	7	43	10	0	0	0	128	0	0	128	0	
39-0333950	24988...	SENTRY INS A MUTUAL CO	WI		0	152	322	73	372	84	0	0	0	1,003	0	0	1,003	0	
13-2997499	38776...	SIRIUS AMERICA INSURANCE COMPANY	NY		0	9	0	0	0	0	0	0	0	9	0	0	9	0	
13-2554270	11126...	SOMPO JAPAN INS CO OF AMERICA	NY		0	60	61	14	65	15	0	0	0	214	0	0	214	0	
75-1670124	38318...	STARR INDEMNITY & LIABILITY COMPANY	TX		0	228	399	91	452	103	0	0	0	1,272	0	0	1,272	0	
13-1675535	25364...	SWISS REINSURANCE AMERICA	NY		0	196	266	60	318	72	0	0	0	913	0	0	913	0	
13-2918573	42439...	TOA RE INSURANCE CO OF AMER(THE)	DE		0	50	34	8	34	8	0	0	0	133	0	0	133	0	
13-4032666	10945...	TOKIO MARINE AMERICA INS CO	NY		0	0	0	0	0	0	0	0	0	0	0	0	0	0	
63-0598629	11762...	VESTA FIRE INS CORP	TX		0	244	31	7	38	9	0	0	0	329	0	0	329	0	
48-0921045	39845...	WESTPORT INSURANCE CORPORATION	MO		0	(0)	0	0	0	0	0	0	0	(0)	(0)	0	(0)	0	
0999999	Total Authorized Other U.S. Unaffiliated Insurers				(11)	9,760	0	40,846	4,152	12,419	991	0	0	68,167	(1)	0	68,168	9	
Authorized Other Non-U.S. Insurers																			
AA-1120355	00000...	CX REINS CO LTD	GBR		0	(0)	0	0	0	0	0	0	0	(0)	0	0	(0)	0	
AA-1340085	00000...	E+S RUCKVER AG	DEU		0	0	1	0	0	1	0	0	0	2	0	0	2	0	

SCHEDULE F - PART 3

Ceded Reinsurance as of December 31, Current Year (000 Omitted)

1 ID Number	2 NAIC Company Code	3 Name of Reinsurer	4 Domiciliary Jurisdiction	5 Special Code	6 Reinsurance Premiums Ceded	Reinsurance Recoverable on										Reinsurance Payable		18 Net Amount Recoverable From Reinsurers Col. 15-[16+17]	19 Funds Held By Company Under Reinsurance Treaties
						7 Paid Losses	8 Paid LAE	9 Known Case Loss Reserves	10 Known Case LAE Reserves	11 IBNR Loss Reserves	12 IBNR LAE Reserves	13 Unearned Premiums	14 Contingent Commissions	15 Cols. 7 through 14 Totals	16 Ceded Balances Payable	17 Other Amounts Due to Reinsurers			
AA-1340125	00000...	HANNOVER RUCKVERSICHERUNGS.....	DEU.....		0	110	0	142	32	170	38	0	0	492	0	0	492	1	
AA-1122000	00000...	LLOYDS OF LONDON.....	GBR.....		0	(0)	0	0	0	0	0	0	0	(0)	(0)	0	(0)	0	
1299999		Total Authorized Other Non-U.S. Insurers.....			0	110	0	143	32	170	39	0	0	494	0	0	494	1	
1399999		Total Authorized.....			737,863	9,870	0	334,598	38,145	36,854	4,994	323,245	10	747,716	273,875	0	473,842	10	

Unauthorized Other U.S. Unaffiliated Insurers

04-1028440	19569...	AMERICAN MUTUAL LIAB INS CO.....	MA.....		0	228	0	49	11	53	12	0	0	353	0	0	353	0
38-2145898	33499...	DORINCO REINSURANCE COMPANY.....	MI.....		0	20	0	36	8	49	11	0	0	123	0	0	123	0
22-2222789	11398...	GUARNTTEE INSURANCE COMPANY.....	FL.....		0	46	0	31	7	38	9	0	0	130	0	0	130	0
59-2859797	88340...	HANNOVER LIFE REASSUR CO OF AMERICA.....	FL.....		0	136	0	59	13	69	16	0	0	293	0	0	293	1
06-1053475	97764...	IDEAL MUTUAL INSURANCE CO IN LIQUIDATION.....	CT.....		0	288	0	46	11	63	14	0	0	423	0	0	423	0
22-3590451	40045...	STARNET INSURANCE COMPANY.....	DE.....		0	38	0	87	20	97	22	0	0	264	0	0	264	0
13-2838344	12971...	UNION INDEMNITY INS OF NY.....	NY.....		0	837	0	185	42	200	45	0	0	1,309	0	0	1,309	0
2299999		Total Unauthorized Other U.S. Unaffiliated Insurers.....			0	1,593	0	494	112	568	129	0	0	2,895	0	0	2,895	1

Unauthorized Other Non-U.S. Insurers

AA-1240039	00000...	AG INSURANCE SA.....	BEL.....		0	206	0	320	73	358	81	0	0	1,038	0	0	1,038	268
AA-1120255	00000...	AGEAS INSURANCE LTD.....	GBR.....		0	0	0	0	0	0	0	0	0	0	0	0	0	0
AA-1580015	00000...	AIOI NISSAY DOWA INSURANCE COMPANY LTD.....	JPN.....		0	71	0	144	33	185	42	0	0	475	0	0	475	1
AA-1460115	00000...	ALEA EUROPE LTD.....	BMU.....		0	11	0	25	6	39	9	0	0	89	0	0	89	0
AA-3190439	00000...	ANECO REINSURANCE UNDERWRITING MANAGEMENT.....	BMU.....		0	1,001	0	159	36	181	41	0	0	1,418	0	0	1,418	0
AA-1320060	00000...	AREAS ASSURANCE CMA.....	FRA.....		0	19	0	20	5	22	5	0	0	71	0	0	71	0
AA-1560390	00000...	AVIVA INS CO OF CANADA.....	CAN.....		0	0	0	0	0	0	0	0	0	0	0	0	0	0
AA-1244102	00000...	AXA BELGIUM.....	BEL.....		0	0	0	63	14	91	21	0	0	190	0	0	190	0
AA-1720007	00000...	BOTHNIA INT'L INSURANCE CO LTD.....	FIN.....		0	89	0	40	9	45	10	0	0	193	0	0	193	0
AA-3190074	00000...	BRISTOL REINS CO LTD.....	BMU.....		0	11	0	0	0	0	0	0	0	11	0	0	11	0
AA-1120297	00000...	BRITISH NATIONAL INS CO LTD.....	GBR.....		0	7	0	0	0	0	0	0	0	7	0	0	7	0
AA-1120326	00000...	CHANCELLOR INS CO LTD.....	GBR.....		0	24	0	0	0	0	0	0	0	24	0	0	24	0
AA-1320019	00000...	CIE TRANSCONTINENTALE DE REA.....	FRA.....		0	0	0	0	0	0	0	0	0	0	0	0	0	1
AA-1320035	00000...	COLISEE RE.....	FRA.....		0	217	0	132	30	159	36	0	0	574	0	0	574	13
AA-1120445	00000...	CORNHILL INS PLC.....	FRA.....		0	0	0	0	0	0	0	0	0	0	0	0	0	0
AA-3190001	00000...	CURTIS BAY INSURANCE COMPANY.....	BMU.....		0	3	0	25	6	37	8	0	0	79	0	0	79	0
AA-1120495	00000...	DOMINION INSURANCE COMPANY.....	GBR.....		0	1	0	0	0	0	0	0	0	1	0	0	1	0
AA-1220027	00000...	EA GENERALI AG.....	AUT.....		0	3	0	28	6	32	7	0	0	77	0	0	77	0
AA-1120580	00000...	EXCESS INSURANCE COMPANY LTD.....	GBR.....		0	(0)	0	0	0	0	0	0	0	(0)	2	0	(2)	0
AA-1440035	00000...	FOLKSAM INTL INS CO.....	SWE.....		0	0	0	0	0	0	0	0	0	0	0	0	0	3
AA-1360020	00000...	GENERALI ITALIA S.P.A.....	ITA.....		0	7	0	53	12	59	13	0	0	145	0	0	145	0
AA-1220035	00000...	GENERALI RUCKVERSICHERUNG AG.....	AUT.....		0	0	0	0	0	0	0	0	0	1	0	0	1	0
AA-1930320	00000...	GOVT INS OFF OF NEW S WALES.....	AUS.....		0	(0)	0	0	0	0	0	0	0	(0)	(0)	0	(0)	0
AA-1220040	00000...	GRAZER WECHSELSEITIGE VERS.....	AUT.....		0	0	0	0	0	0	0	0	0	0	0	0	0	0

22.1

SCHEDULE F - PART 3

Ceded Reinsurance as of December 31, Current Year (000 Omitted)

1 ID Number	2 NAIC Company Code	3 Name of Reinsurer	4 Domiciliary Jurisdiction	5 Special Code	6 Reinsurance Premiums Ceded	Reinsurance Recoverable on									Reinsurance Payable		18 Net Amount Recoverable From Reinsurers Col. 15-[16+17]	19 Funds Held By Company Under Reinsurance Treaties
						7 Paid Losses	8 Paid LAE	9 Known Case Loss Reserves	10 Known Case LAE Reserves	11 IBNR Loss Reserves	12 IBNR LAE Reserves	13 Unearned Premiums	14 Contingent Commissions	15 Cols. 7 through 14 Totals	16 Ceded Balances Payable	17 Other Amounts Due to Reinsurers		
AA-1340129	00000...	HANSEATICA RUCKVERSICHERUNGS.....	DEU.....		0	23	0	22	5	26	6	0	0	82	0	0	82	0
AA-1120812	00000...	INS CORP OF SINGAPORE UK LTD.....	GBR.....		0	(0)	0	0	0	0	0	0	0	(0)	0	0	(0)	0
AA-3190432	00000...	INSURATEX LTD.....	BMU.....		0	0	0	7	2	17	4	0	0	30	0	0	29	0
AA-1120475	00000...	KINGSCROFT INS CO LTD.....	GBR.....		0	(0)	0	0	0	0	0	0	0	(0)	0	0	(0)	0
AA-1120920	00000...	LIMESTREET INS CO LTD.....	GBR.....		0	(0)	0	0	0	0	0	0	0	(0)	0	0	(0)	0
AA-5760020	00000...	LION CITY RUN-OFF.....	SGP.....		0	2	0	0	0	0	0	0	0	2	0	0	2	0
AA-1120017	00000...	ORION INS (GENERAL) PLC.....	GBR.....		0	14	0	0	0	0	0	0	0	14	0	0	14	0
AA-5760040	00000...	OVERSEAS UNION INS LTD.....	SGP.....		0	(0)	0	0	0	0	0	0	0	(0)	0	0	(0)	0
AA-1320265	00000...	PARTNERRE SA.....	FRA.....		0	209	0	349	79	421	96	0	0	1,154	0	0	1,154	0
AA-3190129	00000...	PAUMANOCK INSURANCE CO LTD.....	BMU.....		0	21	0	0	0	0	0	0	0	21	0	0	21	0
AA-3190134	00000...	PMG ASSURANCE LTD.....	BMU.....		0	2	0	25	6	54	12	0	0	98	0	0	98	0
AA-1780070	00000...	QBE REINSURANCE (EUROPE) LTD.....	IRL.....		0	0	0	0	0	9	2	0	0	12	0	0	12	0
AA-1340015	00000...	SCOR GLOBAL LIFE DEUTSCHLAND.....	DEU.....		0	3	0	24	5	27	6	0	0	66	0	0	66	0
AA-1580110	00000...	SOMPO JAPAN NIPPONKOA INS INC.....	JPN.....		0	164	0	316	72	401	91	0	0	1,045	0	0	1,045	0
AA-1340260	00000...	SPARKASSEN-VERSICHERUNG ALLGEMEINE.....	DEU.....		0	10	0	6	1	6	1	0	0	25	0	0	25	0
AA-1441000	00000...	SVERIGES ANGFARTYGS ASSUR.....	SWE.....		0	38	0	40	9	45	10	0	0	142	0	0	142	0
AA-1121445	00000...	TOKIO MARINE KILN INS LTD.....	GBR.....		0	250	0	118	27	128	29	0	0	552	0	0	552	0
AA-1121491	00000...	UNIONE ITALIANA UK RE.....	GBR.....		0	0	0	0	0	0	0	0	0	0	0	0	0	0
AA-1340255	00000...	WURTTENBERGISCHE VERSICHERUNG AG.....	DEU.....		0	0	0	0	0	0	0	0	0	0	0	0	0	0
2599999	Total Unauthorized Other Non-U.S. Insurers.....				1	2,405	0	1,918	435	2,342	532	0	0	7,632	2	0	7,630	286
2699999	Total Unauthorized.....				1	3,998	0	2,412	547	2,910	660	0	0	10,527	2	0	10,525	287
4099999	Total Authorized, Unauthorized and Certified.....				737,864	13,868	0	337,010	38,692	39,764	5,655	323,245	10	758,244	273,877	0	484,367	297
9999999	Totals.....				737,864	13,868	0	337,010	38,692	39,764	5,655	323,245	10	758,244	273,877	0	484,367	297

SCHEDULE F - PART 3

Ceded Reinsurance as of December 31, Current Year (000 Omitted)

1 ID Number	2 NAIC Company Code	3 Name of Reinsurer	4 Domiciliary Jurisdiction	5 Special Code	6 Reinsurance Premiums Ceded	Reinsurance Recoverable on									Reinsurance Payable		18 Net Amount Recoverable From Reinsurers Col. 15-[16+17]	19 Funds Held By Company Under Reinsurance Treaties
						7 Paid Losses	8 Paid LAE	9 Known Case Loss Reserves	10 Known Case LAE Reserves	11 IBNR Loss Reserves	12 IBNR LAE Reserves	13 Unearned Premiums	14 Contingent Commissions	15 Cols. 7 through 14 Totals	16 Ceded Balances Payable	17 Other Amounts Due to Reinsurers		

Note: A. Report the five largest provisional commission rates included in the cedant's reinsurance treaties. The commission rate to be reported is by contract with ceded premium in excess of \$50,000.

1 Name of Reinsurer	2 Commission Rate	3 Ceded Premium
(1)00	.0
(2)00	.0
(3)00	.0
(4)00	.0
(5)00	.0

B. Report the five largest reinsurance recoverables reported in Column 15, due from any one reinsurer (based on the total recoverables, Line 9999999, Column 15), the amount of ceded premium, and indicate whether the recoverables are due from an affiliated insurer.

1 Name of Reinsurer	2 Total Recoverables	3 Ceded Premiums	4 Affiliated	
(1) METROPOLITAN PROPERTY AND CASUALTY INSURANCE COMPANY.....	679,055	737,875	Yes <input checked="" type="checkbox"/>	No <input type="checkbox"/>
(2) CLEARWATER INSURANCE COMPANY.....	46,105	(12)	Yes <input type="checkbox"/>	No <input checked="" type="checkbox"/>
(3) NATIONAL INDEMNITY COMPANY.....	6,065	.0	Yes <input type="checkbox"/>	No <input checked="" type="checkbox"/>
(4) HOME INSURANCE COMPANY.....	3,782	.0	Yes <input type="checkbox"/>	No <input checked="" type="checkbox"/>
(5) ANECO REINSURANCE UNDERWRITING MANAGEMENT.....	1,404	.0	Yes <input type="checkbox"/>	No <input checked="" type="checkbox"/>

SCHEDULE F - PART 4

Aging of Ceded Reinsurance as of December 31, Current Year (000 Omitted)

1 ID Number	2 NAIC Company Code	3 Name of Reinsurer	4 Domiciliary Jurisdiction	5 Reinsurance Recoverable on Paid Losses and Paid Loss Adjustment Expenses						11 Total Due Cols. 5 + 10	12 Percentage Overdue Col. 10 / Col. 11	13 Percentage More Than 120 Days Overdue Col. 9 / Col. 11
				5 Current	Overdue							
					6 1 to 29 Days	7 30 to 90 Days	8 91 to 120 Days	9 Over 120 Days	10 Total Overdue Cols. 6 + 7 + 8 + 9			
Authorized Other U.S. Unaffiliated Insurers												
13-5358230..	24678....	ARROWOOD INDEMNITY COMPANY.....	DE.....	40	0	0	0	0	0	40	0.0	0.0
23-1502700..	21970....	BEDIVERE INSURANCE COMPANY.....	PA.....	611	0	0	0	0	0	611	0.0	0.0
51-0400307..	10391....	BERKSHIRE HATHAWAY DIRECT INS CO.....	NE.....	418	0	0	0	0	0	418	0.0	0.0
13-2781282..	25070....	CLEARWATER INSURANCE COMPANY.....	DE.....	3,032	0	0	0	0	0	3,032	0.0	0.0
36-2114545..	20443....	CONTINENTAL CASUALTY COMPANY.....	IL.....	39	0	0	0	0	0	39	0.0	0.0
39-0264050..	21458....	EMPLOYERS INS OF WAUSAU A MUT CO.....	WI.....	107	0	0	0	0	0	107	0.0	0.0
05-0316605..	21482....	FACTORY MUTUAL INSURANCE CO.....	RI.....	100	0	0	0	0	0	100	0.0	0.0
02-0308052..	22527....	HOME INSURANCE COMPANY.....	NH.....	2,615	0	0	0	0	0	2,615	0.0	0.0
13-5339725..	18341....	INSURANCE CORPORATION OF NEW YORK.....	NY.....	294	0	0	0	0	0	294	0.0	0.0
04-1543470..	23043....	LIBERTY MUTUAL INSURANCE COMPANY.....	MA.....	231	0	0	0	0	0	231	0.0	0.0
13-3467153..	22551....	MITSUMI SUMITOMO INS USA INC.....	NY.....	19	0	0	0	0	0	19	0.0	0.0
38-0865250..	11991....	NATIONAL CASUALTY COMPANY.....	OH.....	0	0	0	0	0	0	0	0.0	0.0
47-0355979..	20087....	NATIONAL INDEMNITY COMPANY.....	NE.....	919	0	0	0	0	0	919	0.0	0.0
04-2177185..	21830....	NEW ENGLAND INSURANCE COMPANY.....	CT.....	122	0	0	0	0	0	122	0.0	0.0
39-0509630..	23914....	NORTHWESTERN NATL INS CO WI.....	WI.....	53	0	0	0	0	0	53	0.0	0.0
13-1188550..	15059....	PUBLIC SERVICE MUTUAL INS CO.....	IL.....	127	0	0	0	0	0	127	0.0	0.0
23-1740414..	22705....	R & Q REINSURANCE.....	PA.....	56	0	0	0	0	0	56	0.0	0.0
23-0580680..	24457....	RELIANCE NATIONAL INS CO IN LIQUIDATION.....	PA.....	38	0	0	0	0	0	38	0.0	0.0
39-0333950..	24988....	SENTRY INS A MUTUAL CO.....	WI.....	152	0	0	0	0	0	152	0.0	0.0
13-2997499..	38776....	SIRIUS AMERICA INSURANCE COMPANY.....	NY.....	9	0	0	0	0	0	9	0.0	0.0
13-2554270..	11126....	SOMPO JAPAN INS CO OF AMERICA.....	NY.....	60	0	0	0	0	0	60	0.0	0.0
75-1670124..	38318....	STARR INDEMNITY & LIABILITY COMPANY.....	TX.....	228	0	0	0	0	0	228	0.0	0.0
13-1675535..	25364....	SWISS REINSURANCE AMERICA.....	NY.....	196	0	0	0	0	0	196	0.0	0.0
13-2918573..	42439....	TOA RE INSURANCE CO OF AMER(THE).....	DE.....	50	0	0	0	0	0	50	0.0	0.0
13-4032666..	10945....	TOKIO MARINE AMERICA INS CO.....	NY.....	0	0	0	0	0	0	0	0.0	0.0
63-0598629..	11762....	VESTA FIRE INS CORP.....	TX.....	244	0	0	0	0	0	244	0.0	0.0
48-0921045..	39845....	WESTPORT INSURANCE CORPORATION.....	MO.....	(0)	0	0	0	0	0	(0)	0.0	0.0
0999999..	Total Authorized - Other U.S. Unaffiliated Insurers.....			9,760	0	0	0	0	0	9,760	0.0	0.0
Authorized Other Non-U.S. Insurers												
AA-1120355..	00000....	CX REINS CO LTD.....	GBR.....	(0)	0	0	0	0	0	(0)	0.0	0.0
AA-1340085..	00000....	E+S RUCKVER AG.....	DEU.....	0	0	0	0	0	0	0	0.0	0.0
AA-1340125..	00000....	HANNOVER RUCKVERSICHERUNGS.....	DEU.....	110	0	0	0	0	0	110	0.0	0.0
AA-1122000..	00000....	LLOYDS OF LONDON.....	GBR.....	(0)	0	0	0	0	0	(0)	0.0	0.0
1299999..	Total Authorized - Other Non-U.S. Insurers.....			110	0	0	0	0	0	110	0.0	0.0
1399999..	Total Authorized.....			9,870	0	0	0	0	0	9,870	0.0	0.0
Unauthorized Other U.S. Unaffiliated Insurers												
04-1028440..	19569....	AMERICAN MUTUAL LIAB INS CO.....	MA.....	228	0	0	0	0	0	228	0.0	0.0
38-2145898..	33499....	DORINCO REINSURANCE COMPANY.....	MI.....	20	0	0	0	0	0	20	0.0	0.0

SCHEDULE F - PART 4

Aging of Ceded Reinsurance as of December 31, Current Year (000 Omitted)

1 ID Number	2 NAIC Company Code	3 Name of Reinsurer	4 Domiciliary Jurisdiction	Reinsurance Recoverable on Paid Losses and Paid Loss Adjustment Expenses						11 Total Due Cols. 5 + 10	12 Percentage Overdue Col. 10 / Col. 11	13 Percentage More Than 120 Days Overdue Col. 9 / Col. 11
				5 Current	Overdue				10 Total Overdue Cols. 6 + 7 + 8 + 9			
					6 1 to 29 Days	7 30 to 90 Days	8 91 to 120 Days	9 Over 120 Days				
22-2222789..	11398....	GUARANTEE INSURANCE COMPANY.....	FL.....	46	0	0	0	0	0	46	0.0	0.0
59-2859797..	88340....	HANNOVER LIFE REASSUR CO OF AMERICA.....	FL.....	136	0	0	0	0	0	136	0.0	0.0
06-1053475..	97764....	IDEAL MUTUAL INSURANCE CO IN LIQUIDATION.....	CT.....	288	0	0	0	0	0	288	0.0	0.0
22-3590451..	40045....	STARNET INSURANCE COMPANY.....	DE.....	38	0	0	0	0	0	38	0.0	0.0
13-2838344..	12971....	UNION INDEMNITY INS OF NY.....	NY.....	837	0	0	0	0	0	837	0.0	0.0
2299999..	Total Unauthorized - Other U.S. Unaffiliated Insurers.....			1,593	0	0	0	0	0	1,593	0.0	0.0

Unauthorized Other Non-U.S. Insurers

AA-1240039..	00000....	AG INSURANCE SA.....	BEL.....	206	0	0	0	0	0	206	0.0	0.0
AA-1120255..	00000....	AGEAS INSURANCE LTD.....	GBR.....	0	0	0	0	0	0	0	0.0	0.0
AA-1580015..	00000....	AIOI NISSAY DOWA INSURANCE COMPANY LTD.....	JPN.....	71	0	0	0	0	0	71	0.0	0.0
AA-1460115..	00000....	ALEA EUROPE LTD.....	BMU.....	11	0	0	0	0	0	11	0.0	0.0
AA-3190439..	00000....	ANECO REINSURANCE UNDERWRITING MANAGEMENT.....	BMU.....	1,001	0	0	0	0	0	1,001	0.0	0.0
AA-1320060..	00000....	AREAS ASSURANCE CMA.....	FRA.....	19	0	0	0	0	0	19	0.0	0.0
AA-1560390..	00000....	AVIVA INS CO OF CANADA.....	CAN.....	0	0	0	0	0	0	0	0.0	0.0
AA-1244102..	00000....	AXA BELGIUM.....	BEL.....	0	0	0	0	0	0	0	0.0	0.0
AA-1720007..	00000....	BOTHNIA INT'L INSURANCE CO LTD.....	FIN.....	89	0	0	0	0	0	89	0.0	0.0
AA-3190074..	00000....	BRISTOL REINS CO LTD.....	BMU.....	11	0	0	0	0	0	11	0.0	0.0
AA-1120297..	00000....	BRITISH NATIONAL INS CO LTD.....	GBR.....	7	0	0	0	0	0	7	0.0	0.0
AA-1120326..	00000....	CHANCELLOR INS CO LTD.....	GBR.....	24	0	0	0	0	0	24	0.0	0.0
AA-1320019..	00000....	CIE TRANSCONTINENTALE DE REA.....	FRA.....	0	0	0	0	0	0	0	0.0	0.0
AA-1320035..	00000....	COLISEE RE.....	FRA.....	217	0	0	0	0	0	217	0.0	0.0
AA-1120445..	00000....	CORNHILL INS PLC.....	FRA.....	0	0	0	0	0	0	0	0.0	0.0
AA-3190001..	00000....	CURTIS BAY INSURANCE COMPANY.....	BMU.....	3	0	0	0	0	0	3	0.0	0.0
AA-1120495..	00000....	DOMINION INSURANCE COMPANY.....	GBR.....	1	0	0	0	0	0	1	0.0	0.0
AA-1220027..	00000....	EA GENERALI AG.....	AUT.....	3	0	0	0	0	0	3	0.0	0.0
AA-1120580..	00000....	EXCESS INSURANCE COMPANY LTD.....	GBR.....	(0)	0	0	0	0	0	(0)	0.0	0.0
AA-1440035..	00000....	FOLKSAM INTL INS CO.....	SWE.....	0	0	0	0	0	0	0	0.0	0.0
AA-1360020..	00000....	GENERALI ITALIA S.P.A.....	ITA.....	7	0	0	0	0	0	7	0.0	0.0
AA-1220035..	00000....	GENERALI RUCKVERSICHERUNG AG.....	AUT.....	0	0	0	0	0	0	0	0.0	0.0
AA-1930320..	00000....	GOVT INS OFF OF NEW S WALES.....	AUS.....	(0)	0	0	0	0	0	(0)	0.0	0.0
AA-1220040..	00000....	GRAZER WECHSELSEITIGE VERS.....	AUT.....	0	0	0	0	0	0	0	0.0	0.0
AA-1340129..	00000....	HANSEATICA RUCKVERSICHERUNGS.....	DEU.....	23	0	0	0	0	0	23	0.0	0.0
AA-1120812..	00000....	INS CORP OF SINGAPORE UK LTD.....	GBR.....	(0)	0	0	0	0	0	(0)	0.0	0.0
AA-3190432..	00000....	INSURATEX LTD.....	BMU.....	0	0	0	0	0	0	0	0.0	0.0
AA-1120475..	00000....	KINGSCROFT INS CO LTD.....	GBR.....	(0)	0	0	0	0	0	(0)	0.0	0.0
AA-1120920..	00000....	LIMESTREET INS CO LTD.....	GBR.....	(0)	0	0	0	0	0	(0)	0.0	0.0
AA-5760020..	00000....	LION CITY RUN-OFF.....	SGP.....	2	0	0	0	0	0	2	0.0	0.0
AA-1120017..	00000....	ORION INS (GENERAL) PLC.....	GBR.....	14	0	0	0	0	0	14	0.0	0.0

Metropolitan Group Property and Casualty Insurance Company

SCHEDULE F - PART 4

Aging of Ceded Reinsurance as of December 31, Current Year (000 Omitted)

1 ID Number	2 NAIC Company Code	3 Name of Reinsurer	4 Domiciliary Jurisdiction	Reinsurance Recoverable on Paid Losses and Paid Loss Adjustment Expenses						11 Total Due Cols. 5 + 10	12 Percentage Overdue Col. 10 / Col. 11	13 Percentage More Than 120 Days Overdue Col. 9 / Col. 11
				5 Current	Overdue				10 Total Overdue Cols. 6 + 7 + 8 + 9			
					6 1 to 29 Days	7 30 to 90 Days	8 91 to 120 Days	9 Over 120 Days				
AA-5760040.	00000....	OVERSEAS UNION INS LTD.....	SGP.....	(0)	0	0	0	0	0	(0)	0.0	0.0
AA-1320265.	00000....	PARTNERRE SA.....	FRA.....	209	0	0	0	0	0	209	0.0	0.0
AA-3190129.	00000....	PAUMANOCK INSURANCE CO LTD.....	BMU.....	21	0	0	0	0	0	21	0.0	0.0
AA-3190134.	00000....	PMG ASSURANCE LTD.....	BMU.....	2	0	0	0	0	0	2	0.0	0.0
AA-1780070.	00000....	QBE REINSURANCE (EUROPE) LTD.....	IRL.....	0	0	0	0	0	0	0	0.0	0.0
AA-1340015.	00000....	SCOR GLOBAL LIFE DEUTSCHLAND.....	DEU.....	3	0	0	0	0	0	3	0.0	0.0
AA-1580110.	00000....	SOMPO JAPAN NIPPONKOA INS INC.....	JPN.....	164	0	0	0	0	0	164	0.0	0.0
AA-1340260.	00000....	SPARKASSEN-VERSICHERUNG ALLGEMEINE.....	DEU.....	10	0	0	0	0	0	10	0.0	0.0
AA-1441000.	00000....	SVERIGES ANGFARTYGS ASSUR.....	SWE.....	38	0	0	0	0	0	38	0.0	0.0
AA-1121445.	00000....	TOKIO MARINE KILN INS LTD.....	GBR.....	250	0	0	0	0	0	250	0.0	0.0
AA-1121491.	00000....	UNIONE ITALIANA UK RE.....	GBR.....	0	0	0	0	0	0	0	0.0	0.0
AA-1340255.	00000....	WURTTENBERGISCHE VERSICHERUNG AG.....	DEU.....	0	0	0	0	0	0	0	0.0	0.0
2599999.		Total Unauthorized - Other Non-U.S. Insurers.....		2,405	0	0	0	0	0	2,405	0.0	0.0
2699999.		Total Unauthorized.....		3,998	0	0	0	0	0	3,998	0.0	0.0
4099999.		Total Authorized, Unauthorized and Certified.....		13,868	0	0	0	0	0	13,868	0.0	0.0
9999999.		Totals.....		13,868	0	0	0	0	0	13,868	0.0	0.0

SCHEDULE F - PART 5

Provision for Unauthorized Reinsurance as of December 31, Current Year (000 Omitted)

1	2	3	4	5	6	7	8	9	10	11	12	13	14	15	16	17	18	19
ID Number	NAIC Company Code	Name of Reinsurer	Domiciliary Jurisdiction	Special Code	Reinsurance Recoverable all Items Schedule F, Part 3, Col. 15	Funds Held By Company Under Reinsurance Treaties	Letters of Credit	Issuing or Confirming Bank Reference Number (a)	Ceded Balances Payable	Miscellaneous Balances Payable	Trust Funds and Other Allowed Offset Items	Total Collateral and Offsets Allowed (Cols. 7+8+10 + 11 + 12 but not in Excess of Col. 6)	Provision for Unauthorized Reinsurance (Col. 6 minus Col. 13)	Recoverable Paid Losses & LAE Expenses Over 90 Days Past Due not in Dispute	20% of Amount in Col. 15	20% of Amount in Dispute Included in Col. 6	Provision for Overdue Reinsurance (Col. 16 plus Col. 17)	Total Provision for Reinsurance Ceded to Unauthorized Reinsurers (Col. 14 plus Col. 18 but not in Excess of Col. 6)
Other U.S. Unaffiliated Insurers																		
04-1028440..	19569....	AMERICAN MUTUAL LIAB INS CO.....	MA....		283	0	0	0	0	0	0	0	283	0	0	0	0	283
38-2145898..	33499....	DORINCO REINSURANCE COMPANY.....	MI....		60	0	61	0001	0	0	0	60	0	0	0	0	0	0
22-2222789..	11398....	GUARNTTEE INSURANCE COMPANY.....	FL....		80	0	0	0	0	0	0	0	80	0	0	0	0	80
59-2859797..	88340....	HANNOVER LIFE REASSUR CO OF AMERICA.....	FL....		203	1	0	0	0	0	0	1	202	0	0	0	0	202
06-1053475..	97764....	IDEAL MUTUAL INSURANCE CO IN LIQUIDATION.....	CT....		340	0	0	0	0	0	0	0	340	0	0	0	0	340
22-3590451..	40045....	STARNET INSURANCE COMPANY.....	DE....		172	0	0	0	0	0	0	0	172	0	0	0	0	172
13-2838344..	12971....	UNION INDEMNITY INS OF NY.....	NY....		1,045	0	0	0	0	0	0	0	1,045	0	0	0	0	1,045
0999999..		Total Other U.S. Unaffiliated Insurers.....			2,184	1	61	XXX	0	0	0	61	2,123	0	0	0	0	2,123
Other Non-U.S. Insurers																		
AA-1240039..	00000....	AG INSURANCE SA.....	BEL....		609	268	452	0002	0	0	0	609	0	0	0	0	0	0
AA-1120255..	00000....	AGEAS INSURANCE LTD.....	GBR....		0	0	0	0	0	0	0	0	0	0	0	0	0	0
AA-1580015..	00000....	AIOI NISSAY DOWA INSURANCE COMPANY LTD.....	JPN....		281	1	363	0003	0	0	0	281	0	0	0	0	0	0
AA-1460115..	00000....	ALEA EUROPE LTD.....	BMU....		63	0	78	0004	0	0	0	63	0	0	0	0	0	0
AA-3190439..	00000....	ANECO REINSURANCE UNDERWRITING MANAGEMENT.....	BMU....		1,179	0	0	0	0	0	0	0	1,179	0	0	0	0	1,179
AA-1320060..	00000....	AREAS ASSURANCE CMA.....	FRA....		41	0	72	0005	0	0	0	41	0	0	0	0	0	0
AA-1560390..	00000....	AVIVA INS CO OF CANADA.....	CAN....		0	0	0	0	0	0	0	0	0	0	0	0	0	0
AA-1244102..	00000....	AXA BELGIUM.....	BEL....		123	0	151	0006	0	0	0	123	0	0	0	0	0	0
AA-1720007..	00000....	BOTHNIA INT'L INSURANCE CO LTD.....	FIN....		134	0	0	0	0	0	0	0	134	0	0	0	0	134
AA-3190074..	00000....	BRISTOL REINS CO LTD.....	BMU....		11	0	0	0	0	0	0	0	11	0	0	0	0	11
AA-1120297..	00000....	BRITISH NATIONAL INS CO LTD.....	GBR....		7	0	0	0	0	0	0	0	7	0	0	0	0	7
AA-1120326..	00000....	CHANCELLOR INS CO LTD.....	GBR....		24	0	0	0	0	0	0	0	24	0	0	0	0	24
AA-1320019..	00000....	CIE TRANSCONTINENTALE DE REA.....	FRA....		0	1	0	0	0	0	0	0	0	0	0	0	0	0
AA-1320035..	00000....	COLISEE RE.....	FRA....		366	13	432	0007	0	0	0	366	0	0	0	0	0	0
AA-1120445..	00000....	CORNHILL INS PLC.....	FRA....		0	0	0	0008	0	0	0	0	0	0	0	0	0	0
AA-3190001..	00000....	CURTIS BAY INSURANCE COMPANY.....	BMU....		52	0	49	0009	0	0	0	49	3	0	0	0	0	3
AA-1120495..	00000....	DOMINION INSURANCE COMPANY.....	GBR....		1	0	35	0010	0	0	0	1	0	0	0	0	0	0
AA-1220027..	00000....	EA GENERALI AG.....	AUT....		50	0	0	0	0	0	0	0	50	0	0	0	0	50
AA-1120580..	00000....	EXCESS INSURANCE COMPANY LTD.....	GBR....		(0)	0	0	0	2	0	0	(0)	0	0	0	0	0	0
AA-1440035..	00000....	FOLKSAM INTL INS CO.....	SWE....		0	3	0	0	0	0	0	0	0	0	0	0	0	0
AA-1360020..	00000....	GENERALI ITALIA S.P.A.....	ITA....		91	0	86	0011	0	0	0	86	5	0	0	0	0	5
AA-1220035..	00000....	GENERALI RUCKVERSICHERUNG AG.....	AUT....		1	0	2	0012	0	0	0	1	0	0	0	0	0	0
AA-1930320..	00000....	GOVT INS OFF OF NEW S WALES.....	AUS....		(0)	0	0	0013	(0)	0	0	(0)	0	0	0	0	0	0
AA-1220040..	00000....	GRAZER WECHSELSEITIGE VERS.....	AUT....		0	0	0	0	0	0	0	0	0	0	0	0	0	0

SCHEDULE F - PART 5

Provision for Unauthorized Reinsurance as of December 31, Current Year (000 Omitted)

1	2	3	4	5	6	7	8	9	10	11	12	13	14	15	16	17	18	19
ID Number	NAIC Company Code	Name of Reinsurer	Domiciliary Jurisdiction	Special Code	Reinsurance Recoverable all Items Schedule F, Part 3, Col. 15	Funds Held By Company Under Reinsurance Treaties	Letters of Credit	Issuing or Confirming Bank Reference Number (a)	Ceded Balances Payable	Miscellaneous Balances Payable	Trust Funds and Other Allowed Offset Items	Total Collateral and Offsets Allowed (Cols. 7+8+10 + 11 + 12 but not in Excess of Col. 6)	Provision for Unauthorized Reinsurance (Col. 6 minus Col. 13)	Recoverable Paid Losses & LAE Expenses Over 90 Days Past Due not in Dispute	20% of Amount in Col. 15	20% of Amount in Dispute Included in Col. 6	Provision for Overdue Reinsurance (Col. 16 plus Col. 17)	Total Provision for Reinsurance Ceded to Unauthorized Reinsurers (Col. 14 plus Col. 18 but not in Excess of Col. 6)
AA-1340129.	00000.....	HANSEATICA RUCKVERSICHERUNGS.....	DEU..48000000048000048
AA-1120812.	00000.....	INS CORP OF SINGAPORE UK LTD.....	GBR..(0)000000(0)000000
AA-3190432.	00000.....	INSURATEX LTD.....	BMU..29025001400025300003
AA-1120475.	00000.....	KINGSCROFT INS CO LTD.....	GBR..(0)000000(0)000000
AA-1120920.	00000.....	LIMESTREET INS CO LTD.....	GBR..(0)000000(0)000000
AA-5760020.	00000.....	LION CITY RUN-OFF.....	SGP..20000000200002
AA-1120017.	00000.....	ORION INS (GENERAL) PLC.....	GBR..14000000014000014
AA-5760040.	00000.....	OVERSEAS UNION INS LTD.....	SGP..(0)000000(0)000000
AA-1320265.	00000.....	PARTNERRE SA.....	FRA..6010545001500054555000055
AA-3190129.	00000.....	PAUMANOCK INSURANCE CO LTD.....	BMU..21000000021000021
AA-3190134.	00000.....	PMG ASSURANCE LTD.....	BMU..740107001600074000000
AA-1780070.	00000.....	QBE REINSURANCE (EUROPE) LTD.....	IRL..12022001700012000000
AA-1340015.	00000.....	SCOR GLOBAL LIFE DEUTSCHLAND.....	DEU..39000000039000039
AA-1580110.	00000.....	SOMPO JAPAN NIPPONKOA INS INC.....	JPN..583020100180002013830000383
AA-1340260.	00000.....	SPARKASSEN-VERSICHERUNG ALLGEMEINE.....	DEU..16000000016000016
AA-1441000.	00000.....	SVERIGES ANGFARTYGS ASSUR.....	SWE..830144001900083000000
AA-1121445.	00000.....	TOKIO MARINE KILN INS LTD.....	GBR..38300000003830000383
AA-1121491.	00000.....	UNIONE ITALIANA UK RE.....	GBR..00000000000000
AA-1340255.	00000.....	WURTTEMBERGISCHE VERSICHERUNG AG.....	DEU..00000000000000
1299999.	Total Other Non-U.S. Insurers.....				4,937	286	2,764	XXX	2	0	0	2,559	2,379	0	0	0	0	2,379
1399999.	Total Affiliates and Others.....				7,121	287	2,824	XXX	2	0	0	2,619	4,502	0	0	0	0	4,502
9999999.	Totals.....				7,121	287	2,824	XXX	2	0	0	2,619	4,502	0	0	0	0	4,502

24.1

- Amounts in dispute totaling \$.....0 are included in Column 6.
- Amounts in dispute totaling \$.....0 are excluded from Column 15.

(a)

Issuing or Confirming Bank Reference Number	Letters of Credit Code	American Bankers Association (ABA) Routing Number	Issuing or Confirming Bank Name	Letters of Credit Amount
0001.....	1.....	026009593.....	BANK OF AMERICA, N.A.....61
0002.....	1.....	026007689.....	BNP PARIBAS.....452
0003.....	1.....	021000089.....	CITIBANK, N.A.....363
0004.....	1.....	021000089.....	CITIBANK, N.A.....78
0005.....	1.....	021000089.....	CITIBANK, N.A.....72
0006.....	1.....	021000089.....	CITIBANK, N.A.....151
0007.....	1.....	021000089.....	CITIBANK, N.A.....432

SCHEDULE F - PART 5

Provision for Unauthorized Reinsurance as of December 31, Current Year (000 Omitted)

1	2	3	4	5	6	7	8	9	10	11	12	13	14	15	16	17	18	19
ID Number	NAIC Company Code	Name of Reinsurer	Domi-ciliary Juris-diction	Special Code	Reinsurance Recoverable all Items Schedule F, Part 3, Col. 15	Funds Held By Company Under Reinsurance Treaties	Letters of Credit	Issuing or Confirming Bank Reference Number (a)	Ceded Balances Payable	Miscellaneous Balances Payable	Trust Funds and Other Allowed Offset Items	Total Collateral and Offsets Allowed (Cols. 7+8+10 + 11 + 12 but not in Excess of Col. 6)	Provision for Unauthorized Reinsurance (Col. 6 minus Col. 13)	Recoverable Paid Losses & LAE Expenses Over 90 Days Past Due not in Dispute	20% of Amount in Col. 15	20% of Amount in Dispute Included in Col. 6	Provision for Overdue Reinsurance (Col. 16 plus Col. 17)	Total Provision for Reinsurance Ceded to Unauthorized Reinsurers (Col. 14 plus Col. 18 but not in Excess of Col. 6)
0008.....			2.....	021000089.....			CITIBANK, N.A.....											0
0009.....			1.....	026009593.....			BANK OF AMERICA, N.A.....											49
0010.....			1.....	021000089.....			CITIBANK, N.A.....											35
0011.....			1.....	021000089.....			CITIBANK, N.A.....											86
0012.....			1.....	021000089.....			CITIBANK, N.A.....											2
0013.....			1.....	NAAU2BGTS.....			ABN AMRO BANK N. V. AUSTRALAN BRANCH.....											0
0014.....			1.....	021000089.....			CITIBANK, N.A.....											25
0015.....			1.....	026002574.....			BARCLAYS BANK PLC.....											545
0016.....			1.....	122004162.....			BANK OF TOKYO-MITSUBISHI UFJ.LTD.....											107
0017.....			1.....	021000089.....			CITIBANK, N.A.....											22
0018.....			1.....	021000089.....			CITIBANK, N.A.....											201
0019.....			1.....	021000089.....			CITIBANK, N.A./SVENSKA HANDELSBANKEN.....											144

Sch. F - Pt. 6 - Sn. 1
NONE

Sch. F - Pt. 6 - Sn. 2
NONE

SCHEDULE F - PART 7

Provision for Overdue Authorized Reinsurance as of December 31, Current Year

1 ID Number	2 NAIC Company Code	3 Name of Reinsurer	4 Reinsurance Recoverable on Paid Losses and LAE More Than 90 Days Overdue (a)	5 Total Reinsurance Recoverable on Paid Losses and Paid LAE (b)	6 Amounts Received Prior 90 Days	7 Col. 4 divided by (Cols. 5 + 6)	8 Amounts in Col. 4 for Companies Reporting less than 20% in Col. 7	9 Amounts in Dispute Excluded from Col. 4 for Companies Reporting less than 20% in Col. 7	10 20% of Amount in Col. 9	11 Amount Reported in Col. 8 x 20% + Col. 10
Overdue Authorized Reinsurance										
13-5358230..	24678....	ARROWOOD INDEMNITY COMPANY.....039,76600.0000000
23-1502700..	21970....	BEDIVERE INSURANCE COMPANY.....0610,79000.0000000
51-0400307..	10391....	BERKSHIRE HATHAWAY DIRECT INS CO.....0418,24300.0000000
36-2114545..	20443....	CONTINENTAL CASUALTY COMPANY.....038,82200.0000000
AA-1120355..	00000....	CX REINS CO LTD.....0(22)00.0000000
39-0264050..	21458....	EMPLOYERS INS OF WAUSAU A MUT CO.....0107,12000.0000000
AA-1340085..	00000....	E+S RUCKVER AG.....02300.0000000
05-0316605..	21482....	FACTORY MUTUAL INSURANCE CO.....0100,07000.0000000
AA-1340125..	00000....	HANNOVER RUCKVERSICHERUNGS.....0110,07900.0000000
02-0308052..	22527....	HOME INSURANCE COMPANY.....02,615,35500.0000000
13-5339725..	18341....	INSURANCE CORPORATION OF NEW YORK.....0294,30500.0000000
04-1543470..	23043....	LIBERTY MUTUAL INSURANCE COMPANY.....0230,81300.0000000
AA-1122000..	00000....	LLOYDS OF LONDON.....0(154)00.0000000
13-3467153..	22551....	MITSUMI SUMITOMO INS USA INC.....018,70800.0000000
04-2177185..	21830....	NEW ENGLAND INSURANCE COMPANY.....0919,41200.0000000
47-0355979..	20087....	NATIONAL INDEMNITY COMPANY.....028000.0000000
39-0509630..	23914....	NORTHWESTERN NATL INS CO WI.....0121,50900.0000000
13-1188550..	15059....	PUBLIC SERVICE MUTUAL INS CO.....053,40000.0000000
23-1740414..	22705....	R & Q REINSURANCE.....0126,68200.0000000
23-0580680..	24457....	RELIANCE NATIONAL INS CO IN LIQUIDATION.....055,81800.0000000
39-0333950..	24988....	SENTRY INS A MUTUAL CO.....037,73900.0000000
13-2997499..	38776....	SIRIUS AMERICA INSURANCE COMPANY.....0152,20000.0000000
13-2554270..	11126....	SOMPO JAPAN INS CO OF AMERICA.....09,36700.0000000
75-1670124..	38318....	STARR INDEMNITY & LIABILITY COMPANY.....059,73300.0000000
13-1675535..	25364....	SWISS REINSURANCE AMERICA.....0227,97500.0000000
13-2918573..	42439....	TOA RE INSURANCE CO OF AMER(THE).....0196,21300.0000000
13-4032666..	10945....	TOKIO MARINE AMERICA INS CO.....050,00000.0000000
63-0598629..	11762....	VESTA FIRE INS CORP.....0244,12700.0000000
48-0921045..	39845....	WESTPORT INSURANCE CORPORATION.....0(56)00.0000000
9999999..	Totals.....	06,838,3150XXX.....0000

27

(a) From Schedule F-Part 4 Columns 8 + 9, total authorized, less \$.....0 in dispute.

(b) From Schedule F-Part 3 Columns 7 + 8, total authorized, less \$.....0 in dispute.

SCHEDULE F - PART 8

Provision for Overdue Reinsurance as of December 31, Current Year

1	2	3	4	5	6	7	8	9	10	11	12
ID Number	NAIC Company Code	Name of Reinsurer	Reinsurance Recoverable All Items	Funds Held by Company Under Reinsurance Treaties	Letters of Credit	Ceded Balances Payable	Other Miscellaneous Balances	Other Allowed Offset Items	Sum of Cols. 5 through 9 but not in Excess of Col. 4	Col. 4 Minus Col. 10	Greater of Col. 11 or Schedule F - Part 4 Cols. 8 + 9
											1. Total.....0
											2. Line 1 x .20.....0
											3. Schedule F - Part 7 Col. 11.....0
											4. Provision for Overdue Authorized Reinsurance (Lines 2 + 3).....0
											5. Provision for Reinsurance Ceded to Unauthorized Reinsurers (Schedule F- Part 5 Col. 19 x 1000).....4,501,542
											6. Provision for Reinsurance Ceded to Certified Reinsurers (Schedule F, Part 6, Section 1, Col. 21 x 1000).....0
											7. Provision for Overdue Reinsurance Ceded to Certified Reinsurers (Schedule F, Part 6, Section 2, Col. 15 x 1000).....0
											8. Provision for Reinsurance (sum Lines 4 + 5 + 6 + 7) (Enter this amount on Page 3, Line 16).....4,501,542

SCHEDULE F - PART 9

Restatement of Balance Sheet to Identify Net Credit for Reinsurance

	1 As Reported (Net of Ceded)	2 Restatement Adjustments	3 Restated (Gross of Ceded)
ASSETS (Page 2, Col. 3)			
1. Cash and invested assets (Line 12).....	389,691,113	0	389,691,113
2. Premiums and considerations (Line 15).....	274,473,848	0	274,473,848
3. Reinsurance recoverable on loss and loss adjustment expense payments (Line 16.1).....	13,867,965	(13,867,965)	0
4. Funds held by or deposited with reinsured companies (Line 16.2).....	73,798	(73,798)	0
5. Other assets.....	17,618,221	0	17,618,221
6. Net amount recoverable from reinsurers.....	0	516,672,459	516,672,459
7. Protected cell assets (Line 27).....	0	0	0
8. Totals (Line 28).....	695,724,945	502,730,696	1,198,455,641
LIABILITIES (Page 3)			
9. Losses and loss adjustment expenses (Lines 1 through 3).....	1,079,424	437,664,208	438,743,632
10. Taxes, expenses, and other obligations (Lines 4 through 8).....	0	18,649,889	18,649,889
11. Unearned premiums (Line 9).....	0	323,244,775	323,244,775
12. Advance premiums (Line 10).....	0	4,097,212	4,097,212
13. Dividends declared and unpaid (Line 11.1 and 11.2).....	0	0	0
14. Ceded reinsurance premiums payable (net of ceding commissions) (Line 12).....	273,876,587	(273,876,587)	0
15. Funds held by company under reinsurance treaties (Line 13).....	297,399	(297,399)	0
16. Amounts withheld or retained by company for account of others (Line 14).....	0	0	0
17. Provision for reinsurance (Line 16).....	4,501,542	(4,501,542)	0
18. Other liabilities.....	2,249,862	(2,249,860)	2
19. Total liabilities excluding protected cell business (Line 26).....	282,004,814	502,730,696	784,735,510
20. Protected cell liabilities (Line 27).....	0	0	0
21. Surplus as regards policyholders (Line 37).....	413,720,131	XXX	413,720,131
22. Totals (Line 38).....	695,724,945	502,730,696	1,198,455,641

NOTE: Is the restatement of this exhibit the result of grossing up balances ceded to affiliates under 100 percent reinsurance or pooling arrangements?..Yes [X] No []

If yes, give full explanation:

Effective January 1, 2001, the Company's parent entered into a 100% Restated Quota Share Reinsurance Agreement with its subsidiary companies. The Restated Quota Share

Reinsurance Treaty provides that the subsidiary companies obligate themselves to cede, and the parent obligates itself to accept, a 100% interest in each of the subsidiaries'

gross net liabilities and its premiums, losses, expenses, payment fees, dividends and direct agents balance.

In addition, a portion of the restatement is related to a reinsurance contract with Clearwater Insurance Company (refer to Footnote #23.F. - Retroactive Reinsurance).

**Sch. H - Pt. 1
NONE**

**Sch. H - Pt. 2
NONE**

**Sch. H - Pt. 3
NONE**

**Sch. H - Pt. 4
NONE**

**Sch. H - Pt. 5
NONE**

SCHEDULE P - PART 1A - HOMEOWNERS/FARMOWNERS

(\$000 omitted)

Years in Which Premiums Were Earned and Losses Were Incurred	Premiums Earned			Loss and Loss Expense Payments						10 Salvage and Subrogation Received	11 Total Net Paid (Cols. 4 - 5 + 6 - 7 + 8 - 9)	12 Number of Claims Reported-Direct and Assumed
	1 Direct and Assumed	2 Ceded	3 Net (Cols. 1 - 2)	Loss Payments		Defense and Cost Containment Payments		Adjusting and Other Payments				
				4 Direct and Assumed	5 Ceded	6 Direct and Assumed	7 Ceded	8 Direct and Assumed	9 Ceded			
1. Prior.....	XXX.....	XXX.....	XXX.....	100.....	(37).....	1.....	(15).....	1.....	1.....	0.....	153.....	XXX.....
2. 2007.....	81,387.....	81,387.....	0.....	35,820.....	35,820.....	577.....	577.....	1,425.....	1,425.....	0.....	0.....	9,396.....
3. 2008.....	83,629.....	83,629.....	0.....	51,816.....	51,816.....	582.....	582.....	1,913.....	1,913.....	0.....	0.....	13,661.....
4. 2009.....	86,144.....	86,144.....	0.....	49,671.....	49,671.....	730.....	730.....	1,601.....	1,601.....	0.....	0.....	12,823.....
5. 2010.....	90,709.....	90,709.....	0.....	57,247.....	57,247.....	647.....	647.....	1,965.....	1,965.....	0.....	0.....	14,009.....
6. 2011.....	97,454.....	97,454.....	0.....	93,272.....	93,272.....	888.....	888.....	3,430.....	3,430.....	0.....	0.....	24,534.....
7. 2012.....	104,680.....	104,680.....	0.....	76,059.....	76,059.....	644.....	644.....	2,532.....	2,532.....	0.....	0.....	20,696.....
8. 2013.....	114,596.....	114,596.....	0.....	55,477.....	55,477.....	1,079.....	1,079.....	1,355.....	1,355.....	0.....	0.....	12,458.....
9. 2014.....	125,356.....	125,356.....	0.....	73,898.....	73,898.....	424.....	424.....	1,805.....	1,805.....	0.....	0.....	14,867.....
10. 2015.....	133,397.....	133,397.....	0.....	78,538.....	78,538.....	160.....	160.....	2,160.....	2,160.....	0.....	0.....	13,637.....
11. 2016.....	138,204.....	138,204.....	0.....	52,370.....	52,370.....	39.....	39.....	1,441.....	1,441.....	0.....	0.....	11,101.....
12. Totals.....	XXX.....	XXX.....	XXX.....	624,267.....	624,129.....	5,769.....	5,754.....	19,627.....	19,627.....	0.....	153.....	XXX.....

	Losses Unpaid				Defense and Cost Containment Unpaid				Adjusting and Other Unpaid		23 Salvage and Subrogation Anticipated	24 Total Net Losses and Expenses Unpaid	25 Number of Claims Outstanding-Direct and Assumed
	Case Basis		Bulk + IBNR		Case Basis		Bulk + IBNR		21 Direct and Assumed	22 Ceded			
	13 Direct and Assumed	14 Ceded	15 Direct and Assumed	16 Ceded	17 Direct and Assumed	18 Ceded	19 Direct and Assumed	20 Ceded					
1. Prior.....	117.....	117.....	38.....	38.....	12.....	12.....	4.....	4.....	4.....	4.....	0.....	0.....	5.....
2. 2007.....	3.....	3.....	0.....	0.....	0.....	0.....	0.....	0.....	1.....	1.....	0.....	0.....	1.....
3. 2008.....	0.....	0.....	0.....	0.....	0.....	0.....	0.....	0.....	0.....	0.....	0.....	0.....	0.....
4. 2009.....	4.....	4.....	5.....	5.....	0.....	0.....	0.....	0.....	1.....	1.....	0.....	0.....	1.....
5. 2010.....	64.....	64.....	191.....	191.....	3.....	3.....	7.....	7.....	30.....	30.....	0.....	0.....	4.....
6. 2011.....	262.....	262.....	138.....	138.....	21.....	21.....	5.....	5.....	78.....	78.....	0.....	0.....	7.....
7. 2012.....	32.....	32.....	735.....	735.....	3.....	3.....	27.....	27.....	89.....	89.....	0.....	0.....	1.....
8. 2013.....	52.....	52.....	407.....	407.....	3.....	3.....	15.....	15.....	52.....	52.....	0.....	0.....	5.....
9. 2014.....	626.....	626.....	574.....	574.....	49.....	49.....	22.....	22.....	214.....	214.....	0.....	0.....	28.....
10. 2015.....	1,202.....	1,202.....	1,550.....	1,550.....	81.....	81.....	56.....	56.....	412.....	412.....	0.....	0.....	66.....
11. 2016.....	7,330.....	7,330.....	4,635.....	4,635.....	273.....	273.....	158.....	158.....	1,291.....	1,291.....	0.....	0.....	560.....
12. Totals.....	9,692.....	9,692.....	8,274.....	8,274.....	445.....	445.....	294.....	294.....	2,171.....	2,171.....	0.....	0.....	678.....

	Total Losses and Loss Expenses Incurred			Loss and Loss Expense Percentage (Incurred/Premiums Earned)			Nontabular Discount		34 Inter-Company Pooling Participation Percentage	Net Balance Sheet Reserves after Discount	
	26 Direct and Assumed	27 Ceded	28 Net	29 Direct and Assumed	30 Ceded	31 Net	32 Loss	33 Loss Expense		35 Losses Unpaid	36 Loss Expenses Unpaid
1. Prior.....	XXX.....	XXX.....	XXX.....	XXX.....	XXX.....	XXX.....	0.....	0.....	XXX.....	0.....	0.....
2. 2007.....	37,826.....	37,826.....	0.....	46.5.....	46.5.....	0.0.....	0.....	0.....	0.00.....	0.....	0.....
3. 2008.....	54,310.....	54,310.....	0.....	64.9.....	64.9.....	0.0.....	0.....	0.....	0.00.....	0.....	0.....
4. 2009.....	52,011.....	52,011.....	0.....	60.4.....	60.4.....	0.0.....	0.....	0.....	0.00.....	0.....	0.....
5. 2010.....	60,154.....	60,154.....	0.....	66.3.....	66.3.....	0.0.....	0.....	0.....	0.00.....	0.....	0.....
6. 2011.....	98,093.....	98,093.....	0.....	100.7.....	100.7.....	0.0.....	0.....	0.....	0.00.....	0.....	0.....
7. 2012.....	80,121.....	80,121.....	0.....	76.5.....	76.5.....	0.0.....	0.....	0.....	0.00.....	0.....	0.....
8. 2013.....	58,439.....	58,439.....	0.....	51.0.....	51.0.....	0.0.....	0.....	0.....	0.00.....	0.....	0.....
9. 2014.....	77,613.....	77,613.....	0.....	61.9.....	61.9.....	0.0.....	0.....	0.....	0.00.....	0.....	0.....
10. 2015.....	84,159.....	84,159.....	0.....	63.1.....	63.1.....	0.0.....	0.....	0.....	0.00.....	0.....	0.....
11. 2016.....	67,536.....	67,536.....	0.....	48.9.....	48.9.....	0.0.....	0.....	0.....	0.00.....	0.....	0.....
12. Totals.....	XXX.....	XXX.....	XXX.....	XXX.....	XXX.....	XXX.....	0.....	0.....	XXX.....	0.....	0.....

SCHEDULE P - PART 1B - PRIVATE PASSENGER AUTO LIABILITY/MEDICAL

(\$000 omitted)

Years in Which Premiums Were Earned and Losses Were Incurred	Premiums Earned			Loss and Loss Expense Payments						10 Salvage and Subrogation Received	11 Total Net Paid (Cols. 4 - 5 + 6 - 7 + 8 - 9)	12 Number of Claims Reported-Direct and Assumed
	1 Direct and Assumed	2 Ceded	3 Net (Cols. 1 - 2)	Loss Payments		Defense and Cost Containment Payments		Adjusting and Other Payments				
				4 Direct and Assumed	5 Ceded	6 Direct and Assumed	7 Ceded	8 Direct and Assumed	9 Ceded			
1. Prior.....	XXX.....	XXX.....	XXX.....	953.....	(136).....	54.....	(65).....	5.....	5.....	0.....	1,208.....	XXX.....
2. 2007.....	222,643.....	222,643.....	0.....	129,457.....	129,457.....	6,964.....	6,964.....	2,696.....	2,696.....	0.....	0.....	36,233.....
3. 2008.....	228,162.....	228,162.....	0.....	134,215.....	134,215.....	7,304.....	7,304.....	2,575.....	2,575.....	0.....	0.....	36,146.....
4. 2009.....	231,797.....	231,797.....	0.....	146,628.....	146,628.....	8,228.....	8,228.....	2,965.....	2,965.....	0.....	0.....	37,406.....
5. 2010.....	237,534.....	237,534.....	0.....	149,140.....	149,140.....	6,957.....	6,957.....	2,757.....	2,757.....	0.....	0.....	39,743.....
6. 2011.....	246,432.....	246,432.....	0.....	161,319.....	161,319.....	7,383.....	7,383.....	3,334.....	3,334.....	0.....	0.....	41,293.....
7. 2012.....	256,686.....	256,686.....	0.....	168,372.....	168,372.....	6,467.....	6,467.....	3,293.....	3,293.....	0.....	0.....	41,261.....
8. 2013.....	275,192.....	275,192.....	0.....	167,897.....	167,897.....	5,692.....	5,692.....	3,100.....	3,100.....	0.....	0.....	42,795.....
9. 2014.....	296,305.....	296,305.....	0.....	164,265.....	164,265.....	3,878.....	3,878.....	2,893.....	2,893.....	0.....	0.....	44,060.....
10. 2015.....	312,840.....	312,840.....	0.....	157,118.....	157,118.....	2,101.....	2,101.....	2,401.....	2,401.....	0.....	0.....	47,509.....
11. 2016.....	327,398.....	327,398.....	0.....	95,037.....	95,037.....	285.....	285.....	1,254.....	1,254.....	0.....	0.....	45,792.....
12. Totals.....	XXX.....	XXX.....	XXX.....	1,474,401.....	1,473,312.....	55,313.....	55,194.....	27,273.....	27,273.....	0.....	1,208.....	XXX.....

	Losses Unpaid				Defense and Cost Containment Unpaid				Adjusting and Other Unpaid		23 Salvage and Subrogation Anticipated	24 Total Net Losses and Expenses Unpaid	25 Number of Claims Outstanding-Direct and Assumed
	Case Basis		Bulk + IBNR		Case Basis		Bulk + IBNR		21 Direct and Assumed	22 Ceded			
	13 Direct and Assumed	14 Ceded	15 Direct and Assumed	16 Ceded	17 Direct and Assumed	18 Ceded	19 Direct and Assumed	20 Ceded					
1. Prior.....	11,651.....	11,651.....	5,111.....	5,111.....	2,632.....	2,632.....	1,205.....	1,205.....	1,531.....	1,531.....	0.....	0.....	229.....
2. 2007.....	1,007.....	1,007.....	463.....	463.....	254.....	254.....	119.....	119.....	159.....	159.....	0.....	0.....	23.....
3. 2008.....	805.....	805.....	308.....	308.....	170.....	170.....	74.....	74.....	101.....	101.....	0.....	0.....	28.....
4. 2009.....	4,910.....	4,910.....	2,224.....	2,224.....	1,249.....	1,249.....	582.....	582.....	780.....	780.....	0.....	0.....	31.....
5. 2010.....	1,432.....	1,432.....	636.....	636.....	257.....	257.....	138.....	138.....	166.....	166.....	0.....	0.....	49.....
6. 2011.....	3,142.....	3,142.....	1,356.....	1,356.....	442.....	442.....	261.....	261.....	274.....	274.....	0.....	0.....	93.....
7. 2012.....	5,205.....	5,205.....	2,050.....	2,050.....	707.....	707.....	393.....	393.....	421.....	421.....	0.....	0.....	171.....
8. 2013.....	17,959.....	17,959.....	4,479.....	4,479.....	2,425.....	2,425.....	940.....	940.....	1,265.....	1,265.....	0.....	0.....	394.....
9. 2014.....	20,395.....	20,395.....	5,249.....	5,249.....	2,115.....	2,115.....	820.....	820.....	988.....	988.....	0.....	0.....	732.....
10. 2015.....	52,044.....	52,044.....	17,061.....	17,061.....	5,302.....	5,302.....	2,666.....	2,666.....	2,702.....	2,702.....	0.....	0.....	2,122.....
11. 2016.....	102,658.....	102,658.....	37,801.....	37,801.....	9,643.....	9,643.....	4,922.....	4,922.....	5,530.....	5,530.....	0.....	0.....	9,930.....
12. Totals.....	221,207.....	221,207.....	76,738.....	76,738.....	25,195.....	25,195.....	12,120.....	12,120.....	13,917.....	13,917.....	0.....	0.....	13,802.....

	Total Losses and Loss Expenses Incurred			Loss and Loss Expense Percentage (Incurred/Premiums Earned)			Nontabular Discount		34 Inter-Company Pooling Participation Percentage	Net Balance Sheet Reserves after Discount	
	26 Direct and Assumed	27 Ceded	28 Net	29 Direct and Assumed	30 Ceded	31 Net	32 Loss	33 Loss Expense		35 Losses Unpaid	36 Loss Expenses Unpaid
1. Prior.....	XXX.....	XXX.....	XXX.....	XXX.....	XXX.....	XXX.....	0.....	0.....	XXX.....	0.....	0.....
2. 2007.....	141,118.....	141,118.....	0.....	63.4.....	63.4.....	0.0.....	0.....	0.....	0.00.....	0.....	0.....
3. 2008.....	145,551.....	145,551.....	0.....	63.8.....	63.8.....	0.0.....	0.....	0.....	0.00.....	0.....	0.....
4. 2009.....	167,567.....	167,567.....	0.....	72.3.....	72.3.....	0.0.....	0.....	0.....	0.00.....	0.....	0.....
5. 2010.....	161,484.....	161,484.....	0.....	68.0.....	68.0.....	0.0.....	0.....	0.....	0.00.....	0.....	0.....
6. 2011.....	177,511.....	177,511.....	0.....	72.0.....	72.0.....	0.0.....	0.....	0.....	0.00.....	0.....	0.....
7. 2012.....	186,907.....	186,907.....	0.....	72.8.....	72.8.....	0.0.....	0.....	0.....	0.00.....	0.....	0.....
8. 2013.....	203,757.....	203,757.....	0.....	74.0.....	74.0.....	0.0.....	0.....	0.....	0.00.....	0.....	0.....
9. 2014.....	200,602.....	200,602.....	0.....	67.7.....	67.7.....	0.0.....	0.....	0.....	0.00.....	0.....	0.....
10. 2015.....	241,395.....	241,395.....	0.....	77.2.....	77.2.....	0.0.....	0.....	0.....	0.00.....	0.....	0.....
11. 2016.....	257,130.....	257,130.....	0.....	78.5.....	78.5.....	0.0.....	0.....	0.....	0.00.....	0.....	0.....
12. Totals.....	XXX.....	XXX.....	XXX.....	XXX.....	XXX.....	XXX.....	0.....	0.....	XXX.....	0.....	0.....

SCHEDULE P - PART 1C - COMMERCIAL AUTO/TRUCK LIABILITY/MEDICAL

(\$000 omitted)

Years in Which Premiums Were Earned and Losses Were Incurred	Premiums Earned			Loss and Loss Expense Payments						10 Salvage and Subrogation Received	11 Total Net Paid (Cols. 4 - 5 + 6 - 7 + 8 - 9)	12 Number of Claims Reported-Direct and Assumed
	1 Direct and Assumed	2 Ceded	3 Net (Cols. 1 - 2)	Loss Payments		Defense and Cost Containment Payments		Adjusting and Other Payments				
				4 Direct and Assumed	5 Ceded	6 Direct and Assumed	7 Ceded	8 Direct and Assumed	9 Ceded			
1. Prior.....	XXX.....	XXX.....	XXX.....	0.....	0.....	0.....	0.....	0.....	0.....	0.....	0.....	XXX.....
2. 2007.....	0.....	0.....	0.....	0.....	0.....	0.....	0.....	0.....	0.....	0.....	0.....	0.....
3. 2008.....	0.....	0.....	0.....	0.....	0.....	0.....	0.....	0.....	0.....	0.....	0.....	0.....
4. 2009.....	0.....	0.....	0.....	0.....	0.....	0.....	0.....	0.....	0.....	0.....	0.....	0.....
5. 2010.....	0.....	0.....	0.....	0.....	0.....	0.....	0.....	0.....	0.....	0.....	0.....	0.....
6. 2011.....	0.....	0.....	0.....	0.....	0.....	0.....	0.....	0.....	0.....	0.....	0.....	0.....
7. 2012.....	0.....	0.....	0.....	0.....	0.....	0.....	0.....	0.....	0.....	0.....	0.....	0.....
8. 2013.....	0.....	0.....	0.....	0.....	0.....	0.....	0.....	0.....	0.....	0.....	0.....	0.....
9. 2014.....	0.....	0.....	0.....	0.....	0.....	0.....	0.....	0.....	0.....	0.....	0.....	0.....
10. 2015.....	0.....	0.....	0.....	0.....	0.....	0.....	0.....	0.....	0.....	0.....	0.....	0.....
11. 2016.....	0.....	0.....	0.....	0.....	0.....	0.....	0.....	0.....	0.....	0.....	0.....	0.....
12. Totals.....	XXX.....	XXX.....	XXX.....	0.....	0.....	0.....	0.....	0.....	0.....	0.....	0.....	XXX.....

	Losses Unpaid				Defense and Cost Containment Unpaid				Adjusting and Other Unpaid		23 Salvage and Subrogation Anticipated	24 Total Net Losses and Expenses Unpaid	25 Number of Claims Outstanding-Direct and Assumed
	Case Basis		Bulk + IBNR		Case Basis		Bulk + IBNR		21 Direct and Assumed	22 Ceded			
	13 Direct and Assumed	14 Ceded	15 Direct and Assumed	16 Ceded	17 Direct and Assumed	18 Ceded	19 Direct and Assumed	20 Ceded					
1. Prior.....	0.....	0.....	0.....	0.....	0.....	0.....	0.....	0.....	0.....	0.....	0.....	0.....	0.....
2. 2007.....	0.....	0.....	0.....	0.....	0.....	0.....	0.....	0.....	0.....	0.....	0.....	0.....	0.....
3. 2008.....	0.....	0.....	0.....	0.....	0.....	0.....	0.....	0.....	0.....	0.....	0.....	0.....	0.....
4. 2009.....	0.....	0.....	0.....	0.....	0.....	0.....	0.....	0.....	0.....	0.....	0.....	0.....	0.....
5. 2010.....	0.....	0.....	0.....	0.....	0.....	0.....	0.....	0.....	0.....	0.....	0.....	0.....	0.....
6. 2011.....	0.....	0.....	0.....	0.....	0.....	0.....	0.....	0.....	0.....	0.....	0.....	0.....	0.....
7. 2012.....	0.....	0.....	0.....	0.....	0.....	0.....	0.....	0.....	0.....	0.....	0.....	0.....	0.....
8. 2013.....	0.....	0.....	0.....	0.....	0.....	0.....	0.....	0.....	0.....	0.....	0.....	0.....	0.....
9. 2014.....	0.....	0.....	0.....	0.....	0.....	0.....	0.....	0.....	0.....	0.....	0.....	0.....	0.....
10. 2015.....	0.....	0.....	0.....	0.....	0.....	0.....	0.....	0.....	0.....	0.....	0.....	0.....	0.....
11. 2016.....	0.....	0.....	0.....	0.....	0.....	0.....	0.....	0.....	0.....	0.....	0.....	0.....	0.....
12. Totals.....	0.....	0.....	0.....	0.....	0.....	0.....	0.....	0.....	0.....	0.....	0.....	0.....	0.....

NONE

	Total Losses and Loss Expenses Incurred			Loss and Loss Expense Percentage (Incurred/Premiums Earned)			Nontabular Discount		34 Inter-Company Pooling Participation Percentage	Net Balance Sheet Reserves after Discount	
	26 Direct and Assumed	27 Ceded	28 Net	29 Direct and Assumed	30 Ceded	31 Net	32 Loss	33 Loss Expense		35 Losses Unpaid	36 Loss Expenses Unpaid
1. Prior.....	XXX.....	XXX.....	XXX.....	XXX.....	XXX.....	XXX.....	0.....	0.....	XXX.....	0.....	0.....
2. 2007.....	0.....	0.....	0.....	0.....	0.....	0.....	0.....	0.....	0.00	0.....	0.....
3. 2008.....	0.....	0.....	0.....	0.....	0.....	0.....	0.....	0.....	0.00	0.....	0.....
4. 2009.....	0.....	0.....	0.....	0.....	0.....	0.....	0.....	0.....	0.00	0.....	0.....
5. 2010.....	0.....	0.....	0.....	0.....	0.....	0.....	0.....	0.....	0.00	0.....	0.....
6. 2011.....	0.....	0.....	0.....	0.....	0.....	0.....	0.....	0.....	0.00	0.....	0.....
7. 2012.....	0.....	0.....	0.....	0.....	0.....	0.....	0.....	0.....	0.00	0.....	0.....
8. 2013.....	0.....	0.....	0.....	0.....	0.....	0.....	0.....	0.....	0.00	0.....	0.....
9. 2014.....	0.....	0.....	0.....	0.....	0.....	0.....	0.....	0.....	0.00	0.....	0.....
10. 2015.....	0.....	0.....	0.....	0.....	0.....	0.....	0.....	0.....	0.00	0.....	0.....
11. 2016.....	0.....	0.....	0.....	0.....	0.....	0.....	0.....	0.....	0.00	0.....	0.....
12. Totals.....	XXX.....	XXX.....	XXX.....	XXX.....	XXX.....	XXX.....	0.....	0.....	XXX.....	0.....	0.....

**SCHEDULE P - PART 1D - WORKERS' COMPENSATION
(EXCLUDING EXCESS WORKERS' COMPENSATION)**

(\$'000 omitted)

Years in Which Premiums Were Earned and Losses Were Incurred	Premiums Earned			Loss and Loss Expense Payments							12 Number of Claims Reported- Direct and Assumed	
	1 Direct and Assumed	2 Ceded	3 Net (Cols. 1 - 2)	Loss Payments		Defense and Cost Containment Payments		Adjusting and Other Payments		10 Salvage and Subrogation Received		11 Total Net Paid (Cols. 4 - 5 + 6 - 7 + 8 - 9)
				4 Direct and Assumed	5 Ceded	6 Direct and Assumed	7 Ceded	8 Direct and Assumed	9 Ceded			
1. Prior.....	XXX	XXX	XXX	527	(2,280)	26	(277)	0	0	0	3,110	XXX
2. 2007.....	41	41	0	0	0	0	0	0	0	0	0	0
3. 2008.....	42	42	0	0	0	1	1	0	0	0	0	1
4. 2009.....	40	40	0	0	0	0	0	0	0	0	0	0
5. 2010.....	42	42	0	0	0	3	3	0	0	0	0	1
6. 2011.....	43	43	0	0	0	0	0	0	0	0	0	0
7. 2012.....	44	44	0	0	0	0	0	0	0	0	0	0
8. 2013.....	44	44	0	0	0	1	1	1	1	0	0	0
9. 2014.....	45	45	0	0	0	0	0	0	0	0	0	0
10. 2015.....	24	24	0	0	0	0	0	0	0	0	0	0
11. 2016.....	0	0	0	0	0	0	0	0	0	0	0	0
12. Totals....	XXX	XXX	XXX	527	(2,280)	32	(271)	1	1	0	3,110	XXX

	Losses Unpaid				Defense and Cost Containment Unpaid				Adjusting and Other Unpaid		23 Salvage and Subrogation Anticipated	24 Total Net Losses and Expenses Unpaid	25 Number of Claims Outstanding- Direct and Assumed
	Case Basis		Bulk + IBNR		Case Basis		Bulk + IBNR		21 Direct and Assumed	22 Ceded			
	13 Direct and Assumed	14 Ceded	15 Direct and Assumed	16 Ceded	17 Direct and Assumed	18 Ceded	19 Direct and Assumed	20 Ceded					
1. Prior.....	2,653	2,653	946	946	289	289	103	103	0	0	0	0	0
2. 2007.....	0	0	0	0	0	0	0	0	0	0	0	0	0
3. 2008.....	0	0	0	0	0	0	0	0	0	0	0	0	0
4. 2009.....	0	0	0	0	0	0	0	0	0	0	0	0	0
5. 2010.....	0	0	0	0	0	0	0	0	0	0	0	0	0
6. 2011.....	0	0	0	0	0	0	0	0	0	0	0	0	0
7. 2012.....	0	0	0	0	0	0	0	0	0	0	0	0	0
8. 2013.....	0	0	0	0	0	0	0	0	0	0	0	0	0
9. 2014.....	0	0	0	0	0	0	0	0	0	0	0	0	0
10. 2015.....	0	0	0	0	0	0	0	0	0	0	0	0	0
11. 2016.....	0	0	0	0	0	0	0	0	0	0	0	0	0
12. Totals....	2,653	2,653	946	946	289	289	103	103	0	0	0	0	0

	Total Losses and Loss Expenses Incurred			Loss and Loss Expense Percentage (Incurred/Premiums Earned)			Nontabular Discount		34 Inter- Company Pooling Participation Percentage	Net Balance Sheet Reserves after Discount	
	26 Direct and Assumed	27 Ceded	28 Net	29 Direct and Assumed	30 Ceded	31 Net	32 Loss	33 Loss Expense		35 Losses Unpaid	36 Loss Expenses Unpaid
1. Prior.....	XXX	XXX	XXX	XXX	XXX	XXX	0	0	XXX	0	0
2. 2007.....	0	0	0	0.0	0.0	0.0	0	0	0.00	0	0
3. 2008.....	1	1	0	3.3	3.3	0.0	0	0	0.00	0	0
4. 2009.....	0	0	0	0.0	0.0	0.0	0	0	0.00	0	0
5. 2010.....	3	3	0	7.8	7.8	0.0	0	0	0.00	0	0
6. 2011.....	0	0	0	0.0	0.0	0.0	0	0	0.00	0	0
7. 2012.....	0	0	0	0.0	0.0	0.0	0	0	0.00	0	0
8. 2013.....	2	2	0	5.3	5.3	0.0	0	0	0.00	0	0
9. 2014.....	0	0	0	0.0	0.0	0.0	0	0	0.00	0	0
10. 2015.....	0	0	0	0.0	0.0	0.0	0	0	0.00	0	0
11. 2016.....	0	0	0	0.0	0.0	0.0	0	0	0.00	0	0
12. Totals....	XXX	XXX	XXX	XXX	XXX	XXX	0	0	XXX	0	0

SCHEDULE P - PART 1E - COMMERCIAL MULTIPLE PERIL

(\$000 omitted)

Years in Which Premiums Were Earned and Losses Were Incurred	Premiums Earned			Loss and Loss Expense Payments						10 Salvage and Subrogation Received	11 Total Net Paid (Cols. 4 - 5 + 6 - 7 + 8 - 9)	12 Number of Claims Reported-Direct and Assumed
	1 Direct and Assumed	2 Ceded	3 Net (Cols. 1 - 2)	Loss Payments		Defense and Cost Containment Payments		Adjusting and Other Payments				
				4 Direct and Assumed	5 Ceded	6 Direct and Assumed	7 Ceded	8 Direct and Assumed	9 Ceded			
1. Prior.....	XXX	XXX	XXX	819	(396)	24	(111)	0	0	0	1,349	XXX
2. 2007.....	0	0	0	0	0	0	0	0	0	0	0	0
3. 2008.....	0	0	0	0	0	0	0	0	0	0	0	0
4. 2009.....	0	0	0	0	0	0	0	0	0	0	0	0
5. 2010.....	0	0	0	0	0	0	0	0	0	0	0	0
6. 2011.....	1	1	0	0	0	0	0	0	0	0	0	0
7. 2012.....	0	0	0	0	0	0	0	0	0	0	0	0
8. 2013.....	0	0	0	0	0	0	0	0	0	0	0	0
9. 2014.....	0	0	0	0	0	0	0	0	0	0	0	0
10. 2015.....	0	0	0	0	0	0	0	0	0	0	0	0
11. 2016.....	0	0	0	0	0	0	0	0	0	0	0	0
12. Totals.....	XXX	XXX	XXX	819	(396)	24	(111)	0	0	0	1,349	XXX

	Losses Unpaid				Defense and Cost Containment Unpaid				Adjusting and Other Unpaid		23 Salvage and Subrogation Anticipated	24 Total Net Losses and Expenses Unpaid	25 Number of Claims Outstanding-Direct and Assumed
	Case Basis		Bulk + IBNR		Case Basis		Bulk + IBNR		21 Direct and Assumed	22 Ceded			
	13 Direct and Assumed	14 Ceded	15 Direct and Assumed	16 Ceded	17 Direct and Assumed	18 Ceded	19 Direct and Assumed	20 Ceded					
1. Prior.....	865	865	308	308	94	94	34	34	0	0	0	0	0
2. 2007.....	0	0	0	0	0	0	0	0	0	0	0	0	0
3. 2008.....	0	0	0	0	0	0	0	0	0	0	0	0	0
4. 2009.....	0	0	0	0	0	0	0	0	0	0	0	0	0
5. 2010.....	0	0	0	0	0	0	0	0	0	0	0	0	0
6. 2011.....	0	0	0	0	0	0	0	0	0	0	0	0	0
7. 2012.....	0	0	0	0	0	0	0	0	0	0	0	0	0
8. 2013.....	0	0	0	0	0	0	0	0	0	0	0	0	0
9. 2014.....	0	0	0	0	0	0	0	0	0	0	0	0	0
10. 2015.....	0	0	0	0	0	0	0	0	0	0	0	0	0
11. 2016.....	0	0	0	0	0	0	0	0	0	0	0	0	0
12. Totals.....	865	865	308	308	94	94	34	34	0	0	0	0	0

	Total Losses and Loss Expenses Incurred			Loss and Loss Expense Percentage (Incurred/Premiums Earned)			Nontabular Discount		34 Inter-Company Pooling Participation Percentage	Net Balance Sheet Reserves after Discount	
	26 Direct and Assumed	27 Ceded	28 Net	29 Direct and Assumed	30 Ceded	31 Net	32 Loss	33 Loss Expense		35 Losses Unpaid	36 Loss Expenses Unpaid
1. Prior.....	XXX	XXX	XXX	XXX	XXX	XXX	0	0	XXX	0	0
2. 2007.....	0	0	0	0.0	0.0	0.0	0	0	0.00	0	0
3. 2008.....	0	0	0	0.0	0.0	0.0	0	0	0.00	0	0
4. 2009.....	0	0	0	0.0	0.0	0.0	0	0	0.00	0	0
5. 2010.....	0	0	0	0.0	0.0	0.0	0	0	0.00	0	0
6. 2011.....	0	0	0	0.0	0.0	0.0	0	0	0.00	0	0
7. 2012.....	0	0	0	0.0	0.0	0.0	0	0	0.00	0	0
8. 2013.....	0	0	0	0.0	0.0	0.0	0	0	0.00	0	0
9. 2014.....	0	0	0	0.0	0.0	0.0	0	0	0.00	0	0
10. 2015.....	0	0	0	0.0	0.0	0.0	0	0	0.00	0	0
11. 2016.....	0	0	0	0.0	0.0	0.0	0	0	0.00	0	0
12. Totals.....	XXX	XXX	XXX	XXX	XXX	XXX	0	0	XXX	0	0

Sch. P - Pt. 1F - Sn. 1
NONE

Sch. P - Pt. 1F - Sn. 2
NONE

**SCHEDULE P - PART 1G - SPECIAL LIABILITY
(OCEAN MARINE, AIRCRAFT (ALL PERILS), BOILER AND MACHINERY)
(\$000 omitted)**

Years in Which Premiums Were Earned and Losses Were Incurred	Premiums Earned			Loss and Loss Expense Payments							12 Number of Claims Reported-Direct and Assumed	
	1 Direct and Assumed	2 Ceded	3 Net (Cols. 1 - 2)	Loss Payments		Defense and Cost Containment Payments		Adjusting and Other Payments		10 Salvage and Subrogation Received		11 Total Net Paid (Cols. 4 - 5 + 6 - 7 + 8 - 9)
				4 Direct and Assumed	5 Ceded	6 Direct and Assumed	7 Ceded	8 Direct and Assumed	9 Ceded			
1. Prior.....	XXX	XXX	XXX	1,338	1,012	2	(34)	0	0	0	363	XXX
2. 2007.....	0	0	0	0	0	0	0	0	0	0	0	XXX
3. 2008.....	0	0	0	0	0	0	0	0	0	0	0	XXX
4. 2009.....	0	0	0	0	0	0	0	0	0	0	0	XXX
5. 2010.....	0	0	0	0	0	0	0	0	0	0	0	XXX
6. 2011.....	1	1	0	0	0	0	0	0	0	0	0	XXX
7. 2012.....	0	0	0	0	0	0	0	0	0	0	0	XXX
8. 2013.....	0	0	0	0	0	0	0	0	0	0	0	XXX
9. 2014.....	0	0	0	0	0	0	0	0	0	0	0	XXX
10. 2015.....	0	0	0	0	0	0	0	0	0	0	0	XXX
11. 2016.....	0	0	0	0	0	0	0	0	0	0	0	XXX
12. Totals....	XXX	XXX	XXX	1,338	1,012	2	(34)	0	0	0	363	XXX

	Losses Unpaid				Defense and Cost Containment Unpaid				Adjusting and Other Unpaid		23 Salvage and Subrogation Anticipated	24 Total Net Losses and Expenses Unpaid	25 Number of Claims Outstanding-Direct and Assumed
	Case Basis		Bulk + IBNR		Case Basis		Bulk + IBNR		21 Direct and Assumed	22 Ceded			
	13 Direct and Assumed	14 Ceded	15 Direct and Assumed	16 Ceded	17 Direct and Assumed	18 Ceded	19 Direct and Assumed	20 Ceded					
1. Prior.....	256	256	91	91	28	28	10	10	0	0	0	0	0
2. 2007.....	0	0	0	0	0	0	0	0	0	0	0	0	0
3. 2008.....	0	0	0	0	0	0	0	0	0	0	0	0	0
4. 2009.....	0	0	0	0	0	0	0	0	0	0	0	0	0
5. 2010.....	0	0	0	0	0	0	0	0	0	0	0	0	0
6. 2011.....	0	0	0	0	0	0	0	0	0	0	0	0	0
7. 2012.....	0	0	0	0	0	0	0	0	0	0	0	0	0
8. 2013.....	0	0	0	0	0	0	0	0	0	0	0	0	0
9. 2014.....	0	0	0	0	0	0	0	0	0	0	0	0	0
10. 2015.....	0	0	0	0	0	0	0	0	0	0	0	0	0
11. 2016.....	0	0	0	0	0	0	0	0	0	0	0	0	0
12. Totals...	256	256	91	91	28	28	10	10	0	0	0	0	0

	Total Losses and Loss Expenses Incurred			Loss and Loss Expense Percentage (Incurred/Premiums Earned)			Nontabular Discount		34 Inter-Company Pooling Participation Percentage	Net Balance Sheet Reserves after Discount	
	26 Direct and Assumed	27 Ceded	28 Net	29 Direct and Assumed	30 Ceded	31 Net	32 Loss	33 Loss Expense		35 Losses Unpaid	36 Loss Expenses Unpaid
2. 2007.	0	0	0	0.0	0.0	0.0	0	0	0.00	0	0
3. 2008.	0	0	0	0.0	0.0	0.0	0	0	0.00	0	0
4. 2009.	0	0	0	0.0	0.0	0.0	0	0	0.00	0	0
5. 2010.	0	0	0	0.0	0.0	0.0	0	0	0.00	0	0
6. 2011.	0	0	0	0.0	0.0	0.0	0	0	0.00	0	0
7. 2012.	0	0	0	0.0	0.0	0.0	0	0	0.00	0	0
8. 2013.	0	0	0	0.0	0.0	0.0	0	0	0.00	0	0
9. 2014.	0	0	0	0.0	0.0	0.0	0	0	0.00	0	0
10. 2015.	0	0	0	0.0	0.0	0.0	0	0	0.00	0	0
11. 2016.	0	0	0	0.0	0.0	0.0	0	0	0.00	0	0
12. Totals	XXX	XXX	XXX	XXX	XXX	XXX	0	0	XXX	0	0

SCHEDULE P - PART 1H - SECTION 1 - OTHER LIABILITY - OCCURRENCE

(\$000 omitted)

Years in Which Premiums Were Earned and Losses Were Incurred	Premiums Earned			Loss and Loss Expense Payments						10 Salvage and Subrogation Received	11 Total Net Paid (Cols. 4 - 5 + 6 - 7 + 8 - 9)	12 Number of Claims Reported-Direct and Assumed
	1 Direct and Assumed	2 Ceded	3 Net (Cols. 1 - 2)	Loss Payments		Defense and Cost Containment Payments		Adjusting and Other Payments				
				4 Direct and Assumed	5 Ceded	6 Direct and Assumed	7 Ceded	8 Direct and Assumed	9 Ceded			
1. Prior.....	XXX	XXX	XXX	16,901	(20,052)	2,423	(874)	0	0	0	40,250	XXX
2. 2007.....	331	331	0	925	925	0	0	0	0	0	0	1
3. 2008.....	349	349	0	0	0	0	0	0	0	0	0	2
4. 2009.....	416	416	0	0	0	0	0	0	0	0	0	1
5. 2010.....	546	546	0	1,275	1,275	0	0	0	0	0	0	2
6. 2011.....	751	751	0	0	0	0	0	0	0	0	0	0
7. 2012.....	977	977	0	175	175	0	0	0	0	0	0	1
8. 2013.....	1,358	1,358	0	0	0	7	7	0	0	0	0	4
9. 2014.....	1,728	1,728	0	0	0	0	0	0	0	0	0	2
10. 2015.....	2,006	2,006	0	0	0	3	3	0	0	0	0	5
11. 2016.....	2,302	2,302	0	0	0	0	0	0	0	0	0	1
12. Totals.....	XXX	XXX	XXX	19,276	(17,677)	2,433	(864)	0	0	0	40,250	XXX

	Losses Unpaid				Defense and Cost Containment Unpaid				Adjusting and Other Unpaid		23 Salvage and Subrogation Anticipated	24 Total Net Losses and Expenses Unpaid	25 Number of Claims Outstanding-Direct and Assumed
	Case Basis		Bulk + IBNR		Case Basis		Bulk + IBNR		21 Direct and Assumed	22 Ceded			
	13 Direct and Assumed	14 Ceded	15 Direct and Assumed	16 Ceded	17 Direct and Assumed	18 Ceded	19 Direct and Assumed	20 Ceded					
1. Prior.....	35,425	35,425	12,655	12,655	3,862	3,862	1,380	1,380	0	0	0	0	0
2. 2007.....	0	0	0	0	0	0	0	0	0	0	0	0	0
3. 2008.....	0	0	0	0	0	0	0	0	0	0	0	0	0
4. 2009.....	0	0	0	0	0	0	0	0	0	0	0	0	0
5. 2010.....	0	0	0	0	0	0	0	0	0	0	0	0	0
6. 2011.....	0	0	0	0	0	0	0	0	0	0	0	0	0
7. 2012.....	0	0	0	0	0	0	0	0	0	0	0	0	0
8. 2013.....	89	89	35	35	1	1	0	0	0	0	0	0	2
9. 2014.....	21	21	128	128	0	0	1	1	0	0	0	0	1
10. 2015.....	248	248	307	307	2	2	2	2	1	1	0	0	1
11. 2016.....	232	232	874	874	1	1	5	5	1	1	0	0	1
12. Totals.....	36,016	36,016	13,998	13,998	3,866	3,866	1,388	1,388	2	2	0	0	5

	Total Losses and Loss Expenses Incurred			Loss and Loss Expense Percentage (Incurred/Premiums Earned)			Nontabular Discount		34 Inter-Company Pooling Participation Percentage	Net Balance Sheet Reserves after Discount	
	26 Direct and Assumed	27 Ceded	28 Net	29 Direct and Assumed	30 Ceded	31 Net	32 Loss	33 Loss Expense		35 Losses Unpaid	36 Loss Expenses Unpaid
1. Prior.....	XXX	XXX	XXX	XXX	XXX	XXX	0	0	XXX	0	0
2. 2007.....	925	925	0	279.5	279.5	0.0	0	0	0.00	0	0
3. 2008.....	0	0	0	0.0	0.0	0.0	0	0	0.00	0	0
4. 2009.....	0	0	0	0.0	0.0	0.0	0	0	0.00	0	0
5. 2010.....	1,275	1,275	0	233.5	233.5	0.0	0	0	0.00	0	0
6. 2011.....	0	0	0	0.0	0.0	0.0	0	0	0.00	0	0
7. 2012.....	175	175	0	17.9	17.9	0.0	0	0	0.00	0	0
8. 2013.....	132	132	0	9.7	9.7	0.0	0	0	0.00	0	0
9. 2014.....	150	150	0	8.7	8.7	0.0	0	0	0.00	0	0
10. 2015.....	562	562	0	28.0	28.0	0.0	0	0	0.00	0	0
11. 2016.....	1,114	1,114	0	48.4	48.4	0.0	0	0	0.00	0	0
12. Totals.....	XXX	XXX	XXX	XXX	XXX	XXX	0	0	XXX	0	0

SCHEDULE P - PART 1H - SECTION 2 - OTHER LIABILITY - CLAIMS-MADE

(\$000 omitted)

Years in Which Premiums Were Earned and Losses Were Incurred	Premiums Earned			Loss and Loss Expense Payments						10 Salvage and Subrogation Received	11 Total Net Paid (Cols. 4 - 5 + 6 - 7 + 8 - 9)	12 Number of Claims Reported-Direct and Assumed
	1 Direct and Assumed	2 Ceded	3 Net (Cols. 1 - 2)	Loss Payments		Defense and Cost Containment Payments		Adjusting and Other Payments				
				4 Direct and Assumed	5 Ceded	6 Direct and Assumed	7 Ceded	8 Direct and Assumed	9 Ceded			
1. Prior.....	XXX.....	XXX.....	XXX.....	0.....	0.....	0.....	0.....	0.....	0.....	0.....	0.....	XXX.....
2. 2007.....	0.....	0.....	0.....	0.....	0.....	0.....	0.....	0.....	0.....	0.....	0.....	0.....
3. 2008.....	0.....	0.....	0.....	0.....	0.....	0.....	0.....	0.....	0.....	0.....	0.....	0.....
4. 2009.....	0.....	0.....	0.....	0.....	0.....	0.....	0.....	0.....	0.....	0.....	0.....	0.....
5. 2010.....	0.....	0.....	0.....	0.....	0.....	0.....	0.....	0.....	0.....	0.....	0.....	0.....
6. 2011.....	0.....	0.....	0.....	0.....	0.....	0.....	0.....	0.....	0.....	0.....	0.....	0.....
7. 2012.....	0.....	0.....	0.....	0.....	0.....	0.....	0.....	0.....	0.....	0.....	0.....	0.....
8. 2013.....	0.....	0.....	0.....	0.....	0.....	0.....	0.....	0.....	0.....	0.....	0.....	0.....
9. 2014.....	0.....	0.....	0.....	0.....	0.....	0.....	0.....	0.....	0.....	0.....	0.....	0.....
10. 2015.....	0.....	0.....	0.....	0.....	0.....	0.....	0.....	0.....	0.....	0.....	0.....	0.....
11. 2016.....	0.....	0.....	0.....	0.....	0.....	0.....	0.....	0.....	0.....	0.....	0.....	0.....
12. Totals.....	XXX.....	XXX.....	XXX.....	0.....	0.....	0.....	0.....	0.....	0.....	0.....	0.....	XXX.....

	Losses Unpaid				Defense and Cost Containment Unpaid				Adjusting and Other Unpaid		23 Salvage and Subrogation Anticipated	24 Total Net Losses and Expenses Unpaid	25 Number of Claims Outstanding-Direct and Assumed
	Case Basis		Bulk + IBNR		Case Basis		Bulk + IBNR		21 Direct and Assumed	22 Ceded			
	13 Direct and Assumed	14 Ceded	15 Direct and Assumed	16 Ceded	17 Direct and Assumed	18 Ceded	19 Direct and Assumed	20 Ceded					
1. Prior.....	0.....	0.....	0.....	0.....	0.....	0.....	0.....	0.....	0.....	0.....	0.....	0.....	0.....
2. 2007.....	0.....	0.....	0.....	0.....	0.....	0.....	0.....	0.....	0.....	0.....	0.....	0.....	0.....
3. 2008.....	0.....	0.....	0.....	0.....	0.....	0.....	0.....	0.....	0.....	0.....	0.....	0.....	0.....
4. 2009.....	0.....	0.....	0.....	0.....	0.....	0.....	0.....	0.....	0.....	0.....	0.....	0.....	0.....
5. 2010.....	0.....	0.....	0.....	0.....	0.....	0.....	0.....	0.....	0.....	0.....	0.....	0.....	0.....
6. 2011.....	0.....	0.....	0.....	0.....	0.....	0.....	0.....	0.....	0.....	0.....	0.....	0.....	0.....
7. 2012.....	0.....	0.....	0.....	0.....	0.....	0.....	0.....	0.....	0.....	0.....	0.....	0.....	0.....
8. 2013.....	0.....	0.....	0.....	0.....	0.....	0.....	0.....	0.....	0.....	0.....	0.....	0.....	0.....
9. 2014.....	0.....	0.....	0.....	0.....	0.....	0.....	0.....	0.....	0.....	0.....	0.....	0.....	0.....
10. 2015.....	0.....	0.....	0.....	0.....	0.....	0.....	0.....	0.....	0.....	0.....	0.....	0.....	0.....
11. 2016.....	0.....	0.....	0.....	0.....	0.....	0.....	0.....	0.....	0.....	0.....	0.....	0.....	0.....
12. Totals.....	0.....	0.....	0.....	0.....	0.....	0.....	0.....	0.....	0.....	0.....	0.....	0.....	0.....

NONE

	Total Losses and Loss Expenses Incurred			Loss and Loss Expense Percentage (Incurred/Premiums Earned)			Nontabular Discount		34 Inter-Company Pooling Participation Percentage	Net Balance Sheet Reserves after Discount	
	26 Direct and Assumed	27 Ceded	28 Net	29 Direct and Assumed	30 Ceded	31 Net	32 Loss	33 Loss Expense		35 Losses Unpaid	36 Loss Expenses Unpaid
1. Prior.....	XXX.....	XXX.....	XXX.....	XXX.....	XXX.....	XXX.....	0.....	0.....	XXX.....	0.....	0.....
2. 2007.....	0.....	0.....	0.....	0.....	0.....	0.....	0.....	0.....	0.00	0.....	0.....
3. 2008.....	0.....	0.....	0.....	0.....	0.....	0.....	0.....	0.....	0.00	0.....	0.....
4. 2009.....	0.....	0.....	0.....	0.....	0.....	0.....	0.....	0.....	0.00	0.....	0.....
5. 2010.....	0.....	0.....	0.....	0.....	0.....	0.....	0.....	0.....	0.00	0.....	0.....
6. 2011.....	0.....	0.....	0.....	0.....	0.....	0.....	0.....	0.....	0.00	0.....	0.....
7. 2012.....	0.....	0.....	0.....	0.....	0.....	0.....	0.....	0.....	0.00	0.....	0.....
8. 2013.....	0.....	0.....	0.....	0.....	0.....	0.....	0.....	0.....	0.00	0.....	0.....
9. 2014.....	0.....	0.....	0.....	0.....	0.....	0.....	0.....	0.....	0.00	0.....	0.....
10. 2015.....	0.....	0.....	0.....	0.....	0.....	0.....	0.....	0.....	0.00	0.....	0.....
11. 2016.....	0.....	0.....	0.....	0.....	0.....	0.....	0.....	0.....	0.00	0.....	0.....
12. Totals.....	XXX.....	XXX.....	XXX.....	XXX.....	XXX.....	XXX.....	0.....	0.....	XXX.....	0.....	0.....

**SCHEDULE P - PART 11 - SPECIAL PROPERTY (FIRE, ALLIED LINES, INLAND MARINE,
EARTHQUAKE, BURGLARY AND THEFT)**
(\$000 omitted)

Years in Which Premiums Were Earned and Losses Were Incurred	Premiums Earned			Loss and Loss Expense Payments						10 Salvage and Subrogation Received	11 Total Net Paid (Cols. 4 - 5 + 6 - 7 + 8 - 9)	12 Number of Claims Reported- Direct and Assumed
	1 Direct and Assumed	2 Ceded	3 Net (Cols. 1 - 2)	Loss Payments		Defense and Cost Containment Payments		Adjusting and Other Payments				
				4 Direct and Assumed	5 Ceded	6 Direct and Assumed	7 Ceded	8 Direct and Assumed	9 Ceded			
1. Prior.....XXX.....XXX.....XXX.....5,0581,16317(415)0004,327XXX.....
2. 2015.....4,4054,40501,3321,33213139900XXX.....
3. 2016.....4,4224,42201,1661,166558800XXX.....
4. Totals....XXX.....XXX.....XXX.....7,5563,66135(397)171704,327XXX.....

	Losses Unpaid				Defense and Cost Containment Unpaid				Adjusting and Other Unpaid		23 Salvage and Subrogation Anticipated	24 Total Net Losses and Expenses Unpaid	25 Number of Claims Outstanding- Direct and Assumed
	Case Basis		Bulk + IBNR		Case Basis		Bulk + IBNR		21 Direct and Assumed	22 Ceded			
	13 Direct and Assumed	14 Ceded	15 Direct and Assumed	16 Ceded	17 Direct and Assumed	18 Ceded	19 Direct and Assumed	20 Ceded					
1. Prior.....1,8991,899760760207207767688000
2. 2015.....225050001155001
3. 2016.....6060122122114415150014
4. Totals..1,9611,961932932208208828228280015

	Total Losses and Loss Expenses Incurred			Loss and Loss Expense Percentage (Incurred/Premiums Earned)			Nontabular Discount		34 Inter-Company Pooling Participation Percentage	Net Balance Sheet Reserves after Discount	
	26 Direct and Assumed	27 Ceded	28 Net	29 Direct and Assumed	30 Ceded	31 Net	32 Loss	33 Loss Expense		35 Losses Unpaid	36 Loss Expenses Unpaid
1. Prior..XXX.....XXX.....XXX.....XXX.....XXX.....XXX.....00XXX.....00
2. 2015.1,4121,412032.032.00.0000.0000
3. 2016.1,3811,381031.231.20.0000.0000
4. TotalsXXX.....XXX.....XXX.....XXX.....XXX.....XXX.....00XXX.....00

SCHEDULE P - PART 1J - AUTO PHYSICAL DAMAGE

(\$000 omitted)

Years in Which Premiums Were Earned and Losses Were Incurred	Premiums Earned			Loss and Loss Expense Payments						10 Salvage and Subrogation Received	11 Total Net Paid (Cols. 4 - 5 + 6 - 7 + 8 - 9)	12 Number of Claims Reported-Direct and Assumed
	1 Direct and Assumed	2 Ceded	3 Net (Cols. 1 - 2)	Loss Payments		Defense and Cost Containment Payments		Adjusting and Other Payments				
				4 Direct and Assumed	5 Ceded	6 Direct and Assumed	7 Ceded	8 Direct and Assumed	9 Ceded			
1. Prior.....XXX.....XXX.....XXX.....(142)(266)2612660138XXX.....
2. 2015.....232,038232,0380125,119125,1194194192,2352,23500108,588
3. 2016.....247,916247,9160137,598137,5981921921,7501,75000109,579
4. Totals....XXX.....XXX.....XXX.....262,575262,4516386243,9923,9920138XXX.....

	Losses Unpaid				Defense and Cost Containment Unpaid				Adjusting and Other Unpaid		23 Salvage and Subrogation Anticipated	24 Total Net Losses and Expenses Unpaid	25 Number of Claims Outstanding-Direct and Assumed
	Case Basis		Bulk + IBNR		Case Basis		Bulk + IBNR		21 Direct and Assumed	22 Ceded			
	13 Direct and Assumed	14 Ceded	15 Direct and Assumed	16 Ceded	17 Direct and Assumed	18 Ceded	19 Direct and Assumed	20 Ceded					
1. Prior.....556556(133)(133)7766220050
2. 2015.....9898(405)(405)(1)(1)8839390012
3. 2016.....13,79013,790(11,918)(11,918)(159)(159)237237385385003,815
4. Totals....14,44414,444(12,456)(12,456)(153)(153)251251427427003,877

	Total Losses and Loss Expenses Incurred			Loss and Loss Expense Percentage (Incurred/Premiums Earned)			Nontabular Discount		34 Inter-Company Pooling Participation Percentage	Net Balance Sheet Reserves after Discount	
	26 Direct and Assumed	27 Ceded	28 Net	29 Direct and Assumed	30 Ceded	31 Net	32 Loss	33 Loss Expense		35 Losses Unpaid	36 Loss Expenses Unpaid
2. 2015..127,513127,513055.055.00.0000.0000
3. 2016..141,875141,875057.257.20.0000.0000
4. TotalsXXX.....XXX.....XXX.....XXX.....XXX.....XXX.....00XXX.....00

SCHEDULE P - PART 1K - FIDELITY/SURETY
(\$000 omitted)

Years in Which Premiums Were Earned and Losses Were Incurred	Premiums Earned			Loss and Loss Expense Payments						10 Salvage and Subrogation Received	11 Total Net Paid (Cols. 4 - 5 + 6 - 7 + 8 - 9)	12 Number of Claims Reported- Direct and Assumed
	1 Direct and Assumed	2 Ceded	3 Net (Cols. 1 - 2)	Loss Payments		Defense and Cost Containment Payments		Adjusting and Other Payments				
				4 Direct and Assumed	5 Ceded	6 Direct and Assumed	7 Ceded	8 Direct and Assumed	9 Ceded			
1. Prior.....XXX.....XXX.....XXX.....345.....(8).....0.....(39).....0.....0.....0.....393.....XXX.....
2. 2015.....0.....0.....0.....0.....0.....0.....0.....0.....0.....0.....0.....XXX.....
3. 2016.....0.....0.....0.....0.....0.....0.....0.....0.....0.....0.....0.....XXX.....
4. Totals....XXX.....XXX.....XXX.....345.....(8).....0.....(39).....0.....0.....0.....393.....XXX.....

	Losses Unpaid				Defense and Cost Containment Unpaid				Adjusting and Other Unpaid		23 Salvage and Subrogation Anticipated	24 Total Net Losses and Expenses Unpaid	25 Number of Claims Outstanding- Direct and Assumed
	Case Basis		Bulk + IBNR		Case Basis		Bulk + IBNR		21 Direct and Assumed	22 Ceded			
	13 Direct and Assumed	14 Ceded	15 Direct and Assumed	16 Ceded	17 Direct and Assumed	18 Ceded	19 Direct and Assumed	20 Ceded					
1. Prior.....207.....207.....74.....74.....23.....23.....8.....8.....0.....0.....0.....0.....0.....
2. 2015.....0.....0.....0.....0.....0.....0.....0.....0.....0.....0.....0.....0.....0.....
3. 2016.....0.....0.....0.....0.....0.....0.....0.....0.....0.....0.....0.....0.....0.....
4. Totals....207.....207.....74.....74.....23.....23.....8.....8.....0.....0.....0.....0.....0.....

	Total Losses and Loss Expenses Incurred			Loss and Loss Expense Percentage (Incurred/Premiums Earned)			Nontabular Discount		34 Inter-Company Pooling Participation Percentage	Net Balance Sheet Reserves after Discount	
	26 Direct and Assumed	27 Ceded	28 Net	29 Direct and Assumed	30 Ceded	31 Net	32 Loss	33 Loss Expense		35 Losses Unpaid	36 Loss Expenses Unpaid
1. Prior..XXX.....XXX.....XXX.....XXX.....XXX.....XXX.....0.....0.....XXX.....0.....0.....
2. 2015.0.....0.....0.....0.0.....0.0.....0.0.....0.....0.....0.00.....0.....0.....
3. 2016.0.....0.....0.....0.0.....0.0.....0.0.....0.....0.....0.00.....0.....0.....
4. TotalsXXX.....XXX.....XXX.....XXX.....XXX.....XXX.....0.....0.....XXX.....0.....0.....

Sch. P - Pt. 1L
NONE

Sch. P - Pt. 1M
NONE

SCHEDULE P - PART 1N - REINSURANCE
NONPROPORTIONAL ASSUMED PROPERTY (\$000 omitted)

Years in Which Premiums Were Earned and Losses Were Incurred	Premiums Earned			Loss and Loss Expense Payments						10 Salvage and Subrogation Received	11 Total Net Paid (Cols. 4 - 5 + 6 - 7 + 8 - 9)	12 Number of Claims Reported-Direct and Assumed
	1 Direct and Assumed	2 Ceded	3 Net (Cols. 1 - 2)	Loss Payments		Defense and Cost Containment Payments		Adjusting and Other Payments				
				4 Direct and Assumed	5 Ceded	6 Direct and Assumed	7 Ceded	8 Direct and Assumed	9 Ceded			
1. Prior.....	XXX.....	XXX.....	XXX.....	0.....	(14).....	0.....	(2).....	0.....	0.....	0.....	16.....	XXX.....
2. 2007.....	3.....	3.....	0.....	0.....	0.....	0.....	0.....	0.....	0.....	0.....	0.....	XXX.....
3. 2008.....	1.....	1.....	0.....	0.....	0.....	0.....	0.....	0.....	0.....	0.....	0.....	XXX.....
4. 2009.....	0.....	0.....	0.....	0.....	0.....	0.....	0.....	0.....	0.....	0.....	0.....	XXX.....
5. 2010.....	(5).....	(5).....	0.....	0.....	0.....	0.....	0.....	0.....	0.....	0.....	0.....	XXX.....
6. 2011.....	0.....	0.....	0.....	0.....	0.....	0.....	0.....	0.....	0.....	0.....	0.....	XXX.....
7. 2012.....	0.....	0.....	0.....	0.....	0.....	0.....	0.....	0.....	0.....	0.....	0.....	XXX.....
8. 2013.....	0.....	0.....	0.....	0.....	0.....	0.....	0.....	0.....	0.....	0.....	0.....	XXX.....
9. 2014.....	0.....	0.....	0.....	0.....	0.....	0.....	0.....	0.....	0.....	0.....	0.....	XXX.....
10. 2015.....	(1).....	(1).....	0.....	0.....	0.....	0.....	0.....	0.....	0.....	0.....	0.....	XXX.....
11. 2016.....	0.....	0.....	0.....	0.....	0.....	0.....	0.....	0.....	0.....	0.....	0.....	XXX.....
12. Totals.....	XXX.....	XXX.....	XXX.....	0.....	(14).....	0.....	(2).....	0.....	0.....	0.....	16.....	XXX.....

	Losses Unpaid				Defense and Cost Containment Unpaid				Adjusting and Other Unpaid		23 Salvage and Subrogation Anticipated	24 Total Net Losses and Expenses Unpaid	25 Number of Claims Outstanding-Direct and Assumed
	Case Basis		Bulk + IBNR		Case Basis		Bulk + IBNR		21 Direct and Assumed	22 Ceded			
	13 Direct and Assumed	14 Ceded	15 Direct and Assumed	16 Ceded	17 Direct and Assumed	18 Ceded	19 Direct and Assumed	20 Ceded					
1. Prior.....	14.....	14.....	5.....	5.....	2.....	2.....	1.....	1.....	0.....	0.....	0.....	0.....	XXX.....
2. 2007.....	0.....	0.....	0.....	0.....	0.....	0.....	0.....	0.....	0.....	0.....	0.....	0.....	XXX.....
3. 2008.....	0.....	0.....	0.....	0.....	0.....	0.....	0.....	0.....	0.....	0.....	0.....	0.....	XXX.....
4. 2009.....	0.....	0.....	0.....	0.....	0.....	0.....	0.....	0.....	0.....	0.....	0.....	0.....	XXX.....
5. 2010.....	0.....	0.....	0.....	0.....	0.....	0.....	0.....	0.....	0.....	0.....	0.....	0.....	XXX.....
6. 2011.....	0.....	0.....	0.....	0.....	0.....	0.....	0.....	0.....	0.....	0.....	0.....	0.....	XXX.....
7. 2012.....	0.....	0.....	0.....	0.....	0.....	0.....	0.....	0.....	0.....	0.....	0.....	0.....	XXX.....
8. 2013.....	0.....	0.....	0.....	0.....	0.....	0.....	0.....	0.....	0.....	0.....	0.....	0.....	XXX.....
9. 2014.....	0.....	0.....	0.....	0.....	0.....	0.....	0.....	0.....	0.....	0.....	0.....	0.....	XXX.....
10. 2015.....	0.....	0.....	0.....	0.....	0.....	0.....	0.....	0.....	0.....	0.....	0.....	0.....	XXX.....
11. 2016.....	0.....	0.....	0.....	0.....	0.....	0.....	0.....	0.....	0.....	0.....	0.....	0.....	XXX.....
12. Totals.....	14.....	14.....	5.....	5.....	2.....	2.....	1.....	1.....	0.....	0.....	0.....	0.....	XXX.....

	Total Losses and Loss Expenses Incurred			Loss and Loss Expense Percentage (Incurred/Premiums Earned)			Nontabular Discount		34 Inter-Company Pooling Participation Percentage	Net Balance Sheet Reserves after Discount	
	26 Direct and Assumed	27 Ceded	28 Net	29 Direct and Assumed	30 Ceded	31 Net	32 Loss	33 Loss Expense		35 Losses Unpaid	36 Loss Expenses Unpaid
1. Prior.....	XXX.....	XXX.....	XXX.....	XXX.....	XXX.....	XXX.....	0.....	0.....	XXX.....	0.....	0.....
2. 2007.....	0.....	0.....	0.....	0.0.....	0.0.....	0.0.....	0.....	0.....	0.00.....	0.....	0.....
3. 2008.....	0.....	0.....	0.....	0.0.....	0.0.....	0.0.....	0.....	0.....	0.00.....	0.....	0.....
4. 2009.....	0.....	0.....	0.....	0.0.....	0.0.....	0.0.....	0.....	0.....	0.00.....	0.....	0.....
5. 2010.....	0.....	0.....	0.....	0.0.....	0.0.....	0.0.....	0.....	0.....	0.00.....	0.....	0.....
6. 2011.....	0.....	0.....	0.....	0.0.....	0.0.....	0.0.....	0.....	0.....	0.00.....	0.....	0.....
7. 2012.....	0.....	0.....	0.....	0.0.....	0.0.....	0.0.....	0.....	0.....	0.00.....	0.....	0.....
8. 2013.....	0.....	0.....	0.....	0.0.....	0.0.....	0.0.....	0.....	0.....	0.00.....	0.....	0.....
9. 2014.....	0.....	0.....	0.....	0.0.....	0.0.....	0.0.....	0.....	0.....	0.00.....	0.....	0.....
10. 2015.....	0.....	0.....	0.....	0.0.....	0.0.....	0.0.....	0.....	0.....	0.00.....	0.....	0.....
11. 2016.....	0.....	0.....	0.....	0.0.....	0.0.....	0.0.....	0.....	0.....	0.00.....	0.....	0.....
12. Totals.....	XXX.....	XXX.....	XXX.....	XXX.....	XXX.....	XXX.....	0.....	0.....	XXX.....	0.....	0.....

SCHEDULE P - PART 10 - REINSURANCE
NONPROPORTIONAL ASSUMED LIABILITY (\$000 omitted)

Years in Which Premiums Were Earned and Losses Were Incurred	Premiums Earned			Loss and Loss Expense Payments						10 Salvage and Subrogation Received	11 Total Net Paid (Cols. 4 - 5 + 6 - 7 + 8 - 9)	12 Number of Claims Reported-Direct and Assumed
	1 Direct and Assumed	2 Ceded	3 Net (Cols. 1 - 2)	Loss Payments		Defense and Cost Containment Payments		Adjusting and Other Payments				
				4 Direct and Assumed	5 Ceded	6 Direct and Assumed	7 Ceded	8 Direct and Assumed	9 Ceded			
1. Prior.....	XXX.....	XXX.....	XXX.....	.5.....	(802).....	.0.....	(.88).....	.0.....	.0.....	.0.....	.894.....	XXX.....
2. 2007.....	.216.....	.216.....	.0.....	.0.....	.0.....	.0.....	.0.....	.0.....	.0.....	.0.....	.0.....	XXX.....
3. 2008.....	(.23).....	(.23).....	.0.....	.0.....	.0.....	.0.....	.0.....	.0.....	.0.....	.0.....	.0.....	XXX.....
4. 2009.....	.11.....	.11.....	.0.....	.0.....	.0.....	.0.....	.0.....	.0.....	.0.....	.0.....	.0.....	XXX.....
5. 2010.....	.15.....	.15.....	.0.....	.0.....	.0.....	.0.....	.0.....	.0.....	.0.....	.0.....	.0.....	XXX.....
6. 2011.....	.22.....	.22.....	.0.....	.0.....	.0.....	.0.....	.0.....	.0.....	.0.....	.0.....	.0.....	XXX.....
7. 2012.....	.11.....	.11.....	.0.....	.0.....	.0.....	.0.....	.0.....	.0.....	.0.....	.0.....	.0.....	XXX.....
8. 2013.....	.14.....	.14.....	.0.....	.0.....	.0.....	.0.....	.0.....	.0.....	.0.....	.0.....	.0.....	XXX.....
9. 2014.....	.7.....	.7.....	.0.....	.0.....	.0.....	.0.....	.0.....	.0.....	.0.....	.0.....	.0.....	XXX.....
10. 2015.....	.8.....	.8.....	.0.....	.0.....	.0.....	.0.....	.0.....	.0.....	.0.....	.0.....	.0.....	XXX.....
11. 2016.....	(.11).....	(.11).....	.0.....	.0.....	.0.....	.0.....	.0.....	.0.....	.0.....	.0.....	.0.....	XXX.....
12. Totals.....	XXX.....	XXX.....	XXX.....	.5.....	(802).....	.0.....	(.88).....	.0.....	.0.....	.0.....	.894.....	XXX.....

	Losses Unpaid				Defense and Cost Containment Unpaid				Adjusting and Other Unpaid		23 Salvage and Subrogation Anticipated	24 Total Net Losses and Expenses Unpaid	25 Number of Claims Outstanding-Direct and Assumed
	Case Basis		Bulk + IBNR		Case Basis		Bulk + IBNR		21 Direct and Assumed	22 Ceded			
	13 Direct and Assumed	14 Ceded	15 Direct and Assumed	16 Ceded	17 Direct and Assumed	18 Ceded	19 Direct and Assumed	20 Ceded					
1. Prior.....	.405.....	.405.....	.144.....	.144.....	.44.....	.44.....	.16.....	.16.....	.0.....	.0.....	.0.....	.0.....	XXX.....
2. 2007.....	.0.....	.0.....	.0.....	.0.....	.0.....	.0.....	.0.....	.0.....	.0.....	.0.....	.0.....	.0.....	XXX.....
3. 2008.....	.0.....	.0.....	.0.....	.0.....	.0.....	.0.....	.0.....	.0.....	.0.....	.0.....	.0.....	.0.....	XXX.....
4. 2009.....	.0.....	.0.....	.0.....	.0.....	.0.....	.0.....	.0.....	.0.....	.0.....	.0.....	.0.....	.0.....	XXX.....
5. 2010.....	.0.....	.0.....	.0.....	.0.....	.0.....	.0.....	.0.....	.0.....	.0.....	.0.....	.0.....	.0.....	XXX.....
6. 2011.....	.0.....	.0.....	.0.....	.0.....	.0.....	.0.....	.0.....	.0.....	.0.....	.0.....	.0.....	.0.....	XXX.....
7. 2012.....	.0.....	.0.....	.0.....	.0.....	.0.....	.0.....	.0.....	.0.....	.0.....	.0.....	.0.....	.0.....	XXX.....
8. 2013.....	.0.....	.0.....	.0.....	.0.....	.0.....	.0.....	.0.....	.0.....	.0.....	.0.....	.0.....	.0.....	XXX.....
9. 2014.....	.0.....	.0.....	.0.....	.0.....	.0.....	.0.....	.0.....	.0.....	.0.....	.0.....	.0.....	.0.....	XXX.....
10. 2015.....	.0.....	.0.....	.0.....	.0.....	.0.....	.0.....	.0.....	.0.....	.0.....	.0.....	.0.....	.0.....	XXX.....
11. 2016.....	.0.....	.0.....	.0.....	.0.....	.0.....	.0.....	.0.....	.0.....	.0.....	.0.....	.0.....	.0.....	XXX.....
12. Totals.....	.405.....	.405.....	.144.....	.144.....	.44.....	.44.....	.16.....	.16.....	.0.....	.0.....	.0.....	.0.....	XXX.....

	Total Losses and Loss Expenses Incurred			Loss and Loss Expense Percentage (Incurred/Premiums Earned)			Nontabular Discount		34 Inter-Company Pooling Participation Percentage	Net Balance Sheet Reserves after Discount	
	26 Direct and Assumed	27 Ceded	28 Net	29 Direct and Assumed	30 Ceded	31 Net	32 Loss	33 Loss Expense		35 Losses Unpaid	36 Loss Expenses Unpaid
1. Prior.....	XXX.....	XXX.....	XXX.....	XXX.....	XXX.....	XXX.....	.0.....	.0.....	XXX.....	.0.....	.0.....
2. 2007.....	.0.....	.0.....	.0.....	.0.....	.0.....	.0.....	.0.....	.0.....	.00.....	.0.....	.0.....
3. 2008.....	.0.....	.0.....	.0.....	.0.....	.0.....	.0.....	.0.....	.0.....	.00.....	.0.....	.0.....
4. 2009.....	.0.....	.0.....	.0.....	.0.....	.0.....	.0.....	.0.....	.0.....	.00.....	.0.....	.0.....
5. 2010.....	.0.....	.0.....	.0.....	.0.....	.0.....	.0.....	.0.....	.0.....	.00.....	.0.....	.0.....
6. 2011.....	.0.....	.0.....	.0.....	.0.....	.0.....	.0.....	.0.....	.0.....	.00.....	.0.....	.0.....
7. 2012.....	.0.....	.0.....	.0.....	.0.....	.0.....	.0.....	.0.....	.0.....	.00.....	.0.....	.0.....
8. 2013.....	.0.....	.0.....	.0.....	.0.....	.0.....	.0.....	.0.....	.0.....	.00.....	.0.....	.0.....
9. 2014.....	.0.....	.0.....	.0.....	.0.....	.0.....	.0.....	.0.....	.0.....	.00.....	.0.....	.0.....
10. 2015.....	.0.....	.0.....	.0.....	.0.....	.0.....	.0.....	.0.....	.0.....	.00.....	.0.....	.0.....
11. 2016.....	.0.....	.0.....	.0.....	.0.....	.0.....	.0.....	.0.....	.0.....	.00.....	.0.....	.0.....
12. Totals.....	XXX.....	XXX.....	XXX.....	XXX.....	XXX.....	XXX.....	.0.....	.0.....	XXX.....	.0.....	.0.....

**Sch. P - Pt. 1P
NONE**

**Sch. P - Pt. 1R - Sn. 1
NONE**

**Sch. P - Pt. 1R - Sn. 2
NONE**

**Sch. P - Pt. 1S
NONE**

**Sch. P - Pt. 1T
NONE**

SCHEDULE P - PART 2A - HOMEOWNERS/FARMOWNERS

Years in Which Losses Were Incurred	Incurred Net Losses and Defense and Cost Containment Expenses Reported at Year End (\$000 omitted)										Development	
	1	2	3	4	5	6	7	8	9	10	11	12
	2007	2008	2009	2010	2011	2012	2013	2014	2015	2016	One Year	Two Year
1. Prior.....	234	246	219	231	280	294	315	328	349	349	0	21
2. 2007.....	0	0	0	0	0	0	0	0	0	0	0	0
3. 2008.....	XXX	0	0	0	0	0	0	0	0	0	0	0
4. 2009.....	XXX	XXX	0	0	0	0	0	0	0	0	0	0
5. 2010.....	XXX	XXX	XXX	0	0	0	0	0	0	0	0	0
6. 2011.....	XXX	XXX	XXX	XXX	0	0	0	0	0	0	0	0
7. 2012.....	XXX	XXX	XXX	XXX	XXX	0	0	0	0	0	0	0
8. 2013.....	XXX	XXX	XXX	XXX	XXX	XXX	0	0	0	0	0	0
9. 2014.....	XXX	XXX	XXX	XXX	XXX	XXX	XXX	0	0	0	0	0
10. 2015.....	XXX	XXX	XXX	XXX	XXX	XXX	XXX	XXX	0	0	0	XXX
11. 2016.....	XXX	XXX	XXX	XXX	XXX	XXX	XXX	XXX	XXX	0	XXX	XXX
12. Totals											0	21

SCHEDULE P - PART 2B - PRIVATE PASSENGER AUTO LIABILITY/MEDICAL

1. Prior.....	1,213	1,464	1,722	1,866	2,015	2,640	2,567	2,369	2,456	2,456	0	87
2. 2007.....	0	0	0	0	0	0	0	0	0	0	0	0
3. 2008.....	XXX	0	0	0	0	0	0	0	0	0	0	0
4. 2009.....	XXX	XXX	0	0	0	0	0	0	0	0	0	0
5. 2010.....	XXX	XXX	XXX	0	0	0	0	0	0	0	0	0
6. 2011.....	XXX	XXX	XXX	XXX	0	0	0	0	0	0	0	0
7. 2012.....	XXX	XXX	XXX	XXX	XXX	0	0	0	0	0	0	0
8. 2013.....	XXX	XXX	XXX	XXX	XXX	XXX	0	0	0	0	0	0
9. 2014.....	XXX	XXX	XXX	XXX	XXX	XXX	XXX	0	0	0	0	0
10. 2015.....	XXX	XXX	XXX	XXX	XXX	XXX	XXX	XXX	0	0	0	XXX
11. 2016.....	XXX	XXX	XXX	XXX	XXX	XXX	XXX	XXX	XXX	0	XXX	XXX
12. Totals											0	87

SCHEDULE P - PART 2C - COMMERCIAL AUTO/TRUCK LIABILITY/MEDICAL

1. Prior.....	0	0	0	0	0	0	0	0	0	0	0	0
2. 2007.....	0	0	0	0	0	0	0	0	0	0	0	0
3. 2008.....	XXX	0	0	0	0	0	0	0	0	0	0	0
4. 2009.....	XXX	XXX	0	0	0	0	0	0	0	0	0	0
5. 2010.....	XXX	XXX	XXX	0	0	0	0	0	0	0	0	0
6. 2011.....	XXX	XXX	XXX	XXX	0	0	0	0	0	0	0	0
7. 2012.....	XXX	XXX	XXX	XXX	XXX	0	0	0	0	0	0	0
8. 2013.....	XXX	XXX	XXX	XXX	XXX	XXX	0	0	0	0	0	0
9. 2014.....	XXX	XXX	XXX	XXX	XXX	XXX	XXX	0	0	0	0	0
10. 2015.....	XXX	XXX	XXX	XXX	XXX	XXX	XXX	XXX	0	0	0	XXX
11. 2016.....	XXX	XXX	XXX	XXX	XXX	XXX	XXX	XXX	XXX	0	XXX	XXX
12. Totals											0	0

SCHEDULE P - PART 2D - WORKERS' COMPENSATION (EXCLUDING EXCESS WORKERS' COMPENSATION)

1. Prior.....	4,152	4,319	4,159	4,529	4,556	4,629	4,810	5,413	6,022	6,022	0	609
2. 2007.....	0	0	0	0	0	0	0	0	0	0	0	0
3. 2008.....	XXX	0	0	0	0	0	0	0	0	0	0	0
4. 2009.....	XXX	XXX	0	0	0	0	0	0	0	0	0	0
5. 2010.....	XXX	XXX	XXX	0	0	0	0	0	0	0	0	0
6. 2011.....	XXX	XXX	XXX	XXX	0	0	0	0	0	0	0	0
7. 2012.....	XXX	XXX	XXX	XXX	XXX	0	0	0	0	0	0	0
8. 2013.....	XXX	XXX	XXX	XXX	XXX	XXX	0	0	0	0	0	0
9. 2014.....	XXX	XXX	XXX	XXX	XXX	XXX	XXX	0	0	0	0	0
10. 2015.....	XXX	XXX	XXX	XXX	XXX	XXX	XXX	XXX	0	0	0	XXX
11. 2016.....	XXX	XXX	XXX	XXX	XXX	XXX	XXX	XXX	XXX	0	XXX	XXX
12. Totals											0	609

SCHEDULE P - PART 2E - COMMERCIAL MULTIPLE PERIL

1. Prior.....	1,492	1,616	1,846	2,052	2,456	2,632	2,822	3,068	3,332	3,332	0	265
2. 2007.....	0	0	0	0	0	0	0	0	0	0	0	0
3. 2008.....	XXX	0	0	0	0	0	0	0	0	0	0	0
4. 2009.....	XXX	XXX	0	0	0	0	0	0	0	0	0	0
5. 2010.....	XXX	XXX	XXX	0	0	0	0	0	0	0	0	0
6. 2011.....	XXX	XXX	XXX	XXX	0	0	0	0	0	0	0	0
7. 2012.....	XXX	XXX	XXX	XXX	XXX	0	0	0	0	0	0	0
8. 2013.....	XXX	XXX	XXX	XXX	XXX	XXX	0	0	0	0	0	0
9. 2014.....	XXX	XXX	XXX	XXX	XXX	XXX	XXX	0	0	0	0	0
10. 2015.....	XXX	XXX	XXX	XXX	XXX	XXX	XXX	XXX	0	0	0	XXX
11. 2016.....	XXX	XXX	XXX	XXX	XXX	XXX	XXX	XXX	XXX	0	XXX	XXX
12. Totals											0	265

SCHEDULE P - PART 2F - SECTION 1 - MEDICAL PROFESSIONAL LIABILITY - OCCURRENCE

Years in Which Losses Were Incurred	Incurred Net Losses and Defense and Cost Containment Expenses Reported at Year End (\$000 omitted)										Development	
	1	2	3	4	5	6	7	8	9	10	11	12
	2007	2008	2009	2010	2011	2012	2013	2014	2015	2016	One Year	Two Year
1. Prior	0	0	0	0	0	0	0	0	0	0	0	0
2. 2007	0	0	0	0	0	0	0	0	0	0	0	0
3. 2008	XXX	0	0	0	0	0	0	0	0	0	0	0
4. 2009	XXX	XXX	0	0	0	0	0	0	0	0	0	0
5. 2010	XXX	XXX	XXX	0	0	0	0	0	0	0	0	0
6. 2011	XXX	XXX	XXX	XXX	0	0	0	0	0	0	0	0
7. 2012	XXX	XXX	XXX	XXX	XXX	0	0	0	0	0	0	0
8. 2013	XXX	XXX	XXX	XXX	XXX	XXX	0	0	0	0	0	0
9. 2014	XXX	XXX	XXX	XXX	XXX	XXX	XXX	0	0	0	0	0
10. 2015	XXX	XXX	XXX	XXX	XXX	XXX	XXX	XXX	0	0	0	XXX
11. 2016	XXX	XXX	XXX	XXX	XXX	XXX	XXX	XXX	XXX	0	XXX	XXX
12. Totals											0	0

NONE

SCHEDULE P - PART 2F - SECTION 2 - MEDICAL PROFESSIONAL LIABILITY - CLAIMS-MADE

1. Prior	0	0	0	0	0	0	0	0	0	0	0	0
2. 2007	0	0	0	0	0	0	0	0	0	0	0	0
3. 2008	XXX	0	0	0	0	0	0	0	0	0	0	0
4. 2009	XXX	XXX	0	0	0	0	0	0	0	0	0	0
5. 2010	XXX	XXX	XXX	0	0	0	0	0	0	0	0	0
6. 2011	XXX	XXX	XXX	XXX	0	0	0	0	0	0	0	0
7. 2012	XXX	XXX	XXX	XXX	XXX	0	0	0	0	0	0	0
8. 2013	XXX	XXX	XXX	XXX	XXX	XXX	0	0	0	0	0	0
9. 2014	XXX	XXX	XXX	XXX	XXX	XXX	XXX	0	0	0	0	0
10. 2015	XXX	XXX	XXX	XXX	XXX	XXX	XXX	XXX	0	0	0	XXX
11. 2016	XXX	XXX	XXX	XXX	XXX	XXX	XXX	XXX	XXX	0	XXX	XXX
12. Totals											0	0

NONE

SCHEDULE P - PART 2G - SPECIAL LIABILITY (OCEAN MARINE, AIRCRAFT (ALL PERILS), BOILER & MACHINERY)

1. Prior	498	525	523	545	692	712	771	822	900	900	0	78
2. 2007	0	0	0	0	0	0	0	0	0	0	0	0
3. 2008	XXX	0	0	0	0	0	0	0	0	0	0	0
4. 2009	XXX	XXX	0	0	0	0	0	0	0	0	0	0
5. 2010	XXX	XXX	XXX	0	0	0	0	0	0	0	0	0
6. 2011	XXX	XXX	XXX	XXX	0	0	0	0	0	0	0	0
7. 2012	XXX	XXX	XXX	XXX	XXX	0	0	0	0	0	0	0
8. 2013	XXX	XXX	XXX	XXX	XXX	XXX	0	0	0	0	0	0
9. 2014	XXX	XXX	XXX	XXX	XXX	XXX	XXX	0	0	0	0	0
10. 2015	XXX	XXX	XXX	XXX	XXX	XXX	XXX	XXX	0	0	0	XXX
11. 2016	XXX	XXX	XXX	XXX	XXX	XXX	XXX	XXX	XXX	0	XXX	XXX
12. Totals											0	78

SCHEDULE P - PART 2H - SECTION 1 - OTHER LIABILITY - OCCURRENCE

1. Prior	85,168	85,846	91,036	89,649	91,847	99,444	102,768	101,550	100,240	100,240	0	(1,310)
2. 2007	0	0	0	0	0	0	0	0	0	0	0	0
3. 2008	XXX	0	0	0	0	0	0	0	0	0	0	0
4. 2009	XXX	XXX	0	0	0	0	0	0	0	0	0	0
5. 2010	XXX	XXX	XXX	0	0	0	0	0	0	0	0	0
6. 2011	XXX	XXX	XXX	XXX	0	0	0	0	0	0	0	0
7. 2012	XXX	XXX	XXX	XXX	XXX	0	0	0	0	0	0	0
8. 2013	XXX	XXX	XXX	XXX	XXX	XXX	0	0	0	0	0	0
9. 2014	XXX	XXX	XXX	XXX	XXX	XXX	XXX	0	0	0	0	0
10. 2015	XXX	XXX	XXX	XXX	XXX	XXX	XXX	XXX	0	0	0	XXX
11. 2016	XXX	XXX	XXX	XXX	XXX	XXX	XXX	XXX	XXX	0	XXX	XXX
12. Totals											0	(1,310)

SCHEDULE P - PART 2H - SECTION 2 - OTHER LIABILITY - CLAIMS-MADE

1. Prior	0	0	0	0	0	0	0	0	0	0	0	0
2. 2007	0	0	0	0	0	0	0	0	0	0	0	0
3. 2008	XXX	0	0	0	0	0	0	0	0	0	0	0
4. 2009	XXX	XXX	0	0	0	0	0	0	0	0	0	0
5. 2010	XXX	XXX	XXX	0	0	0	0	0	0	0	0	0
6. 2011	XXX	XXX	XXX	XXX	0	0	0	0	0	0	0	0
7. 2012	XXX	XXX	XXX	XXX	XXX	0	0	0	0	0	0	0
8. 2013	XXX	XXX	XXX	XXX	XXX	XXX	0	0	0	0	0	0
9. 2014	XXX	XXX	XXX	XXX	XXX	XXX	XXX	0	0	0	0	0
10. 2015	XXX	XXX	XXX	XXX	XXX	XXX	XXX	XXX	0	0	0	XXX
11. 2016	XXX	XXX	XXX	XXX	XXX	XXX	XXX	XXX	XXX	0	XXX	XXX
12. Totals											0	0

NONE

SCHEDULE P - PART 2I - SPECIAL PROPERTY (FIRE, ALLIED LINES, INLAND MARINE, EARTHQUAKE, BURGLARY AND THEFT)

Years in Which Losses Were Incurred	Incurred Net Losses and Defense and Cost Containment Expenses Reported at Year End (\$000 omitted)										Development	
	1	2	3	4	5	6	7	8	9	10	11	12
	2007	2008	2009	2010	2011	2012	2013	2014	2015	2016	One Year	Two Year
1. Prior.....	...XXX.....	...XXX.....	...XXX.....	...XXX.....	...XXX.....	...XXX.....	...XXX.....4,5105,1355,1350625
2. 2015.....	...XXX.....	...XXX.....	...XXX.....	...XXX.....	...XXX.....	...XXX.....	...XXX.....	...XXX.....000	...XXX.....
3. 2016.....	...XXX.....	...XXX.....	...XXX.....	...XXX.....	...XXX.....	...XXX.....	...XXX.....	...XXX.....	...XXX.....0	...XXX.....	...XXX.....
										4. Totals0625

SCHEDULE P - PART 2J - AUTO PHYSICAL DAMAGE

1. Prior.....	...XXX.....	...XXX.....	...XXX.....	...XXX.....	...XXX.....	...XXX.....	...XXX.....127160160034
2. 2015.....	...XXX.....	...XXX.....	...XXX.....	...XXX.....	...XXX.....	...XXX.....	...XXX.....	...XXX.....000	...XXX.....
3. 2016.....	...XXX.....	...XXX.....	...XXX.....	...XXX.....	...XXX.....	...XXX.....	...XXX.....	...XXX.....	...XXX.....0	...XXX.....	...XXX.....
										4. Totals034

SCHEDULE P - PART 2K - FIDELITY/SURETY

1. Prior.....	...XXX.....	...XXX.....	...XXX.....	...XXX.....	...XXX.....	...XXX.....	...XXX.....393453453060
2. 2015.....	...XXX.....	...XXX.....	...XXX.....	...XXX.....	...XXX.....	...XXX.....	...XXX.....	...XXX.....000	...XXX.....
3. 2016.....	...XXX.....	...XXX.....	...XXX.....	...XXX.....	...XXX.....	...XXX.....	...XXX.....	...XXX.....	...XXX.....0	...XXX.....	...XXX.....
										4. Totals060

SCHEDULE P - PART 2L - OTHER (INCLUDING CREDIT, ACCIDENT AND HEALTH)

1. Prior.....	...XXX.....	...XXX.....	...XXX.....	...XXX.....	...XXX.....	...XXX.....	...XXX.....00000
2. 2015.....	...XXX.....	...XXX.....	...XXX.....	...XXX.....	...XXX.....	...XXX.....	...XXX.....	...XXX.....000	...XXX.....
3. 2016.....	...XXX.....	...XXX.....	...XXX.....	...XXX.....	...XXX.....	...XXX.....	...XXX.....	...XXX.....	...XXX.....0	...XXX.....	...XXX.....
										4. Totals00

SCHEDULE P - PART 2M - INTERNATIONAL

1. Prior.....000000000000
2. 2007.....000000000000
3. 2008.....	...XXX.....00000000000
4. 2009.....	...XXX.....	...XXX.....0000000000
5. 2010.....	...XXX.....	...XXX.....	...XXX.....000000000
6. 2011.....	...XXX.....	...XXX.....	...XXX.....	...XXX.....	...XXX.....	...XXX.....	...XXX.....00000
7. 2012.....	...XXX.....	...XXX.....	...XXX.....	...XXX.....	...XXX.....	...XXX.....	...XXX.....00000
8. 2013.....	...XXX.....	...XXX.....	...XXX.....	...XXX.....	...XXX.....	...XXX.....	...XXX.....00000
9. 2014.....	...XXX.....	...XXX.....	...XXX.....	...XXX.....	...XXX.....	...XXX.....	...XXX.....00000
10. 2015.....	...XXX.....	...XXX.....	...XXX.....	...XXX.....	...XXX.....	...XXX.....	...XXX.....	...XXX.....000	...XXX.....
11. 2016.....	...XXX.....	...XXX.....	...XXX.....	...XXX.....	...XXX.....	...XXX.....	...XXX.....	...XXX.....	...XXX.....0	...XXX.....	...XXX.....
										12. Totals00

SCHEDULE P - PART 2N - REINSURANCE

NONPROPORTIONAL ASSUMED PROPERTY

Years in Which Losses Were Incurred	Incurred Net Losses and Defense and Cost Containment Expenses Reported at Year End (\$000 omitted)										Development	
	1	2	3	4	5	6	7	8	9	10	11	12
	2007	2008	2009	2010	2011	2012	2013	2014	2015	2016	One Year	Two Year
1. Prior.....	959	1,006	370	48	33	29	30	30	29	29	.0	(1)
2. 2007.....	0	0	0	0	0	0	0	0	0	0	0	0
3. 2008.....	XXX	0	0	0	0	0	0	0	0	0	0	0
4. 2009.....	XXX	XXX	0	0	0	0	0	0	0	0	0	0
5. 2010.....	XXX	XXX	XXX	0	0	0	0	0	0	0	0	0
6. 2011.....	XXX	XXX	XXX	XXX	0	0	0	0	0	0	0	0
7. 2012.....	XXX	XXX	XXX	XXX	XXX	0	0	0	0	0	0	0
8. 2013.....	XXX	XXX	XXX	XXX	XXX	XXX	0	0	0	0	0	0
9. 2014.....	XXX	XXX	XXX	XXX	XXX	XXX	XXX	0	0	0	0	0
10. 2015.....	XXX	XXX	XXX	XXX	XXX	XXX	XXX	XXX	0	0	0	XXX
11. 2016.....	XXX	XXX	XXX	XXX	XXX	XXX	XXX	XXX	XXX	0	XXX	XXX
12. Totals											0	(1)

SCHEDULE P - PART 2O - REINSURANCE

NONPROPORTIONAL ASSUMED LIABILITY

1. Prior.....	9,672	5,476	3,675	2,478	1,676	1,676	2,363	1,969	1,502	1,502	.0	(467)
2. 2007.....	0	0	0	0	0	0	0	0	0	0	0	0
3. 2008.....	XXX	0	0	0	0	0	0	0	0	0	0	0
4. 2009.....	XXX	XXX	0	0	0	0	0	0	0	0	0	0
5. 2010.....	XXX	XXX	XXX	0	0	0	0	0	0	0	0	0
6. 2011.....	XXX	XXX	XXX	XXX	0	0	0	0	0	0	0	0
7. 2012.....	XXX	XXX	XXX	XXX	XXX	0	0	0	0	0	0	0
8. 2013.....	XXX	XXX	XXX	XXX	XXX	XXX	0	0	0	0	0	0
9. 2014.....	XXX	XXX	XXX	XXX	XXX	XXX	XXX	0	0	0	0	0
10. 2015.....	XXX	XXX	XXX	XXX	XXX	XXX	XXX	XXX	0	0	0	XXX
11. 2016.....	XXX	XXX	XXX	XXX	XXX	XXX	XXX	XXX	XXX	0	XXX	XXX
12. Totals											0	(467)

SCHEDULE P - PART 2P - REINSURANCE

NONPROPORTIONAL ASSUMED FINANCIAL LINES

1. Prior.....	0	0	0	0	0	0	0	0	0	0	0	0
2. 2007.....	0	0	0	0	0	0	0	0	0	0	0	0
3. 2008.....	XXX	0	0	0	0	0	0	0	0	0	0	0
4. 2009.....	XXX	XXX	0	0	0	0	0	0	0	0	0	0
5. 2010.....	XXX	XXX	XXX	0	0	0	0	0	0	0	0	0
6. 2011.....	XXX	XXX	XXX	XXX	0	0	0	0	0	0	0	0
7. 2012.....	XXX	XXX	XXX	XXX	XXX	0	0	0	0	0	0	0
8. 2013.....	XXX	XXX	XXX	XXX	XXX	XXX	0	0	0	0	0	0
9. 2014.....	XXX	XXX	XXX	XXX	XXX	XXX	XXX	0	0	0	0	0
10. 2015.....	XXX	XXX	XXX	XXX	XXX	XXX	XXX	XXX	0	0	0	XXX
11. 2016.....	XXX	XXX	XXX	XXX	XXX	XXX	XXX	XXX	XXX	0	XXX	XXX
12. Totals											0	0

NONE

SCHEDULE P - PART 2R - SECTION 1 - PRODUCTS LIABILITY - OCCURRENCE

Years in Which Losses Were Incurred	Incurred Net Losses and Defense and Cost Containment Expenses Reported at Year End (\$000 omitted)										Development		
	1	2	3	4	5	6	7	8	9	10	11	12	
	2007	2008	2009	2010	2011	2012	2013	2014	2015	2016	One Year	Two Year	
1. Prior.....	0	0	0	0	0	0	0	0	0	0	0	0	
2. 2007.....	0	0	0	0	0	0	0	0	0	0	0	0	
3. 2008.....	XXX	0	0	0	0	0	0	0	0	0	0	0	
4. 2009.....	XXX	XXX	0	0	NONE	0	0	0	0	0	0	0	
5. 2010.....	XXX	XXX	XXX	0		0	0	0	0	0	0	0	0
6. 2011.....	XXX	XXX	XXX	XXX		0	0	0	0	0	0	0	0
7. 2012.....	XXX	XXX	XXX	XXX		XXX	0	0	0	0	0	0	0
8. 2013.....	XXX	XXX	XXX	XXX		XXX	XXX	0	0	0	0	0	0
9. 2014.....	XXX	XXX	XXX	XXX		XXX	XXX	XXX	0	0	0	0	0
10. 2015.....	XXX	XXX	XXX	XXX		XXX	XXX	XXX	XXX	0	0	0	XXX
11. 2016.....	XXX	XXX	XXX	XXX		XXX	XXX	XXX	XXX	XXX	0	XXX	XXX
12. Totals										0	0		

SCHEDULE P - PART 2R - SECTION 2 - PRODUCTS LIABILITY - CLAIMS-MADE

1. Prior.....	0	0	0	0	0	0	0	0	0	0	0	0	
2. 2007.....	0	0	0	0	0	0	0	0	0	0	0	0	
3. 2008.....	XXX	0	0	0	0	0	0	0	0	0	0	0	
4. 2009.....	XXX	XXX	0	0	0	0	0	0	0	0	0	0	
5. 2010.....	XXX	XXX	XXX	0	NONE	0	0	0	0	0	0	0	
6. 2011.....	XXX	XXX	XXX	XXX		0	0	0	0	0	0	0	0
7. 2012.....	XXX	XXX	XXX	XXX		XXX	0	0	0	0	0	0	0
8. 2013.....	XXX	XXX	XXX	XXX		XXX	XXX	0	0	0	0	0	0
9. 2014.....	XXX	XXX	XXX	XXX		XXX	XXX	XXX	0	0	0	0	0
10. 2015.....	XXX	XXX	XXX	XXX		XXX	XXX	XXX	XXX	0	0	0	XXX
11. 2016.....	XXX	XXX	XXX	XXX		XXX	XXX	XXX	XXX	XXX	0	XXX	XXX
12. Totals										0	0		

SCHEDULE P - PART 2S - FINANCIAL GUARANTY/MORTGAGE GUARANTY

1. Prior.....	XXX	XXX	XXX	XXX	XXX	XXX	0	0	0	0	0	0
2. 2015.....	XXX	XXX	XXX	XXX	XXX	XXX	XXX	0	0	0	0	XXX
3. 2016.....	XXX	XXX	XXX	XXX	XXX	XXX	XXX	XXX	XXX	0	XXX	XXX
4. Totals										0	0	

SCHEDULE P - PART 2T - WARRANTY

1. Prior.....	XXX	XXX	XXX	XXX	XXX	XXX	0	0	0	0	0	0
2. 2015.....	XXX	XXX	XXX	XXX	XXX	XXX	XXX	0	0	0	0	XXX
3. 2016.....	XXX	XXX	XXX	XXX	XXX	XXX	XXX	XXX	XXX	0	XXX	XXX
4. Totals										0	0	

SCHEDULE P - PART 3A - HOMEOWNERS/FARMOWNERS

Years in Which Losses Were Incurred	Cumulative Paid Net Losses and Defense and Cost Containment Expenses Reported at Year End (\$000 omitted)										11 Number of Claims Closed With Loss Payment	12 Number of Claims Closed Without Loss Payment
	1 2007	2 2008	3 2009	4 2010	5 2011	6 2012	7 2013	8 2014	9 2015	10 2016		
1. Prior.....	.000.....	17.....	51.....	83.....	127.....	145.....	162.....	180.....	196.....	349.....	20,667.....	6,994.....
2. 2007.....	0.....	0.....	0.....	0.....	0.....	0.....	0.....	0.....	0.....	0.....	7,040.....	2,355.....
3. 2008.....	XXX.....	0.....	0.....	0.....	0.....	0.....	0.....	0.....	0.....	0.....	10,446.....	3,215.....
4. 2009.....	XXX.....	XXX.....	0.....	0.....	0.....	0.....	0.....	0.....	0.....	0.....	9,673.....	3,149.....
5. 2010.....	XXX.....	XXX.....	XXX.....	0.....	0.....	0.....	0.....	0.....	0.....	0.....	10,802.....	3,203.....
6. 2011.....	XXX.....	XXX.....	XXX.....	XXX.....	0.....	0.....	0.....	0.....	0.....	0.....	18,462.....	6,065.....
7. 2012.....	XXX.....	XXX.....	XXX.....	XXX.....	XXX.....	0.....	0.....	0.....	0.....	0.....	15,794.....	4,901.....
8. 2013.....	XXX.....	XXX.....	XXX.....	XXX.....	XXX.....	XXX.....	0.....	0.....	0.....	0.....	9,224.....	3,229.....
9. 2014.....	XXX.....	XXX.....	XXX.....	XXX.....	XXX.....	XXX.....	XXX.....	0.....	0.....	0.....	10,866.....	3,973.....
10. 2015.....	XXX.....	XXX.....	XXX.....	XXX.....	XXX.....	XXX.....	XXX.....	XXX.....	0.....	0.....	10,195.....	3,376.....
11. 2016.....	XXX.....	XXX.....	XXX.....	XXX.....	XXX.....	XXX.....	XXX.....	XXX.....	XXX.....	0.....	7,636.....	2,905.....

SCHEDULE P - PART 3B - PRIVATE PASSENGER AUTO LIABILITY/MEDICAL

1. Prior.....	.000.....	218.....	453.....	680.....	824.....	921.....	991.....	1,131.....	1,248.....	2,456.....	55,904.....	16,784.....
2. 2007.....	0.....	0.....	0.....	0.....	0.....	0.....	0.....	0.....	0.....	0.....	27,494.....	8,716.....
3. 2008.....	XXX.....	0.....	0.....	0.....	0.....	0.....	0.....	0.....	0.....	0.....	27,304.....	8,814.....
4. 2009.....	XXX.....	XXX.....	0.....	0.....	0.....	0.....	0.....	0.....	0.....	0.....	27,992.....	9,383.....
5. 2010.....	XXX.....	XXX.....	XXX.....	0.....	0.....	0.....	0.....	0.....	0.....	0.....	29,074.....	10,620.....
6. 2011.....	XXX.....	XXX.....	XXX.....	XXX.....	0.....	0.....	0.....	0.....	0.....	0.....	29,715.....	11,485.....
7. 2012.....	XXX.....	XXX.....	XXX.....	XXX.....	XXX.....	0.....	0.....	0.....	0.....	0.....	30,001.....	11,089.....
8. 2013.....	XXX.....	XXX.....	XXX.....	XXX.....	XXX.....	XXX.....	0.....	0.....	0.....	0.....	30,318.....	12,083.....
9. 2014.....	XXX.....	XXX.....	XXX.....	XXX.....	XXX.....	XXX.....	XXX.....	0.....	0.....	0.....	30,864.....	12,464.....
10. 2015.....	XXX.....	XXX.....	XXX.....	XXX.....	XXX.....	XXX.....	XXX.....	XXX.....	0.....	0.....	32,632.....	12,755.....
11. 2016.....	XXX.....	XXX.....	XXX.....	XXX.....	XXX.....	XXX.....	XXX.....	XXX.....	XXX.....	0.....	24,610.....	11,252.....

SCHEDULE P - PART 3C - COMMERCIAL AUTO/TRUCK LIABILITY/MEDICAL

1. Prior.....	.000.....	0.....	0.....	0.....	0.....	0.....	0.....	0.....	0.....	0.....	0.....	0.....
2. 2007.....	0.....	0.....	0.....	0.....	0.....	0.....	0.....	0.....	0.....	0.....	0.....	0.....
3. 2008.....	XXX.....	0.....	0.....	0.....	0.....	0.....	0.....	0.....	0.....	0.....	0.....	0.....
4. 2009.....	XXX.....	XXX.....	0.....	0.....	0.....	0.....	0.....	0.....	0.....	0.....	0.....	0.....
5. 2010.....	XXX.....	XXX.....	XXX.....	0.....	0.....	0.....	0.....	0.....	0.....	0.....	0.....	0.....
6. 2011.....	XXX.....	XXX.....	XXX.....	XXX.....	0.....	0.....	0.....	0.....	0.....	0.....	0.....	0.....
7. 2012.....	XXX.....	XXX.....	XXX.....	XXX.....	XXX.....	0.....	0.....	0.....	0.....	0.....	0.....	0.....
8. 2013.....	XXX.....	XXX.....	XXX.....	XXX.....	XXX.....	XXX.....	0.....	0.....	0.....	0.....	0.....	0.....
9. 2014.....	XXX.....	XXX.....	XXX.....	XXX.....	XXX.....	XXX.....	XXX.....	0.....	0.....	0.....	0.....	0.....
10. 2015.....	XXX.....	XXX.....	XXX.....	XXX.....	XXX.....	XXX.....	XXX.....	XXX.....	0.....	0.....	0.....	0.....
11. 2016.....	XXX.....	XXX.....	XXX.....	XXX.....	XXX.....	XXX.....	XXX.....	XXX.....	XXX.....	0.....	0.....	0.....

NONE

**SCHEDULE P - PART 3D - WORKERS' COMPENSATION
(EXCLUDING EXCESS WORKERS' COMPENSATION)**

1. Prior.....	.000.....	246.....	724.....	1,018.....	1,227.....	1,413.....	1,656.....	2,559.....	2,913.....	6,022.....	1.....	0.....
2. 2007.....	0.....	0.....	0.....	0.....	0.....	0.....	0.....	0.....	0.....	0.....	0.....	0.....
3. 2008.....	XXX.....	0.....	0.....	0.....	0.....	0.....	0.....	0.....	0.....	0.....	0.....	1.....
4. 2009.....	XXX.....	XXX.....	0.....	0.....	0.....	0.....	0.....	0.....	0.....	0.....	0.....	0.....
5. 2010.....	XXX.....	XXX.....	XXX.....	0.....	0.....	0.....	0.....	0.....	0.....	0.....	0.....	1.....
6. 2011.....	XXX.....	XXX.....	XXX.....	XXX.....	0.....	0.....	0.....	0.....	0.....	0.....	0.....	0.....
7. 2012.....	XXX.....	XXX.....	XXX.....	XXX.....	XXX.....	0.....	0.....	0.....	0.....	0.....	0.....	0.....
8. 2013.....	XXX.....	XXX.....	XXX.....	XXX.....	XXX.....	XXX.....	0.....	0.....	0.....	0.....	0.....	0.....
9. 2014.....	XXX.....	XXX.....	XXX.....	XXX.....	XXX.....	XXX.....	XXX.....	0.....	0.....	0.....	0.....	0.....
10. 2015.....	XXX.....	XXX.....	XXX.....	XXX.....	XXX.....	XXX.....	XXX.....	XXX.....	0.....	0.....	0.....	0.....
11. 2016.....	XXX.....	XXX.....	XXX.....	XXX.....	XXX.....	XXX.....	XXX.....	XXX.....	XXX.....	0.....	0.....	0.....

SCHEDULE P - PART 3E - COMMERCIAL MULTIPLE PERIL

1. Prior.....	.000.....	294.....	645.....	939.....	1,254.....	1,528.....	1,649.....	1,800.....	1,983.....	3,332.....	0.....	0.....
2. 2007.....	0.....	0.....	0.....	0.....	0.....	0.....	0.....	0.....	0.....	0.....	0.....	0.....
3. 2008.....	XXX.....	0.....	0.....	0.....	0.....	0.....	0.....	0.....	0.....	0.....	0.....	0.....
4. 2009.....	XXX.....	XXX.....	0.....	0.....	0.....	0.....	0.....	0.....	0.....	0.....	0.....	0.....
5. 2010.....	XXX.....	XXX.....	XXX.....	0.....	0.....	0.....	0.....	0.....	0.....	0.....	0.....	0.....
6. 2011.....	XXX.....	XXX.....	XXX.....	XXX.....	0.....	0.....	0.....	0.....	0.....	0.....	0.....	0.....
7. 2012.....	XXX.....	XXX.....	XXX.....	XXX.....	XXX.....	0.....	0.....	0.....	0.....	0.....	0.....	0.....
8. 2013.....	XXX.....	XXX.....	XXX.....	XXX.....	XXX.....	XXX.....	0.....	0.....	0.....	0.....	0.....	0.....
9. 2014.....	XXX.....	XXX.....	XXX.....	XXX.....	XXX.....	XXX.....	XXX.....	0.....	0.....	0.....	0.....	0.....
10. 2015.....	XXX.....	XXX.....	XXX.....	XXX.....	XXX.....	XXX.....	XXX.....	XXX.....	0.....	0.....	0.....	0.....
11. 2016.....	XXX.....	XXX.....	XXX.....	XXX.....	XXX.....	XXX.....	XXX.....	XXX.....	XXX.....	0.....	0.....	0.....

SCHEDULE P - PART 3F - SECTION 1 - MEDICAL PROFESSIONAL LIABILITY - OCCURRENCE

Years in Which Losses Were Incurred	Cumulative Paid Net Losses and Defense and Cost Containment Expenses Reported at Year End (\$000 omitted)										11 Number of Claims Closed With Loss Payment	12 Number of Claims Closed Without Loss Payment	
	1 2007	2 2008	3 2009	4 2010	5 2011	6 2012	7 2013	8 2014	9 2015	10 2016			
1. Prior.....	.000.....	.0.....	.0.....	.0.....	.0.....	.0.....	.0.....	.0.....	.0.....	.0.....	.0.....	.0.....	.0.....
2. 2007.....	0.....	.0.....	.0.....	.0.....	.0.....	.0.....	.0.....	.0.....	.0.....	.0.....	.0.....	.0.....	.0.....
3. 2008.....	.XXX.....	.0.....	.0.....	.0.....	.0.....	.0.....	.0.....	.0.....	.0.....	.0.....	.0.....	.0.....	.0.....
4. 2009.....	.XXX.....	.XXX.....	.0.....	.0.....	.0.....	.0.....	.0.....	.0.....	.0.....	.0.....	.0.....	.0.....	.0.....
5. 2010.....	.XXX.....	.XXX.....	.XXX.....	.0.....	.0.....	.0.....	.0.....	.0.....	.0.....	.0.....	.0.....	.0.....	.0.....
6. 2011.....	.XXX.....	.XXX.....	.XXX.....	.XXX.....	.0.....	.0.....	.0.....	.0.....	.0.....	.0.....	.0.....	.0.....	.0.....
7. 2012.....	.XXX.....	.XXX.....	.XXX.....	.XXX.....	.XXX.....	.0.....	.0.....	.0.....	.0.....	.0.....	.0.....	.0.....	.0.....
8. 2013.....	.XXX.....	.XXX.....	.XXX.....	.XXX.....	.XXX.....	.XXX.....	.0.....	.0.....	.0.....	.0.....	.0.....	.0.....	.0.....
9. 2014.....	.XXX.....	.XXX.....	.XXX.....	.XXX.....	.XXX.....	.XXX.....	.XXX.....	.0.....	.0.....	.0.....	.0.....	.0.....	.0.....
10. 2015.....	.XXX.....	.XXX.....	.XXX.....	.XXX.....	.XXX.....	.XXX.....	.XXX.....	.XXX.....	.0.....	.0.....	.0.....	.0.....	.0.....
11. 2016.....	.XXX.....	.XXX.....	.XXX.....	.XXX.....	.XXX.....	.XXX.....	.XXX.....	.XXX.....	.XXX.....	.0.....	.0.....	.0.....	.0.....

NONE

SCHEDULE P - PART 3F - SECTION 2 - MEDICAL PROFESSIONAL LIABILITY - CLAIMS-MADE

1. Prior.....	.000.....	.0.....	.0.....	.0.....	.0.....	.0.....	.0.....	.0.....	.0.....	.0.....	.0.....	.0.....	.0.....
2. 2007.....	0.....	.0.....	.0.....	.0.....	.0.....	.0.....	.0.....	.0.....	.0.....	.0.....	.0.....	.0.....	.0.....
3. 2008.....	.XXX.....	.0.....	.0.....	.0.....	.0.....	.0.....	.0.....	.0.....	.0.....	.0.....	.0.....	.0.....	.0.....
4. 2009.....	.XXX.....	.XXX.....	.0.....	.0.....	.0.....	.0.....	.0.....	.0.....	.0.....	.0.....	.0.....	.0.....	.0.....
5. 2010.....	.XXX.....	.XXX.....	.XXX.....	.0.....	.0.....	.0.....	.0.....	.0.....	.0.....	.0.....	.0.....	.0.....	.0.....
6. 2011.....	.XXX.....	.XXX.....	.XXX.....	.XXX.....	.0.....	.0.....	.0.....	.0.....	.0.....	.0.....	.0.....	.0.....	.0.....
7. 2012.....	.XXX.....	.XXX.....	.XXX.....	.XXX.....	.XXX.....	.0.....	.0.....	.0.....	.0.....	.0.....	.0.....	.0.....	.0.....
8. 2013.....	.XXX.....	.XXX.....	.XXX.....	.XXX.....	.XXX.....	.XXX.....	.0.....	.0.....	.0.....	.0.....	.0.....	.0.....	.0.....
9. 2014.....	.XXX.....	.XXX.....	.XXX.....	.XXX.....	.XXX.....	.XXX.....	.XXX.....	.0.....	.0.....	.0.....	.0.....	.0.....	.0.....
10. 2015.....	.XXX.....	.XXX.....	.XXX.....	.XXX.....	.XXX.....	.XXX.....	.XXX.....	.XXX.....	.0.....	.0.....	.0.....	.0.....	.0.....
11. 2016.....	.XXX.....	.XXX.....	.XXX.....	.XXX.....	.XXX.....	.XXX.....	.XXX.....	.XXX.....	.XXX.....	.0.....	.0.....	.0.....	.0.....

NONE

SCHEDULE P - PART 3G - SPECIAL LIABILITY (OCEAN MARINE, AIRCRAFT (ALL PERILS), BOILER AND MACHINERY)

1. Prior.....	.000.....	.70.....	.114.....	.180.....	.267.....	.337.....	.372.....	.486.....	.537.....	.900.....	.XXX.....	.XXX.....
2. 2007.....	0.....	.0.....	.0.....	.0.....	.0.....	.0.....	.0.....	.0.....	.0.....	.0.....	.XXX.....	.XXX.....
3. 2008.....	.XXX.....	.0.....	.0.....	.0.....	.0.....	.0.....	.0.....	.0.....	.0.....	.0.....	.XXX.....	.XXX.....
4. 2009.....	.XXX.....	.XXX.....	.0.....	.0.....	.0.....	.0.....	.0.....	.0.....	.0.....	.0.....	.XXX.....	.XXX.....
5. 2010.....	.XXX.....	.XXX.....	.XXX.....	.0.....	.0.....	.0.....	.0.....	.0.....	.0.....	.0.....	.XXX.....	.XXX.....
6. 2011.....	.XXX.....	.XXX.....	.XXX.....	.XXX.....	.0.....	.0.....	.0.....	.0.....	.0.....	.0.....	.XXX.....	.XXX.....
7. 2012.....	.XXX.....	.XXX.....	.XXX.....	.XXX.....	.XXX.....	.0.....	.0.....	.0.....	.0.....	.0.....	.XXX.....	.XXX.....
8. 2013.....	.XXX.....	.XXX.....	.XXX.....	.XXX.....	.XXX.....	.XXX.....	.0.....	.0.....	.0.....	.0.....	.XXX.....	.XXX.....
9. 2014.....	.XXX.....	.XXX.....	.XXX.....	.XXX.....	.XXX.....	.XXX.....	.XXX.....	.0.....	.0.....	.0.....	.XXX.....	.XXX.....
10. 2015.....	.XXX.....	.XXX.....	.XXX.....	.XXX.....	.XXX.....	.XXX.....	.XXX.....	.XXX.....	.0.....	.0.....	.XXX.....	.XXX.....
11. 2016.....	.XXX.....	.XXX.....	.XXX.....	.XXX.....	.XXX.....	.XXX.....	.XXX.....	.XXX.....	.XXX.....	.0.....	.XXX.....	.XXX.....

SCHEDULE P - PART 3H - SECTION 1 - OTHER LIABILITY - OCCURRENCE

1. Prior.....	.000.....	.8,252.....	.20,322.....	.23,369.....	.32,243.....	.39,915.....	.48,235.....	.50,526.....	.59,990.....	.100,240.....	.1.....	.0.....
2. 2007.....	0.....	.0.....	.0.....	.0.....	.0.....	.0.....	.0.....	.0.....	.0.....	.0.....	.1.....	.0.....
3. 2008.....	.XXX.....	.0.....	.0.....	.0.....	.0.....	.0.....	.0.....	.0.....	.0.....	.0.....	.0.....	.2.....
4. 2009.....	.XXX.....	.XXX.....	.0.....	.0.....	.0.....	.0.....	.0.....	.0.....	.0.....	.0.....	.0.....	.1.....
5. 2010.....	.XXX.....	.XXX.....	.XXX.....	.0.....	.0.....	.0.....	.0.....	.0.....	.0.....	.0.....	.2.....	.0.....
6. 2011.....	.XXX.....	.XXX.....	.XXX.....	.XXX.....	.0.....	.0.....	.0.....	.0.....	.0.....	.0.....	.0.....	.0.....
7. 2012.....	.XXX.....	.XXX.....	.XXX.....	.XXX.....	.XXX.....	.0.....	.0.....	.0.....	.0.....	.0.....	.1.....	.0.....
8. 2013.....	.XXX.....	.XXX.....	.XXX.....	.XXX.....	.XXX.....	.XXX.....	.0.....	.0.....	.0.....	.0.....	.0.....	.2.....
9. 2014.....	.XXX.....	.XXX.....	.XXX.....	.XXX.....	.XXX.....	.XXX.....	.XXX.....	.0.....	.0.....	.0.....	.0.....	.1.....
10. 2015.....	.XXX.....	.XXX.....	.XXX.....	.XXX.....	.XXX.....	.XXX.....	.XXX.....	.XXX.....	.0.....	.0.....	.0.....	.4.....
11. 2016.....	.XXX.....	.XXX.....	.XXX.....	.XXX.....	.XXX.....	.XXX.....	.XXX.....	.XXX.....	.XXX.....	.0.....	.0.....	.0.....

SCHEDULE P - PART 3H - SECTION 2 - OTHER LIABILITY - CLAIMS-MADE

1. Prior.....	.000.....	.0.....	.0.....	.0.....	.0.....	.0.....	.0.....	.0.....	.0.....	.0.....	.0.....	.0.....
2. 2007.....	0.....	.0.....	.0.....	.0.....	.0.....	.0.....	.0.....	.0.....	.0.....	.0.....	.0.....	.0.....
3. 2008.....	.XXX.....	.0.....	.0.....	.0.....	.0.....	.0.....	.0.....	.0.....	.0.....	.0.....	.0.....	.0.....
4. 2009.....	.XXX.....	.XXX.....	.0.....	.0.....	.0.....	.0.....	.0.....	.0.....	.0.....	.0.....	.0.....	.0.....
5. 2010.....	.XXX.....	.XXX.....	.XXX.....	.0.....	.0.....	.0.....	.0.....	.0.....	.0.....	.0.....	.0.....	.0.....
6. 2011.....	.XXX.....	.XXX.....	.XXX.....	.XXX.....	.0.....	.0.....	.0.....	.0.....	.0.....	.0.....	.0.....	.0.....
7. 2012.....	.XXX.....	.XXX.....	.XXX.....	.XXX.....	.XXX.....	.0.....	.0.....	.0.....	.0.....	.0.....	.0.....	.0.....
8. 2013.....	.XXX.....	.XXX.....	.XXX.....	.XXX.....	.XXX.....	.XXX.....	.0.....	.0.....	.0.....	.0.....	.0.....	.0.....
9. 2014.....	.XXX.....	.XXX.....	.XXX.....	.XXX.....	.XXX.....	.XXX.....	.XXX.....	.0.....	.0.....	.0.....	.0.....	.0.....
10. 2015.....	.XXX.....	.XXX.....	.XXX.....	.XXX.....	.XXX.....	.XXX.....	.XXX.....	.XXX.....	.0.....	.0.....	.0.....	.0.....
11. 2016.....	.XXX.....	.XXX.....	.XXX.....	.XXX.....	.XXX.....	.XXX.....	.XXX.....	.XXX.....	.XXX.....	.0.....	.0.....	.0.....

NONE

SCHEDULE P - PART 3I - SPECIAL PROPERTY (FIRE, ALLIED LINES, INLAND MARINE, EARTHQUAKE, BURGLARY AND THEFT)

Years in Which Losses Were Incurred	Cumulative Paid Net Losses and Defense and Containment Expenses Reported at Year End (\$000 omitted)										11 Number of Claims Closed With Loss Payment	12 Number of Claims Closed Without Loss Payment
	1 2007	2 2008	3 2009	4 2010	5 2011	6 2012	7 2013	8 2014	9 2015	10 2016		
1. Prior.....	XXX	XXX	XXX	XXX	XXX	XXX	XXX	000	808	5,135	XXX	XXX
2. 2015.....	XXX	XXX	XXX	XXX	XXX	XXX	XXX	XXX	0	0	XXX	XXX
3. 2016.....	XXX	XXX	XXX	XXX	XXX	XXX	XXX	XXX	XXX	0	XXX	XXX

SCHEDULE P - PART 3J - AUTO PHYSICAL DAMAGE

1. Prior.....	XXX	XXX	XXX	XXX	XXX	XXX	XXX	000	22	160	312,184	51,200
2. 2015.....	XXX	XXX	XXX	XXX	XXX	XXX	XXX	XXX	0	0	93,258	15,318
3. 2016.....	XXX	XXX	XXX	XXX	XXX	XXX	XXX	XXX	XXX	0	90,934	14,830

SCHEDULE P - PART 3K - FIDELITY/SURETY

1. Prior.....	XXX	XXX	XXX	XXX	XXX	XXX	XXX	000	60	453	XXX	XXX
2. 2015.....	XXX	XXX	XXX	XXX	XXX	XXX	XXX	XXX	0	0	XXX	XXX
3. 2016.....	XXX	XXX	XXX	XXX	XXX	XXX	XXX	XXX	XXX	0	XXX	XXX

SCHEDULE P - PART 3L - OTHER (INCLUDING CREDIT, ACCIDENT AND HEALTH)

1. Prior.....	XXX	XXX	XXX	XXX	XXX	XXX	XXX	000	0	0	XXX	XXX
2. 2015.....	XXX	XXX	XXX	XXX	XXX	XXX	XXX	XXX	0	0	XXX	XXX
3. 2016.....	XXX	XXX	XXX	XXX	XXX	XXX	XXX	XXX	XXX	0	XXX	XXX

SCHEDULE P - PART 3M - INTERNATIONAL

1. Prior.....	000	0	0	0	0	0	0	0	0	0	XXX	XXX
2. 2007.....	0	0	0	0	0	0	0	0	0	0	XXX	XXX
3. 2008.....	XXX	0	0	0	0	0	0	0	0	0	XXX	XXX
4. 2009.....	XXX	XXX	0	0	0	0	0	0	0	0	XXX	XXX
5. 2010.....	XXX	XXX	XXX	0	0	0	0	0	0	0	XXX	XXX
6. 2011.....	XXX	XXX	XXX	XXX	0	0	0	0	0	0	XXX	XXX
7. 2012.....	XXX	XXX	XXX	XXX	XXX	0	0	0	0	0	XXX	XXX
8. 2013.....	XXX	XXX	XXX	XXX	XXX	XXX	0	0	0	0	XXX	XXX
9. 2014.....	XXX	XXX	XXX	XXX	XXX	XXX	XXX	0	0	0	XXX	XXX
10. 2015.....	XXX	XXX	XXX	XXX	XXX	XXX	XXX	XXX	0	0	XXX	XXX
11. 2016.....	XXX	XXX	XXX	XXX	XXX	XXX	XXX	XXX	XXX	0	XXX	XXX

SCHEDULE P - PART 3N - REINSURANCE

NONPROPORTIONAL ASSUMED PROPERTY

Years in Which Losses Were Incurred	Cumulative Paid Net Losses and Defense and Cost Containment Expenses Reported at Year End (\$000 omitted)										11 Number of Claims Closed With Loss Payment	12 Number of Claims Closed Without Loss Payment
	1 2007	2 2008	3 2009	4 2010	5 2011	6 2012	7 2013	8 2014	9 2015	10 2016		
1. Prior.....	.000.....(0)7771313131329	XXX.....	XXX.....
2. 2007.....0000000000	XXX.....	XXX.....
3. 2008.....	XXX.....000000000	XXX.....	XXX.....
4. 2009.....	XXX.....	XXX.....00000000	XXX.....	XXX.....
5. 2010.....	XXX.....	XXX.....	XXX.....0000000	XXX.....	XXX.....
6. 2011.....	XXX.....	XXX.....	XXX.....	XXX.....000000	XXX.....	XXX.....
7. 2012.....	XXX.....	XXX.....	XXX.....	XXX.....	XXX.....00000	XXX.....	XXX.....
8. 2013.....	XXX.....	XXX.....	XXX.....	XXX.....	XXX.....	XXX.....0000	XXX.....	XXX.....
9. 2014.....	XXX.....	XXX.....	XXX.....	XXX.....	XXX.....	XXX.....	XXX.....000	XXX.....	XXX.....
10. 2015.....	XXX.....	XXX.....	XXX.....	XXX.....	XXX.....	XXX.....	XXX.....	XXX.....00	XXX.....	XXX.....
11. 2016.....	XXX.....	XXX.....	XXX.....	XXX.....	XXX.....	XXX.....	XXX.....	XXX.....	XXX.....0	XXX.....	XXX.....

SCHEDULE P - PART 3O - REINSURANCE

NONPROPORTIONAL ASSUMED LIABILITY

1. Prior.....	.000.....991001642014665455946081,502	XXX.....	XXX.....
2. 2007.....0000000000	XXX.....	XXX.....
3. 2008.....	XXX.....000000000	XXX.....	XXX.....
4. 2009.....	XXX.....	XXX.....00000000	XXX.....	XXX.....
5. 2010.....	XXX.....	XXX.....	XXX.....0000000	XXX.....	XXX.....
6. 2011.....	XXX.....	XXX.....	XXX.....	XXX.....000000	XXX.....	XXX.....
7. 2012.....	XXX.....	XXX.....	XXX.....	XXX.....	XXX.....00000	XXX.....	XXX.....
8. 2013.....	XXX.....	XXX.....	XXX.....	XXX.....	XXX.....	XXX.....0000	XXX.....	XXX.....
9. 2014.....	XXX.....	XXX.....	XXX.....	XXX.....	XXX.....	XXX.....	XXX.....000	XXX.....	XXX.....
10. 2015.....	XXX.....	XXX.....	XXX.....	XXX.....	XXX.....	XXX.....	XXX.....	XXX.....00	XXX.....	XXX.....
11. 2016.....	XXX.....	XXX.....	XXX.....	XXX.....	XXX.....	XXX.....	XXX.....	XXX.....	XXX.....0	XXX.....	XXX.....

SCHEDULE P - PART 3P - REINSURANCE

NONPROPORTIONAL ASSUMED FINANCIAL LINES

1. Prior.....	.000.....000000000	XXX.....	XXX.....
2. 2007.....0000000000	XXX.....	XXX.....
3. 2008.....	XXX.....000000000	XXX.....	XXX.....
4. 2009.....	XXX.....	XXX.....00000000	XXX.....	XXX.....
5. 2010.....	XXX.....	XXX.....	XXX.....0000000	XXX.....	XXX.....
6. 2011.....	XXX.....	XXX.....	XXX.....	XXX.....000000	XXX.....	XXX.....
7. 2012.....	XXX.....	XXX.....	XXX.....	XXX.....	XXX.....00000	XXX.....	XXX.....
8. 2013.....	XXX.....	XXX.....	XXX.....	XXX.....	XXX.....	XXX.....0000	XXX.....	XXX.....
9. 2014.....	XXX.....	XXX.....	XXX.....	XXX.....	XXX.....	XXX.....	XXX.....000	XXX.....	XXX.....
10. 2015.....	XXX.....	XXX.....	XXX.....	XXX.....	XXX.....	XXX.....	XXX.....	XXX.....00	XXX.....	XXX.....
11. 2016.....	XXX.....	XXX.....	XXX.....	XXX.....	XXX.....	XXX.....	XXX.....	XXX.....	XXX.....0	XXX.....	XXX.....

NONE

SCHEDULE P - PART 3R-SECTION 1 - PRODUCTS LIABILITY - OCCURRENCE

Years in Which Losses Were Incurred	Cumulative Paid Net Losses and Defense and Cost Containment Expenses Reported at Year End (\$000 omitted)										11 Number of Claims Closed With Loss Payment	12 Number of Claims Closed Without Loss Payment			
	1 2007	2 2008	3 2009	4 2010	5 2011	6 2012	7 2013	8 2014	9 2015	10 2016					
1. Prior.....	000.....	0.....	0.....	0.....	0.....	0.....	0.....	0.....	0.....	0.....	0.....	0.....	0.....		
2. 2007.....	0.....	0.....	0.....	0.....	0.....	0.....	0.....	0.....	0.....	0.....	0.....	0.....	0.....		
3. 2008.....	XXX.....	0.....	0.....	0.....	NONE			0.....	0.....	0.....	0.....	0.....	0.....		
4. 2009.....	XXX.....	XXX.....	0.....	0.....				0.....	0.....	0.....	0.....	0.....	0.....	0.....	0.....
5. 2010.....	XXX.....	XXX.....	XXX.....	0.....				0.....	0.....	0.....	0.....	0.....	0.....	0.....	0.....
6. 2011.....	XXX.....	XXX.....	XXX.....	XXX.....				0.....	0.....	0.....	0.....	0.....	0.....	0.....	0.....
7. 2012.....	XXX.....	XXX.....	XXX.....	XXX.....				XXX.....	0.....	0.....	0.....	0.....	0.....	0.....	0.....
8. 2013.....	XXX.....	XXX.....	XXX.....	XXX.....				XXX.....	XXX.....	0.....	0.....	0.....	0.....	0.....	0.....
9. 2014.....	XXX.....	XXX.....	XXX.....	XXX.....				XXX.....	XXX.....	XXX.....	0.....	0.....	0.....	0.....	0.....
10. 2015.....	XXX.....	XXX.....	XXX.....	XXX.....				XXX.....	XXX.....	XXX.....	XXX.....	0.....	0.....	0.....	0.....
11. 2016.....	XXX.....	XXX.....	XXX.....	XXX.....				XXX.....	XXX.....	XXX.....	XXX.....	XXX.....	0.....	0.....	0.....

SCHEDULE P - PART 3R-SECTION 2 - PRODUCTS LIABILITY- CLAIMS-MADE

1. Prior.....	000.....	0.....	0.....	0.....	0.....	0.....	0.....	0.....	0.....	0.....	0.....	0.....	0.....		
2. 2007.....	0.....	0.....	0.....	0.....	0.....	0.....	0.....	0.....	0.....	0.....	0.....	0.....	0.....		
3. 2008.....	XXX.....	0.....	0.....	0.....	NONE			0.....	0.....	0.....	0.....	0.....			
4. 2009.....	XXX.....	XXX.....	0.....	0.....				0.....	0.....	0.....	0.....	0.....	0.....	0.....	0.....
5. 2010.....	XXX.....	XXX.....	XXX.....	0.....				0.....	0.....	0.....	0.....	0.....	0.....	0.....	0.....
6. 2011.....	XXX.....	XXX.....	XXX.....	XXX.....				0.....	0.....	0.....	0.....	0.....	0.....	0.....	0.....
7. 2012.....	XXX.....	XXX.....	XXX.....	XXX.....				XXX.....	0.....	0.....	0.....	0.....	0.....	0.....	0.....
8. 2013.....	XXX.....	XXX.....	XXX.....	XXX.....				XXX.....	XXX.....	0.....	0.....	0.....	0.....	0.....	0.....
9. 2014.....	XXX.....	XXX.....	XXX.....	XXX.....				XXX.....	XXX.....	XXX.....	0.....	0.....	0.....	0.....	0.....
10. 2015.....	XXX.....	XXX.....	XXX.....	XXX.....				XXX.....	XXX.....	XXX.....	XXX.....	0.....	0.....	0.....	0.....
11. 2016.....	XXX.....	XXX.....	XXX.....	XXX.....				XXX.....	XXX.....	XXX.....	XXX.....	XXX.....	0.....	0.....	0.....

SCHEDULE P - PART 3S - FINANCIAL GUARANTY/MORTGAGE GUARANTY

1. Prior.....	XXX.....	XXX.....	XXX.....	XXX.....	XXX.....	XXX.....	XXX.....	000.....	0.....	0.....	XXX.....	XXX.....
2. 2015.....	XXX.....	XXX.....	XXX.....	XXX.....	XXX.....	XXX.....	XXX.....	XXX.....	0.....	0.....	XXX.....	XXX.....
3. 2016.....	XXX.....	XXX.....	XXX.....	XXX.....	XXX.....	XXX.....	XXX.....	XXX.....	XXX.....	0.....	XXX.....	XXX.....

SCHEDULE P - PART 3T - WARRANTY

1. Prior.....	XXX.....	XXX.....	XXX.....	XXX.....	XXX.....	XXX.....	XXX.....	000.....	0.....	0.....	0.....	0.....
2. 2015.....	XXX.....	XXX.....	XXX.....	XXX.....	XXX.....	XXX.....	XXX.....	XXX.....	0.....	0.....	0.....	0.....
3. 2016.....	XXX.....	XXX.....	XXX.....	XXX.....	XXX.....	XXX.....	XXX.....	XXX.....	XXX.....	0.....	0.....	0.....

SCHEDULE P - PART 4A - HOMEOWNERS/FARMOWNERS

Bulk and IBNR Reserves on Net Losses and Defense and Cost Containment Expenses Reported at Year End (\$000 omitted)

Years in Which Losses Were Incurred	1	2	3	4	5	6	7	8	9	10
	2007	2008	2009	2010	2011	2012	2013	2014	2015	2016
1. Prior.....	.39	.17	.6	.0	.0	.0	.0	.0	.0	.0
2. 2007.....	.0	.0	.0	.0	.0	.0	.0	.0	.0	.0
3. 2008.....	XXX	.0	.0	.0	.0	.0	.0	.0	.0	.0
4. 2009.....	XXX	XXX	.0	.0	.0	.0	.0	.0	.0	.0
5. 2010.....	XXX	XXX	XXX	.0	.0	.0	.0	.0	.0	.0
6. 2011.....	XXX	XXX	XXX	XXX	.0	.0	.0	.0	.0	.0
7. 2012.....	XXX	XXX	XXX	XXX	XXX	.0	.0	.0	.0	.0
8. 2013.....	XXX	XXX	XXX	XXX	XXX	XXX	.0	.0	.0	.0
9. 2014.....	XXX	XXX	XXX	XXX	XXX	XXX	XXX	.0	.0	.0
10. 2015.....	XXX	XXX	XXX	XXX	XXX	XXX	XXX	XXX	.0	.0
11. 2016.....	XXX	XXX	XXX	XXX	XXX	XXX	XXX	XXX	XXX	.0

SCHEDULE P - PART 4B - PRIVATE PASSENGER AUTO LIABILITY/MEDICAL

1. Prior.....	.250	.0	.0	.0	.0	.0	.0	.0	.0	.0
2. 2007.....	.0	.0	.0	.0	.0	.0	.0	.0	.0	.0
3. 2008.....	XXX	.0	.0	.0	.0	.0	.0	.0	.0	.0
4. 2009.....	XXX	XXX	.0	.0	.0	.0	.0	.0	.0	.0
5. 2010.....	XXX	XXX	XXX	.0	.0	.0	.0	.0	.0	.0
6. 2011.....	XXX	XXX	XXX	XXX	.0	.0	.0	.0	.0	.0
7. 2012.....	XXX	XXX	XXX	XXX	XXX	.0	.0	.0	.0	.0
8. 2013.....	XXX	XXX	XXX	XXX	XXX	XXX	.0	.0	.0	.0
9. 2014.....	XXX	XXX	XXX	XXX	XXX	XXX	XXX	.0	.0	.0
10. 2015.....	XXX	XXX	XXX	XXX	XXX	XXX	XXX	XXX	.0	.0
11. 2016.....	XXX	XXX	XXX	XXX	XXX	XXX	XXX	XXX	XXX	.0

SCHEDULE P - PART 4C - COMMERCIAL AUTO/TRUCK LIABILITY/MEDICAL

1. Prior.....	.0	.0	.0	.0	.0	.0	.0	.0	.0	.0
2. 2007.....	.0	.0	.0	.0	.0	.0	.0	.0	.0	.0
3. 2008.....	XXX	.0	.0	.0	.0	.0	.0	.0	.0	.0
4. 2009.....	XXX	XXX	.0	.0	.0	.0	.0	.0	.0	.0
5. 2010.....	XXX	XXX	XXX	.0	.0	.0	.0	.0	.0	.0
6. 2011.....	XXX	XXX	XXX	XXX	.0	.0	.0	.0	.0	.0
7. 2012.....	XXX	XXX	XXX	XXX	XXX	.0	.0	.0	.0	.0
8. 2013.....	XXX	XXX	XXX	XXX	XXX	XXX	.0	.0	.0	.0
9. 2014.....	XXX	XXX	XXX	XXX	XXX	XXX	XXX	.0	.0	.0
10. 2015.....	XXX	XXX	XXX	XXX	XXX	XXX	XXX	XXX	.0	.0
11. 2016.....	XXX	XXX	XXX	XXX	XXX	XXX	XXX	XXX	XXX	.0

NONE

**SCHEDULE P - PART 4D - WORKERS' COMPENSATION
(EXCLUDING EXCESS WORKERS' COMPENSATION)**

1. Prior.....	.813	.446	.149	.0	.0	.0	.0	.0	.0	.0
2. 2007.....	.0	.0	.0	.0	.0	.0	.0	.0	.0	.0
3. 2008.....	XXX	.0	.0	.0	.0	.0	.0	.0	.0	.0
4. 2009.....	XXX	XXX	.0	.0	.0	.0	.0	.0	.0	.0
5. 2010.....	XXX	XXX	XXX	.0	.0	.0	.0	.0	.0	.0
6. 2011.....	XXX	XXX	XXX	XXX	.0	.0	.0	.0	.0	.0
7. 2012.....	XXX	XXX	XXX	XXX	XXX	.0	.0	.0	.0	.0
8. 2013.....	XXX	XXX	XXX	XXX	XXX	XXX	.0	.0	.0	.0
9. 2014.....	XXX	XXX	XXX	XXX	XXX	XXX	XXX	.0	.0	.0
10. 2015.....	XXX	XXX	XXX	XXX	XXX	XXX	XXX	XXX	.0	.0
11. 2016.....	XXX	XXX	XXX	XXX	XXX	XXX	XXX	XXX	XXX	.0

SCHEDULE P - PART 4E - COMMERCIAL MULTIPLE PERIL

1. Prior.....	.249	.0	.0	.0	.0	.0	.0	.0	.0	.0
2. 2007.....	.0	.0	.0	.0	.0	.0	.0	.0	.0	.0
3. 2008.....	XXX	.0	.0	.0	.0	.0	.0	.0	.0	.0
4. 2009.....	XXX	XXX	.0	.0	.0	.0	.0	.0	.0	.0
5. 2010.....	XXX	XXX	XXX	.0	.0	.0	.0	.0	.0	.0
6. 2011.....	XXX	XXX	XXX	XXX	.0	.0	.0	.0	.0	.0
7. 2012.....	XXX	XXX	XXX	XXX	XXX	.0	.0	.0	.0	.0
8. 2013.....	XXX	XXX	XXX	XXX	XXX	XXX	.0	.0	.0	.0
9. 2014.....	XXX	XXX	XXX	XXX	XXX	XXX	XXX	.0	.0	.0
10. 2015.....	XXX	XXX	XXX	XXX	XXX	XXX	XXX	XXX	.0	.0
11. 2016.....	XXX	XXX	XXX	XXX	XXX	XXX	XXX	XXX	XXX	.0

SCHEDULE P - PART 4F - SECTION 1 - MEDICAL PROFESSIONAL LIABILITY - OCCURRENCE

Years in Which Losses Were Incurred	Bulk and IBNR Reserves on Net Losses and Defense and Cost Containment Expenses Reported at Year End (\$000 omitted)									
	1	2	3	4	5	6	7	8	9	10
	2007	2008	2009	2010	2011	2012	2013	2014	2015	2016
1. Prior.....	0	0	0	0	0	0	0	0	0	0
2. 2007.....	0	0	0	0	0	0	0	0	0	0
3. 2008.....	XXX	0	0	0	0	0	0	0	0	0
4. 2009.....	XXX	XXX	0	0	0	0	0	0	0	0
5. 2010.....	XXX	XXX	XXX	0	0	0	0	0	0	0
6. 2011.....	XXX	XXX	XXX	XXX	0	0	0	0	0	0
7. 2012.....	XXX	XXX	XXX	XXX	XXX	0	0	0	0	0
8. 2013.....	XXX	XXX	XXX	XXX	XXX	XXX	0	0	0	0
9. 2014.....	XXX	XXX	XXX	XXX	XXX	XXX	XXX	0	0	0
10. 2015.....	XXX	XXX	XXX	XXX	XXX	XXX	XXX	XXX	0	0
11. 2016.....	XXX	XXX	XXX	XXX	XXX	XXX	XXX	XXX	XXX	0

NONE

SCHEDULE P - PART 4F - SECTION 2 - MEDICAL PROFESSIONAL LIABILITY - CLAIMS-MADE

1. Prior.....	0	0	0	0	0	0	0	0	0	0
2. 2007.....	0	0	0	0	0	0	0	0	0	0
3. 2008.....	XXX	0	0	0	0	0	0	0	0	0
4. 2009.....	XXX	XXX	0	0	0	0	0	0	0	0
5. 2010.....	XXX	XXX	XXX	0	0	0	0	0	0	0
6. 2011.....	XXX	XXX	XXX	XXX	0	0	0	0	0	0
7. 2012.....	XXX	XXX	XXX	XXX	XXX	0	0	0	0	0
8. 2013.....	XXX	XXX	XXX	XXX	XXX	XXX	0	0	0	0
9. 2014.....	XXX	XXX	XXX	XXX	XXX	XXX	XXX	0	0	0
10. 2015.....	XXX	XXX	XXX	XXX	XXX	XXX	XXX	XXX	0	0
11. 2016.....	XXX	XXX	XXX	XXX	XXX	XXX	XXX	XXX	XXX	0

NONE

SCHEDULE P - PART 4G - SPECIAL LIABILITY (OCEAN MARINE, AIRCRAFT (ALL PERILS), BOILER AND MACHINERY)

1. Prior.....	95	51	17	0	0	0	0	0	0	0
2. 2007.....	0	0	0	0	0	0	0	0	0	0
3. 2008.....	XXX	0	0	0	0	0	0	0	0	0
4. 2009.....	XXX	XXX	0	0	0	0	0	0	0	0
5. 2010.....	XXX	XXX	XXX	0	0	0	0	0	0	0
6. 2011.....	XXX	XXX	XXX	XXX	0	0	0	0	0	0
7. 2012.....	XXX	XXX	XXX	XXX	XXX	0	0	0	0	0
8. 2013.....	XXX	XXX	XXX	XXX	XXX	XXX	0	0	0	0
9. 2014.....	XXX	XXX	XXX	XXX	XXX	XXX	XXX	0	0	0
10. 2015.....	XXX	XXX	XXX	XXX	XXX	XXX	XXX	XXX	0	0
11. 2016.....	XXX	XXX	XXX	XXX	XXX	XXX	XXX	XXX	XXX	0

SCHEDULE P - PART 4H - SECTION 1 - OTHER LIABILITY - OCCURRENCE

1. Prior.....	38,226	32,499	33,899	28,196	20,122	20,097	18,663	12,716	2,085	0
2. 2007.....	0	0	0	0	0	0	0	0	0	0
3. 2008.....	XXX	0	0	0	0	0	0	0	0	0
4. 2009.....	XXX	XXX	0	0	0	0	0	0	0	0
5. 2010.....	XXX	XXX	XXX	0	0	0	0	0	0	0
6. 2011.....	XXX	XXX	XXX	XXX	0	0	0	0	0	0
7. 2012.....	XXX	XXX	XXX	XXX	XXX	0	0	0	0	0
8. 2013.....	XXX	XXX	XXX	XXX	XXX	XXX	0	0	0	0
9. 2014.....	XXX	XXX	XXX	XXX	XXX	XXX	XXX	0	0	0
10. 2015.....	XXX	XXX	XXX	XXX	XXX	XXX	XXX	XXX	0	0
11. 2016.....	XXX	XXX	XXX	XXX	XXX	XXX	XXX	XXX	XXX	0

SCHEDULE P - PART 4H - SECTION 2 - OTHER LIABILITY - CLAIMS-MADE

1. Prior.....	0	0	0	0	0	0	0	0	0	0
2. 2007.....	0	0	0	0	0	0	0	0	0	0
3. 2008.....	XXX	0	0	0	0	0	0	0	0	0
4. 2009.....	XXX	XXX	0	0	0	0	0	0	0	0
5. 2010.....	XXX	XXX	XXX	0	0	0	0	0	0	0
6. 2011.....	XXX	XXX	XXX	XXX	0	0	0	0	0	0
7. 2012.....	XXX	XXX	XXX	XXX	XXX	0	0	0	0	0
8. 2013.....	XXX	XXX	XXX	XXX	XXX	XXX	0	0	0	0
9. 2014.....	XXX	XXX	XXX	XXX	XXX	XXX	XXX	0	0	0
10. 2015.....	XXX	XXX	XXX	XXX	XXX	XXX	XXX	XXX	0	0
11. 2016.....	XXX	XXX	XXX	XXX	XXX	XXX	XXX	XXX	XXX	0

NONE

SCHEDULE P - PART 4I - SPECIAL PROPERTY (FIRE, ALLIED LINES, INLAND MARINE, EARTHQUAKE, BURGLARY AND THEFT)

Years in Which Losses Were Incurred	Bulk and IBNR Reserves on Net Losses and Defense and Cost Containment Expenses Reported at Year End (\$000 omitted)									
	1	2	3	4	5	6	7	8	9	10
	2007	2008	2009	2010	2011	2012	2013	2014	2015	2016
1. Prior.....	XXX.....	XXX.....	XXX.....	XXX.....	XXX.....	XXX.....	XXX.....	0.....	0.....	0.....
2. 2015.....	XXX.....	XXX.....	XXX.....	XXX.....	XXX.....	XXX.....	XXX.....	XXX.....	0.....	0.....
3. 2016.....	XXX.....	XXX.....	XXX.....	XXX.....	XXX.....	XXX.....	XXX.....	XXX.....	XXX.....	0.....

SCHEDULE P - PART 4J - AUTO PHYSICAL DAMAGE

1. Prior.....	XXX.....	XXX.....	XXX.....	XXX.....	XXX.....	XXX.....	XXX.....	0.....	0.....	0.....
2. 2015.....	XXX.....	XXX.....	XXX.....	XXX.....	XXX.....	XXX.....	XXX.....	XXX.....	0.....	0.....
3. 2016.....	XXX.....	XXX.....	XXX.....	XXX.....	XXX.....	XXX.....	XXX.....	XXX.....	XXX.....	0.....

SCHEDULE P - PART 4K - FIDELITY/SURETY

1. Prior.....	XXX.....	XXX.....	XXX.....	XXX.....	XXX.....	XXX.....	XXX.....	0.....	0.....	0.....
2. 2015.....	XXX.....	XXX.....	XXX.....	XXX.....	XXX.....	XXX.....	XXX.....	XXX.....	0.....	0.....
3. 2016.....	XXX.....	XXX.....	XXX.....	XXX.....	XXX.....	XXX.....	XXX.....	XXX.....	XXX.....	0.....

SCHEDULE P - PART 4L - OTHER (INCLUDING CREDIT, ACCIDENT AND HEALTH)

1. Prior.....	XXX.....	XXX.....	XXX.....	XXX.....	XXX.....	XXX.....	XXX.....	0.....	0.....	0.....
2. 2015.....	XXX.....	XXX.....	XXX.....	XXX.....	XXX.....	XXX.....	XXX.....	XXX.....	0.....	0.....
3. 2016.....	XXX.....	XXX.....	XXX.....	XXX.....	XXX.....	XXX.....	XXX.....	XXX.....	XXX.....	0.....

NONE

SCHEDULE P - PART 4M - INTERNATIONAL

1. Prior.....	0.....	0.....	0.....	0.....	0.....	0.....	0.....	0.....	0.....	0.....
2. 2007.....	0.....	0.....	0.....	0.....	0.....	0.....	0.....	0.....	0.....	0.....
3. 2008.....	XXX.....	0.....	0.....	0.....	0.....	0.....	0.....	0.....	0.....	0.....
4. 2009.....	XXX.....	XXX.....	0.....	0.....	0.....	0.....	0.....	0.....	0.....	0.....
5. 2010.....	XXX.....	XXX.....	XXX.....	0.....	0.....	0.....	0.....	0.....	0.....	0.....
6. 2011.....	XXX.....	XXX.....	XXX.....	XXX.....	0.....	0.....	0.....	0.....	0.....	0.....
7. 2012.....	XXX.....	XXX.....	XXX.....	XXX.....	XXX.....	0.....	0.....	0.....	0.....	0.....
8. 2013.....	XXX.....	XXX.....	XXX.....	XXX.....	XXX.....	XXX.....	0.....	0.....	0.....	0.....
9. 2014.....	XXX.....	XXX.....	XXX.....	XXX.....	XXX.....	XXX.....	XXX.....	0.....	0.....	0.....
10. 2015.....	XXX.....	XXX.....	XXX.....	XXX.....	XXX.....	XXX.....	XXX.....	XXX.....	0.....	0.....
11. 2016.....	XXX.....	XXX.....	XXX.....	XXX.....	XXX.....	XXX.....	XXX.....	XXX.....	XXX.....	0.....

NONE

SCHEDULE P - PART 4N - REINSURANCE

NONPROPORTIONAL ASSUMED PROPERTY

Years in Which Losses Were Incurred	Bulk and IBNR Reserves on Net Losses and Defense and Cost Containment Expenses Reported at Year End (\$000 omitted)									
	1 2007	2 2008	3 2009	4 2010	5 2011	6 2012	7 2013	8 2014	9 2015	10 2016
1. Prior.....	855	967	322	0	0	0	0	0	0	0
2. 2007.....	0	0	0	0	0	0	0	0	0	0
3. 2008.....	XXX	0	0	0	0	0	0	0	0	0
4. 2009.....	XXX	XXX	0	0	0	0	0	0	0	0
5. 2010.....	XXX	XXX	XXX	0	0	0	0	0	0	0
6. 2011.....	XXX	XXX	XXX	XXX	0	0	0	0	0	0
7. 2012.....	XXX	XXX	XXX	XXX	XXX	0	0	0	0	0
8. 2013.....	XXX	XXX	XXX	XXX	XXX	XXX	0	0	0	0
9. 2014.....	XXX	XXX	XXX	XXX	XXX	XXX	XXX	0	0	0
10. 2015.....	XXX	XXX	XXX	XXX	XXX	XXX	XXX	XXX	0	0
11. 2016.....	XXX	XXX	XXX	XXX	XXX	XXX	XXX	XXX	XXX	0

SCHEDULE P - PART 4O - REINSURANCE

NONPROPORTIONAL ASSUMED LIABILITY

1. Prior.....	8,461	3,948	2,131	817	383	331	530	281	39	0
2. 2007.....	0	0	0	0	0	0	0	0	0	0
3. 2008.....	XXX	0	0	0	0	0	0	0	0	0
4. 2009.....	XXX	XXX	0	0	0	0	0	0	0	0
5. 2010.....	XXX	XXX	XXX	0	0	0	0	0	0	0
6. 2011.....	XXX	XXX	XXX	XXX	0	0	0	0	0	0
7. 2012.....	XXX	XXX	XXX	XXX	XXX	0	0	0	0	0
8. 2013.....	XXX	XXX	XXX	XXX	XXX	XXX	0	0	0	0
9. 2014.....	XXX	XXX	XXX	XXX	XXX	XXX	XXX	0	0	0
10. 2015.....	XXX	XXX	XXX	XXX	XXX	XXX	XXX	XXX	0	0
11. 2016.....	XXX	XXX	XXX	XXX	XXX	XXX	XXX	XXX	XXX	0

SCHEDULE P - PART 4P - REINSURANCE

NONPROPORTIONAL ASSUMED FINANCIAL LINES

1. Prior.....	0	0	0	0	0	0	0	0	0	0
2. 2007.....	0	0	0	0	0	0	0	0	0	0
3. 2008.....	XXX	0	0	0	0	0	0	0	0	0
4. 2009.....	XXX	XXX	0	0	0	0	0	0	0	0
5. 2010.....	XXX	XXX	XXX	0	0	0	0	0	0	0
6. 2011.....	XXX	XXX	XXX	XXX	0	0	0	0	0	0
7. 2012.....	XXX	XXX	XXX	XXX	XXX	0	0	0	0	0
8. 2013.....	XXX	XXX	XXX	XXX	XXX	XXX	0	0	0	0
9. 2014.....	XXX	XXX	XXX	XXX	XXX	XXX	XXX	0	0	0
10. 2015.....	XXX	XXX	XXX	XXX	XXX	XXX	XXX	XXX	0	0
11. 2016.....	XXX	XXX	XXX	XXX	XXX	XXX	XXX	XXX	XXX	0

NONE

SCHEDULE P - PART 4R-SECTION 1 - PRODUCTS LIABILITY - OCCURRENCE

Bulk and IBNR Reserves on Net Losses and Defense and Cost Containment Expenses Reported at Year End (\$000 omitted)

Years in Which Losses Were Incurred	1	2	3	4	5	6	7	8	9	10
	2007	2008	2009	2010	2011	2012	2013	2014	2015	2016
1. Prior.....0000000000
2. 2007.....0000000000
3. 2008.....	...XXX.....000000000
4. 2009.....	...XXX.....	...XXX.....00000000
5. 2010.....	...XXX.....	...XXX.....	...XXX.....0000000
6. 2011.....	...XXX.....	...XXX.....	...XXX.....	...XXX.....000000
7. 2012.....	...XXX.....	...XXX.....	...XXX.....	...XXX.....	...XXX.....00000
8. 2013.....	...XXX.....	...XXX.....	...XXX.....	...XXX.....	...XXX.....	...XXX.....0000
9. 2014.....	...XXX.....	...XXX.....	...XXX.....	...XXX.....	...XXX.....	...XXX.....	...XXX.....000
10. 2015.....	...XXX.....	...XXX.....	...XXX.....	...XXX.....	...XXX.....	...XXX.....	...XXX.....	...XXX.....00
11. 2016.....	...XXX.....	...XXX.....	...XXX.....	...XXX.....	...XXX.....	...XXX.....	...XXX.....	...XXX.....	...XXX.....0

NONE

SCHEDULE P - PART 4R-SECTION 2 - PRODUCTS LIABILITY - CLAIMS-MADE

1. Prior.....0000000000
2. 2007.....0000000000
3. 2008.....	...XXX.....000000000
4. 2009.....	...XXX.....	...XXX.....00000000
5. 2010.....	...XXX.....	...XXX.....	...XXX.....0000000
6. 2011.....	...XXX.....	...XXX.....	...XXX.....	...XXX.....000000
7. 2012.....	...XXX.....	...XXX.....	...XXX.....	...XXX.....	...XXX.....00000
8. 2013.....	...XXX.....	...XXX.....	...XXX.....	...XXX.....	...XXX.....	...XXX.....0000
9. 2014.....	...XXX.....	...XXX.....	...XXX.....	...XXX.....	...XXX.....	...XXX.....	...XXX.....000
10. 2015.....	...XXX.....	...XXX.....	...XXX.....	...XXX.....	...XXX.....	...XXX.....	...XXX.....	...XXX.....00
11. 2016.....	...XXX.....	...XXX.....	...XXX.....	...XXX.....	...XXX.....	...XXX.....	...XXX.....	...XXX.....	...XXX.....0

NONE

SCHEDULE P - PART 4S - FINANCIAL GUARANTY/MORTGAGE GUARANTY

1. Prior.....	...XXX.....	...XXX.....	...XXX.....	...XXX.....	...XXX.....	...XXX.....	...XXX.....000
2. 2015.....	...XXX.....	...XXX.....	...XXX.....	...XXX.....	...XXX.....	...XXX.....	...XXX.....	...XXX.....00
3. 2016.....	...XXX.....	...XXX.....	...XXX.....	...XXX.....	...XXX.....	...XXX.....	...XXX.....	...XXX.....	...XXX.....0

NONE

SCHEDULE P - PART 4T - WARRANTY

1. Prior.....	...XXX.....	...XXX.....	...XXX.....	...XXX.....	...XXX.....	...XXX.....	...XXX.....000
2. 2015.....	...XXX.....	...XXX.....	...XXX.....	...XXX.....	...XXX.....	...XXX.....	...XXX.....	...XXX.....00
3. 2016.....	...XXX.....	...XXX.....	...XXX.....	...XXX.....	...XXX.....	...XXX.....	...XXX.....	...XXX.....	...XXX.....0

NONE

SCHEDULE P - PART 5A - HOMEOWNERS/FARMOWNERS

SECTION 1

Years in Which Premiums Were Earned and Losses Were Incurred	Cumulative Number of Claims Closed with Loss Payment Direct and Assumed at Year End									
	1 2007	2 2008	3 2009	4 2010	5 2011	6 2012	7 2013	8 2014	9 2015	10 2016
1. Prior.....	1,210	102	24	16	8	7	5	2	2	1
2. 2007.....	6,148	6,951	7,001	7,024	7,033	7,037	7,039	7,040	7,040	7,040
3. 2008.....	XXX	8,696	10,333	10,402	10,426	10,436	10,442	10,443	10,446	10,446
4. 2009.....	XXX	XXX	8,368	9,561	9,633	9,659	9,667	9,671	9,671	9,673
5. 2010.....	XXX	XXX	XXX	9,059	10,655	10,760	10,785	10,796	10,802	10,802
6. 2011.....	XXX	XXX	XXX	XXX	16,844	18,370	18,438	18,454	18,459	18,462
7. 2012.....	XXX	XXX	XXX	XXX	XXX	14,155	15,705	15,773	15,789	15,794
8. 2013.....	XXX	XXX	XXX	XXX	XXX	XXX	8,185	9,143	9,211	9,224
9. 2014.....	XXX	XXX	XXX	XXX	XXX	XXX	XXX	9,851	10,815	10,866
10. 2015.....	XXX	XXX	XXX	XXX	XXX	XXX	XXX	XXX	9,116	10,195
11. 2016.....	XXX	XXX	XXX	XXX	XXX	XXX	XXX	XXX	XXX	7,636

SECTION 2

Years in Which Premiums Were Earned and Losses Were Incurred	Number of Claims Outstanding Direct and Assumed at Year End									
	1 2007	2 2008	3 2009	4 2010	5 2011	6 2012	7 2013	8 2014	9 2015	10 2016
1. Prior.....	147	62	35	20	14	9	5	7	5	5
2. 2007.....	599	61	37	14	7	4	1	1	1	1
3. 2008.....	XXX	947	63	30	12	8	6	7	0	0
4. 2009.....	XXX	XXX	656	76	46	14	7	5	3	1
5. 2010.....	XXX	XXX	XXX	891	98	38	18	12	4	4
6. 2011.....	XXX	XXX	XXX	XXX	969	68	31	18	11	7
7. 2012.....	XXX	XXX	XXX	XXX	XXX	887	57	21	15	1
8. 2013.....	XXX	XXX	XXX	XXX	XXX	XXX	666	56	14	5
9. 2014.....	XXX	XXX	XXX	XXX	XXX	XXX	XXX	696	65	28
10. 2015.....	XXX	XXX	XXX	XXX	XXX	XXX	XXX	XXX	633	66
11. 2016.....	XXX	XXX	XXX	XXX	XXX	XXX	XXX	XXX	XXX	560

SECTION 3

Years in Which Premiums Were Earned and Losses Were Incurred	Cumulative Number of Claims Reported Direct and Assumed at Year End									
	1 2007	2 2008	3 2009	4 2010	5 2011	6 2012	7 2013	8 2014	9 2015	10 2016
1. Prior.....	861	52	13	6	2	4	0	0	0	0
2. 2007.....	8,801	9,325	9,371	9,384	9,391	9,395	9,395	9,396	9,396	9,396
3. 2008.....	XXX	12,350	13,582	13,633	13,653	13,655	13,658	13,660	13,661	13,661
4. 2009.....	XXX	XXX	11,770	12,743	12,810	12,811	12,814	12,818	12,821	12,823
5. 2010.....	XXX	XXX	XXX	12,674	13,892	13,988	14,002	14,010	14,008	14,009
6. 2011.....	XXX	XXX	XXX	XXX	23,293	24,451	24,510	24,524	24,529	24,534
7. 2012.....	XXX	XXX	XXX	XXX	XXX	19,269	20,607	20,682	20,691	20,696
8. 2013.....	XXX	XXX	XXX	XXX	XXX	XXX	11,712	12,398	12,446	12,458
9. 2014.....	XXX	XXX	XXX	XXX	XXX	XXX	XXX	14,131	14,825	14,867
10. 2015.....	XXX	XXX	XXX	XXX	XXX	XXX	XXX	XXX	12,752	13,637
11. 2016.....	XXX	XXX	XXX	XXX	XXX	XXX	XXX	XXX	XXX	11,101

SCHEDULE P - PART 5B - PRIVATE PASSENGER AUTO LIABILITY/MEDICAL

SECTION 1

Years in Which Premiums Were Earned and Losses Were Incurred	Cumulative Number of Claims Closed with Loss Payment Direct and Assumed at Year End									
	1 2007	2 2008	3 2009	4 2010	5 2011	6 2012	7 2013	8 2014	9 2015	10 2016
1. Prior.....	9,044	2,127	1,207	487	159	79	33	18	14	8
2. 2007.....	18,883	25,753	26,735	27,146	27,370	27,428	27,479	27,484	27,492	27,494
3. 2008.....	XXX	19,005	25,583	26,551	26,984	27,167	27,240	27,277	27,301	27,304
4. 2009.....	XXX	XXX	19,744	26,091	27,219	27,697	27,879	27,949	27,980	27,992
5. 2010.....	XXX	XXX	XXX	20,458	27,185	28,342	28,775	28,977	29,047	29,074
6. 2011.....	XXX	XXX	XXX	XXX	20,890	27,907	29,028	29,424	29,617	29,715
7. 2012.....	XXX	XXX	XXX	XXX	XXX	21,115	28,309	29,380	29,796	30,001
8. 2013.....	XXX	XXX	XXX	XXX	XXX	XXX	21,446	28,770	29,908	30,318
9. 2014.....	XXX	XXX	XXX	XXX	XXX	XXX	XXX	22,259	29,751	30,864
10. 2015.....	XXX	XXX	XXX	XXX	XXX	XXX	XXX	XXX	24,554	32,632
11. 2016.....	XXX	XXX	XXX	XXX	XXX	XXX	XXX	XXX	XXX	24,610

SECTION 2

Years in Which Premiums Were Earned and Losses Were Incurred	Number of Claims Outstanding Direct and Assumed at Year End									
	1 2007	2 2008	3 2009	4 2010	5 2011	6 2012	7 2013	8 2014	9 2015	10 2016
1. Prior.....	4,673	2,496	1,138	606	413	314	272	252	237	229
2. 2007.....	7,901	1,828	868	424	163	95	43	36	26	23
3. 2008.....	XXX	7,849	1,694	803	381	185	106	59	31	28
4. 2009.....	XXX	XXX	8,263	1,934	863	380	168	90	49	31
5. 2010.....	XXX	XXX	XXX	8,653	1,846	840	376	162	77	49
6. 2011.....	XXX	XXX	XXX	XXX	8,799	1,843	825	406	198	93
7. 2012.....	XXX	XXX	XXX	XXX	XXX	9,002	1,757	790	389	171
8. 2013.....	XXX	XXX	XXX	XXX	XXX	XXX	8,954	1,778	785	394
9. 2014.....	XXX	XXX	XXX	XXX	XXX	XXX	XXX	9,006	1,708	732
10. 2015.....	XXX	XXX	XXX	XXX	XXX	XXX	XXX	XXX	9,837	2,122
11. 2016.....	XXX	XXX	XXX	XXX	XXX	XXX	XXX	XXX	XXX	9,930

SECTION 3

Years in Which Premiums Were Earned and Losses Were Incurred	Cumulative Number of Claims Reported Direct and Assumed at Year End									
	1 2007	2 2008	3 2009	4 2010	5 2011	6 2012	7 2013	8 2014	9 2015	10 2016
1. Prior.....	2,751	403	117	29	11	5	0	2	0	0
2. 2007.....	33,315	35,933	36,145	36,211	36,224	36,227	36,229	36,230	36,232	36,233
3. 2008.....	XXX	33,543	35,846	36,057	36,116	36,134	36,141	36,144	36,144	36,146
4. 2009.....	XXX	XXX	35,139	37,124	37,318	37,392	37,402	37,405	37,405	37,406
5. 2010.....	XXX	XXX	XXX	37,320	39,392	39,652	39,714	39,737	39,742	39,743
6. 2011.....	XXX	XXX	XXX	XXX	38,924	40,987	41,216	41,272	41,289	41,293
7. 2012.....	XXX	XXX	XXX	XXX	XXX	38,703	40,967	41,187	41,251	41,261
8. 2013.....	XXX	XXX	XXX	XXX	XXX	XXX	40,215	42,485	42,746	42,795
9. 2014.....	XXX	XXX	XXX	XXX	XXX	XXX	XXX	41,333	43,851	44,060
10. 2015.....	XXX	XXX	XXX	XXX	XXX	XXX	XXX	XXX	44,954	47,509
11. 2016.....	XXX	XXX	XXX	XXX	XXX	XXX	XXX	XXX	XXX	45,792

SCHEDULE P - PART 5C - COMMERCIAL AUTO/TRUCK LIABILITY/MEDICAL

SECTION 1

Years in Which Premiums Were Earned and Losses Were Incurred	Cumulative Number of Claims Closed with Loss Payment Direct and Assumed at Year End									
	1 2007	2 2008	3 2009	4 2010	5 2011	6 2012	7 2013	8 2014	9 2015	10 2016
1. Prior.....	.0	.0	.0	.0	.0	.0	.0	.0	.0	.0
2. 2007.....	.0	.0	.0	.0	.0	.0	.0	.0	.0	.0
3. 2008.....	.XXX	.0	.0	.0	.0	.0	.0	.0	.0	.0
4. 2009.....	.XXX	.XXX	.0	.0	.0	.0	.0	.0	.0	.0
5. 2010.....	.XXX	.XXX	.XXX	.0	.0	.0	.0	.0	.0	.0
6. 2011.....	.XXX	.XXX	.XXX	.XXX	.0	.0	.0	.0	.0	.0
7. 2012.....	.XXX	.XXX	.XXX	.XXX	.XXX	.0	.0	.0	.0	.0
8. 2013.....	.XXX	.XXX	.XXX	.XXX	.XXX	.XXX	.0	.0	.0	.0
9. 2014.....	.XXX	.XXX	.XXX	.XXX	.XXX	.XXX	.XXX	.0	.0	.0
10. 2015.....	.XXX	.XXX	.XXX	.XXX	.XXX	.XXX	.XXX	.XXX	.0	.0
11. 2016.....	.XXX	.XXX	.XXX	.XXX	.XXX	.XXX	.XXX	.XXX	.XXX	.0

SECTION 2

Years in Which Premiums Were Earned and Losses Were Incurred	Number of Claims Outstanding Direct and Assumed at Year End									
	1 2007	2 2008	3 2009	4 2010	5 2011	6 2012	7 2013	8 2014	9 2015	10 2016
1. Prior.....	.0	.0	.0	.0	.0	.0	.0	.0	.0	.0
2. 2007.....	.0	.0	.0	.0	.0	.0	.0	.0	.0	.0
3. 2008.....	.XXX	.0	.0	.0	.0	.0	.0	.0	.0	.0
4. 2009.....	.XXX	.XXX	.0	.0	.0	.0	.0	.0	.0	.0
5. 2010.....	.XXX	.XXX	.XXX	.0	.0	.0	.0	.0	.0	.0
6. 2011.....	.XXX	.XXX	.XXX	.XXX	.0	.0	.0	.0	.0	.0
7. 2012.....	.XXX	.XXX	.XXX	.XXX	.XXX	.0	.0	.0	.0	.0
8. 2013.....	.XXX	.XXX	.XXX	.XXX	.XXX	.XXX	.0	.0	.0	.0
9. 2014.....	.XXX	.XXX	.XXX	.XXX	.XXX	.XXX	.XXX	.0	.0	.0
10. 2015.....	.XXX	.XXX	.XXX	.XXX	.XXX	.XXX	.XXX	.XXX	.0	.0
11. 2016.....	.XXX	.XXX	.XXX	.XXX	.XXX	.XXX	.XXX	.XXX	.XXX	.0

SECTION 3

Years in Which Premiums Were Earned and Losses Were Incurred	Cumulative Number of Claims Reported Direct and Assumed at Year End									
	1 2007	2 2008	3 2009	4 2010	5 2011	6 2012	7 2013	8 2014	9 2015	10 2016
1. Prior.....	.0	.0	.0	.0	.0	.0	.0	.0	.0	.0
2. 2007.....	.0	.0	.0	.0	.0	.0	.0	.0	.0	.0
3. 2008.....	.XXX	.0	.0	.0	.0	.0	.0	.0	.0	.0
4. 2009.....	.XXX	.XXX	.0	.0	.0	.0	.0	.0	.0	.0
5. 2010.....	.XXX	.XXX	.XXX	.0	.0	.0	.0	.0	.0	.0
6. 2011.....	.XXX	.XXX	.XXX	.XXX	.0	.0	.0	.0	.0	.0
7. 2012.....	.XXX	.XXX	.XXX	.XXX	.XXX	.0	.0	.0	.0	.0
8. 2013.....	.XXX	.XXX	.XXX	.XXX	.XXX	.XXX	.0	.0	.0	.0
9. 2014.....	.XXX	.XXX	.XXX	.XXX	.XXX	.XXX	.XXX	.0	.0	.0
10. 2015.....	.XXX	.XXX	.XXX	.XXX	.XXX	.XXX	.XXX	.XXX	.0	.0
11. 2016.....	.XXX	.XXX	.XXX	.XXX	.XXX	.XXX	.XXX	.XXX	.XXX	.0

**SCHEDULE P - PART 5D - WORKERS' COMPENSATION
(EXCLUDING EXCESS WORKERS' COMPENSATION)**

SECTION 1

Years in Which Premiums Were Earned and Losses Were Incurred	Cumulative Number of Claims Closed with Loss Payment Direct and Assumed at Year End									
	1 2007	2 2008	3 2009	4 2010	5 2011	6 2012	7 2013	8 2014	9 2015	10 2016
1. Prior.....	.0	.1	.0	.0	.0	.0	.0	.0	.0	.0
2. 2007.....	.0	.0	.0	.0	.0	.0	.0	.0	.0	.0
3. 2008.....	XXX	.0	.0	.0	.0	.0	.0	.0	.0	.0
4. 2009.....	XXX	XXX	.0	.0	.0	.0	.0	.0	.0	.0
5. 2010.....	XXX	XXX	XXX	.0	.0	.0	.0	.0	.0	.0
6. 2011.....	XXX	XXX	XXX	XXX	.0	.0	.0	.0	.0	.0
7. 2012.....	XXX	XXX	XXX	XXX	XXX	.0	.0	.0	.0	.0
8. 2013.....	XXX	XXX	XXX	XXX	XXX	XXX	.0	.0	.0	.0
9. 2014.....	XXX	XXX	XXX	XXX	XXX	XXX	XXX	.0	.0	.0
10. 2015.....	XXX	XXX	XXX	XXX	XXX	XXX	XXX	XXX	.0	.0
11. 2016.....	XXX	XXX	XXX	XXX	XXX	XXX	XXX	XXX	XXX	.0

SECTION 2

Years in Which Premiums Were Earned and Losses Were Incurred	Number of Claims Outstanding Direct and Assumed at Year End									
	1 2007	2 2008	3 2009	4 2010	5 2011	6 2012	7 2013	8 2014	9 2015	10 2016
1. Prior.....	.0	.1	.1	.1	.0	.0	.0	.0	.0	.0
2. 2007.....	.0	.0	.0	.0	.0	.0	.0	.0	.0	.0
3. 2008.....	XXX	.0	.1	.0	.0	.0	.0	.0	.0	.0
4. 2009.....	XXX	XXX	.0	.0	.0	.0	.0	.0	.0	.0
5. 2010.....	XXX	XXX	XXX	.1	.1	.1	.0	.0	.0	.0
6. 2011.....	XXX	XXX	XXX	XXX	.0	.0	.0	.0	.0	.0
7. 2012.....	XXX	XXX	XXX	XXX	XXX	.0	.0	.0	.0	.0
8. 2013.....	XXX	XXX	XXX	XXX	XXX	XXX	.1	.1	.0	.0
9. 2014.....	XXX	XXX	XXX	XXX	XXX	XXX	XXX	.0	.0	.0
10. 2015.....	XXX	XXX	XXX	XXX	XXX	XXX	XXX	XXX	.0	.0
11. 2016.....	XXX	XXX	XXX	XXX	XXX	XXX	XXX	XXX	XXX	.0

SECTION 3

Years in Which Premiums Were Earned and Losses Were Incurred	Cumulative Number of Claims Reported Direct and Assumed at Year End									
	1 2007	2 2008	3 2009	4 2010	5 2011	6 2012	7 2013	8 2014	9 2015	10 2016
1. Prior.....	.0	.2	.0	.0	(1)	.0	.0	.0	.0	.0
2. 2007.....	.0	.0	.0	.0	.0	.0	.0	.0	.0	.0
3. 2008.....	XXX	.0	.1	.1	.1	.1	.1	.1	.1	.1
4. 2009.....	XXX	XXX	.0	.0	.0	.0	.0	.0	.0	.0
5. 2010.....	XXX	XXX	XXX	.1	.1	.1	.1	.1	.1	.1
6. 2011.....	XXX	XXX	XXX	XXX	.0	.0	.0	.0	.0	.0
7. 2012.....	XXX	XXX	XXX	XXX	XXX	.0	.0	.0	.0	.0
8. 2013.....	XXX	XXX	XXX	XXX	XXX	XXX	.1	.1	.0	.0
9. 2014.....	XXX	XXX	XXX	XXX	XXX	XXX	XXX	.0	.0	.0
10. 2015.....	XXX	XXX	XXX	XXX	XXX	XXX	XXX	XXX	.0	.0
11. 2016.....	XXX	XXX	XXX	XXX	XXX	XXX	XXX	XXX	XXX	.0

Sch. P - Pt. 5E - Sn. 1
NONE

Sch. P - Pt. 5E - Sn. 2
NONE

Sch. P - Pt. 5E - Sn. 3
NONE

Sch. P - Pt. 5F - Sn. 1A
NONE

Sch. P - Pt. 5F - Sn. 2A
NONE

Sch. P - Pt. 5F - Sn. 3A
NONE

Sch. P - Pt. 5F - Sn. 1B
NONE

Sch. P - Pt. 5F - Sn. 2B
NONE

Sch. P - Pt. 5F - Sn. 3B
NONE

SCHEDULE P - PART 5H - OTHER LIABILITY - OCCURRENCE

SECTION 1A

Years in Which Premiums Were Earned and Losses Were Incurred	Cumulative Number of Claims Closed with Loss Payment Direct and Assumed at Year End									
	1 2007	2 2008	3 2009	4 2010	5 2011	6 2012	7 2013	8 2014	9 2015	10 2016
1. Prior.....	.0	.1	.0	.0	.0	.0	.0	.0	.0	.0
2. 2007.....	.0	.0	.0	.0	.0	.0	.1	.1	.1	.1
3. 2008.....	.XXX	.0	.0	.0	.0	.0	.0	.0	.0	.0
4. 2009.....	.XXX	.XXX	.0	.0	.0	.0	.0	.0	.0	.0
5. 2010.....	.XXX	.XXX	.XXX	.0	.1	.1	.1	.2	.2	.2
6. 2011.....	.XXX	.XXX	.XXX	.XXX	.0	.0	.0	.0	.0	.0
7. 2012.....	.XXX	.XXX	.XXX	.XXX	.XXX	.0	.0	.1	.1	.1
8. 2013.....	.XXX	.XXX	.XXX	.XXX	.XXX	.XXX	.0	.0	.0	.0
9. 2014.....	.XXX	.XXX	.XXX	.XXX	.XXX	.XXX	.XXX	.0	.0	.0
10. 2015.....	.XXX	.XXX	.XXX	.XXX	.XXX	.XXX	.XXX	.XXX	.0	.0
11. 2016.....	.XXX	.XXX	.XXX	.XXX	.XXX	.XXX	.XXX	.XXX	.XXX	.0

SECTION 2A

Years in Which Premiums Were Earned and Losses Were Incurred	Number of Claims Outstanding Direct and Assumed at Year End									
	1 2007	2 2008	3 2009	4 2010	5 2011	6 2012	7 2013	8 2014	9 2015	10 2016
1. Prior.....	.1	.0	.0	.0	.0	.0	.0	.0	.0	.0
2. 2007.....	.0	.0	.0	.0	.1	.1	.0	.0	.0	.0
3. 2008.....	.XXX	.0	.0	.0	.0	.0	.0	.0	.0	.0
4. 2009.....	.XXX	.XXX	.0	.1	.1	.0	.0	.0	.0	.0
5. 2010.....	.XXX	.XXX	.XXX	.2	.1	.1	.1	.0	.0	.0
6. 2011.....	.XXX	.XXX	.XXX	.XXX	.0	.0	.0	.0	.0	.0
7. 2012.....	.XXX	.XXX	.XXX	.XXX	.XXX	.0	.1	.0	.0	.0
8. 2013.....	.XXX	.XXX	.XXX	.XXX	.XXX	.XXX	.1	.1	.2	.2
9. 2014.....	.XXX	.XXX	.XXX	.XXX	.XXX	.XXX	.XXX	.0	.0	.1
10. 2015.....	.XXX	.XXX	.XXX	.XXX	.XXX	.XXX	.XXX	.XXX	.1	.1
11. 2016.....	.XXX	.XXX	.XXX	.XXX	.XXX	.XXX	.XXX	.XXX	.XXX	.1

SECTION 3A

Years in Which Premiums Were Earned and Losses Were Incurred	Cumulative Number of Claims Reported Direct and Assumed at Year End									
	1 2007	2 2008	3 2009	4 2010	5 2011	6 2012	7 2013	8 2014	9 2015	10 2016
1. Prior.....	.0	.1	.0	.0	.0	.0	.0	.0	.0	.0
2. 2007.....	.0	.0	.0	.0	.1	.1	.1	.1	.1	.1
3. 2008.....	.XXX	.1	.1	.2	.2	.2	.2	.2	.2	.2
4. 2009.....	.XXX	.XXX	.0	.1	.1	.1	.1	.1	.1	.1
5. 2010.....	.XXX	.XXX	.XXX	.2	.2	.2	.2	.2	.2	.2
6. 2011.....	.XXX	.XXX	.XXX	.XXX	.0	.0	.0	.0	.0	.0
7. 2012.....	.XXX	.XXX	.XXX	.XXX	.XXX	.0	.1	.1	.1	.1
8. 2013.....	.XXX	.XXX	.XXX	.XXX	.XXX	.XXX	.1	.1	.3	.4
9. 2014.....	.XXX	.XXX	.XXX	.XXX	.XXX	.XXX	.XXX	.0	.0	.2
10. 2015.....	.XXX	.XXX	.XXX	.XXX	.XXX	.XXX	.XXX	.XXX	.3	.5
11. 2016.....	.XXX	.XXX	.XXX	.XXX	.XXX	.XXX	.XXX	.XXX	.XXX	.1

Sch. P - Pt. 5H - Sn. 1B
NONE

Sch. P - Pt. 5H - Sn. 2B
NONE

Sch. P - Pt. 5H - Sn. 3B
NONE

Sch. P - Pt. 5R - Sn. 1A
NONE

Sch. P - Pt. 5R - Sn. 2A
NONE

Sch. P - Pt. 5R - Sn. 3A
NONE

Sch. P - Pt. 5R - Sn. 1B
NONE

Sch. P - Pt. 5R - Sn. 2B
NONE

Sch. P - Pt. 5R - Sn. 3B
NONE

Sch. P - Pt. 5T - Sn. 1
NONE

Sch. P - Pt. 5T - Sn. 2
NONE

Sch. P - Pt. 5T - Sn. 3
NONE

SCHEDULE P - PART 6C - COMMERCIAL AUTO/TRUCK LIABILITY/MEDICAL

SECTION 1

Years in Which Premiums Were Earned and Losses Were Incurred	Cumulative Premiums Earned Direct and Assumed at Year End (\$000 omitted)										11 Current Year Premiums Earned	
	1 2007	2 2008	3 2009	4 2010	5 2011	6 2012	7 2013	8 2014	9 2015	10 2016		
1. Prior.....	.0	.0	.0	.0	.0	.0	.0	.0	.0	.0	.0	.0
2. 2007.....	.0	.0	.0	.0	.0	.0	.0	.0	.0	.0	.0	.0
3. 2008.....	XXX	.0	.0	.0	.0	.0	.0	.0	.0	.0	.0	.0
4. 2009.....	XXX	XXX	.0	.0	.0	.0	.0	.0	.0	.0	.0	.0
5. 2010.....	XXX	XXX	XXX	.0	.0	.0	.0	.0	.0	.0	.0	.0
6. 2011.....	XXX	XXX	XXX	XXX	.0	.0	.0	.0	.0	.0	.0	.0
7. 2012.....	XXX	XXX	XXX	XXX	XXX	.0	.0	.0	.0	.0	.0	.0
8. 2013.....	XXX	XXX	XXX	XXX	XXX	XXX	.0	.0	.0	.0	.0	.0
9. 2014.....	XXX	XXX	XXX	XXX	XXX	XXX	XXX	.0	.0	.0	.0	.0
10. 2015.....	XXX	XXX	XXX	XXX	XXX	XXX	XXX	XXX	.0	.0	.0	.0
11. 2016.....	XXX	XXX	XXX	XXX	XXX	XXX	XXX	XXX	XXX	.0	.0	.0
12. Total.....	XXX	XXX	XXX	XXX	XXX	XXX	XXX	XXX	XXX	XXX	XXX	.0
13. Earned Prems.(P-Pt 1)	.0	.0	.0	.0	.0	.0	.0	.0	.0	.0	.0	.XXX

SECTION 2

Years in Which Premiums Were Earned and Losses Were Incurred	Cumulative Premiums Earned Ceded at Year End (\$000 omitted)										11 Current Year Premiums Earned	
	1 2007	2 2008	3 2009	4 2010	5 2011	6 2012	7 2013	8 2014	9 2015	10 2016		
1. Prior.....	.0	.0	.0	.0	.0	.0	.0	.0	.0	.0	.0	.0
2. 2007.....	.0	.0	.0	.0	.0	.0	.0	.0	.0	.0	.0	.0
3. 2008.....	XXX	.0	.0	.0	.0	.0	.0	.0	.0	.0	.0	.0
4. 2009.....	XXX	XXX	.0	.0	.0	.0	.0	.0	.0	.0	.0	.0
5. 2010.....	XXX	XXX	XXX	.0	.0	.0	.0	.0	.0	.0	.0	.0
6. 2011.....	XXX	XXX	XXX	XXX	.0	.0	.0	.0	.0	.0	.0	.0
7. 2012.....	XXX	XXX	XXX	XXX	XXX	.0	.0	.0	.0	.0	.0	.0
8. 2013.....	XXX	XXX	XXX	XXX	XXX	XXX	.0	.0	.0	.0	.0	.0
9. 2014.....	XXX	XXX	XXX	XXX	XXX	XXX	XXX	.0	.0	.0	.0	.0
10. 2015.....	XXX	XXX	XXX	XXX	XXX	XXX	XXX	XXX	.0	.0	.0	.0
11. 2016.....	XXX	XXX	XXX	XXX	XXX	XXX	XXX	XXX	XXX	.0	.0	.0
12. Total.....	XXX	XXX	XXX	XXX	XXX	XXX	XXX	XXX	XXX	XXX	XXX	.0
13. Earned Prems.(P-Pt 1)	.0	.0	.0	.0	.0	.0	.0	.0	.0	.0	.0	.XXX

**SCHEDULE P - PART 6D - WORKERS' COMPENSATION
(EXCLUDING EXCESS WORKERS' COMPENSATION)**

SECTION 1

Years in Which Premiums Were Earned and Losses Were Incurred	Cumulative Premiums Earned Direct and Assumed at Year End (\$000 omitted)										11 Current Year Premiums Earned	
	1 2007	2 2008	3 2009	4 2010	5 2011	6 2012	7 2013	8 2014	9 2015	10 2016		
1. Prior.....	.21	(.1)	(.3)	.0	.0	.0	(.0)	.0	.0	.0	.0	.0
2. 2007.....	.20	.42	.42	.42	.42	.42	.42	.42	.42	.42	.42	.0
3. 2008.....	XXX	.21	.44	.44	.44	.44	.44	.44	.44	.44	.44	.0
4. 2009.....	XXX	XXX	.21	.43	.43	.43	.43	.43	.43	.43	.43	.0
5. 2010.....	XXX	XXX	XXX	.20	.42	.42	.42	.42	.42	.42	.42	.0
6. 2011.....	XXX	XXX	XXX	XXX	.21	.44	.44	.44	.44	.44	.44	.0
7. 2012.....	XXX	XXX	XXX	XXX	XXX	.21	.44	.44	.44	.44	.44	.0
8. 2013.....	XXX	XXX	XXX	XXX	XXX	XXX	.22	.45	.45	.45	.45	.0
9. 2014.....	XXX	XXX	XXX	XXX	XXX	XXX	XXX	.22	.34	.34	.34	.0
10. 2015.....	XXX	XXX	XXX	XXX	XXX	XXX	XXX	XXX	.12	.12	.12	.0
11. 2016.....	XXX	XXX	XXX	XXX	XXX	XXX	XXX	XXX	XXX	.0	.0	.0
12. Total.....	XXX	XXX	XXX	XXX	XXX	XXX	XXX	XXX	XXX	XXX	XXX	.0
13. Earned Prems.(P-Pt 1)	.41	.42	.40	.42	.43	.44	.44	.45	.24	.0	.0	.XXX

SECTION 2

Years in Which Premiums Were Earned and Losses Were Incurred	Cumulative Premiums Earned Ceded at Year End (\$000 omitted)										11 Current Year Premiums Earned	
	1 2007	2 2008	3 2009	4 2010	5 2011	6 2012	7 2013	8 2014	9 2015	10 2016		
1. Prior.....	.21	(.1)	(.3)	.0	.0	.0	(.0)	.0	.0	.0	.0	.0
2. 2007.....	.20	.42	.42	.42	.42	.42	.42	.42	.42	.42	.42	.0
3. 2008.....	XXX	.21	.44	.44	.44	.44	.44	.44	.44	.44	.44	.0
4. 2009.....	XXX	XXX	.21	.43	.43	.43	.43	.43	.43	.43	.43	.0
5. 2010.....	XXX	XXX	XXX	.20	.42	.42	.42	.42	.42	.42	.42	.0
6. 2011.....	XXX	XXX	XXX	XXX	.21	.44	.44	.44	.44	.44	.44	.0
7. 2012.....	XXX	XXX	XXX	XXX	XXX	.21	.44	.44	.44	.44	.44	.0
8. 2013.....	XXX	XXX	XXX	XXX	XXX	XXX	.22	.45	.45	.45	.45	.0
9. 2014.....	XXX	XXX	XXX	XXX	XXX	XXX	XXX	.22	.34	.34	.34	.0
10. 2015.....	XXX	XXX	XXX	XXX	XXX	XXX	XXX	XXX	.12	.12	.12	.0
11. 2016.....	XXX	XXX	XXX	XXX	XXX	XXX	XXX	XXX	XXX	.0	.0	.0
12. Total.....	XXX	XXX	XXX	XXX	XXX	XXX	XXX	XXX	XXX	XXX	XXX	.0
13. Earned Prems.(P-Pt 1)	.41	.42	.40	.42	.43	.44	.44	.45	.24	.0	.0	.XXX

SCHEDULE P - PART 6E - COMMERCIAL MULTIPLE PERIL

SECTION 1

Years in Which Premiums Were Earned and Losses Were Incurred	Cumulative Premiums Earned Direct and Assumed at Year End (\$000 omitted)										11 Current Year Premiums Earned
	1 2007	2 2008	3 2009	4 2010	5 2011	6 2012	7 2013	8 2014	9 2015	10 2016	
1. Prior.....	0	0	0	0	1	0	0	0	0	0	0
2. 2007.....	0	0	0	0	0	0	0	0	0	0	0
3. 2008.....	XXX	0	0	0	0	0	0	0	0	0	0
4. 2009.....	XXX	XXX	0	0	0	0	0	0	0	0	0
5. 2010.....	XXX	XXX	XXX	0	0	0	0	0	0	0	0
6. 2011.....	XXX	XXX	XXX	XXX	0	0	0	0	0	0	0
7. 2012.....	XXX	XXX	XXX	XXX	XXX	0	0	0	0	0	0
8. 2013.....	XXX	XXX	XXX	XXX	XXX	XXX	0	0	0	0	0
9. 2014.....	XXX	XXX	XXX	XXX	XXX	XXX	XXX	0	0	0	0
10. 2015.....	XXX	XXX	XXX	XXX	XXX	XXX	XXX	XXX	0	0	0
11. 2016.....	XXX	XXX	XXX	XXX	XXX	XXX	XXX	XXX	XXX	0	0
12. Total.....	XXX	XXX	XXX	XXX	XXX	XXX	XXX	XXX	XXX	XXX	0
13. Earned Prems.(P-Pt 1)	0	0	0	0	1	0	0	0	0	0	XXX

SECTION 2

Years in Which Premiums Were Earned and Losses Were Incurred	Cumulative Premiums Earned Ceded at Year End (\$000 omitted)										11 Current Year Premiums Earned
	1 2007	2 2008	3 2009	4 2010	5 2011	6 2012	7 2013	8 2014	9 2015	10 2016	
1. Prior.....	0	0	0	0	1	0	0	0	0	0	0
2. 2007.....	0	0	0	0	0	0	0	0	0	0	0
3. 2008.....	XXX	0	0	0	0	0	0	0	0	0	0
4. 2009.....	XXX	XXX	0	0	0	0	0	0	0	0	0
5. 2010.....	XXX	XXX	XXX	0	0	0	0	0	0	0	0
6. 2011.....	XXX	XXX	XXX	XXX	0	0	0	0	0	0	0
7. 2012.....	XXX	XXX	XXX	XXX	XXX	0	0	0	0	0	0
8. 2013.....	XXX	XXX	XXX	XXX	XXX	XXX	0	0	0	0	0
9. 2014.....	XXX	XXX	XXX	XXX	XXX	XXX	XXX	0	0	0	0
10. 2015.....	XXX	XXX	XXX	XXX	XXX	XXX	XXX	XXX	0	0	0
11. 2016.....	XXX	XXX	XXX	XXX	XXX	XXX	XXX	XXX	XXX	0	0
12. Total.....	XXX	XXX	XXX	XXX	XXX	XXX	XXX	XXX	XXX	XXX	0
13. Earned Prems.(P-Pt 1)	0	0	0	0	1	0	0	0	0	0	XXX

SCHEDULE P - PART 6H - OTHER LIABILITY - OCCURRENCE

SECTION 1A

Years in Which Premiums Were Earned and Losses Were Incurred	Cumulative Premiums Earned Direct and Assumed at Year End (\$000 omitted)										11 Current Year Premiums Earned
	1 2007	2 2008	3 2009	4 2010	5 2011	6 2012	7 2013	8 2014	9 2015	10 2016	
1. Prior.....	168	(1)	0	7	3	(7)	1	(1)	4	0	0
2. 2007.....	163	328	328	328	328	328	328	328	328	328	0
3. 2008.....	XXX	185	379	379	379	379	379	379	379	379	0
4. 2009.....	XXX	XXX	222	464	464	464	464	464	464	464	0
5. 2010.....	XXX	XXX	XXX	297	644	644	644	644	644	644	0
6. 2011.....	XXX	XXX	XXX	XXX	401	837	837	837	837	837	0
7. 2012.....	XXX	XXX	XXX	XXX	XXX	547	1,135	1,135	1,135	1,134	(0)
8. 2013.....	XXX	XXX	XXX	XXX	XXX	XXX	770	1,570	1,570	1,569	(0)
9. 2014.....	XXX	XXX	XXX	XXX	XXX	XXX	XXX	929	1,866	1,865	(1)
10. 2015.....	XXX	XXX	XXX	XXX	XXX	XXX	XXX	XXX	1,066	2,149	1,083
11. 2016.....	XXX	XXX	XXX	XXX	XXX	XXX	XXX	XXX	XXX	1,219	1,219
12. Total.....	XXX	XXX	XXX	XXX	XXX	XXX	XXX	XXX	XXX	XXX	2,302
13. Earned Prems.(P-Pt 1)	331	349	416	546	751	977	1,358	1,728	2,006	2,302	XXX

SECTION 2A

Years in Which Premiums Were Earned and Losses Were Incurred	Cumulative Premiums Earned Ceded at Year End (\$000 omitted)										11 Current Year Premiums Earned
	1 2007	2 2008	3 2009	4 2010	5 2011	6 2012	7 2013	8 2014	9 2015	10 2016	
1. Prior.....	168	(1)	0	7	3	(7)	1	(1)	4	0	0
2. 2007.....	163	328	328	328	328	328	328	328	328	328	0
3. 2008.....	XXX	185	379	379	379	379	379	379	379	379	0
4. 2009.....	XXX	XXX	222	464	464	464	464	464	464	464	0
5. 2010.....	XXX	XXX	XXX	297	644	644	644	644	644	644	0
6. 2011.....	XXX	XXX	XXX	XXX	401	837	837	837	837	837	0
7. 2012.....	XXX	XXX	XXX	XXX	XXX	547	1,135	1,135	1,135	1,134	(0)
8. 2013.....	XXX	XXX	XXX	XXX	XXX	XXX	770	1,570	1,570	1,569	(0)
9. 2014.....	XXX	XXX	XXX	XXX	XXX	XXX	XXX	929	1,866	1,865	(1)
10. 2015.....	XXX	XXX	XXX	XXX	XXX	XXX	XXX	XXX	1,066	2,149	1,083
11. 2016.....	XXX	XXX	XXX	XXX	XXX	XXX	XXX	XXX	XXX	1,219	1,219
12. Total.....	XXX	XXX	XXX	XXX	XXX	XXX	XXX	XXX	XXX	XXX	2,302
13. Earned Prems.(P-Pt 1)	331	349	416	546	751	977	1,358	1,728	2,006	2,302	XXX

SCHEDULE P - PART 6H - OTHER LIABILITY - CLAIMS-MADE

SECTION 1B

Years in Which Premiums Were Earned and Losses Were Incurred	Cumulative Premiums Earned Direct and Assumed at Year End (\$000 omitted)										11 Current Year Premiums Earned
	1 2007	2 2008	3 2009	4 2010	5 2011	6 2012	7 2013	8 2014	9 2015	10 2016	
1. Prior.....	0	0	0	0	0	0	0	0	0	0	0
2. 2007.....	0	0	0	0	0	0	0	0	0	0	0
3. 2008.....	XXX	0	0	0	0	0	0	0	0	0	0
4. 2009.....	XXX	XXX	0	0	0	0	0	0	0	0	0
5. 2010.....	XXX	XXX	XXX	0	0	0	0	0	0	0	0
6. 2011.....	XXX	XXX	XXX	XXX	0	0	0	0	0	0	0
7. 2012.....	XXX	XXX	XXX	XXX	XXX	0	0	0	0	0	0
8. 2013.....	XXX	XXX	XXX	XXX	XXX	XXX	0	0	0	0	0
9. 2014.....	XXX	XXX	XXX	XXX	XXX	XXX	XXX	0	0	0	0
10. 2015.....	XXX	XXX	XXX	XXX	XXX	XXX	XXX	XXX	0	0	0
11. 2016.....	XXX	XXX	XXX	XXX	XXX	XXX	XXX	XXX	XXX	0	0
12. Total.....	XXX	XXX	XXX	XXX	XXX	XXX	XXX	XXX	XXX	XXX	0
13. Earned Prems.(P-Pt 1)	0	0	0	0	0	0	0	0	0	0	XXX

SECTION 2B

Years in Which Premiums Were Earned and Losses Were Incurred	Cumulative Premiums Earned Ceded at Year End (\$000 omitted)										11 Current Year Premiums Earned
	1 2007	2 2008	3 2009	4 2010	5 2011	6 2012	7 2013	8 2014	9 2015	10 2016	
1. Prior.....	0	0	0	0	0	0	0	0	0	0	0
2. 2007.....	0	0	0	0	0	0	0	0	0	0	0
3. 2008.....	XXX	0	0	0	0	0	0	0	0	0	0
4. 2009.....	XXX	XXX	0	0	0	0	0	0	0	0	0
5. 2010.....	XXX	XXX	XXX	0	0	0	0	0	0	0	0
6. 2011.....	XXX	XXX	XXX	XXX	0	0	0	0	0	0	0
7. 2012.....	XXX	XXX	XXX	XXX	XXX	0	0	0	0	0	0
8. 2013.....	XXX	XXX	XXX	XXX	XXX	XXX	0	0	0	0	0
9. 2014.....	XXX	XXX	XXX	XXX	XXX	XXX	XXX	0	0	0	0
10. 2015.....	XXX	XXX	XXX	XXX	XXX	XXX	XXX	XXX	0	0	0
11. 2016.....	XXX	XXX	XXX	XXX	XXX	XXX	XXX	XXX	XXX	0	0
12. Total.....	XXX	XXX	XXX	XXX	XXX	XXX	XXX	XXX	XXX	XXX	0
13. Earned Prems.(P-Pt 1)	0	0	0	0	0	0	0	0	0	0	XXX

SCHEDULE P - PART 6M - INTERNATIONAL

SECTION 1

Years in Which Premiums Were Earned and Losses Were Incurred	Cumulative Premiums Earned Direct and Assumed at Year End (\$000 omitted)										11 Current Year Premiums Earned
	1 2007	2 2008	3 2009	4 2010	5 2011	6 2012	7 2013	8 2014	9 2015	10 2016	
1. Prior.....	0	0	0	0	0	0	0	0	0	0	0
2. 2007.....	0	0	0	0	0	0	0	0	0	0	0
3. 2008.....	XXX	0	0	0	0	0	0	0	0	0	0
4. 2009.....	XXX	XXX	0	0	0	0	0	0	0	0	0
5. 2010.....	XXX	XXX	XXX	0	0	0	0	0	0	0	0
6. 2011.....	XXX	XXX	XXX	XXX	0	0	0	0	0	0	0
7. 2012.....	XXX	XXX	XXX	XXX	XXX	0	0	0	0	0	0
8. 2013.....	XXX	XXX	XXX	XXX	XXX	XXX	0	0	0	0	0
9. 2014.....	XXX	XXX	XXX	XXX	XXX	XXX	XXX	0	0	0	0
10. 2015.....	XXX	XXX	XXX	XXX	XXX	XXX	XXX	XXX	0	0	0
11. 2016.....	XXX	XXX	XXX	XXX	XXX	XXX	XXX	XXX	XXX	0	0
12. Total.....	XXX	XXX	XXX	XXX	XXX	XXX	XXX	XXX	XXX	XXX	0
13. Earned Prems.(P-Pt 1)	0	0	0	0	0	0	0	0	0	0	XXX

SECTION 2

Years in Which Premiums Were Earned and Losses Were Incurred	Cumulative Premiums Earned Ceded at Year End (\$000 omitted)										11 Current Year Premiums Earned
	1 2007	2 2008	3 2009	4 2010	5 2011	6 2012	7 2013	8 2014	9 2015	10 2016	
1. Prior.....	0	0	0	0	0	0	0	0	0	0	0
2. 2007.....	0	0	0	0	0	0	0	0	0	0	0
3. 2008.....	XXX	0	0	0	0	0	0	0	0	0	0
4. 2009.....	XXX	XXX	0	0	0	0	0	0	0	0	0
5. 2010.....	XXX	XXX	XXX	0	0	0	0	0	0	0	0
6. 2011.....	XXX	XXX	XXX	XXX	0	0	0	0	0	0	0
7. 2012.....	XXX	XXX	XXX	XXX	XXX	0	0	0	0	0	0
8. 2013.....	XXX	XXX	XXX	XXX	XXX	XXX	0	0	0	0	0
9. 2014.....	XXX	XXX	XXX	XXX	XXX	XXX	XXX	0	0	0	0
10. 2015.....	XXX	XXX	XXX	XXX	XXX	XXX	XXX	XXX	0	0	0
11. 2016.....	XXX	XXX	XXX	XXX	XXX	XXX	XXX	XXX	XXX	0	0
12. Total.....	XXX	XXX	XXX	XXX	XXX	XXX	XXX	XXX	XXX	XXX	0
13. Earned Prems.(P-Pt 1)	0	0	0	0	0	0	0	0	0	0	XXX

SCHEDULE P - PART 6N - REINSURANCE

NONPROPORTIONAL ASSUMED PROPERTY

SECTION 1

Years in Which Premiums Were Earned and Losses Were Incurred	Cumulative Premiums Earned Direct and Assumed at Year End (\$000 omitted)										11 Current Year Premiums Earned
	1 2007	2 2008	3 2009	4 2010	5 2011	6 2012	7 2013	8 2014	9 2015	10 2016	
1. Prior.....	0	1	0	(5)	0	0	0	0	(1)	0	0
2. 2007.....	3	3	3	3	3	3	3	3	3	3	0
3. 2008.....	XXX	0	0	0	0	0	0	0	0	0	0
4. 2009.....	XXX	XXX	0	0	0	0	0	0	0	0	0
5. 2010.....	XXX	XXX	XXX	0	0	0	0	0	0	0	0
6. 2011.....	XXX	XXX	XXX	XXX	0	0	0	0	0	0	0
7. 2012.....	XXX	XXX	XXX	XXX	XXX	0	0	0	0	0	0
8. 2013.....	XXX	XXX	XXX	XXX	XXX	XXX	0	0	0	0	0
9. 2014.....	XXX	XXX	XXX	XXX	XXX	XXX	XXX	0	0	0	0
10. 2015.....	XXX	XXX	XXX	XXX	XXX	XXX	XXX	XXX	0	0	0
11. 2016.....	XXX	XXX	XXX	XXX	XXX	XXX	XXX	XXX	XXX	0	0
12. Total.....	XXX	XXX	XXX	XXX	XXX	XXX	XXX	XXX	XXX	XXX	0
13. Earned Prems.(P-Pt.1)	3	1	0	(5)	0	0	0	0	(1)	0	XXX

SECTION 2

Years in Which Premiums Were Earned and Losses Were Incurred	Cumulative Premiums Earned Ceded at Year End (\$000 omitted)										11 Current Year Premiums Earned
	1 2007	2 2008	3 2009	4 2010	5 2011	6 2012	7 2013	8 2014	9 2015	10 2016	
1. Prior.....	0	1	0	(5)	0	0	0	0	(1)	0	0
2. 2007.....	3	3	3	3	3	3	3	3	3	3	0
3. 2008.....	XXX	0	0	0	0	0	0	0	0	0	0
4. 2009.....	XXX	XXX	0	0	0	0	0	0	0	0	0
5. 2010.....	XXX	XXX	XXX	0	0	0	0	0	0	0	0
6. 2011.....	XXX	XXX	XXX	XXX	0	0	0	0	0	0	0
7. 2012.....	XXX	XXX	XXX	XXX	XXX	0	0	0	0	0	0
8. 2013.....	XXX	XXX	XXX	XXX	XXX	XXX	0	0	0	0	0
9. 2014.....	XXX	XXX	XXX	XXX	XXX	XXX	XXX	0	0	0	0
10. 2015.....	XXX	XXX	XXX	XXX	XXX	XXX	XXX	XXX	0	0	0
11. 2016.....	XXX	XXX	XXX	XXX	XXX	XXX	XXX	XXX	XXX	0	0
12. Total.....	XXX	XXX	XXX	XXX	XXX	XXX	XXX	XXX	XXX	XXX	0
13. Earned Prems.(P-Pt.1)	3	1	0	(5)	0	0	0	0	(1)	0	XXX

SCHEDULE P - PART 6O - REINSURANCE

NONPROPORTIONAL ASSUMED LIABILITY

SECTION 1

Years in Which Premiums Were Earned and Losses Were Incurred	Cumulative Premiums Earned Direct and Assumed at Year End (\$000 omitted)										11 Current Year Premiums Earned
	1 2007	2 2008	3 2009	4 2010	5 2011	6 2012	7 2013	8 2014	9 2015	10 2016	
1. Prior.....	0	(23)	11	15	22	11	14	7	8	(11)	(11)
2. 2007.....	216	216	216	216	216	216	216	216	216	216	0
3. 2008.....	XXX	0	0	0	0	0	0	0	0	0	0
4. 2009.....	XXX	XXX	0	0	0	0	0	0	0	0	0
5. 2010.....	XXX	XXX	XXX	0	0	0	0	0	0	0	0
6. 2011.....	XXX	XXX	XXX	XXX	0	0	0	0	0	0	0
7. 2012.....	XXX	XXX	XXX	XXX	XXX	0	0	0	0	0	0
8. 2013.....	XXX	XXX	XXX	XXX	XXX	XXX	0	0	0	0	0
9. 2014.....	XXX	XXX	XXX	XXX	XXX	XXX	XXX	0	0	0	0
10. 2015.....	XXX	XXX	XXX	XXX	XXX	XXX	XXX	XXX	0	0	0
11. 2016.....	XXX	XXX	XXX	XXX	XXX	XXX	XXX	XXX	XXX	0	0
12. Total.....	XXX	XXX	XXX	XXX	XXX	XXX	XXX	XXX	XXX	XXX	(11)
13. Earned Prems.(P-Pt.1)	216	(23)	11	15	22	11	14	7	8	(11)	XXX

SECTION 2

Years in Which Premiums Were Earned and Losses Were Incurred	Cumulative Premiums Earned Ceded at Year End (\$000 omitted)										11 Current Year Premiums Earned
	1 2007	2 2008	3 2009	4 2010	5 2011	6 2012	7 2013	8 2014	9 2015	10 2016	
1. Prior.....	0	(23)	11	15	22	11	14	7	8	(11)	(11)
2. 2007.....	216	216	216	216	216	216	216	216	216	216	0
3. 2008.....	XXX	0	0	0	0	0	0	0	0	0	0
4. 2009.....	XXX	XXX	0	0	0	0	0	0	0	0	0
5. 2010.....	XXX	XXX	XXX	0	0	0	0	0	0	0	0
6. 2011.....	XXX	XXX	XXX	XXX	0	0	0	0	0	0	0
7. 2012.....	XXX	XXX	XXX	XXX	XXX	0	0	0	0	0	0
8. 2013.....	XXX	XXX	XXX	XXX	XXX	XXX	0	0	0	0	0
9. 2014.....	XXX	XXX	XXX	XXX	XXX	XXX	XXX	0	0	0	0
10. 2015.....	XXX	XXX	XXX	XXX	XXX	XXX	XXX	XXX	0	0	0
11. 2016.....	XXX	XXX	XXX	XXX	XXX	XXX	XXX	XXX	XXX	0	0
12. Total.....	XXX	XXX	XXX	XXX	XXX	XXX	XXX	XXX	XXX	XXX	(11)
13. Earned Prems.(P-Pt.1)	216	(23)	11	15	22	11	14	7	8	(11)	XXX

SCHEDULE P - PART 6R - PRODUCTS LIABILITY - OCCURRENCE

SECTION 1A

Years in Which Premiums Were Earned and Losses Were Incurred	Cumulative Premiums Earned Direct and Assumed at Year End (\$000 omitted)										11 Current Year Premiums Earned
	1 2007	2 2008	3 2009	4 2010	5 2011	6 2012	7 2013	8 2014	9 2015	10 2016	
1. Prior.....	0	0	0	0	0	0	0	0	0	0	0
2. 2007.....	0	0	0	0	0	0	0	0	0	0	0
3. 2008.....	XXX	0	0	0	0	0	0	0	0	0	0
4. 2009.....	XXX	XXX	0	0	0	0	0	0	0	0	0
5. 2010.....	XXX	XXX	XXX	0	0	0	0	0	0	0	0
6. 2011.....	XXX	XXX	XXX	XXX	0	0	0	0	0	0	0
7. 2012.....	XXX	XXX	XXX	XXX	XXX	0	0	0	0	0	0
8. 2013.....	XXX	XXX	XXX	XXX	XXX	XXX	0	0	0	0	0
9. 2014.....	XXX	XXX	XXX	XXX	XXX	XXX	XXX	0	0	0	0
10. 2015.....	XXX	XXX	XXX	XXX	XXX	XXX	XXX	XXX	0	0	0
11. 2016.....	XXX	XXX	XXX	XXX	XXX	XXX	XXX	XXX	XXX	0	0
12. Total.....	XXX	XXX	XXX	XXX	XXX	XXX	XXX	XXX	XXX	XXX	0
13. Earned Prems.(P-Pt 1)	0	0	0	0	0	0	0	0	0	0	XXX

SECTION 2A

Years in Which Premiums Were Earned and Losses Were Incurred	Cumulative Premiums Earned Ceded at Year End (\$000 omitted)										11 Current Year Premiums Earned
	1 2007	2 2008	3 2009	4 2010	5 2011	6 2012	7 2013	8 2014	9 2015	10 2016	
1. Prior.....	0	0	0	0	0	0	0	0	0	0	0
2. 2007.....	0	0	0	0	0	0	0	0	0	0	0
3. 2008.....	XXX	0	0	0	0	0	0	0	0	0	0
4. 2009.....	XXX	XXX	0	0	0	0	0	0	0	0	0
5. 2010.....	XXX	XXX	XXX	0	0	0	0	0	0	0	0
6. 2011.....	XXX	XXX	XXX	XXX	0	0	0	0	0	0	0
7. 2012.....	XXX	XXX	XXX	XXX	XXX	0	0	0	0	0	0
8. 2013.....	XXX	XXX	XXX	XXX	XXX	XXX	0	0	0	0	0
9. 2014.....	XXX	XXX	XXX	XXX	XXX	XXX	XXX	0	0	0	0
10. 2015.....	XXX	XXX	XXX	XXX	XXX	XXX	XXX	XXX	0	0	0
11. 2016.....	XXX	XXX	XXX	XXX	XXX	XXX	XXX	XXX	XXX	0	0
12. Total.....	XXX	XXX	XXX	XXX	XXX	XXX	XXX	XXX	XXX	XXX	0
13. Earned Prems.(P-Pt 1)	0	0	0	0	0	0	0	0	0	0	XXX

SCHEDULE P - PART 6R - PRODUCTS LIABILITY - CLAIMS-MADE

SECTION 1B

Years in Which Premiums Were Earned and Losses Were Incurred	Cumulative Premiums Earned Direct and Assumed at Year End (\$000 omitted)										11 Current Year Premiums Earned
	1 2007	2 2008	3 2009	4 2010	5 2011	6 2012	7 2013	8 2014	9 2015	10 2016	
1. Prior.....	0	0	0	0	0	0	0	0	0	0	0
2. 2007.....	0	0	0	0	0	0	0	0	0	0	0
3. 2008.....	XXX	0	0	0	0	0	0	0	0	0	0
4. 2009.....	XXX	XXX	0	0	0	0	0	0	0	0	0
5. 2010.....	XXX	XXX	XXX	0	0	0	0	0	0	0	0
6. 2011.....	XXX	XXX	XXX	XXX	0	0	0	0	0	0	0
7. 2012.....	XXX	XXX	XXX	XXX	XXX	0	0	0	0	0	0
8. 2013.....	XXX	XXX	XXX	XXX	XXX	XXX	0	0	0	0	0
9. 2014.....	XXX	XXX	XXX	XXX	XXX	XXX	XXX	0	0	0	0
10. 2015.....	XXX	XXX	XXX	XXX	XXX	XXX	XXX	XXX	0	0	0
11. 2016.....	XXX	XXX	XXX	XXX	XXX	XXX	XXX	XXX	XXX	0	0
12. Total.....	XXX	XXX	XXX	XXX	XXX	XXX	XXX	XXX	XXX	XXX	0
13. Earned Prems.(P-Pt 1)	0	0	0	0	0	0	0	0	0	0	XXX

SECTION 2B

Years in Which Premiums Were Earned and Losses Were Incurred	Cumulative Premiums Earned Ceded at Year End (\$000 omitted)										11 Current Year Premiums Earned
	1 2007	2 2008	3 2009	4 2010	5 2011	6 2012	7 2013	8 2014	9 2015	10 2016	
1. Prior.....	0	0	0	0	0	0	0	0	0	0	0
2. 2007.....	0	0	0	0	0	0	0	0	0	0	0
3. 2008.....	XXX	0	0	0	0	0	0	0	0	0	0
4. 2009.....	XXX	XXX	0	0	0	0	0	0	0	0	0
5. 2010.....	XXX	XXX	XXX	0	0	0	0	0	0	0	0
6. 2011.....	XXX	XXX	XXX	XXX	0	0	0	0	0	0	0
7. 2012.....	XXX	XXX	XXX	XXX	XXX	0	0	0	0	0	0
8. 2013.....	XXX	XXX	XXX	XXX	XXX	XXX	0	0	0	0	0
9. 2014.....	XXX	XXX	XXX	XXX	XXX	XXX	XXX	0	0	0	0
10. 2015.....	XXX	XXX	XXX	XXX	XXX	XXX	XXX	XXX	0	0	0
11. 2016.....	XXX	XXX	XXX	XXX	XXX	XXX	XXX	XXX	XXX	0	0
12. Total.....	XXX	XXX	XXX	XXX	XXX	XXX	XXX	XXX	XXX	XXX	0
13. Earned Prems.(P-Pt 1)	0	0	0	0	0	0	0	0	0	0	XXX

SCHEDULE P - PART 7A - PRIMARY LOSS SENSITIVE CONTRACTS

(\$000 Omitted)

SECTION 1

Schedule P - Part 1	1 Total Net Losses and Expenses Unpaid	2 Net Losses and Expenses Unpaid on Loss Sensitive Contracts	3 Loss Sensitive as Percentage of Total	4 Total Net Premiums Written	5 Net Premiums Written on Loss Sensitive Contracts	6 Loss Sensitive as Percentage of Total
1. Homeowners/farmowners.....	0	0	0.0	0	0	0.0
2. Private passenger auto liability/medical.....	0	0	0.0	0	0	0.0
3. Commercial auto/truck liability/medical.....	0	0	0.0	0	0	0.0
4. Workers' compensation.....	0	0	0.0	0	0	0.0
5. Commercial multiple peril.....	0	0	0.0	0	0	0.0
6. Medical professional liability - occurrence.....	0	0	0.0	0	0	0.0
7. Medical professional liability - claims-made.....	0	0	0.0	0	0	0.0
8. Special liability.....	0	0	0.0	0	0	0.0
9. Other liability - occurrence.....	0	0	0.0	0	0	0.0
10. Other liability - claims-made.....	0	0	0.0	0	0	0.0
11. Special property.....	0	0	0.0	0	0	0.0
12. Auto physical damage.....	0	0	0.0	0	0	0.0
13. Fidelity/surety.....	0	0	0.0	0	0	0.0
14. Other.....	0	0	0.0	0	0	0.0
15. International.....	0	0	0.0	0	0	0.0
16. Reinsurance - nonproportional assumed property.....	XXX	XXX	XXX	XXX	XXX	XXX
17. Reinsurance - nonproportional assumed liability.....	XXX	XXX	XXX	XXX	XXX	XXX
18. Reinsurance - nonproportional assumed financial lines.....	XXX	XXX	XXX	XXX	XXX	XXX
19. Products liability - occurrence.....	0	0	0.0	0	0	0.0
20. Products liability - claims-made.....	0	0	0.0	0	0	0.0
21. Financial guaranty/mortgage guaranty.....	0	0	0.0	0	0	0.0
22. Warranty.....	0	0	0.0	0	0	0.0
23. Totals.....	0	0	0.0	0	0	0.0

SECTION 2

Years in Which Policies Were Issued	Incurred Losses and Defense and Cost Containment Expenses Reported at Year End (\$000 omitted)									
	1 2007	2 2008	3 2009	4 2010	5 2011	6 2012	7 2013	8 2014	9 2015	10 2016
1. Prior.....	0	0	0	0	0	0	0	0	0	0
2. 2007.....	0	0	0	0	0	0	0	0	0	0
3. 2008.....	XXX	0	0	0	0	0	0	0	0	0
4. 2009.....	XXX	XXX	0	0	0	0	0	0	0	0
5. 2010.....	XXX	XXX	XXX	0	0	0	0	0	0	0
6. 2011.....	XXX	XXX	XXX	XXX	0	0	0	0	0	0
7. 2012.....	XXX	XXX	XXX	XXX	XXX	0	0	0	0	0
8. 2013.....	XXX	XXX	XXX	XXX	XXX	XXX	0	0	0	0
9. 2014.....	XXX	XXX	XXX	XXX	XXX	XXX	XXX	0	0	0
10. 2015.....	XXX	XXX	XXX	XXX	XXX	XXX	XXX	XXX	0	0
11. 2016.....	XXX	XXX	XXX	XXX	XXX	XXX	XXX	XXX	XXX	0

SECTION 3

Years in Which Policies Were Issued	Bulk and Incurred But Not Reported Reserves for Losses and Defense and Cost Containment Expenses at Year End (\$000 omitted)									
	1 2007	2 2008	3 2009	4 2010	5 2011	6 2012	7 2013	8 2014	9 2015	10 2016
1. Prior.....	0	0	0	0	0	0	0	0	0	0
2. 2007.....	0	0	0	0	0	0	0	0	0	0
3. 2008.....	XXX	0	0	0	0	0	0	0	0	0
4. 2009.....	XXX	XXX	0	0	0	0	0	0	0	0
5. 2010.....	XXX	XXX	XXX	0	0	0	0	0	0	0
6. 2011.....	XXX	XXX	XXX	XXX	0	0	0	0	0	0
7. 2012.....	XXX	XXX	XXX	XXX	XXX	0	0	0	0	0
8. 2013.....	XXX	XXX	XXX	XXX	XXX	XXX	0	0	0	0
9. 2014.....	XXX	XXX	XXX	XXX	XXX	XXX	XXX	0	0	0
10. 2015.....	XXX	XXX	XXX	XXX	XXX	XXX	XXX	XXX	0	0
11. 2016.....	XXX	XXX	XXX	XXX	XXX	XXX	XXX	XXX	XXX	0

SCHEDULE P - PART 7A - PRIMARY LOSS SENSITIVE CONTRACTS (continued)

SECTION 4

Years in Which Policies Were Issued	Net Earned Premiums Reported at Year End (\$000 omitted)									
	1 2007	2 2008	3 2009	4 2010	5 2011	6 2012	7 2013	8 2014	9 2015	10 2016
1. Prior.....0000000000
2. 2007.....0000000000
3. 2008.....	XXX000000000
4. 2009.....	XXX	XXX00000000
5. 2010.....	XXX	XXX	XXX0000000
6. 2011.....	XXX	XXX	XXX	XXX000000
7. 2012.....	XXX	XXX	XXX	XXX	XXX00000
8. 2013.....	XXX	XXX	XXX	XXX	XXX	XXX0000
9. 2014.....	XXX	XXX	XXX	XXX	XXX	XXX	XXX000
10. 2015.....	XXX	XXX	XXX	XXX	XXX	XXX	XXX	XXX00
11. 2016.....	XXX	XXX	XXX	XXX	XXX	XXX	XXX	XXX	XXX0

NONE

SECTION 5

Years in Which Policies Were Issued	Net Reserve for Premium Adjustments and Accrued Retrospective Premiums at Year End (\$000 omitted)									
	1 2007	2 2008	3 2009	4 2010	5 2011	6 2012	7 2013	8 2014	9 2015	10 2016
1. Prior.....0000000000
2. 2007.....0000000000
3. 2008.....	XXX000000000
4. 2009.....	XXX	XXX00000000
5. 2010.....	XXX	XXX	XXX0000000
6. 2011.....	XXX	XXX	XXX	XXX000000
7. 2012.....	XXX	XXX	XXX	XXX	XXX00000
8. 2013.....	XXX	XXX	XXX	XXX	XXX	XXX0000
9. 2014.....	XXX	XXX	XXX	XXX	XXX	XXX	XXX000
10. 2015.....	XXX	XXX	XXX	XXX	XXX	XXX	XXX	XXX00
11. 2016.....	XXX	XXX	XXX	XXX	XXX	XXX	XXX	XXX	XXX0

NONE

SCHEDULE P - PART 7B - REINSURANCE LOSS SENSITIVE CONTRACTS

(\$000 Omitted)

SECTION 1

Schedule P - Part 1	1 Total Net Losses and Expenses Unpaid	2 Net Losses and Expenses Unpaid on Loss Sensitive Contracts	3 Loss Sensitive as Percentage of Total	4 Total Net Premiums Written	5 Net Premiums Written on Loss Sensitive Contracts	6 Loss Sensitive as Percentage of Total
1. Homeowners/farmowners.....	0	0	0.0	0	0	0.0
2. Private passenger auto liability/medical.....	0	0	0.0	0	0	0.0
3. Commercial auto/truck liability/medical.....	0	0	0.0	0	0	0.0
4. Workers' compensation.....	0	0	0.0	0	0	0.0
5. Commercial multiple peril.....	0	0	0.0	0	0	0.0
6. Medical professional liability - occurrence.....	0	0	0.0	0	0	0.0
7. Medical professional liability - claims-made.....	0	0	0.0	0	0	0.0
8. Special liability.....	0	0	0.0	0	0	0.0
9. Other liability - occurrence.....	0	0	0.0	0	0	0.0
10. Other liability - claims-made.....	0	0	0.0	0	0	0.0
11. Special property.....	0	0	0.0	0	0	0.0
12. Auto physical damage.....	0	0	0.0	0	0	0.0
13. Fidelity/surety.....	0	0	0.0	0	0	0.0
14. Other.....	0	0	0.0	0	0	0.0
15. International.....	0	0	0.0	0	0	0.0
16. Reinsurance - nonproportional assumed property.....	0	0	0.0	0	0	0.0
17. Reinsurance - nonproportional assumed liability.....	0	0	0.0	0	0	0.0
18. Reinsurance - nonproportional assumed financial lines.....	0	0	0.0	0	0	0.0
19. Products liability - occurrence.....	0	0	0.0	0	0	0.0
20. Products liability - claims-made.....	0	0	0.0	0	0	0.0
21. Financial guaranty/mortgage guaranty.....	0	0	0.0	0	0	0.0
22. Warranty.....	0	0	0.0	0	0	0.0
23. Totals	0	0	0.0	0	0	0.0

SECTION 2

Years in Which Policies Were Issued	Incurred Losses and Defense and Cost Containment Expenses Reported at Year End (\$000 omitted)									
	1 2007	2 2008	3 2009	4 2010	5 2011	6 2012	7 2013	8 2014	9 2015	10 2016
1. Prior.....	0	0	0	0	0	0	0	0	0	0
2. 2007.....	0	0	0	0	0	0	0	0	0	0
3. 2008.....	XXX	0	0	0	0	0	0	0	0	0
4. 2009.....	XXX	XXX	0	0	0	0	0	0	0	0
5. 2010.....	XXX	XXX	XXX	0	0	0	0	0	0	0
6. 2011.....	XXX	XXX	XXX	XXX	0	0	0	0	0	0
7. 2012.....	XXX	XXX	XXX	XXX	XXX	0	0	0	0	0
8. 2013.....	XXX	XXX	XXX	XXX	XXX	XXX	0	0	0	0
9. 2014.....	XXX	XXX	XXX	XXX	XXX	XXX	XXX	0	0	0
10. 2015.....	XXX	XXX	XXX	XXX	XXX	XXX	XXX	XXX	0	0
11. 2016.....	XXX	XXX	XXX	XXX	XXX	XXX	XXX	XXX	XXX	0

SECTION 3

Years in Which Policies Were Issued	Bulk and Incurred But Not Reported Reserves for Losses and Defense and Cost Containment Expenses at Year End (\$000 omitted)									
	1 2007	2 2008	3 2009	4 2010	5 2011	6 2012	7 2013	8 2014	9 2015	10 2016
1. Prior.....	0	0	0	0	0	0	0	0	0	0
2. 2007.....	0	0	0	0	0	0	0	0	0	0
3. 2008.....	XXX	0	0	0	0	0	0	0	0	0
4. 2009.....	XXX	XXX	0	0	0	0	0	0	0	0
5. 2010.....	XXX	XXX	XXX	0	0	0	0	0	0	0
6. 2011.....	XXX	XXX	XXX	XXX	0	0	0	0	0	0
7. 2012.....	XXX	XXX	XXX	XXX	XXX	0	0	0	0	0
8. 2013.....	XXX	XXX	XXX	XXX	XXX	XXX	0	0	0	0
9. 2014.....	XXX	XXX	XXX	XXX	XXX	XXX	XXX	0	0	0
10. 2015.....	XXX	XXX	XXX	XXX	XXX	XXX	XXX	XXX	0	0
11. 2016.....	XXX	XXX	XXX	XXX	XXX	XXX	XXX	XXX	XXX	0

Annual Statement for the year 2016 of the **Metropolitan Group Property and Casualty Insurance Company**
SCHEDULE P - PART 7B - REINSURANCE LOSS SENSITIVE CONTRACTS (continued)

SECTION 4

Years in Which Policies Were Issued	Net Earned Premiums Reported At Year End (\$000 Omitted)									
	1 2007	2 2008	3 2009	4 2010	5 2011	6 2012	7 2013	8 2014	9 2015	10 2016
1. Prior.....	0	0	0	0	0	0	0	0	0	0
2. 2007.....	0	0	0	0	0	0	0	0	0	0
3. 2008.....	.XXX	0	0	0	0	0	0	0	0	0
4. 2009.....	.XXX	.XXX	0	0	0	0	0	0	0	0
5. 2010.....	.XXX	.XXX	.XXX	0	0	0	0	0	0	0
6. 2011.....	.XXX	.XXX	.XXX	.XXX	0	0	0	0	0	0
7. 2012.....	.XXX	.XXX	.XXX	.XXX	.XXX	0	0	0	0	0
8. 2013.....	.XXX	.XXX	.XXX	.XXX	.XXX	.XXX	0	0	0	0
9. 2014.....	.XXX	.XXX	.XXX	.XXX	.XXX	.XXX	.XXX	0	0	0
10. 2015.....	.XXX	.XXX	.XXX	.XXX	.XXX	.XXX	.XXX	.XXX	0	0
11. 2016.....	.XXX	.XXX	.XXX	.XXX	.XXX	.XXX	.XXX	.XXX	.XXX	0

SECTION 5

Years in Which Policies Were Issued	Net Reserve For Premium Adjustments And Accrued Retrospective Premiums At Year End (\$000 Omitted)									
	1 2007	2 2008	3 2009	4 2010	5 2011	6 2012	7 2013	8 2014	9 2015	10 2016
1. Prior.....	0	0	0	0	0	0	0	0	0	0
2. 2007.....	0	0	0	0	0	0	0	0	0	0
3. 2008.....	.XXX	0	0	0	0	0	0	0	0	0
4. 2009.....	.XXX	.XXX	0	0	0	0	0	0	0	0
5. 2010.....	.XXX	.XXX	.XXX	0	0	0	0	0	0	0
6. 2011.....	.XXX	.XXX	.XXX	.XXX	0	0	0	0	0	0
7. 2012.....	.XXX	.XXX	.XXX	.XXX	.XXX	0	0	0	0	0
8. 2013.....	.XXX	.XXX	.XXX	.XXX	.XXX	.XXX	0	0	0	0
9. 2014.....	.XXX	.XXX	.XXX	.XXX	.XXX	.XXX	.XXX	0	0	0
10. 2015.....	.XXX	.XXX	.XXX	.XXX	.XXX	.XXX	.XXX	.XXX	0	0
11. 2016.....	.XXX	.XXX	.XXX	.XXX	.XXX	.XXX	.XXX	.XXX	.XXX	0

SECTION 6

Years in Which Policies Were Issued	Incurred Adjustable Commissions Reported At Year End (\$000 Omitted)									
	1 2007	2 2008	3 2009	4 2010	5 2011	6 2012	7 2013	8 2014	9 2015	10 2016
1. Prior.....	0	0	0	0	0	0	0	0	0	0
2. 2007.....	0	0	0	0	0	0	0	0	0	0
3. 2008.....	.XXX	0	0	0	0	0	0	0	0	0
4. 2009.....	.XXX	.XXX	0	0	0	0	0	0	0	0
5. 2010.....	.XXX	.XXX	.XXX	0	0	0	0	0	0	0
6. 2011.....	.XXX	.XXX	.XXX	.XXX	0	0	0	0	0	0
7. 2012.....	.XXX	.XXX	.XXX	.XXX	.XXX	0	0	0	0	0
8. 2013.....	.XXX	.XXX	.XXX	.XXX	.XXX	.XXX	0	0	0	0
9. 2014.....	.XXX	.XXX	.XXX	.XXX	.XXX	.XXX	.XXX	0	0	0
10. 2015.....	.XXX	.XXX	.XXX	.XXX	.XXX	.XXX	.XXX	.XXX	0	0
11. 2016.....	.XXX	.XXX	.XXX	.XXX	.XXX	.XXX	.XXX	.XXX	.XXX	0

SECTION 7

Years in Which Policies Were Issued	Reserves For Commission Adjustments At Year End (\$000 Omitted)									
	1 2007	2 2008	3 2009	4 2010	5 2011	6 2012	7 2013	8 2014	9 2015	10 2016
1. Prior.....	0	0	0	0	0	0	0	0	0	0
2. 2007.....	0	0	0	0	0	0	0	0	0	0
3. 2008.....	.XXX	0	0	0	0	0	0	0	0	0
4. 2009.....	.XXX	.XXX	0	0	0	0	0	0	0	0
5. 2010.....	.XXX	.XXX	.XXX	0	0	0	0	0	0	0
6. 2011.....	.XXX	.XXX	.XXX	.XXX	0	0	0	0	0	0
7. 2012.....	.XXX	.XXX	.XXX	.XXX	.XXX	0	0	0	0	0
8. 2013.....	.XXX	.XXX	.XXX	.XXX	.XXX	.XXX	0	0	0	0
9. 2014.....	.XXX	.XXX	.XXX	.XXX	.XXX	.XXX	.XXX	0	0	0
10. 2015.....	.XXX	.XXX	.XXX	.XXX	.XXX	.XXX	.XXX	.XXX	0	0
11. 2016.....	.XXX	.XXX	.XXX	.XXX	.XXX	.XXX	.XXX	.XXX	.XXX	0

SCHEDULE P INTERROGATORIES

1. The following questions relate to yet-to-be-issued Extended Reporting Endorsements (EREs) arising from Death, Disability, or Retirement (DDR) provisions in Medical Professional Liability Claims-Made insurance policies. EREs provided for reasons other than DDR are not included.
- 1.1 Does the company issue Medical Professional Liability Claims-Made insurance policies that provide tail (also known as an extended reporting endorsement, or "ERE") benefits in the event of Death, Disability, or Retirement (DDR) at a reduced charge or at no additional cost? Yes [] No [X]
 If the answer to question 1.1 is "no", leave the following questions blank. If the answer to question 1.1 is "yes", please answer the following questions.
- 1.2 What is the total amount of the reserve for that provision (DDR reserve), as reported, explicitly or not, elsewhere in this statement (in dollars)? \$.....0
- 1.3 Does the company report any DDR reserve as Unearned Premium Reserve per SSAP #65? Yes [] No []
- 1.4 Does the company report any DDR reserve as loss or loss adjustment expense reserve? Yes [] No []
- 1.5 If the company reports DDR reserve as Unearned Premium Reserve, does that amount match the figure on the Underwriting and Investment Exhibit, Part 1A - Recapitulation of all Premiums (Page 7) Column 2, Lines 11.1 plus 11.2? Yes [] No [] N/A []
- 1.6 If the company reports DDR reserve as loss or loss adjustment expense reserve, please complete the following table corresponding to where these reserves are reported in Schedule P:

Years in Which Premiums Were Earned and Losses Were Incurred		DDR Reserve Included in Schedule P, Part 1F, Medical Professional Liability Column 24: Total Net Losses and Expenses Unpaid	
		1 Section 1: Occurrence	2 Section 2: Claims-Made
1.601	Prior.....00
1.602	2007.....00
1.603	2008.....00
1.604	2009.....00
1.605	2010.....00
1.606	2011.....00
1.607	2012.....00
1.608	2013.....00
1.609	2014.....00
1.610	2015.....00
1.611	2016.....00
1.612	Totals.....00

2. The definition of allocated loss adjustment expenses (ALAE) and, therefore, unallocated loss adjustment expenses (ULAE) was changed effective January 1, 1998. This change in definition applies to both paid and unpaid expenses. Are these expenses (now reported as "Defense and Cost Containment" and "Adjusting and Other") reported in compliance with these definitions in this statement? Yes [X] No []

3. The Adjusting and Other expense payments and reserves should be allocated to the years in which the losses were incurred based on the number of claims reported, closed and outstanding in those years. When allocating Adjusting and Other expense between companies in a group or a pool, the Adjusting and Other expense should be allocated in the same percentage used for the loss amounts and the claim counts. For reinsurers, Adjusting and Other expense assumed should be reported according to the reinsurance contract. For Adjusting and Other expense incurred by reinsurers, or in those situations where suitable claim count information is not available, Adjusting and Other expense should be allocated by a reasonable method determined by the company and described in Interrogatory 7, below. Are they so reported in this statement? Yes [X] No []

4. Do any lines in Schedule P include reserves that are reported gross of any discount to present value of future payments, and that are reported net of such discounts on Page 10? Yes [] No [X]

If yes, proper disclosure must be made in the Notes to Financial Statements, as specified in the Instructions. Also, the discounts must be reported in Schedule P - Part 1, Columns 32 and 33.

Schedule P must be completed gross of non-tabular discounting. Work papers relating to discount calculations must be available for examination upon request.

Discounting is allowed only if expressly permitted by the state insurance department to which this Annual Statement is being filed.

5. What were the net premiums in force at the end of the year for: (in thousands of dollars)
- 5.1 Fidelity \$.....0
- 5.2 Surety \$.....0

6. Claim count information is reported per claim or per claimant. (Indicate which). PER CLAIM
 If not the same in all years, explain in Interrogatory 7.

- 7.1 The information provided in Schedule P will be used by many persons to estimate the adequacy of the current loss and expense reserves, among other things. Are there any especially significant events, coverage, retention or accounting changes that have occurred that must be considered when making such analyses? Yes [X] No []

- 7.2 An extended statement may be attached.
Effective January 1, 2001, the company entered into a 100% Restated Quota Share Reinsurance Agreement with its parent company. The company cedes to its parent 100% interest in gross net liabilities and its premiums, losses, expenses, payment fees, dividends and direct agents balance.

SCHEDULE T - PART 2

INTERSTATE COMPACT - EXHIBIT OF PREMIUMS WRITTEN

Allocated by States and Territories

States, Etc.		Direct Business Only					Totals
		1 Life (Group and Individual)	2 Annuities (Group and Individual)	3 Disability Income (Group and Individual)	4 Long-Term Care (Group and Individual)	5 Deposit-Type Contracts	
1. Alabama.....AL	0	0	0	0	0	0	
2. Alaska.....AK	0	0	0	0	0	0	
3. Arizona.....AZ	0	0	0	0	0	0	
4. Arkansas.....AR	0	0	0	0	0	0	
5. California.....CA	0	0	0	0	0	0	
6. Colorado.....CO	0	0	0	0	0	0	
7. Connecticut.....CT	0	0	0	0	0	0	
8. Delaware.....DE	0	0	0	0	0	0	
9. District of Columbia.....DC	0	0	0	0	0	0	
10. Florida.....FL	0	0	0	0	0	0	
11. Georgia.....GA	0	0	0	0	0	0	
12. Hawaii.....HI	0	0	0	0	0	0	
13. Idaho.....ID	0	0	0	0	0	0	
14. Illinois.....IL	0	0	0	0	0	0	
15. Indiana.....IN	0	0	0	0	0	0	
16. Iowa.....IA	0	0	0	0	0	0	
17. Kansas.....KS	0	0	0	0	0	0	
18. Kentucky.....KY	0	0	0	0	0	0	
19. Louisiana.....LA	0	0	0	0	0	0	
20. Maine.....ME	0	0	0	0	0	0	
21. Maryland.....MD	0	0	0	0	0	0	
22. Massachusetts.....MA	0	0	0	0	0	0	
23. Michigan.....MI	0	0	0	0	0	0	
24. Minnesota.....MN	0	0	0	0	0	0	
25. Mississippi.....MS	0	0	0	0	0	0	
26. Missouri.....MO	0	0	0	0	0	0	
27. Montana.....MT	0	0	0	0	0	0	
28. Nebraska.....NE	0	0	0	0	0	0	
29. Nevada.....NV	0	0	0	0	0	0	
30. New Hampshire.....NH	0	0	0	0	0	0	
31. New Jersey.....NJ	0	0	0	0	0	0	
32. New Mexico.....NM	0	0	0	0	0	0	
33. New York.....NY	0	0	0	0	0	0	
34. North Carolina.....NC	0	0	0	0	0	0	
35. North Dakota.....ND	0	0	0	0	0	0	
36. Ohio.....OH	0	0	0	0	0	0	
37. Oklahoma.....OK	0	0	0	0	0	0	
38. Oregon.....OR	0	0	0	0	0	0	
39. Pennsylvania.....PA	0	0	0	0	0	0	
40. Rhode Island.....RI	0	0	0	0	0	0	
41. South Carolina.....SC	0	0	0	0	0	0	
42. South Dakota.....SD	0	0	0	0	0	0	
43. Tennessee.....TN	0	0	0	0	0	0	
44. Texas.....TX	0	0	0	0	0	0	
45. Utah.....UT	0	0	0	0	0	0	
46. Vermont.....VT	0	0	0	0	0	0	
47. Virginia.....VA	0	0	0	0	0	0	
48. Washington.....WA	0	0	0	0	0	0	
49. West Virginia.....WV	0	0	0	0	0	0	
50. Wisconsin.....WI	0	0	0	0	0	0	
51. Wyoming.....WY	0	0	0	0	0	0	
52. American Samoa.....AS	0	0	0	0	0	0	
53. Guam.....GU	0	0	0	0	0	0	
54. Puerto Rico.....PR	0	0	0	0	0	0	
55. US Virgin Islands.....VI	0	0	0	0	0	0	
56. Northern Mariana Islands.....MP	0	0	0	0	0	0	
57. Canada.....CAN	0	0	0	0	0	0	
58. Aggregate Other Alien.....OT	0	0	0	0	0	0	
59. Totals.....	0	0	0	0	0	0	

NONE

Metropolitan Group Property and Casualty Insurance Company

SCHEDULE Y

PART 1A - DETAIL OF INSURANCE HOLDING COMPANY SYSTEM

1	2	3	4	5	6	7	8	9	10	11	12	13	14	15	16
Group Code	Group Name	NAIC Company Code	ID Number	Federal RSSD	CIK	Name of Securities Exchange if Publicly Traded (U.S. or International)	Names of Parent, Subsidiaries or Affiliates	Domiciliary Location	Relationship to Reporting Entity	Directly Controlled by (Name of Entity/Person)	Type of Control (Ownership Board, Management Attorney-in-Fact, Influence, Other)	If Control is Ownership Provide Percentage	Ultimate Controlling Entity(ies)/Person(s)	Is an SCA Filing Required? (Y/N)	*
Members															
0241	MetLife.....	00000..	13-4075851..	2945824	1099219	NYSE, ISE.....	MetLife, Inc.....	DE.....	UIP.....	Board of Directors.....	Board of Directors	0.000	Board of Directors.....	..N.....	0.....
0241	MetLife.....	65978..	13-5581829..	1583845	937834	ISE.....	Metropolitan Life Insurance Company.....	NY.....	IA.....	MetLife, Inc.....	Ownership.....	100.000	MetLife, Inc.....	..N.....	0.....
0241	MetLife.....	00000..	20-2985998..	0	0		500 Grant Street GP, LLC.....	DE.....	NIA.....	Metropolitan Life Insurance Company.....	Ownership.....	100.000	MetLife, Inc.....	..N.....	0.....
0241	MetLife.....	00000..		0	0		500 Grant Street Associates Limited Partnership	CT.....	NIA.....	Metropolitan Life Insurance Company.....	Ownership.....	99.000	MetLife, Inc.....	..N.....	0.....
0241	MetLife.....	00000..		0	0		500 Grant Street Associates Limited Partnership	CT.....	NIA.....	500 Grant Street GP LLC.....	Ownership.....	1.000	MetLife, Inc.....	..N.....	0.....
0241	MetLife.....	00000..	22-3140349..	0	0		MetLife Retirement Services LLC.....	NJ.....	NIA.....	Metropolitan Life Insurance Company.....	Ownership.....	100.000	MetLife, Inc.....	..N.....	0.....
0241	MetLife.....	00000..	13-2862391..	0	0		Brighthouse Securities, LLC.....	DE.....	NIA.....	MetLife, Inc.....	Ownership.....	100.000	MetLife, Inc.....	..N.....	0.....
0241	MetLife.....	63665..	43-0285930..	0	728240		General American Life Insurance Company.....	MO.....	IA.....	MetLife, Inc.....	Ownership.....	100.000	MetLife, Inc.....	..Y.....	0.....
0241	MetLife.....	00000..	45-2420223..	0	0		GALIC Holdings LLC.....	DE.....	NIA.....	General American Life Insurance Company.....	Ownership.....	100.000	MetLife, Inc.....	..N.....	0.....
0241	MetLife.....	91626..	04-2708937..	0	1030011		New England Life Insurance Company.....	MA.....	IA.....	MetLife, Inc.....	Ownership.....	100.000	MetLife, Inc.....	..Y.....	0.....
0241	MetLife.....	00000..		0	0		MLIC CB Holdings LLC.....	DE.....	NIA.....	Metropolitan Life Insurance Company.....	Ownership.....	100.000	MetLife, Inc.....	..N.....	0.....
0241	MetLife.....	00000..		0	0		HPZ Assets LLC.....	DE.....	NIA.....	Metropolitan Life Insurance Company.....	Ownership.....	100.000	MetLife, Inc.....	..N.....	0.....
0241	MetLife.....	00000..		0	0		Alternative Fuels I, LLC.....	DE.....	NIA.....	Metropolitan Life Insurance Company.....	Ownership.....	100.000	MetLife, Inc.....	..N.....	0.....
0241	MetLife.....	00000..	46-0800386..	0	0		CC Holdco Manager, LLC.....	DE.....	NIA.....	Metropolitan Life Insurance Company.....	Ownership.....	100.000	MetLife, Inc.....	..N.....	0.....
0241	MetLife.....	00000..	13-5581829..	0	0		MetLife Private Equity Holdings, LLC.....	DE.....	NIA.....	MetLife SP Holdings, LLC.....	Ownership.....	100.000	MetLife, Inc.....	..N.....	0.....
0241	MetLife.....	00000..		0	0		Euro CL Investments LLC.....	DE.....	NIA.....	Metropolitan Life Insurance Company.....	Ownership.....	100.000	MetLife, Inc.....	..N.....	0.....
0241	MetLife.....	00000..		0	0		1001 Properties, LLC.....	DE.....	NIA.....	Metropolitan Life Insurance Company.....	Ownership.....	100.000	MetLife, Inc.....	..N.....	0.....
0241	MetLife.....	00000..		0	0		6104 Hollywood, LLC.....	DE.....	NIA.....	Metropolitan Life Insurance Company.....	Ownership.....	100.000	MetLife, Inc.....	..N.....	0.....
0241	MetLife.....	00000..		0	0		The Building at 575 Fifth Avenue Mezzanine LLC	DE.....	NIA.....	Metropolitan Life Insurance Company.....	Ownership.....	100.000	MetLife, Inc.....	..N.....	0.....
0241	MetLife.....	00000..		0	0		The Building at 575 Fifth Retail Holding LLC.....	DE.....	NIA.....	The Building at 575 Fifth Avenue Mezzanine LLC	Ownership.....	100.000	MetLife, Inc.....	..N.....	0.....
0241	MetLife.....	00000..		0	0		The Building at 575 Fifth Retail Owner LLC.....	DE.....	NIA.....	The Building at 575 Fifth Retail Holding LLC.....	Ownership.....	100.000	MetLife, Inc.....	..N.....	0.....
0241	MetLife.....	00000..	20-8254446..	0	0		10700 Wilshire, LLC.....	DE.....	NIA.....	Metropolitan Life Insurance Company.....	Ownership.....	100.000	MetLife, Inc.....	..N.....	0.....
0241	MetLife.....	00000..		0	0		Sandpiper Cove Associates II, LLC.....	DE.....	NIA.....	Metropolitan Life Insurance Company.....	Ownership.....	100.000	MetLife, Inc.....	..N.....	0.....
0241	MetLife.....	00000..		0	0		ML Mililani Member, LLC.....	DE.....	NIA.....	Metropolitan Life Insurance Company.....	Ownership.....	95.000	MetLife, Inc.....	..N.....	0.....
0241	MetLife.....	00000..		0	0		ML Mililani Member, LLC.....	DE.....	NIA.....	General American Life Insurance Company.....	Ownership.....	5.000	MetLife, Inc.....	..N.....	0.....
0241	MetLife.....	00000..		0	0		ML North Brand Member.....	DE.....	NIA.....	Metropolitan Life Insurance Company.....	Ownership.....	100.000	MetLife, Inc.....	..N.....	0.....
0241	MetLife.....	00000..	47-5228317..	0	0		MCPP Owners, LLC.....	DE.....	NIA.....	Metropolitan Life Insurance Company.....	Ownership.....	84.503	MetLife, Inc.....	..N.....	0.....
0241	MetLife.....	00000..	47-5228317..	0	0		MCPP Owners, LLC.....	DE.....	NIA.....	General American Life Insurance Company.....	Ownership.....	0.603	MetLife, Inc.....	..N.....	0.....
0241	MetLife.....	00000..	47-5228317..	0	0		MCPP Owners, LLC.....	DE.....	NIA.....	Metropolitan Tower Life Insurance Company.....	Ownership.....	1.616	MetLife, Inc.....	..N.....	0.....
0241	MetLife.....	00000..	47-5228317..	0	0		MCPP Owners, LLC.....	DE.....	NIA.....	MTL Leasing, LLC.....	Ownership.....	13.278	MetLife, Inc.....	..N.....	0.....
0241	MetLife.....	00000..	20-3700390..	0	0		Viridian Miracle Mile, LLC.....	DE.....	NIA.....	Metropolitan Life Insurance Company.....	Ownership.....	100.000	MetLife, Inc.....	..N.....	0.....

SCHEDULE Y

PART 1A - DETAIL OF INSURANCE HOLDING COMPANY SYSTEM

1	2	3	4	5	6	7	8	9	10	11	12	13	14	15	16
Group Code	Group Name	NAIC Company Code	ID Number	Federal RSSD	CIK	Name of Securities Exchange if Publicly Traded (U.S. or International)	Names of Parent, Subsidiaries or Affiliates	Domiciliary Location	Relationship to Reporting Entity	Directly Controlled by (Name of Entity/Person)	Type of Control (Ownership Board, Management Attorney-in-Fact, Influence, Other)	If Control is Ownership Provide Percentage	Ultimate Controlling Entity(ies)/Person(s)	Is an SCA Filing Required? (Y/N)	*
0241	MetLife.....	00000..	98-1107266..00		MetLife Canada Solar ULC.....	CAN.....	NIA.....	MetLife Capital, Limited Partnership.....	Ownership.....	100.000	MetLife, Inc.....N.....	0.....
0241	MetLife.....	00000..		42755340		MetLife Investments Asia Limited (Hong Kong).....	HKG.....	NIA.....	MetLife Investment Management Holdings (Ireland) Limited	Ownership.....	100.000	MetLife, Inc.....N.....	0.....
0241	MetLife.....	00000..		42544270		MetLife Investments Limited (UK).....	GBR.....	NIA.....	Metropolitan Life Insurance Company.....	Ownership.....	99.000	MetLife, Inc.....Y.....	0.....
0241	MetLife.....	00000..		42544270		MetLife Investments Limited (UK).....	GBR.....	NIA.....	23rd Street Investments, Inc.....	Ownership.....	1.000	MetLife, Inc.....Y.....	0.....
0241	MetLife.....	00000..		42544450		MetLife Latin America Asesorias e Inversiones Limitada (Chile)	CHL.....	NIA.....	Metropolitan Life Insurance Company.....	Ownership.....	99.990	MetLife, Inc.....N.....	0.....
0241	MetLife.....	00000..		42544450		MetLife Latin America Asesorias e Inversiones Limitada (Chile)	CHL.....	NIA.....	23rd Street Investments, Inc.....	Ownership.....	0.010	MetLife, Inc.....N.....	0.....
0241	MetLife.....	00000..	86-1176467..00		MEX DF Properties, LLC.....	DE.....	NIA.....	Metropolitan Life Insurance Company.....	Ownership.....	100.000	MetLife, Inc.....N.....	0.....
0241	MetLife.....	00000..	00		LAR Vivienda XVII, S. de. R. L. de C.V.....	MEX.....	NIA.....	MEX DF Properties, LLC.....	Ownership.....	99.990	MetLife, Inc.....N.....	0.....
0241	MetLife.....	00000..	00		LAR Vivienda XVII, S. de. R. L. de C.V.....	MEX.....	NIA.....	Euro CL Investments LLC.....	Ownership.....	0.010	MetLife, Inc.....N.....	0.....
0241	MetLife.....	00000..	55-0891973..00		Corporate Real Estate Holdings, LLC.....	DE.....	NIA.....	Metropolitan Life Insurance Company.....	Ownership.....	100.000	MetLife, Inc.....N.....	0.....
0241	MetLife.....	00000..	00		WFP 1000 Holding Company GP, LLC.....	DE.....	NIA.....	Metropolitan Life Insurance Company.....	Ownership.....	100.000	MetLife, Inc.....N.....	0.....
0241	MetLife.....	00000..	00		MSV Irvine Property, LLC.....	DE.....	NIA.....	Metropolitan Life Insurance Company.....	Ownership.....	96.000	MetLife, Inc.....N.....	0.....
0241	MetLife.....	00000..	00		MSV Irvine Property, LLC.....	DE.....	NIA.....	Metropolitan Tower Realty Company, Inc.....	Ownership.....	4.000	MetLife, Inc.....N.....	0.....
0241	MetLife.....	00000..	13-3619870..00		23rd Street Investments, Inc.....	DE.....	NIA.....	Metropolitan Life Insurance Company.....	Ownership.....	100.000	MetLife, Inc.....Y.....	0.....
0241	MetLife.....	00000..	06-1193029..00		MetLife Capital Credit L.P.....	DE.....	NIA.....	Metropolitan Life Insurance Company.....	Ownership.....	99.000	MetLife, Inc.....N.....	0.....
0241	MetLife.....	00000..	06-1193029..00		MetLife Capital Credit L.P.....	DE.....	NIA.....	23rd Street Investments, Inc.....	Ownership.....	1.000	MetLife, Inc.....N.....	0.....
0241	MetLife.....	00000..	91-1273824..00		MetLife Capital, Limited Partnership.....	DE.....	NIA.....	Metropolitan Life Insurance Company.....	Ownership.....	99.000	MetLife, Inc.....N.....	0.....
0241	MetLife.....	00000..	91-1273824..00		MetLife Capital, Limited Partnership.....	DE.....	NIA.....	23rd Street Investments, Inc.....	Ownership.....	1.000	MetLife, Inc.....N.....	0.....
0241	MetLife.....	00000..	00		Long Island Solar Farm, LLC.....	DE.....	NIA.....	MetLife Renewables Holding, LLC.....	Ownership.....	9.610	MetLife, Inc.....N.....	0.....
0241	MetLife.....	00000..	00		Long Island Solar Farm, LLC.....	DE.....	NIA.....	MetLife Capital, Limited Partnership.....	Ownership.....	90.390	MetLife, Inc.....N.....	0.....
0241	MetLife.....	00000..	43-1822723..	42755070		Missouri Reinsurance, Inc.....	CYM.....	IA.....	Metropolitan Life Insurance Company.....	Ownership.....	100.000	MetLife, Inc.....N.....	0.....
0241	MetLife.....	00000..	13-3237278..00		MetLife Holdings, Inc.....	DE.....	NIA.....	Metropolitan Life Insurance Company.....	Ownership.....	100.000	MetLife, Inc.....Y.....	0.....
0241	MetLife.....	00000..	13-3237275..00		MetLife Credit Corp.....	DE.....	NIA.....	MetLife Holdings, Inc. (DE).....	Ownership.....	100.000	MetLife, Inc.....N.....	0.....
0241	MetLife.....	00000..	13-3237277..00		MetLife Funding, Inc.....	DE.....	NIA.....	MetLife Holdings, Inc. (DE).....	Ownership.....	100.000	MetLife, Inc.....N.....	0.....
0241	MetLife.....	00000..	00		85 Broad Street Mezzanine LLC.....	DE.....	NIA.....	Metropolitan Life Insurance Company.....	Ownership.....	100.000	MetLife, Inc.....N.....	0.....
0241	MetLife.....	00000..	46-5563450..00		Buford Logistics Center, LLC.....	DE.....	NIA.....	Metropolitan Life Insurance Company.....	Ownership.....	100.000	MetLife, Inc.....N.....	0.....
0241	MetLife.....	00000..	00		MetLife Park Tower Member, LLC.....	DE.....	NIA.....	Metropolitan Life Insurance Company.....	Ownership.....	100.000	MetLife, Inc.....N.....	0.....
0241	MetLife.....	00000..	47-5505232..00		Park Tower REIT, Inc.....	DE.....	NIA.....	MetLife Park Tower Member, LLC.....	Ownership.....	100.000	MetLife, Inc.....N.....	0.....
0241	MetLife.....	00000..	00		Park Tower JV Member, LLC.....	DE.....	NIA.....	Park Tower REIT, Inc.....	Ownership.....	100.000	MetLife, Inc.....N.....	0.....
0241	MetLife.....	00000..	13-3170235..00		Metropolitan Tower Realty Company, Inc.....	DE.....	NIA.....	Metropolitan Life Insurance Company.....	Ownership.....	100.000	MetLife, Inc.....Y.....	0.....
0241	MetLife.....	00000..	01-0855028..00		Midtown Heights, LLC.....	DE.....	NIA.....	Metropolitan Tower Realty Company, Inc.....	Ownership.....	100.000	MetLife, Inc.....N.....	0.....
0241	MetLife.....	00000..	95-4656835..00		Headland-Pacific Palisades, LLC.....	CA.....	NIA.....	Metropolitan Life Insurance Company.....	Ownership.....	100.000	MetLife, Inc.....N.....	0.....
0241	MetLife.....	00000..	95-4146440..00		Headland Properties Associates.....	CA.....	NIA.....	Metropolitan Life Insurance Company.....	Ownership.....	99.000	MetLife, Inc.....N.....	0.....

97.1

SCHEDULE Y

PART 1A - DETAIL OF INSURANCE HOLDING COMPANY SYSTEM

1	2	3	4	5	6	7	8	9	10	11	12	13	14	15	16
Group Code	Group Name	NAIC Company Code	ID Number	Federal RSSD	CIK	Name of Securities Exchange if Publicly Traded (U.S. or International)	Names of Parent, Subsidiaries or Affiliates	Domiciliary Location	Relationship to Reporting Entity	Directly Controlled by (Name of Entity/Person)	Type of Control (Ownership Board, Management Attorney-in-Fact, Influence, Other)	If Control is Ownership Provide Percentage	Ultimate Controlling Entity(ies)/Person(s)	Is an SCA Filing Required? (Y/N)	*
0241	MetLife.....	00000..	95-4146440..00		Headland Properties Associates.....	CA.....	NIA.....	Headland-Pacific Palisades, LLC.....	Ownership.....1.000	MetLife, Inc.....N.....	0.....
0241	MetLife.....	00000..	43-6026902..00		White Oak Royalty Company.....	OK.....	NIA.....	Metropolitan Life Insurance Company.....	Ownership.....100.000	MetLife, Inc.....Y.....	0.....
0241	MetLife.....	00000..	30-0777814..00		Marketplace Residences, LLC.....	DE.....	NIA.....	Metropolitan Life Insurance Company.....	Ownership.....100.000	MetLife, Inc.....N.....	0.....
0241	MetLife.....	00000..	26-2853672..00		MLIC Asset Holdings LLC.....	DE.....	NIA.....	Metropolitan Life Insurance Company.....	Ownership.....100.000	MetLife, Inc.....N.....	0.....
0241	MetLife.....	00000..	00		MetLife Properties Ventures, LLC.....	DE.....	NIA.....	Metropolitan Life Insurance Company.....	Ownership.....100.000	MetLife, Inc.....N.....	0.....
0241	MetLife.....	00000..	00		Citypoint Holdings II Limited (UK).....	GBR.....	NIA.....	MetLife Properties Ventures, LLC.....	Ownership.....100.000	MetLife, Inc.....N.....	0.....
0241	MetLife.....	00000..	22-2375428..00		Transmountain Land & Livestock Company.....	MT.....	NIA.....	Metropolitan Life Insurance Company.....	Ownership.....100.000	MetLife, Inc.....Y.....	0.....
0241	MetLife.....	00000..	34-1650967..00		Hyatt Legal Plans, Inc.....	DE.....	NIA.....	Metropolitan Life Insurance Company.....	Ownership.....100.000	MetLife, Inc.....Y.....	0.....
0241	MetLife.....	00000..	34-1631590..00		Hyatt Legal Plans of Florida, Inc.....	FL.....	NIA.....	Hyatt Legal Plans, Inc.....	Ownership.....100.000	MetLife, Inc.....N.....	0.....
0241	MetLife.....	00000..	27-0226554..00		MLIC Asset Holdings II LLC.....	DE.....	NIA.....	Metropolitan Life Insurance Company.....	Ownership.....100.000	MetLife, Inc.....N.....	0.....
0241	MetLife.....	00000..	30-0756430..00		EI Conquistador MAH II LLC.....	DE.....	NIA.....	MLIC Asset Holdings II LLC.....	Ownership.....100.000	MetLife, Inc.....N.....	0.....
0241	MetLife.....	00000..	80-0868980..00		Mansell Office LLC.....	DE.....	NIA.....	MLIC Asset Holdings II LLC.....	Ownership.....73.028	MetLife, Inc.....N.....	0.....
0241	MetLife.....	00000..	80-0868980..00		Mansell Office LLC.....	DE.....	NIA.....	MLIC CB Holdings LLC.....	Ownership.....26.972	MetLife, Inc.....N.....	0.....
0241	MetLife.....	00000..	80-0869135..00		Mansell Retail LLC.....	DE.....	NIA.....	MLIC Asset Holdings II LLC.....	Ownership.....73.028	MetLife, Inc.....N.....	0.....
0241	MetLife.....	00000..	80-0869135..00		Mansell Retail LLC.....	DE.....	NIA.....	MLIC CB Holdings LLC.....	Ownership.....26.972	MetLife, Inc.....N.....	0.....
0241	MetLife.....	00000..	00		MetLife RC SF Member, LLC.....	DE.....	NIA.....	Metropolitan Life Insurance Company.....	Ownership.....100.000	MetLife, Inc.....N.....	0.....
0241	MetLife.....	00000..	20-3221642..00		MetLife Mall Ventures Limited Partnership.....	DE.....	NIA.....	Metropolitan Life Insurance Company.....	Ownership.....99.000	MetLife, Inc.....N.....	0.....
0241	MetLife.....	00000..	20-3221642..00		MetLife Mall Ventures Limited Partnership.....	DE.....	NIA.....	Metropolitan Tower Realty Company, Inc.....	Ownership.....1.000	MetLife, Inc.....N.....	0.....
0241	MetLife.....	00000..	20-8868348..00		Ashton Judiciary Square, LLC.....	DE.....	NIA.....	Metropolitan Life Insurance Company.....	Ownership.....100.000	MetLife, Inc.....N.....	0.....
0241	MetLife.....	00000..	20-8349277..00		Sandpiper Cove Associates, LLC.....	DE.....	NIA.....	Metropolitan Life Insurance Company.....	Ownership.....90.590	MetLife, Inc.....N.....	0.....
0241	MetLife.....	00000..	20-8349277..00		Sandpiper Cove Associates, LLC.....	DE.....	NIA.....	Metropolitan Tower Realty Company, Inc.....	Ownership.....9.410	MetLife, Inc.....N.....	0.....
0241	MetLife.....	00000..	20-3305615..00		1900 McKinney Properties, LP.....	DE.....	NIA.....	Metropolitan Life Insurance Company.....	Ownership.....99.900	MetLife, Inc.....N.....	0.....
0241	MetLife.....	00000..	20-3305615..00		1900 McKinney Properties, LP.....	DE.....	NIA.....	Metropolitan Tower Realty Company, Inc.....	Ownership.....0.100	MetLife, Inc.....N.....	0.....
0241	MetLife.....	00000..	13-4047186..00		MetLife Tower Resources Group, Inc.....	DE.....	NIA.....	Metropolitan Life Insurance Company.....	Ownership.....100.000	MetLife, Inc.....Y.....	0.....
0241	MetLife.....	00000..	75-2085469..00		Para-Met Plaza Associates.....	FL.....	NIA.....	Metropolitan Life Insurance Company.....	Ownership.....75.000	MetLife, Inc.....N.....	0.....
0241	MetLife.....	00000..	75-2085469..00		Para-Met Plaza Associates.....	FL.....	NIA.....	Metropolitan Tower Realty Company, Inc.....	Ownership.....25.000	MetLife, Inc.....N.....	0.....
0241	MetLife.....	00000..	00		Housing Fund Manager, LLC.....	DE.....	NIA.....	Metropolitan Life Insurance Company.....	Ownership.....100.000	MetLife, Inc.....N.....	0.....
0241	MetLife.....	00000..	26-0405155..00		MTC Fund I, LLC.....	DE.....	NIA.....	Housing Fund Manager, LLC.....	Management.....0.000	MetLife, Inc.....N.....	0.....
0241	MetLife.....	00000..	00		MTC Fund II, LLC.....	DE.....	NIA.....	Housing Fund Manager, LLC.....	Management.....0.000	MetLife, Inc.....N.....	0.....
0241	MetLife.....	00000..	14-2013939..00		MTC Fund III, LLC.....	DE.....	NIA.....	Housing Fund Manager, LLC.....	Management.....0.000	MetLife, Inc.....N.....	0.....
0241	MetLife.....	00000..	13-4078322..00		334 Madison Euro Investments, Inc.....	DE.....	NIA.....	Metropolitan Life Insurance Company.....	Ownership.....100.000	MetLife, Inc.....Y.....	0.....
0241	MetLife.....	00000..	00		St. James Fleet Investments Two Limited.....	CYM.....	NIA.....	Metropolitan Life Insurance Company.....	Ownership.....100.000	MetLife, Inc.....Y.....	0.....
0241	MetLife.....	00000..	00		Park Twenty Three Investments Company (UK).....	GBR.....	NIA.....	St. James Fleet Investments Two Limited.....	Ownership.....100.000	MetLife, Inc.....N.....	0.....
0241	MetLife.....	00000..	00		Convent Station Euro Investments Four Company (UK).....	GBR.....	NIA.....	Park Twenty Three Investments Company.....	Ownership.....100.000	MetLife, Inc.....N.....	0.....
0241	MetLife.....	00000..	00		OMI MLIC Investments Limited.....	CYM.....	NIA.....	Convent Station Euro Investments Four Company.....	Ownership.....100.000	MetLife, Inc.....N.....	0.....

97.2

SCHEDULE Y

PART 1A - DETAIL OF INSURANCE HOLDING COMPANY SYSTEM

1	2	3	4	5	6	7	8	9	10	11	12	13	14	15	16
Group Code	Group Name	NAIC Company Code	ID Number	Federal RSSD	CIK	Name of Securities Exchange if Publicly Traded (U.S. or International)	Names of Parent, Subsidiaries or Affiliates	Domiciliary Location	Relationship to Reporting Entity	Directly Controlled by (Name of Entity/Person)	Type of Control (Ownership Board, Management Attorney-in-Fact, Influence, Other)	If Control is Ownership Provide Percentage	Ultimate Controlling Entity(ies)/Person(s)	Is an SCA Filing Required? (Y/N)	*
0241	MetLife.....	00000..	46-3608641..00		ML Swan Mezz, LLC.....	DE.....	NIA.....	Metropolitan Life Insurance Company.....	Ownership.....	...100.000	MetLife, Inc.....N.....	0.....
0241	MetLife.....	00000..	46-3589015..00		ML Swan GP, LLC.....	DE.....	NIA.....	ML Swan Mezz, LLC.....	Ownership.....	...100.000	MetLife, Inc.....N.....	0.....
0241	MetLife.....	00000..	46-3616798..00		ML Dolphin Mezz, LLC.....	DE.....	NIA.....	Metropolitan Life Insurance Company.....	Ownership.....	...100.000	MetLife, Inc.....N.....	0.....
0241	MetLife.....	00000..	46-3593573..00		ML Dolphin GP, LLC.....	DE.....	NIA.....	ML Dolphin Mezz, LLC.....	Ownership.....	...100.000	MetLife, Inc.....N.....	0.....
0241	MetLife.....	00000..	00		Haskell East Village, LLC.....	DE.....	NIA.....	Metropolitan Life Insurance Company.....	Ownership.....	...100.000	MetLife, Inc.....N.....	0.....
0241	MetLife.....	00000..	46-3426206..00		MetLife Cabo Hilton Member, LLC.....	DE.....	NIA.....	Metropolitan Life Insurance Company.....	Ownership.....54.129	MetLife, Inc.....N.....	0.....
0241	MetLife.....	00000..	46-3426206..00		MetLife Cabo Hilton Member, LLC.....	DE.....	NIA.....	General American Life Insurance Company....	Ownership.....16.900	MetLife, Inc.....N.....	0.....
0241	MetLife.....	00000..	46-3426206..00		MetLife Cabo Hilton Member, LLC.....	DE.....	NIA.....	MetLife Insurance Company USA.....	Ownership.....28.971	MetLife, Inc.....N.....	0.....
0241	MetLife.....	00000..	46-0803970..00		MetLife CC Member, LLC.....	DE.....	NIA.....	Metropolitan Life Insurance Company.....	Ownership.....95.122	MetLife, Inc.....N.....	0.....
0241	MetLife.....	00000..	46-0803970..00		MetLife CC Member, LLC.....	DE.....	NIA.....	General American Life Insurance Company....	Ownership.....4.878	MetLife, Inc.....N.....	0.....
0241	MetLife.....	00000..	13-5581829..00		MetLife SP Holdings, LLC.....	DE.....	NIA.....	Metropolitan Life Insurance Company.....	Ownership.....	...100.000	MetLife, Inc.....N.....	0.....
0241	MetLife.....	00000..	80-0821598..00		Oconee Hotel Company, LLC.....	DE.....	NIA.....	Metropolitan Life Insurance Company.....	Ownership.....	...100.000	MetLife, Inc.....N.....	0.....
0241	MetLife.....	00000..	80-0823015..00		Oconee Land Company, LLC.....	DE.....	NIA.....	Metropolitan Life Insurance Company.....	Ownership.....	...100.000	MetLife, Inc.....N.....	0.....
0241	MetLife.....	00000..	80-0823413..00		Oconee Land Development Company, LLC.....	DE.....	NIA.....	Oconee Land Company, LLC.....	Ownership.....	...100.000	MetLife, Inc.....N.....	0.....
0241	MetLife.....	00000..	90-0853553..00		Oconee Golf Company, LLC.....	DE.....	NIA.....	Oconee Land Company, LLC.....	Ownership.....	...100.000	MetLife, Inc.....N.....	0.....
0241	MetLife.....	00000..	37-1694299..00		Oconee Marina Company, LLC.....	DE.....	NIA.....	Oconee Land Company, LLC.....	Ownership.....	...100.000	MetLife, Inc.....N.....	0.....
0241	MetLife.....	00000..	00		1201 TAB Manager, LLC.....	DE.....	NIA.....	Metropolitan Life Insurance Company.....	Ownership.....	...100.000	MetLife, Inc.....N.....	0.....
0241	MetLife.....	00000..	00		MetLife 1201 TAB Member, LLC.....	DE.....	NIA.....	Metropolitan Life Insurance Company.....	Ownership.....96.900	MetLife, Inc.....N.....	0.....
0241	MetLife.....	00000..	00		MetLife 1201 TAB Member, LLC.....	DE.....	NIA.....	Metropolitan Property and Casualty Insurance Company	Ownership.....3.100	MetLife, Inc.....N.....	0.....
0241	MetLife.....	00000..	00		MetLife LHH Member, LLC.....	DE.....	NIA.....	Metropolitan Life Insurance Company.....	Ownership.....99.000	MetLife, Inc.....N.....	0.....
0241	MetLife.....	00000..	00		MetLife LHH Member, LLC.....	DE.....	NIA.....	General American Life Insurance Company ...	Ownership.....1.000	MetLife, Inc.....N.....	0.....
0241	MetLife.....	00000..	20-1035937..00		Riverway Residential, LP.....	DE.....	NIA.....	Metropolitan Life Insurance Company.....	Ownership.....99.900	MetLife, Inc.....N.....	0.....
0241	MetLife.....	00000..	20-1035937..00		Riverway Residential, LP.....	DE.....	NIA.....	Metropolitan Tower Realty Company, Inc.....	Ownership.....0.100	MetLife, Inc.....N.....	0.....
0241	MetLife.....	00000..	00		1925 WJC Owner, LLC (DE)	DE.....	NIA.....	Metropolitan Life Insurance Company.....	Ownership.....	...100.000	MetLife, Inc.....N.....	0.....
0241	MetLife.....	00000..	26-1762232..00		Boulevard Residential, LLC.....	DE.....	NIA.....	Metropolitan Life Insurance Company.....	Ownership.....	...100.000	MetLife, Inc.....N.....	0.....
0241	MetLife.....	00000..	00		MetLife Ontario Street Member, LLC (DE)	DE.....	NIA.....	Metropolitan Life Insurance Company.....	Ownership.....	...100.000	MetLife, Inc.....N.....	0.....
0241	MetLife.....	00000..	46-4158087..00		MetLife 555 12th Member, LLC.....	DE.....	NIA.....	Metropolitan Life Insurance Company.....	Ownership.....94.600	MetLife, Inc.....N.....	0.....
0241	MetLife.....	00000..	46-4158087..00		MetLife 555 12th Member, LLC.....	DE.....	NIA.....	General American Life Insurance Company....	Ownership.....5.400	MetLife, Inc.....N.....	0.....
0241	MetLife.....	00000..	47-2085444..00		ML-AI MetLife Member 2, LLC.....	DE.....	NIA.....	Metropolitan Life Insurance Company.....	Ownership.....98.970	MetLife, Inc.....N.....	0.....
0241	MetLife.....	00000..	47-2085444..00		ML-AI MetLife Member 2, LLC.....	DE.....	NIA.....	General American Life Insurance Company....	Ownership.....1.030	MetLife, Inc.....N.....	0.....
0241	MetLife.....	00000..	00		ML-AI MetLife Member 3, LLC.....	DE.....	NIA.....	Metropolitan Life Insurance Company.....	Ownership.....	...100.000	MetLife, Inc.....N.....	0.....
0241	MetLife.....	00000..	00		MetLife ConSquare Member, LLC (DE).....	DE.....	NIA.....	Metropolitan Life Insurance Company.....	Ownership.....	...100.000	MetLife, Inc.....N.....	0.....
0241	MetLife.....	00000..	81-0770888..00		MetLife Treat Towers Member, LLC.....	DE.....	NIA.....	Metropolitan Life Insurance Company.....	Ownership.....	...100.000	MetLife, Inc.....N.....	0.....
0241	MetLife.....	00000..	46-4133357..00		ML Bridgeside Apartments, LLC.....	DE.....	NIA.....	Metropolitan Life Insurance Company.....	Ownership.....	...100.000	MetLife, Inc.....N.....	0.....

97.3

SCHEDULE Y

PART 1A - DETAIL OF INSURANCE HOLDING COMPANY SYSTEM

1	2	3	4	5	6	7	8	9	10	11	12	13	14	15	16
Group Code	Group Name	NAIC Company Code	ID Number	Federal RSSD	CIK	Name of Securities Exchange if Publicly Traded (U.S. or International)	Names of Parent, Subsidiaries or Affiliates	Domiciliary Location	Relationship to Reporting Entity	Directly Controlled by (Name of Entity/Person)	Type of Control (Ownership Board, Management Attorney-in-Fact, Influence, Other)	If Control is Ownership Provide Percentage	Ultimate Controlling Entity(ies)/Person(s)	Is an SCA Filing Required? (Y/N)	*
0241	MetLife.....	00000..					MetLife Camino Ramon Member, LLC.....	DE.....	NIA.....	General American Life Insurance Company....	Ownership.....1.000	MetLife, Inc.....N.....	0.....
0241	MetLife.....	00000..					MetLife Camino Ramon Member, LLC.....	DE.....	NIA.....	Metropolitan Life Insurance Company.....	Ownership.....99.000	MetLife, Inc.....N.....	0.....
0241	MetLife.....	00000..	46-4255167..				ML Terraces, LLC.....	DE.....	NIA.....	Metropolitan Life Insurance Company.....	Ownership.....100.000	MetLife, Inc.....N.....	0.....
0241	MetLife.....	00000..					MetLife CB W/A, LLC.....	DE.....	NIA.....	Metropolitan Life Insurance Company.....	Ownership.....100.000	MetLife, Inc.....N.....	0.....
0241	MetLife.....	00000..	47-1970965..				ML New River Village III, LLC.....	DE.....	NIA.....	Metropolitan Life Insurance Company.....	Ownership.....100.000	MetLife, Inc.....N.....	0.....
0241	MetLife.....	00000..					MetLife 1007 Stewart, LLC.....	DE.....	NIA.....	Metropolitan Life Insurance Company.....	Ownership.....100.000	MetLife, Inc.....N.....	0.....
0241	MetLife.....	00000..					Chestnut Flats Wind, LLC.....	DE.....	NIA.....	Metropolitan Life Insurance Company.....	Ownership.....100.000	MetLife, Inc.....N.....	0.....
0241	MetLife.....	00000..					MetLife 425 MKT Member, LLC.....	DE.....	NIA.....	Metropolitan Life Insurance Company.....	Ownership.....100.000	MetLife, Inc.....N.....	0.....
0241	MetLife.....	00000..	46-4229772..				MetLife THR Investor, LLC.....	DE.....	NIA.....	Metropolitan Life Insurance Company.....	Ownership.....100.000	MetLife, Inc.....N.....	0.....
0241	MetLife.....	00000..					MetLife OFC Member, LLC.....	DE.....	NIA.....	Metropolitan Life Insurance Company.....	Ownership.....100.000	MetLife, Inc.....N.....	0.....
0241	MetLife.....	00000..	47-1256270..				MetLife OBS Member, LLC.....	DE.....	NIA.....	Metropolitan Life Insurance Company.....	Ownership.....100.000	MetLife, Inc.....N.....	0.....
0241	MetLife.....	00000..					MetLife FM Hotel Member, LLC.....	DE.....	NIA.....	Metropolitan Life Insurance Company.....	Ownership.....100.000	MetLife, Inc.....N.....	0.....
0241	MetLife.....	00000..					LHCW Holdings (U.S.) LLC.....	DE.....	NIA.....	MetLife FM Hotel Member, LLC.....	Ownership.....100.000	MetLife, Inc.....N.....	0.....
0241	MetLife.....	00000..					LHC Holdings (U.S.) LLC.....	DE.....	NIA.....	LHCW Holdings (U.S.) LLC.....	Ownership.....100.000	MetLife, Inc.....N.....	0.....
0241	MetLife.....	00000..					LHCW Hotel Holding (U.S.) LLC.....	DE.....	NIA.....	LHC Holdings (U.S.) LLC.....	Ownership.....100.000	MetLife, Inc.....N.....	0.....
0241	MetLife.....	00000..					LHCW Hotel Holding (2002) LLC.....	DE.....	NIA.....	LHCW Hotel Holding (U.S.) LLC.....	Ownership.....100.000	MetLife, Inc.....N.....	0.....
0241	MetLife.....	00000..					LHCW Hotel Operating Company (2002) LLC..	DE.....	NIA.....	LHCW Hotel Holding (U.S.) LLC.....	Ownership.....100.000	MetLife, Inc.....N.....	0.....
0241	MetLife.....	00000..	46-4584166..				ML Southmore, LLC.....	DE.....	NIA.....	Metropolitan Life Insurance Company.....	Ownership.....99.000	MetLife, Inc.....N.....	0.....
0241	MetLife.....	00000..	46-4584166..				ML Southmore, LLC.....	DE.....	NIA.....	General American Life Insurance Company ...	Ownership.....1.000	MetLife, Inc.....N.....	0.....
0241	MetLife.....	00000..					MetLife HCMJV 1 GP, LLC.....	DE.....	NIA.....	Metropolitan Life Insurance Company.....	Ownership.....100.000	MetLife, Inc.....N.....	0.....
0241	MetLife.....	00000..					ML-AI MetLife Member 1, LLC.....	DE.....	NIA.....	Metropolitan Life Insurance Company.....	Ownership.....95.199	MetLife, Inc.....N.....	0.....
0241	MetLife.....	00000..					ML-AI MetLife Member 1, LLC.....	DE.....	NIA.....	Metropolitan Property and Casualty Insurance Company	Ownership.....4.801	MetLife, Inc.....N.....	0.....
0241	MetLife.....	00000..	13-3759652..	3166279	0		MetLife International Holdings, LLC.....	DE.....	NIA.....	MetLife Global Holding Company II GmbH (Swiss)	Ownership.....100.000	MetLife, Inc.....N.....	0.....
0241	MetLife.....	00000..	13-3953333..	3166372	0		Natiloportem Holdings, LLC.....	DE.....	NIA.....	MetLife International Holdings, LLC.....	Ownership.....100.000	MetLife, Inc.....N.....	0.....
0241	MetLife.....	00000..		3166402	0		Excelencia Operativa y Tecnologica, S.A. de C.V. (Mexico)	MEX.....	NIA.....	Natiloportem Holdings, LLC.....	Ownership.....99.000	MetLife, Inc.....N.....	0.....
0241	MetLife.....	00000..		3166402	0		Excelencia Operativa y Tecnologica, S.A. de C.V. (Mexico)	MEX.....	NIA.....	MetLife Mexico Servicios, S.A. de C.V.....	Ownership.....1.000	MetLife, Inc.....N.....	0.....
0241	MetLife.....	00000..		3373705	0		MLA Comercial, S.A. de C.V. (Mexico).....	MEX.....	NIA.....	Excelencia Operativa y Tecnologica, S.A. de C.V.	Ownership.....99.000	MetLife, Inc.....N.....	0.....
0241	MetLife.....	00000..		3373705	0		MLA Comercial, S.A. de C.V. (Mexico).....	MEX.....	NIA.....	MetLife Mexico Servicios, S.A. de C.V.....	Ownership.....1.000	MetLife, Inc.....N.....	0.....
0241	MetLife.....	00000..		3373714	0		MLA Servicios S.A. de C.V. (Mexico).....	MEX.....	NIA.....	Excelencia Operativa y Tecnologica, S.A. de C.V.	Ownership.....99.000	MetLife, Inc.....N.....	0.....
0241	MetLife.....	00000..		3373714	0		MLA Servicios S.A. de C.V. (Mexico).....	MEX.....	NIA.....	MetLife Mexico Servicios, S.A. de C.V.....	Ownership.....1.000	MetLife, Inc.....N.....	0.....
0241	MetLife.....	00000..		4240907	0		MM Global Operations Support Center, S.A. de C.V.	MEX.....	NIA.....	MetLife Global Holding Company II GmbH (Swiss)	Ownership.....100.000	MetLife, Inc.....N.....	0.....

97.4

SCHEDULE Y

PART 1A - DETAIL OF INSURANCE HOLDING COMPANY SYSTEM

1	2	3	4	5	6	7	8	9	10	11	12	13	14	15	16
Group Code	Group Name	NAIC Company Code	ID Number	Federal RSSD	CIK	Name of Securities Exchange if Publicly Traded (U.S. or International)	Names of Parent, Subsidiaries or Affiliates	Domiciliary Location	Relationship to Reporting Entity	Directly Controlled by (Name of Entity/Person)	Type of Control (Ownership Board, Management Attorney-in-Fact, Influence, Other)	If Control is Ownership Provide Percentage	Ultimate Controlling Entity(ies)/Person(s)	Is an SCA Filing Required? (Y/N)	*
0241	MetLife.....	00000...		4240907	0		MM Global Operations Support Center, S.A. de C.V.	MEX.....	NIA.....	MetLife Global Holding Company I GmbH (Swiss)	Ownership.....	0.000	MetLife, Inc.....	N.....	0.....
0241	MetLife.....	00000...		4254995	0		Fundacion MetLife Mexico, A.C.....	MEX.....	NIA.....	MM Global Operations Support Center, S.A. de C.V., S.A. de C.V.	Ownership.....	100.000	MetLife, Inc.....	N.....	0.....
0241	MetLife.....	00000...		3166318	0		Metropolitan Life Seguros e Previdencia Privada S.A. (Brazil)	BRA.....	IA.....	MetLife International Holdings, LLC.....	Ownership.....	66.662	MetLife, Inc.....	N.....	0.....
0241	MetLife.....	00000...		3166318	0		Metropolitan Life Seguros e Previdencia Privada S.A. (Brazil)	BRA.....	IA.....	MetLife Worldwide Holdings, LLC.....	Ownership.....	33.337	MetLife, Inc.....	N.....	0.....
0241	MetLife.....	00000...		3166318	0		Metropolitan Life Seguros e Previdencia Privada S.A. (Brazil)	BRA.....	IA.....	Natiloportem Holdings, LLC.....	Ownership.....	0.001	MetLife, Inc.....	N.....	0.....
0241	MetLife.....	00000...		4191616	0		MetLife Ireland Holdings One Limited.....	IRL.....	NIA.....	MetLife International Holdings, LLC.....	Ownership.....	100.000	MetLife, Inc.....	N.....	0.....
0241	MetLife.....	00000...		4189846	0		MetLife Global Holdings Corporation S.A. de C.V. (Mexico)	MEX.....	NIA.....	MetLife Ireland Holdings One Limited.....	Ownership.....	98.900	MetLife, Inc.....	N.....	0.....
0241	MetLife.....	00000...		4189846	0		MetLife Global Holdings Corporation S.A. de C.V. (Mexico)	MEX.....	NIA.....	MetLife International Limited, LLC.....	Ownership.....	1.100	MetLife, Inc.....	N.....	0.....
0241	MetLife.....	00000...	13-3047691..	0	0		Metropolitan Global Management, LLC.....	IRL.....	NIA.....	MetLife Global Holdings Corporation S.A. de C.V.	Ownership.....	99.700	MetLife, Inc.....	N.....	0.....
0241	MetLife.....	00000...	13-3047691..	0	0		Metropolitan Global Management, LLC.....	IRL.....	NIA.....	MetLife International Holdings, LLC.....	Ownership.....	0.300	MetLife, Inc.....	N.....	0.....
0241	MetLife.....	00000...	AA-2730030.	3165740	0		MetLife Mexico Holding S. de R.L. de C.V.....	MEX.....	IA.....	Metropolitan Global Management , LLC.....	Ownership.....	100.000	MetLife, Inc.....	N.....	0.....
0241	MetLife.....	00000...	AA-2730030.	3165740	0		MetLife Mexico Holding S. de R.L. de C.V.....	MEX.....	IA.....	Excelencia Operativa y Tecnologica, S.A. de C.V.	Ownership.....	0.000	MetLife, Inc.....	N.....	0.....
0241	MetLife.....	00000...	AA-2730030.	3165740	0		MetLife Mexico S.A.....	MEX.....	IA.....	Metropolitan Global Management , LLC.....	Ownership.....	99.050	MetLife, Inc.....	N.....	0.....
0241	MetLife.....	00000...	AA-2730030.	3165740	0		MetLife Mexico S.A.....	MEX.....	IA.....	MetLife International Holdings, LLC.....	Ownership.....	0.950	MetLife, Inc.....	N.....	0.....
0241	MetLife.....	00000...		4255291	0		MetLife Afore, S.A. de C.V. (Mexico).....	MEX.....	IA.....	MetLife Mexico S.A.....	Ownership.....	99.990	MetLife, Inc.....	N.....	0.....
0241	MetLife.....	00000...		4255291	0		MetLife Afore, S.A. de C.V. (Mexico).....	MEX.....	IA.....	MetLife Pensiones S.A.....	Ownership.....	0.010	MetLife, Inc.....	N.....	0.....
0241	MetLife.....	00000...		4241061	0		ML Capacitacion Comercial S.A. de C.V. (Mexico)	MEX.....	NIA.....	MetLife Mexico S.A.....	Ownership.....	99.000	MetLife, Inc.....	N.....	0.....
0241	MetLife.....	00000...		4241061	0		ML Capacitacion Comercial S.A. de C.V. (Mexico)	MEX.....	NIA.....	MetLife Mexico Servicios, S.A. de C.V.....	Ownership.....	1.000	MetLife, Inc.....	N.....	0.....
0241	MetLife.....	00000...		4255303	0		MetA SIEFORE Adicional, S.A. de C.V. (Mexico)	MEX.....	NIA.....	MetLife Afore, S.A. de C.V.....	Ownership.....	99.990	MetLife, Inc.....	N.....	0.....
0241	MetLife.....	00000...		4255303	0		MetA SIEFORE Adicional, S.A. de C.V. (Mexico)	MEX.....	NIA.....	MetLife Mexico S.A.....	Ownership.....	0.010	MetLife, Inc.....	N.....	0.....
0241	MetLife.....	00000...		4255415	0		Met1 SIEFORE, S.A. de C.V. (Mexico).....	MEX.....	NIA.....	MetLife Afore, S.A. de C.V.....	Ownership.....	99.990	MetLife, Inc.....	N.....	0.....
0241	MetLife.....	00000...		4255415	0		Met1 SIEFORE, S.A. de C.V. (Mexico).....	MEX.....	NIA.....	MetLife Mexico S.A.....	Ownership.....	0.010	MetLife, Inc.....	N.....	0.....
0241	MetLife.....	00000...		4255844	0		Met2 SIEFORE, S.A. de C.V. (Mexico).....	MEX.....	NIA.....	MetLife Afore, S.A. de C.V.....	Ownership.....	99.990	MetLife, Inc.....	N.....	0.....

97.5

SCHEDULE Y

PART 1A - DETAIL OF INSURANCE HOLDING COMPANY SYSTEM

1	2	3	4	5	6	7	8	9	10	11	12	13	14	15	16
Group Code	Group Name	NAIC Company Code	ID Number	Federal RSSD	CIK	Name of Securities Exchange if Publicly Traded (U.S. or International)	Names of Parent, Subsidiaries or Affiliates	Domiciliary Location	Relationship to Reporting Entity	Directly Controlled by (Name of Entity/Person)	Type of Control (Ownership Board, Management Attorney-in-Fact, Influence, Other)	If Control is Ownership Provide Percentage	Ultimate Controlling Entity(ies)/Person(s)	Is an SCA Filing Required? (Y/N)	*
0241	MetLife.....	00000..		42558440		Met2 SIEFORE, S.A. de C.V. (Mexico).....	MEX.....	NIA.....	MetLife Mexico S.A.....	Ownership.....0.010	MetLife, Inc.....N.....	0.....
0241	MetLife.....	00000..		42553940		Met3 SIEFORE Basica, S.A. de C.V. (Mexico)..	MEX.....	NIA.....	MetLife Afore, S.A. de C.V.....	Ownership.....99.990	MetLife, Inc.....N.....	0.....
0241	MetLife.....	00000..		42553940		Met3 SIEFORE Basica, S.A. de C.V. (Mexico)..	MEX.....	NIA.....	MetLife Mexico S.A.....	Ownership.....0.010	MetLife, Inc.....N.....	0.....
0241	MetLife.....	00000..		42553850		Met4 SIEFORE, S.A. de C.V. (Mexico).....	MEX.....	NIA.....	MetLife Afore, S.A. de C.V.....	Ownership.....99.990	MetLife, Inc.....N.....	0.....
0241	MetLife.....	00000..		42553850		Met4 SIEFORE, S.A. de C.V. (Mexico).....	MEX.....	NIA.....	MetLife Mexico S.A.....	Ownership.....0.010	MetLife, Inc.....N.....	0.....
0241	MetLife.....	00000..		42553760		Met0 SIEFORE Adicional, S.A. de C.V. (Mexico)	MEX.....	NIA.....	MetLife Afore, S.A. de C.V.....	Ownership.....99.990	MetLife, Inc.....N.....	0.....
0241	MetLife.....	00000..		42553760		Met0 SIEFORE Adicional, S.A. de C.V. (Mexico)	MEX.....	NIA.....	MetLife Mexico S.A.....	Ownership.....0.010	MetLife, Inc.....N.....	0.....
0241	MetLife.....	00000..		31657950		MetLife Pensiones Mexico S.A.....	MEX.....	IA.....	Metropolitan Global Management , LLC.....	Ownership.....97.513	MetLife, Inc.....N.....	0.....
0241	MetLife.....	00000..		31657950		MetLife Pensiones Mexico S.A.....	MEX.....	IA.....	MetLife International Holdings, LLC.....	Ownership.....2.488	MetLife, Inc.....N.....	0.....
0241	MetLife.....	00000..		32673900		MetLife Mexico Servicios S.A. de C.V.....	MEX.....	NIA.....	Metropolitan Global Management , LLC.....	Ownership.....98.000	MetLife, Inc.....N.....	0.....
0241	MetLife.....	00000..		32673900		MetLife Mexico Servicios S.A. de C.V.....	MEX.....	NIA.....	MetLife International Holdings, LLC.....	Ownership.....2.000	MetLife, Inc.....N.....	0.....
0241	MetLife.....	00000..	AA-5420018.	31662880		MetLife Insurance Company of Korea, Limited..	KOR.....	IA.....	MetLife Mexico S.A.....	Ownership.....14.640	MetLife, Inc.....N.....	0.....
0241	MetLife.....	00000..	AA-5420018.	31662880		MetLife Insurance Company of Korea, Limited..	KOR.....	IA.....	Metropolitan Global Management , LLC.....	Ownership.....85.360	MetLife, Inc.....N.....	0.....
0241	MetLife.....	00000..		00		MetLife Financial Services, Co., Ltd. (South Korea)	KOR.....	NIA.....	MetLife Insurance Company of Korea, Limited	Ownership.....100.000	MetLife, Inc.....N.....	0.....
0241	MetLife.....	00000..		42008800		MetLife Ireland Treasury d.a.c.....	IRL.....	NIA.....	MetLife Global Holdings Corporation S.A. de C.V.	Ownership.....100.000	MetLife, Inc.....N.....	0.....
0241	MetLife.....	00000..	AA-1930041.	11737140		MetLife Insurance Limited (Australia).....	AUS.....	IA.....	MetLife Ireland Treasury Limited.....	Ownership.....91.165	MetLife, Inc.....N.....	0.....
0241	MetLife.....	00000..	AA-1930041.	11737140		MetLife Insurance Limited (Australia).....	AUS.....	IA.....	MetLife Global Holdings Corporation S.A. de C.V.	Ownership.....8.835	MetLife, Inc.....N.....	0.....
0241	MetLife.....	00000..		00		The Direct Call Center PTY Limited (Australia)..	AUS.....	NIA.....	MetLife Insurance Limited (Australia).....	Ownership.....100.000	MetLife, Inc.....N.....	0.....
0241	MetLife.....	00000..		42393580		MetLife Investments PTY Limited (Australia)....	AUS.....	NIA.....	MetLife Insurance Limited (Australia).....	Ownership.....100.000	MetLife, Inc.....N.....	0.....
0241	MetLife.....	00000..		42393670		MetLife Insurance and Investment Trust (Australia)	AUS.....	NIA.....	MetLife Investments PTY Limited.....	Ownership.....100.000	MetLife, Inc.....N.....	0.....
0241	MetLife.....	00000..		11737320		MetLife General Insurance Limited (Australia)..	AUS.....	IA.....	MetLife Ireland Treasury Limited.....	Ownership.....100.000	MetLife, Inc.....N.....	0.....
0241	MetLife.....	00000..		00		MetLife International Limited, LLC (DE).....	DE.....	NIA.....	MetLife International Holdings, LLC.....	Ownership.....100.000	MetLife, Inc.....N.....	0.....
0241	MetLife.....	00000..		00		AmMetLife Insurance Berhad.....	MYS.....	IA.....	MetLife International Holdings, LLC.....	Ownership.....50.000	MetLife, Inc.....N.....	0.....
0241	MetLife.....	00000..		00		MAXIS GBN S.A.S.....	FRA.....	NIA.....	MetLife International Holdings, LLC.....	Ownership.....50.000	MetLife, Inc.....N.....	0.....
0241	MetLife.....	00000..	AA-5480033.	00		AmMetLife Takaful Berhad.....	MYS.....	IA.....	MetLife International Holdings, LLC.....	Ownership.....50.000	MetLife, Inc.....N.....	0.....
0241	MetLife.....	00000..		00		MetLife Asia Limited (Hong Kong).....	HKG.....	NIA.....	MetLife International Holdings, LLC.....	Ownership.....100.000	MetLife, Inc.....N.....	0.....
0241	MetLife.....	00000..		31663090		Metropolitan Life Insurance Company of Hong Kong Limited	HKG.....	IA.....	MetLife International Holdings, LLC.....	Ownership.....99.999	MetLife, Inc.....N.....	0.....
0241	MetLife.....	00000..		31663090		Metropolitan Life Insurance Company of Hong Kong Limited	HKG.....	IA.....	Natiloportem Holdings, LLC.....	Ownership.....0.001	MetLife, Inc.....N.....	0.....

97.6

SCHEDULE Y

PART 1A - DETAIL OF INSURANCE HOLDING COMPANY SYSTEM

1	2	3	4	5	6	7	8	9	10	11	12	13	14	15	16
Group Code	Group Name	NAIC Company Code	ID Number	Federal RSSD	CIK	Name of Securities Exchange if Publicly Traded (U.S. or International)	Names of Parent, Subsidiaries or Affiliates	Domiciliary Location	Relationship to Reporting Entity	Directly Controlled by (Name of Entity/Person)	Type of Control (Ownership Board, Management Attorney-in-Fact, Influence, Other)	If Control is Ownership Provide Percentage	Ultimate Controlling Entity(ies)/Person(s)	Is an SCA Filing Required? (Y/N)	*
0241	MetLife.....	00000..	41959130	MetLife Planos Odontologicos Ltda. (Brazil).....	BRA.....	IA.....	MetLife International Holdings, LLC.....	Ownership.....	99.999	MetLife, Inc.....N.....	0.....
0241	MetLife.....	00000..	41959130	MetLife Planos Odontologicos Ltda. (Brazil).....	BRA.....	IA.....	Natiloportem Holdings, LLC.....	Ownership.....	0.001	MetLife, Inc.....N.....	0.....
0241	MetLife.....	00000..	20-5894439..	33736390	MetLife Global, Inc.....	DE.....	NIA.....	MetLife, Inc.....	Ownership.....	100.000	MetLife, Inc.....N.....	0.....
0241	MetLife.....	00000..	41898370	Inversiones MetLife Holdco Dos Limitada (Chile)	CHL.....	NIA.....	MetLife International Holdings, LLC.....	Ownership.....	0.001	MetLife, Inc.....N.....	0.....
0241	MetLife.....	00000..	41898370	Inversiones MetLife Holdco Dos Limitada (Chile)	CHL.....	NIA.....	Natiloportem Holdings, LLC.....	Ownership.....	0.000	MetLife, Inc.....N.....	0.....
0241	MetLife.....	00000..	41898370	Inversiones MetLife Holdco Dos Limitada (Chile)	CHL.....	NIA.....	MetLife, Inc.....	Ownership.....	99.999	MetLife, Inc.....N.....	0.....
0241	MetLife.....	00000..	AA-2130012..	16418570	MetLife Seguros S.A. (Argentina).....	ARG.....	IA.....	MetLife International Holdings, LLC.....	Ownership.....	95.524	MetLife, Inc.....N.....	0.....
0241	MetLife.....	00000..	AA-2130012..	16418570	MetLife Seguros S.A. (Argentina).....	ARG.....	IA.....	Natiloportem Holdings, LLC.....	Ownership.....	2.675	MetLife, Inc.....N.....	0.....
0241	MetLife.....	00000..	AA-2130012..	42511450	MetLife Seguros S.A. (Argentina).....	ARG.....	IA.....	International Technical and Advisory Services Limited (USA-Delaware)	Ownership.....	1.801	MetLife, Inc.....N.....	0.....
0241	MetLife.....	00000..	23277380	Compania Inversora MetLife S.A. (Argentina).....	ARG.....	NIA.....	MetLife International Holdings, LLC.....	Ownership.....	95.460	MetLife, Inc.....N.....	0.....
0241	MetLife.....	00000..	23277380	Compania Inversora MetLife S.A. (Argentina).....	ARG.....	NIA.....	Natiloportem Holdings, LLC.....	Ownership.....	4.540	MetLife, Inc.....N.....	0.....
0241	MetLife.....	00000..	42472960	MetLife Servicios S.A. (Argentina).....	ARG.....	NIA.....	Compania Inversora MetLife S.A.....	Ownership.....	18.870	MetLife, Inc.....N.....	0.....
0241	MetLife.....	00000..	42472960	MetLife Servicios S.A. (Argentina).....	ARG.....	NIA.....	MetLife Seguros S.A.....	Ownership.....	79.880	MetLife, Inc.....N.....	0.....
0241	MetLife.....	00000..	42472960	MetLife Servicios S.A. (Argentina).....	ARG.....	NIA.....	Natiloportem Holdings, LLC.....	Ownership.....	0.990	MetLife, Inc.....N.....	0.....
0241	MetLife.....	00000..	42472960	MetLife Servicios S.A. (Argentina).....	ARG.....	NIA.....	MetLife Seguros de Retiro S.A.....	Ownership.....	0.260	MetLife, Inc.....N.....	0.....
0241	MetLife.....	00000..	06-1597037..	29857270	MetLife Worldwide Holdings, LLC.....	DE.....	NIA.....	MetLife International Holdings, LLC.....	Ownership.....	100.000	MetLife, Inc.....N.....	0.....
0241	MetLife.....	00000..	AA-5324104..	31445580	MetLife Limited (Hong Kong).....	HKG.....	IA.....	MetLife Worldwide Holdings, LLC.....	Ownership.....	100.000	MetLife, Inc.....N.....	0.....
0241	MetLife.....	00000..00	BIDV MetLife Life Insurance Limited Liability Company	VNM.....	IA.....	MetLife Limited (Hong Kong).....	Ownership.....	60.000	MetLife, Inc.....N.....	0.....
0241	MetLife.....	00000..	27046100	Best Market S.A. (Argentina).....	ARG.....	NIA.....	MetLife International Holdings, LLC.....	Ownership.....	95.000	MetLife, Inc.....N.....	0.....
0241	MetLife.....	00000..	27046100	Best Market S.A. (Argentina).....	ARG.....	NIA.....	Natiloportem Holdings, LLC.....	Ownership.....	5.000	MetLife, Inc.....N.....	0.....
0241	MetLife.....	00000..	AA-5344102..	31664110	PNB MetLife India Insurance Company Limited.	IND.....	IA.....	MetLife International Holdings, LLC.....	Ownership.....	26.000	MetLife, Inc.....N.....	0.....
0241	MetLife.....	00000..	AA-2130046..	13883030	MetLife Seguros de Retiro S.A. (Argentina).....	ARG.....	IA.....	MetLife International Holdings, LLC.....	Ownership.....	96.890	MetLife, Inc.....N.....	0.....
0241	MetLife.....	00000..	AA-2130046..	13883030	MetLife Seguros de Retiro S.A. (Argentina).....	ARG.....	IA.....	Natiloportem Holdings, LLC.....	Ownership.....	3.110	MetLife, Inc.....N.....	0.....
0241	MetLife.....	00000..	AA-2130046..	43217580	MetLife Seguros de Retiro S.A. (Argentina).....	ARG.....	IA.....	International Technical and Advisory Services Limited (USA-Delaware)	Ownership.....	0.000	MetLife, Inc.....N.....	0.....
0241	MetLife.....	00000..	33736480	MetLife Administradora de Fondos Multipatrocinados Ltda. (Brazil)	BRA.....	NIA.....	MetLife International Holdings, LLC.....	Ownership.....	100.000	MetLife, Inc.....N.....	0.....
0241	MetLife.....	00000..	33736480	MetLife Administradora de Fondos Multipatrocinados Ltda. (Brazil)	BRA.....	NIA.....	Natiloportem Holdings, LLC.....	Ownership.....	0.000	MetLife, Inc.....N.....	0.....
0241	MetLife.....	26298..	13-2725441..	32197280	Metropolitan Property and Casualty Insurance Company	RI.....	UDP.....	MetLife, Inc.....	Ownership.....	100.000	MetLife, Inc.....Y.....	0.....
0241	MetLife.....	39950..	22-2342710..00	Metropolitan General Insurance Company.....	RI.....	IA.....	Metropolitan Property and Casualty Insurance Company	Ownership.....	100.000	MetLife, Inc.....N.....	0.....

SCHEDULE Y

PART 1A - DETAIL OF INSURANCE HOLDING COMPANY SYSTEM

1	2	3	4	5	6	7	8	9	10	11	12	13	14	15	16
Group Code	Group Name	NAIC Company Code	ID Number	Federal RSSD	CIK	Name of Securities Exchange if Publicly Traded (U.S. or International)	Names of Parent, Subsidiaries or Affiliates	Domiciliary Location	Relationship to Reporting Entity	Directly Controlled by (Name of Entity/Person)	Type of Control (Ownership Board, Management Attorney-in-Fact, Influence, Other)	If Control is Ownership Provide Percentage	Ultimate Controlling Entity(ies)/Person(s)	Is an SCA Filing Required? (Y/N)	*
0241	MetLife.....	40169..	05-0393243..00	Metropolitan Casualty Insurance Company.....	RI.....	IA.....	Metropolitan Property and Casualty Insurance Company	Ownership.....100.000	MetLife, Inc.....N.....	0.....
0241	MetLife.....	25321..	23-1903575..00	Metropolitan Direct Property and Casualty Insurance Company	RI.....	IA.....	Metropolitan Property and Casualty Insurance Company	Ownership.....100.000	MetLife, Inc.....N.....	0.....
0241	MetLife.....	22926..	36-1022580..00	Economy Fire & Casualty Company.....	IL.....	IA.....	Metropolitan Property and Casualty Insurance Company	Ownership.....100.000	MetLife, Inc.....N.....	0.....
0241	MetLife.....	38067..	36-3027848..00	Economy Preferred Insurance Company.....	IL.....	IA.....	Economy Fire & Casualty Company.....	Ownership.....100.000	MetLife, Inc.....N.....	0.....
0241	MetLife.....	40649..	36-3105737..00	Economy Premier Assurance Company.....	IL.....	IA.....	Economy Fire & Casualty Company.....	Ownership.....100.000	MetLife, Inc.....N.....	0.....
0241	MetLife.....	00000..	95-3003951..00	MetLife Auto & Home Insurance Agency, Inc.....	RI.....	IA.....	Metropolitan Property and Casualty Insurance Company	Ownership.....100.000	MetLife, Inc.....N.....	0.....
0241	MetLife.....	34339..	13-2915260..00	Metropolitan Group Property and Casualty Insurance Company	RI.....	RE.....	Metropolitan Property and Casualty Insurance Company	Ownership.....100.000	MetLife, Inc.....N.....	0.....
0241	MetLife.....	00000..	05-0476998..00	Metropolitan Lloyds, Inc.....	TX.....	NIA.....	Metropolitan Property and Casualty Insurance Company	Ownership.....100.000	MetLife, Inc.....Y.....	0.....
0241	MetLife.....	13938..	75-2483187..00	Metropolitan Lloyds Insurance Company of Texas	TX.....	IA.....	Metropolitan Lloyds, Inc.....	Attorney-in-fact.....0.000	MetLife, Inc.....N.....	0.....
0241	MetLife.....	87726..	06-0566090..1546103733076	MetLife Insurance Company USA.....	DE.....	IA.....	MetLife, Inc.....	Ownership.....100.000	MetLife, Inc.....Y.....	0.....
0241	MetLife.....	00000..	47-4161401..00	ML 1065 Hotel, LLC.....	DE.....	NIA.....	MetLife Insurance Company USA.....	Ownership.....100.000	MetLife, Inc.....N.....	0.....
0241	MetLife.....	00000..00	MetLife Renewables Holding, LLC.....	DE.....	NIA.....	MetLife Insurance Company USA.....	Ownership.....100.000	MetLife, Inc.....N.....	0.....
0241	MetLife.....	00000..00	Greater Sandhill I, LLC.....	DE.....	NIA.....	MetLife Renewables Holding, LLC.....	Ownership.....100.000	MetLife, Inc.....N.....	0.....
0241	MetLife.....	00000..	01-0893117..00	Metropolitan Connecticut Properties Ventures, LLC	DE.....	NIA.....	MetLife Insurance Company USA.....	Ownership.....100.000	MetLife, Inc.....N.....	0.....
0241	MetLife.....	00000..	06-1576470..00	One Financial Place Corporation.....	DE.....	NIA.....	MetLife Insurance Company USA.....	Ownership.....100.000	MetLife, Inc.....N.....	0.....
0241	MetLife.....	00000..00	Sino-US United MetLife Insurance Co. Ltd.....	CHN.....	IA.....	MetLife Insurance Company USA.....	Ownership.....27.800	MetLife, Inc.....N.....	0.....
0241	MetLife.....	00000..00	Sino-US United MetLife Insurance Co. Ltd.....	CHN.....	IA.....	Metropolitan Life Insurance Company.....	Ownership.....22.200	MetLife, Inc.....N.....	0.....
0241	MetLife.....	00000..00	Euro T1 Investments LLC.....	DE.....	NIA.....	MetLife Insurance Company USA.....	Ownership.....100.000	MetLife, Inc.....N.....	0.....
0241	MetLife.....	00000..	46-3156033..0937869	MetLife USA Assignment Company.....	CT.....	NIA.....	MetLife Insurance Company USA.....	Ownership.....100.000	MetLife, Inc.....N.....	0.....
0241	MetLife.....	00000..	26-0224429..00	Daniel/MetLife Midtown Limited Liability Company	DE.....	NIA.....	MetLife Insurance Company USA.....	Ownership.....100.000	MetLife, Inc.....N.....	0.....
0241	MetLife.....	00000..	26-0301826..00	1075 Peachtree, LLC.....	DE.....	NIA.....	Daniel/MetLife Midtown Limited Liability Company	Ownership.....100.000	MetLife, Inc.....N.....	0.....
0241	MetLife.....	00000..	27-0227067..00	TLA Holdings II LLC.....	DE.....	NIA.....	MetLife Insurance Company USA.....	Ownership.....100.000	MetLife, Inc.....N.....	0.....
0241	MetLife.....	00000..	27-1320082..00	TLA Holdings III LLC.....	DE.....	NIA.....	MetLife Insurance Company USA.....	Ownership.....100.000	MetLife, Inc.....N.....	0.....
0241	MetLife.....	00000..00	TIC European Real Estate LP, LLC.....	DE.....	NIA.....	MetLife Insurance Company USA.....	Ownership.....100.000	MetLife, Inc.....N.....	0.....
0241	MetLife.....	00000..	74-3261395..00	TLA Holdings LLC.....	DE.....	NIA.....	MetLife Insurance Company USA.....	Ownership.....100.000	MetLife, Inc.....N.....	0.....
0241	MetLife.....	00000..	51-0099394..00	The Prospect Company.....	DE.....	NIA.....	TLA Holdings LLC.....	Ownership.....100.000	MetLife, Inc.....N.....	0.....

97.8

SCHEDULE Y

PART 1A - DETAIL OF INSURANCE HOLDING COMPANY SYSTEM

1	2	3	4	5	6	7	8	9	10	11	12	13	14	15	16
Group Code	Group Name	NAIC Company Code	ID Number	Federal RSSD	CIK	Name of Securities Exchange if Publicly Traded (U.S. or International)	Names of Parent, Subsidiaries or Affiliates	Domiciliary Location	Relationship to Reporting Entity	Directly Controlled by (Name of Entity/Person)	Type of Control (Ownership Board, Management Attorney-in-Fact, Influence, Other)	If Control is Ownership Provide Percentage	Ultimate Controlling Entity(ies)/Person(s)	Is an SCA Filing Required? (Y/N)	*
0241	MetLife.....	16073..	81-4750360..00		Brighthouse Reinsurance Company of Delaware (DE)	DE.....	IA.....	MetLife Insurance Company USA.....	Ownership.....100.000	MetLife, Inc.....N.....	0.....
0241	MetLife.....	00000..	00		Euro TL Investments LLC.....	DE.....	NIA.....	MetLife Insurance Company USA.....	Ownership.....100.000	MetLife, Inc.....N.....	0.....
0241	MetLife.....	00000..	13-4153151..00		MetLife Canadian Property Ventures LLC.....	NY.....	NIA.....	MetLife Insurance Company USA.....	Ownership.....100.000	MetLife, Inc.....N.....	0.....
0241	MetLife.....	00000..	00		MetLife Property Ventures Canada ULC.....	CAN.....	NIA.....	MetLife Insurance Company USA.....	Ownership.....100.000	MetLife, Inc.....N.....	0.....
0241	MetLife.....	97136..	13-3114906..32197730		Metropolitan Tower Life Insurance Company.....	DE.....	IA.....	MetLife, Inc.....	Ownership.....100.000	MetLife, Inc.....N.....	0.....
0241	MetLife.....	00000..	00		EntreCap Real Estate II, LLC.....	DE.....	NIA.....	Metropolitan Tower Life Insurance Company...	Ownership.....100.000	MetLife, Inc.....N.....	0.....
0241	MetLife.....	00000..	00		PREFCO Dix-Huit LLC.....	CT.....	NIA.....	EntreCap Real Estate II, LLC.....	Ownership.....100.000	MetLife, Inc.....N.....	0.....
0241	MetLife.....	00000..	00		PREFCO X Holdings LLC.....	CT.....	NIA.....	EntreCap Real Estate II, LLC.....	Ownership.....100.000	MetLife, Inc.....N.....	0.....
0241	MetLife.....	00000..	00		PREFCO Ten Limited Partnership.....	CT.....	NIA.....	EntreCap Real Estate II, LLC.....	Ownership.....99.900	MetLife, Inc.....N.....	0.....
0241	MetLife.....	00000..	00		PREFCO Ten Limited Partnership.....	CT.....	NIA.....	PREFCO X Holdings LLC.....	Ownership.....0.100	MetLife, Inc.....N.....	0.....
0241	MetLife.....	00000..	00		PREFCO Vingt LLC.....	CT.....	NIA.....	EntreCap Real Estate II, LLC.....	Ownership.....100.000	MetLife, Inc.....N.....	0.....
0241	MetLife.....	00000..	00		PREFCO Twenty Limited Partnership.....	CT.....	NIA.....	EntreCap Real Estate II, LLC.....	Ownership.....99.000	MetLife, Inc.....N.....	0.....
0241	MetLife.....	00000..	00		PREFCO Twenty Limited Partnership.....	CT.....	NIA.....	PREFCO Vingt LLC.....	Ownership.....1.000	MetLife, Inc.....N.....	0.....
0241	MetLife.....	00000..	00		Plaza Drive Properties, LLC.....	DE.....	NIA.....	Metropolitan Tower Life Insurance Company...	Ownership.....100.000	MetLife, Inc.....N.....	0.....
0241	MetLife.....	00000..	00		MTL Leasing, LLC.....	DE.....	NIA.....	Metropolitan Tower Life Insurance Company...	Ownership.....100.000	MetLife, Inc.....N.....	0.....
0241	MetLife.....	00000..	00		PREFCO IX Realty LLC.....	CT.....	NIA.....	MTL Leasing, LLC.....	Ownership.....100.000	MetLife, Inc.....N.....	0.....
0241	MetLife.....	00000..	00		PREFCO XIV Holdings LLC.....	CT.....	NIA.....	MTL Leasing, LLC.....	Ownership.....100.000	MetLife, Inc.....N.....	0.....
0241	MetLife.....	00000..	00		PREFCO Fourteen Limited Partnership.....	CT.....	NIA.....	MTL Leasing, LLC.....	Ownership.....99.900	MetLife, Inc.....N.....	0.....
0241	MetLife.....	00000..	00		PREFCO Fourteen Limited Partnership.....	CT.....	NIA.....	PREFCO XIV Holdings LLC.....	Ownership.....0.100	MetLife, Inc.....N.....	0.....
0241	MetLife.....	00000..	00		1320 Venture LLC.....	DE.....	NIA.....	MTL Leasing, LLC.....	Ownership.....100.000	MetLife, Inc.....N.....	0.....
0241	MetLife.....	00000..	13-3114906..00		1320 GP LLC.....	DE.....	NIA.....	MTL Leasing, LLC.....	Ownership.....100.000	MetLife, Inc.....N.....	0.....
0241	MetLife.....	00000..	38-3846857..00		1320 Owner LP.....	DE.....	NIA.....	1320 Venture LLC.....	Ownership.....99.900	MetLife, Inc.....N.....	0.....
0241	MetLife.....	00000..	38-3846857..00		1320 Owner LP.....	DE.....	NIA.....	1320 GP LLC.....	Ownership.....0.100	MetLife, Inc.....N.....	0.....
0241	MetLife.....	00000..	00		MetLife Chile Inversiones Limitada	CHL.....	NIA.....	MetLife, Inc.....	Ownership.....72.351	MetLife, Inc.....N.....	0.....
0241	MetLife.....	00000..	00		MetLife Chile Inversiones Limitada	CHL.....	NIA.....	Inversiones MetLife Holdco Dos Limitada.....	Ownership.....2.767	MetLife, Inc.....N.....	0.....
0241	MetLife.....	00000..	00		MetLife Chile Inversiones Limitada	CHL.....	NIA.....	Natiloportem Holdings, LLC.....	Ownership.....0.000	MetLife, Inc.....N.....	0.....
0241	MetLife.....	00000..	00		MetLife Chile Inversiones Limitada	CHL.....	NIA.....	American Life Insurance Company.....	Ownership.....24.882	MetLife, Inc.....N.....	0.....
0241	MetLife.....	00000..	AA-2280000..31797740		MetLife Chile Seguros de Vida S.A.....	CHL.....	IA.....	MetLife Chile Inversiones Limitada.....	Ownership.....99.997	MetLife, Inc.....N.....	0.....
0241	MetLife.....	00000..	AA-2280000..31797740		MetLife Chile Seguros de Vida S.A.....	CHL.....	IA.....	International Technical and Advisory Services Limited (USA-Delaware)	Ownership.....0.003	MetLife, Inc.....N.....	0.....
0241	MetLife.....	00000..	00		Inversiones MetLife Holdco Tres Limitada (Chile)	CHL.....	NIA.....	MetLife Chile Inversiones Limitada.....	Ownership.....97.130	MetLife, Inc.....N.....	0.....
0241	MetLife.....	00000..	00		Inversiones MetLife Holdco Tres Limitada (Chile)	CHL.....	NIA.....	Inversiones MetLife Holdco Dos Limitada.....	Ownership.....2.870	MetLife, Inc.....N.....	0.....
0241	MetLife.....	00000..	00		AFP Provida S.A. (Chile).....	CHL.....	NIA.....	MetLife Chile Inversiones Limitada.....	Ownership.....10.922	MetLife, Inc.....N.....	0.....

97.9

SCHEDULE Y

PART 1A - DETAIL OF INSURANCE HOLDING COMPANY SYSTEM

1	2	3	4	5	6	7	8	9	10	11	12	13	14	15	16
Group Code	Group Name	NAIC Company Code	ID Number	Federal RSSD	CIK	Name of Securities Exchange if Publicly Traded (U.S. or International)	Names of Parent, Subsidiaries or Affiliates	Domiciliary Location	Relationship to Reporting Entity	Directly Controlled by (Name of Entity/Person)	Type of Control (Ownership Board, Management Attorney-in-Fact, Influence, Other)	If Control is Ownership Provide Percentage	Ultimate Controlling Entity(ies)/Person(s)	Is an SCA Filing Required? (Y/N)	*
0241	MetLife.....	00000..	00		AFP Provida S.A. (Chile)	CHL.....	NIA.....	Inversiones MetLife Holdco Tres Limitada.....	Ownership.....42.382	MetLife, Inc.....N.....	0.....
0241	MetLife.....	00000..	00		AFP Provida S.A. (Chile)	CHL.....	NIA.....	Inversiones MetLife Holdco Dos Limitada.....	Ownership.....42.382	MetLife, Inc.....N.....	0.....
0241	MetLife.....	00000..	42552820		MetLife Chile Administradora de Mutuos Hipotecarios S.A.	CHL.....	NIA.....	MetLife Chile Seguros de Vida S.A.....	Ownership.....99.900	MetLife, Inc.....N.....	0.....
0241	MetLife.....	00000..	42552820		MetLife Chile Administradora de Mutuos Hipotecarios S.A.	CHL.....	NIA.....	MetLife Chile Inversiones Limitada.....	Ownership.....0.100	MetLife, Inc.....N.....	0.....
0241	MetLife.....	00000..	42550860		Legal Chile S.A. (Chile).....	CHL.....	NIA.....	MetLife Chile Inversiones Limitada.....	Ownership.....51.000	MetLife, Inc.....N.....	0.....
0241	MetLife.....	00000..	42550950		Legagroup S.A. (Chile).....	CHL.....	NIA.....	Legal Chile S.A. (Chile).....	Ownership.....99.000	MetLife, Inc.....N.....	0.....
0241	MetLife.....	00000..	00		Provida Internacional S.A. (Chile)	CHL.....	NIA.....	AFP Provida S.A.....	Ownership.....99.990	MetLife, Inc.....N.....	0.....
0241	MetLife.....	00000..	00		Provida Internacional S.A. (Chile)	CHL.....	NIA.....	MetLife Chile Inversiones Limitada.....	Ownership.....0.010	MetLife, Inc.....N.....	0.....
0241	MetLife.....	00000..	00		AFP Genesis Administradora de Fondos y Fidecomisos S.A. (Ecuador)	ECU.....	NIA.....	Provida Internacional S.A.	Ownership.....99.900	MetLife, Inc.....N.....	0.....
0241	MetLife.....	00000..	00		AFP Genesis Administradora de Fondos y Fidecomisos S.A. (Ecuador)	ECU.....	NIA.....	AFP Provida S.A.....	Ownership.....0.100	MetLife, Inc.....N.....	0.....
0241	MetLife.....	00000..	00		MetLife Chile Seguros Generales S.A. (Chile)	CHL.....	IA.....	MetLife Chile Inversiones Limitada.....	Ownership.....99.980	MetLife, Inc.....N.....	0.....
0241	MetLife.....	00000..	00		MetLife Chile Seguros Generales S.A. (Chile)	CHL.....	IA.....	Inversiones MetLife Holdco Dos Limitada.....	Ownership.....0.020	MetLife, Inc.....N.....	0.....
0241	MetLife.....	00000..	52-1528581..3921834727303		SafeGuard Health Enterprises, Inc.....	DE.....	NIA.....	MetLife, Inc.....	Ownership.....100.000	MetLife, Inc.....N.....	0.....
0241	MetLife.....	95747..	93-0864866..06324		SafeGuard Health Plans, Inc. (NV).....	NV.....	NIA.....	SafeGuard Health Enterprises, Inc.....	Ownership.....100.000	MetLife, Inc.....N.....	0.....
0241	MetLife.....	14170..	33-0733552..06324		MetLife Health Plans, Inc.....	NJ.....	NIA.....	SafeGuard Health Enterprises, Inc.....	Ownership.....100.000	MetLife, Inc.....N.....	0.....
0241	MetLife.....	00000..	95-2879515..06324		SafeGuard Health Plans, Inc. (CA).....	CA.....	NIA.....	SafeGuard Health Enterprises, Inc.....	Ownership.....100.000	MetLife, Inc.....N.....	0.....
0241	MetLife.....	79014..	33-0515751..06324		SafeHealth Life Insurance Company.....	CA.....	NIA.....	SafeGuard Health Enterprises, Inc.....	Ownership.....100.000	MetLife, Inc.....N.....	0.....
0241	MetLife.....	52009..	65-0073323..06324		SafeGuard Health Plans, Inc. (FL).....	FL.....	NIA.....	SafeGuard Health Enterprises, Inc.....	Ownership.....100.000	MetLife, Inc.....N.....	0.....
0241	MetLife.....	95051..	75-2046497..06324		SafeGuard Health Plans, Inc. (TX).....	TX.....	NIA.....	SafeGuard Health Enterprises, Inc.....	Ownership.....100.000	MetLife, Inc.....N.....	0.....
0241	MetLife.....	00000..	98-1099650..00		MetLife Global Benefits, Ltd.....	CYM.....	NIA.....	MetLife, Inc.....	Ownership.....100.000	MetLife, Inc.....N.....	0.....
0241	MetLife.....	00000..	36-3665871..31659000		Cova Life Management Company.....	DE.....	NIA.....	MetLife, Inc.....	Ownership.....100.000	MetLife, Inc.....N.....	0.....
0241	MetLife.....	00000..	38178250		MetLife Services and Solutions, LLC.....	DE.....	NIA.....	MetLife, Inc.....	Ownership.....100.000	MetLife, Inc.....N.....	0.....
0241	MetLife.....	00000..	38185230		MetLife Solutions Pte. Ltd.....	SGP.....	NIA.....	MetLife Services and Solutions, LLC.....	Ownership.....100.000	MetLife, Inc.....N.....	0.....
0241	MetLife.....	00000..	98-0613376..38185500		MetLife Global Operations Support Center Private Limited	IND.....	NIA.....	MetLife Solutions Pte. Ltd.....	Ownership.....100.000	MetLife, Inc.....N.....	0.....
0241	MetLife.....	00000..	98-0613376..38185500		MetLife Global Operations Support Center Private Limited	IND.....	NIA.....	Natiloportem Holdings, LLC.....	Ownership.....0.000	MetLife, Inc.....N.....	0.....
0241	MetLife.....	00000..	38185410		MetLife Services East Private Limited.....	IND.....	NIA.....	MetLife Solutions Pte. Ltd.....	Ownership.....100.000	MetLife, Inc.....N.....	0.....
0241	MetLife.....	00000..	22-3805708..33024880		Newbury Insurance Company, Limited.....	DE.....	IA.....	MetLife, Inc.....	Ownership.....100.000	MetLife, Inc.....N.....	0.....
0241	MetLife.....	60992..	13-3690700..33024791167609		First MetLife Investors Insurance Company.....	NY.....	IA.....	MetLife, Inc.....	Ownership.....100.000	MetLife, Inc.....N.....	0.....
0241	MetLife.....	00000..	13-3179826..32197820		Enterprise General Insurance Agency, Inc.....	DE.....	IA.....	MetLife, Inc.....	Ownership.....100.000	MetLife, Inc.....N.....	0.....
0241	MetLife.....	12232..	20-1452630..33200800		MetLife Reinsurance Company of South Carolina	SC.....	IA.....	MetLife, Inc.....	Ownership.....100.000	MetLife, Inc.....N.....	0.....

97.10

SCHEDULE Y

PART 1A - DETAIL OF INSURANCE HOLDING COMPANY SYSTEM

1	2	3	4	5	6	7	8	9	10	11	12	13	14	15	16
Group Code	Group Name	NAIC Company Code	ID Number	Federal RSSD	CIK	Name of Securities Exchange if Publicly Traded (U.S. or International)	Names of Parent, Subsidiaries or Affiliates	Domiciliary Location	Relationship to Reporting Entity	Directly Controlled by (Name of Entity/Person)	Type of Control (Ownership Board, Management Attorney-in-Fact, Influence, Other)	If Control is Ownership Provide Percentage	Ultimate Controlling Entity(ies)/Person(s)	Is an SCA Filing Required? (Y/N)	*
0241	MetLife.....	13626..	20-5819518..	...39218700		MetLife Reinsurance Company of Charleston...	SC.....	IA.....	MetLife, Inc.....	Ownership.....	...100.000	MetLife, Inc.....	...N.....	0.....
0241	MetLife.....	14911..	36-4741040..00		MetLife Reinsurance Company of Delaware.....	DE.....	IA.....	MetLife, Inc.....	Ownership.....	...100.000	MetLife, Inc.....	...N.....	0.....
0241	MetLife.....	00000..	26-6122204..	...42549590		MetLife Capital Trust IV.....	DE.....	NIA.....	MetLife, Inc.....	Ownership.....	...100.000	MetLife, Inc.....	...N.....	0.....
0241	MetLife.....	00000..	26-6288172..	...39218430		MetLife Capital Trust X.....	DE.....	NIA.....	MetLife, Inc.....	Ownership.....	...100.000	MetLife, Inc.....	...N.....	0.....
0241	MetLife.....	00000..	27-0858844..	...42787860		MetLife Home Loans LLC.....	DE.....	NIA.....	MetLife, Inc.....	Ownership.....	...100.000	MetLife, Inc.....	...N.....	0.....
0241	MetLife.....	00000..	75-2417735..	...26022110		Federal Flood Certification LLC.....	TX.....	NIA.....	MetLife, Inc.....	Ownership.....	...100.000	MetLife, Inc.....	...N.....	0.....
0241	MetLife.....	00000..	55-0790010..	...31658070		MetLife Group, Inc.....	NY.....	NIA.....	MetLife, Inc.....	Ownership.....	...100.000	MetLife, Inc.....	...N.....	0.....
0241	MetLife.....	00000..42420860		MetLife Standby I, LLC.....	DE.....	NIA.....	MetLife, Inc.....	Ownership.....	...100.000	MetLife, Inc.....	...N.....	0.....
0241	MetLife.....	00000..35763550		MetLife Investment Advisors, LLC.....	DE.....	NIA.....	MetLife, Inc.....	Ownership.....	...100.000	MetLife, Inc.....	...N.....	0.....
0241	MetLife.....	00000..	20-4607161..00		MetLife European Holdings, LLC.....	DE.....	NIA.....	MetLife, Inc.....	Ownership.....	...100.000	MetLife, Inc.....	...N.....	0.....
0241	MetLife.....	00000..00		MetLife Core Property Fund GP, LLC.....	DE.....	NIA.....	MetLife Investment Advisors, LLC.....	Ownership.....	...100.000	MetLife, Inc.....	...N.....	0.....
0241	MetLife.....	00000..	80-0946518..00		MetLife Core Property Fund, LP.....	DE.....	NIA.....	Metropolitan Life Insurance Company.....	Ownership.....	...20.060	MetLife, Inc.....	...N.....	0.....
97.11 0241	MetLife.....	00000..	80-0946518..00		MetLife Core Property Fund, LP.....	DE.....	NIA.....	Metropolitan Life Insurance Company (on behalf of Sep Acct 746)	Ownership.....	...3.240	MetLife, Inc.....	...N.....	0.....
0241	MetLife.....	00000..	80-0946518..00		MetLife Core Property Fund, LP.....	DE.....	NIA.....	MetLife Insurance Company of Korea, Limited	Ownership.....	...2.910	MetLife, Inc.....	...N.....	0.....
0241	MetLife.....	00000..	80-0946518..00		MetLife Core Property Fund, LP.....	DE.....	NIA.....	General American Life Insurance Company....	Ownership.....	...0.070	MetLife, Inc.....	...N.....	0.....
0241	MetLife.....	00000..	80-0946518..00		MetLife Core Property Fund, LP.....	DE.....	NIA.....	MetLife Insurance Company USA.....	Ownership.....	...0.140	MetLife, Inc.....	...N.....	0.....
0241	MetLife.....	00000..	80-0947139..00		MetLife Core Property REIT, LLC.....	DE.....	NIA.....	MetLife Core Property Fund, LP.....	Ownership.....	...100.000	MetLife, Inc.....	...N.....	0.....
0241	MetLife.....	00000..	46-3934926..00		MetLife Core Property Holdings, LLC.....	DE.....	NIA.....	MetLife Core Property REIT, LLC.....	Ownership.....	...100.000	MetLife, Inc.....	...N.....	0.....
0241	MetLife.....	00000..00		MCP Property Management LLC (DE).....	DE.....	NIA.....	MetLife Core Property Holdings, LLC.....	Ownership.....	...100.000	MetLife, Inc.....	...N.....	0.....
0241	MetLife.....	00000..	13-4075851..00		MetLife Commercial Mortgage Income Fund GP, LLC	DE.....	NIA.....	MetLife Investment Advisors, LLC.....	Ownership.....	...100.000	MetLife, Inc.....	...N.....	0.....
0241	MetLife.....	00000..	47-2630137..00		MetLife Commercial Mortgage Income Fund LP	DE.....	NIA.....	Metropolitan Life Insurance Company.....	Ownership.....	...28.830	MetLife, Inc.....	...N.....	0.....
0241	MetLife.....	00000..	47-2630137..00		MetLife Commercial Mortgage Income Fund LP	DE.....	NIA.....	MetLife Insurance Company USA.....	Ownership.....	...9.610	MetLife, Inc.....	...N.....	0.....
0241	MetLife.....	00000..	47-2630137..00		MetLife Commercial Mortgage Income Fund LP	DE.....	NIA.....	MetLife Insurance Company of Korea, Limited	Ownership.....	...5.660	MetLife, Inc.....	...N.....	0.....
0241	MetLife.....	00000..	47-2630137..00		MetLife Commercial Mortgage Income Fund LP	DE.....	NIA.....	MetLife Limited.....	Ownership.....	...3.810	MetLife, Inc.....	...N.....	0.....
0241	MetLife.....	00000..	47-2630137..00		MetLife Commercial Mortgage Income Fund LP	DE.....	NIA.....	Metropolitan Life Insurance Company of Hong Kong Limited	Ownership.....	...0.760	MetLife, Inc.....	...N.....	0.....
0241	MetLife.....	00000..	47-2688528..00		MetLife Commercial Mortgage REIT, LLC.....	DE.....	NIA.....	MetLife Commercial Mortgage Income Fund, LP	Ownership.....	...100.000	MetLife, Inc.....	...N.....	0.....
0241	MetLife.....	00000..	47-2703778..00		MetLife Commercial Mortgage Originator, LLC...	DE.....	NIA.....	MetLife Commercial Mortgage REIT, LLC.....	Ownership.....	...100.000	MetLife, Inc.....	...N.....	0.....
0241	MetLife.....	00000..	47-5495603..00		MCMIF Holdco I, LLC.....	DE.....	NIA.....	MetLife Commercial Mortgage Originator, LLC.	Ownership.....	...100.000	MetLife, Inc.....	...N.....	0.....

SCHEDULE Y

PART 1A - DETAIL OF INSURANCE HOLDING COMPANY SYSTEM

1	2	3	4	5	6	7	8	9	10	11	12	13	14	15	16
Group Code	Group Name	NAIC Company Code	ID Number	Federal RSSD	CIK	Name of Securities Exchange if Publicly Traded (U.S. or International)	Names of Parent, Subsidiaries or Affiliates	Domiciliary Location	Relationship to Reporting Entity	Directly Controlled by (Name of Entity/Person)	Type of Control (Ownership Board, Management Attorney-in-Fact, Influence, Other)	If Control is Ownership Provide Percentage	Ultimate Controlling Entity(ies)/Person(s)	Is an SCA Filing Required? (Y/N)	*
0241	MetLife.....	00000..	00		MetLife International PE Fund I, LP.....	CYM.....	NIA.....	MetLife Insurance K.K. (Japan).....	Ownership.....92.593	MetLife, Inc.....N.....	0.....
0241	MetLife.....	00000..	00		MetLife International PE Fund I, LP.....	CYM.....	NIA.....	Metropolitan Life Insurance Company of Hong Kong Limited	Ownership.....0.576	MetLife, Inc.....N.....	0.....
0241	MetLife.....	00000..	00		MetLife International PE Fund I, LP.....	CYM.....	NIA.....	MetLife Limited (Hong Kong).....	Ownership.....2.716	MetLife, Inc.....N.....	0.....
0241	MetLife.....	00000..	00		MetLife International PE Fund I, LP.....	CYM.....	NIA.....	MetLife Mexico S.A.....	Ownership.....4.115	MetLife, Inc.....N.....	0.....
0241	MetLife.....	00000..	00		MetLife Alternatives GP, LLC.....	DE.....	NIA.....	MetLife Investment Advisors, LLC.....	Ownership.....100.000	MetLife, Inc.....N.....	0.....
0241	MetLife.....	00000..	98-1150291..00		MetLife International HF Partners, LP.....	CYM.....	NIA.....	MetLife Insurance K.K. (Japan).....	Ownership.....88.220	MetLife, Inc.....N.....	0.....
0241	MetLife.....	00000..	98-1150291..00		MetLife International HF Partners, LP.....	CYM.....	NIA.....	MetLife Insurance Company of Korea, Limited	Ownership.....9.470	MetLife, Inc.....N.....	0.....
0241	MetLife.....	00000..	98-1150291..00		MetLife International HF Partners, LP.....	CYM.....	NIA.....	MetLife Limited (Hong Kong).....	Ownership.....2.290	MetLife, Inc.....N.....	0.....
0241	MetLife.....	00000..	98-1150291..00		MetLife International HF Partners, LP.....	CYM.....	NIA.....	MetLife Alternatives GP, LLC.....	Ownership.....0.020	MetLife, Inc.....N.....	0.....
0241	MetLife.....	00000..	98-1162663..00		MetLife International PE Fund II, LP.....	CYM.....	NIA.....	MetLife Insurance K.K. (Japan).....	Ownership.....94.540	MetLife, Inc.....N.....	0.....
0241	MetLife.....	00000..	98-1162663..00		MetLife International PE Fund II, LP.....	CYM.....	NIA.....	MetLife Limited (Hong Kong).....	Ownership.....2.770	MetLife, Inc.....N.....	0.....
0241	MetLife.....	00000..	98-1162663..00		MetLife International PE Fund II, LP.....	CYM.....	NIA.....	MetLife Mexico S.A.....	Ownership.....2.100	MetLife, Inc.....N.....	0.....
0241	MetLife.....	00000..	98-1162663..00		MetLife International PE Fund II, LP.....	CYM.....	NIA.....	Metropolitan Life Insurance Company of Hong Kong Limited	Ownership.....0.590	MetLife, Inc.....N.....	0.....
0241	MetLife.....	00000..	98-1226825..00		MetLife International PE Fund III, LP.....	CYM.....	NIA.....	MetLife Insurance K.K. (Japan).....	Ownership.....88.930	MetLife, Inc.....N.....	0.....
0241	MetLife.....	00000..	98-1226825..00		MetLife International PE Fund III, LP.....	CYM.....	NIA.....	MetLife Insurance Company of Korea, Limited	Ownership.....7.910	MetLife, Inc.....N.....	0.....
0241	MetLife.....	00000..	98-1226825..00		MetLife International PE Fund III, LP.....	CYM.....	NIA.....	Metropolitan Life Insurance Company of Hong Kong Limited	Ownership.....0.550	MetLife, Inc.....N.....	0.....
0241	MetLife.....	00000..	98-1226825..00		MetLife International PE Fund III, LP.....	CYM.....	NIA.....	MetLife Limited (Hong Kong).....	Ownership.....2.610	MetLife, Inc.....N.....	0.....
0241	MetLife.....	00000..	00		MetLife International PE Fund IV, LP.....	CYM.....	NIA.....	MetLife Insurance K.K. (Japan).....	Ownership.....94.700	MetLife, Inc.....N.....	0.....
0241	MetLife.....	00000..	00		MetLife International PE Fund IV, LP.....	CYM.....	NIA.....	MetLife Insurance Company of Korea, Limited	Ownership.....3.790	MetLife, Inc.....N.....	0.....
0241	MetLife.....	00000..	00		MetLife International PE Fund IV, LP.....	CYM.....	NIA.....	MetLife Limited (Hong Kong).....	Ownership.....1.510	MetLife, Inc.....N.....	0.....
0241	MetLife.....	00000..	00		MetLife Loan Asset Management, LLC.....	DE.....	NIA.....	MetLife Investment Advisors, LLC.....	Ownership.....100.000	MetLife, Inc.....N.....	0.....
0241	MetLife.....	00000..	46-4140926..	0		MIM Property Management, LLC.....	DE.....	NIA.....	MetLife Investment Advisors, LLC.....	Ownership.....100.000	MetLife, Inc.....N.....	0.....
0241	MetLife.....	13092..	26-1511401..43008920		MetLife Reinsurance Company of Vermont.....	VT.....	IA.....	MetLife, Inc.....	Ownership.....100.000	MetLife, Inc.....N.....	0.....
0241	MetLife.....	62634..	51-0104167..42551070		Delaware American Life Insurance Company.....	DE.....	IA.....	MetLife, Inc.....	Ownership.....100.000	MetLife, Inc.....N.....	0.....
0241	MetLife.....	00000..	27-1206753..00		MetLife Consumer Services, Inc.....	DE.....	NIA.....	MetLife, Inc.....	Ownership.....100.000	MetLife, Inc.....N.....	0.....
0241	MetLife.....	00000..	81-3094008..00		Brighthouse Services, LLC.....	DE.....	NIA.....	MetLife, Inc.....	Ownership.....100.000	MetLife, Inc.....N.....	0.....
0241	MetLife.....	00000..	00		Brighthouse Financial, Inc.....	DE.....	NIA.....	MetLife, Inc.....	Ownership.....100.000	MetLife, Inc.....N.....	0.....
0241	MetLife.....	00000..	00		Brighthouse Holdings, LLC.....	DE.....	NIA.....	MetLife, Inc.....	Ownership.....100.000	MetLife, Inc.....N.....	0.....
0241	MetLife.....	00000..	00		MetLife Insurance Brokerage, Inc.....	NY.....	NIA.....	MetLife, Inc.....	Ownership.....100.000	MetLife, Inc.....N.....	0.....
0241	MetLife.....	60690..	98-0000065..42473260		American Life Insurance Company.....	DE.....	IA.....	MetLife, Inc.....	Ownership.....100.000	MetLife, Inc.....N.....	0.....
0241	MetLife.....	00000..	AA-1580066..00		MetLife Insurance K.K. (Japan).....	JPN.....	IA.....	American Life Insurance Company.....	Ownership.....100.000	MetLife, Inc.....N.....	0.....
0241	MetLife.....	00000..	42553300		Communication One Kabushiki Kaisha (Japan).....	JPN.....	NIA.....	MetLife Insurance K.K. (Japan).....	Ownership.....100.000	MetLife, Inc.....N.....	0.....
0241	MetLife.....	00000..	42500180		MetLife Life Insurance Company (Egypt).....	EGY.....	IA.....	MetLife Global Holding Company I GmbH (Swiss)	Ownership.....84.125	MetLife, Inc.....N.....	0.....

97.12

SCHEDULE Y

PART 1A - DETAIL OF INSURANCE HOLDING COMPANY SYSTEM

1	2	3	4	5	6	7	8	9	10	11	12	13	14	15	16
Group Code	Group Name	NAIC Company Code	ID Number	Federal RSSD	CIK	Name of Securities Exchange if Publicly Traded (U.S. or International)	Names of Parent, Subsidiaries or Affiliates	Domiciliary Location	Relationship to Reporting Entity	Directly Controlled by (Name of Entity/Person)	Type of Control (Ownership Board, Management Attorney-in-Fact, Influence, Other)	If Control is Ownership Provide Percentage	Ultimate Controlling Entity(ies)/Person(s)	Is an SCA Filing Required? (Y/N)	*
0241	MetLife.....	00000...	AA-1860015..00	MetLife Emekliik ve Hayat A.S. (Turkey).....	TUR.....	IA.....	MetLife Global Holding Company II GmbH (Swiss)	Ownership.....99.980	MetLife, Inc.....N.....	0.....
0241	MetLife.....	00000...00	MetLife Life Insurance S.A. (Greece).....	GRC.....	IA.....	MetLife EU Holding Company Limited (Ireland)	Ownership.....100.000	MetLife, Inc.....N.....	0.....
0241	MetLife.....	00000...42553490	MetLife Mutual Fund Company (Greece).....	GRC.....	NIA.....	MetLife Life Insurance Company S.A.....	Ownership.....90.000	MetLife, Inc.....N.....	0.....
0241	MetLife.....	00000...43040320	International Investment Holding Company Limited (Russia)	RUS.....	NIA.....	American Life Insurance Company	Ownership.....100.000	MetLife, Inc.....N.....	0.....
0241	MetLife.....	00000...00	UBB-MetLife Zhivotozastrahovatelno Drujestvo AD (Bulgaria)	BGR.....	IA.....	MetLife EU Holding Company Limited (Ireland)	Ownership.....40.000	MetLife, Inc.....N.....	0.....
0241	MetLife.....	00000...00	MetLife American International Group and Arab National Bank Cooperative Insurance Company	SAU.....	IA.....	American Life Insurance Company	Ownership.....30.000	MetLife, Inc.....N.....	0.....
0241	MetLife.....	00000...42500720	PJSC MetLife (Ukraine).....	UKR.....	IA.....	MetLife Global Holding Company II GmbH (Swiss)	Ownership.....99.999	MetLife, Inc.....N.....	0.....
0241	MetLife.....	00000...42500720	PJSC MetLife (Ukraine).....	UKR.....	IA.....	International Technical and Advisory Services Limited (USA-Delaware)	Ownership.....0.001	MetLife, Inc.....N.....	0.....
0241	MetLife.....	00000...42500720	PJSC MetLife (Ukraine).....	UKR.....	IA.....	Borderland Investments Limited (USA-Delaware)	Ownership.....0.001	MetLife, Inc.....N.....	0.....
0241	MetLife.....	00000...00	MetLife Innovation Centre Limited.....	IRL.....	IA.....	MetLife Global Holding Company II GmbH (Swiss)	Ownership.....99.999	MetLife, Inc.....N.....	0.....
0241	MetLife.....	00000...	51-0205283..00	International Technical and Advisory Services Limited (USA-Delaware)	DE.....	NIA.....	American Life Insurance Company	Ownership.....100.000	MetLife, Inc.....N.....	0.....
0241	MetLife.....	00000...	02-0649743..00	Borderland Investments Limited (USA-Delaware)	DE.....	NIA.....	American Life Insurance Company	Ownership.....100.000	MetLife, Inc.....N.....	0.....
0241	MetLife.....	00000...00	ALICO Hellas Single Member Limited Liability Company (Greece)	GRC.....	NIA.....	Borderland Investments Limited (USA-Delaware)	Ownership.....100.000	MetLife, Inc.....N.....	0.....
0241	MetLife.....	00000...00	MetLife Asset Management Corp. (Japan).....	JPN.....	NIA.....	ALICO Operations, LLC (DE).....	Ownership.....100.000	MetLife, Inc.....N.....	0.....
0241	MetLife.....	00000...42493110	MetLife Mas, S.A. de C.V (Mexico).....	MEX.....	IA.....	MetLife International Holdings, LLC.....	Ownership.....100.000	MetLife, Inc.....N.....	0.....
0241	MetLife.....	00000...42493110	MetLife Mas, S.A. de C.V (Mexico).....	MEX.....	IA.....	International Technical and Advisory Services Limited (USA-Delaware)	Ownership.....0.000	MetLife, Inc.....N.....	0.....
0241	MetLife.....	00000...42512930	MetLife Seguros S.A. (Uruguay).....	URY.....	IA.....	ALICO Operations, LLC (DE).....	Ownership.....100.000	MetLife, Inc.....N.....	0.....
0241	MetLife.....	00000...	52-2094092..00	Alpha Properties, Inc. (USA-Delaware).....	DE.....	NIA.....	American Life Insurance Company	Ownership.....100.000	MetLife, Inc.....N.....	0.....
0241	MetLife.....	00000...	52-2094091..00	Beta Properties, Inc. (USA-Delaware).....	DE.....	NIA.....	American Life Insurance Company	Ownership.....100.000	MetLife, Inc.....N.....	0.....
0241	MetLife.....	00000...	51-0389730..00	Delta Properties Japan, Inc. (USA-Delaware).....	DE.....	NIA.....	American Life Insurance Company	Ownership.....100.000	MetLife, Inc.....N.....	0.....
0241	MetLife.....	00000...	51-0389749..00	Epsilon Properties Japan, Inc. (USA-Delaware).....	DE.....	NIA.....	American Life Insurance Company	Ownership.....100.000	MetLife, Inc.....N.....	0.....
0241	MetLife.....	00000...	13-4172883..00	Kappa Properties Japan, Inc. (USA-Delaware).....	DE.....	NIA.....	American Life Insurance Company	Ownership.....100.000	MetLife, Inc.....N.....	0.....
0241	MetLife.....	00000...	02-0649738..00	Iris Properties, Inc. (USA-Delaware).....	DE.....	NIA.....	American Life Insurance Company	Ownership.....100.000	MetLife, Inc.....N.....	0.....

97.13

SCHEDULE Y

PART 1A - DETAIL OF INSURANCE HOLDING COMPANY SYSTEM

1	2	3	4	5	6	7	8	9	10	11	12	13	14	15	16
Group Code	Group Name	NAIC Company Code	ID Number	Federal RSSD	CIK	Name of Securities Exchange if Publicly Traded (U.S. or International)	Names of Parent, Subsidiaries or Affiliates	Domiciliary Location	Relationship to Reporting Entity	Directly Controlled by (Name of Entity/Person)	Type of Control (Ownership Board, Management Attorney-in-Fact, Influence, Other)	If Control is Ownership Provide Percentage	Ultimate Controlling Entity(ies)/Person(s)	Is an SCA Filing Required? (Y/N)	*
0241	MetLife.....	00000..	00		MetLife Colombia Seguros de Vida S.A. (Columbia)	COL.....	IA.....	MetLife Global Holding Company II GmbH (Swiss)	Ownership.....90.000	MetLife, Inc.....N.....	0.....
0241	MetLife.....	00000..	00		MetLife Colombia Seguros de Vida S.A. (Columbia)	COL.....	IA.....	MetLife Global Holding Company I GmbH (Swiss)	Ownership.....10.000	MetLife, Inc.....N.....	0.....
0241	MetLife.....	00000..	00		MetLife Colombia Seguros de Vida S.A. (Columbia)	COL.....	IA.....	International Technical and Advisory Services Limited (USA-Delaware)	Ownership.....0.000	MetLife, Inc.....N.....	0.....
0241	MetLife.....	00000..	00		MetLife Colombia Seguros de Vida S.A. (Columbia)	COL.....	IA.....	Borderland Investments Limited (USA-Delaware)	Ownership.....0.000	MetLife, Inc.....N.....	0.....
0241	MetLife.....	00000..	00		MetLife Colombia Seguros de Vida S.A. (Columbia)	COL.....	IA.....	Natiloportem Holdings, LLC.....	Ownership.....0.000	MetLife, Inc.....N.....	0.....
0241	MetLife.....	00000..	13-3912049..00		ALICO Properties, Inc. (USA-Delaware).....	DE.....	NIA.....	American Life Insurance Company.....	Ownership.....51.000	MetLife, Inc.....N.....	0.....
0241	MetLife.....	00000..	13-3919049..00		Global Properties, Inc. (USA-Delaware).....	DE.....	NIA.....	ALICO Properties, Inc.....	Ownership.....100.000	MetLife, Inc.....N.....	0.....
0241	MetLife.....	00000..	00		MetLife Global Holding Company I GmbH (Swiss)	CHE.....	NIA.....	American Life Insurance Company.....	Ownership.....100.000	MetLife, Inc.....N.....	0.....
0241	MetLife.....	00000..	00		MetLife Global Holding Company II GmbH (Swiss)	CHE.....	NIA.....	MetLife Global Holding Company I GmbH (Swiss)	Ownership.....100.000	MetLife, Inc.....N.....	0.....
0241	MetLife.....	00000..	00		MetLife Investment Management Holdings (Ireland) Limited	IRL.....	NIA.....	MetLife Global Holding Company II GmbH (Swiss)	Ownership.....100.000	MetLife, Inc.....N.....	0.....
0241	MetLife.....	00000..	30-0615846..00		ALICO Operations, LLC (DE).....	DE.....	NIA.....	MetLife Global Holding Company II GmbH (Swiss)	Ownership.....100.000	MetLife, Inc.....N.....	0.....
0241	MetLife.....	00000..	00		MetLife EU Holding Company Limited (Ireland).	IRL.....	NIA.....	MetLife Global Holding Company II GmbH (Swiss)	Ownership.....100.000	MetLife, Inc.....N.....	0.....
0241	MetLife.....	00000..	98-0552186..42493020		ALICO European Holding Limited (Ireland).....	IRL.....	NIA.....	MetLife Global Holding Company II GmbH (Swiss)	Ownership.....100.000	MetLife, Inc.....N.....	0.....
0241	MetLife.....	00000..	AA-1780108..00		MetLife Europe d.a.c.....	IRL.....	IA.....	International Technical Advisory Services Limited	Ownership.....0.000	MetLife, Inc.....N.....	0.....
0241	MetLife.....	00000..	AA-1780108..00		MetLife Europe d.a.c.....	IRL.....	IA.....	American Life Insurance Company.....	Ownership.....3.997	MetLife, Inc.....N.....	0.....
0241	MetLife.....	00000..	AA-1780108..00		MetLife Europe d.a.c.....	IRL.....	IA.....	MetLife EU Holding Company Limited (Ireland)	Ownership.....96.003	MetLife, Inc.....N.....	0.....
0241	MetLife.....	00000..	00		MetLife Services EOOD (Bulgaria).....	BGR.....	NIA.....	MetLife EU Holding Company Limited (Ireland)	Ownership.....100.000	MetLife, Inc.....N.....	0.....
0241	MetLife.....	00000..	00		MetLife Pension Trustees Limited (UK).....	GBR.....	NIA.....	MetLife Europe d.a.c.....	Ownership.....100.000	MetLife, Inc.....N.....	0.....
0241	MetLife.....	00000..	42553670		First American-Hungarian Insurance Agency Limited (Hungary)	HUN.....	IA.....	MetLife EU Holding Company Limited (Ireland)	Ownership.....100.000	MetLife, Inc.....N.....	0.....
0241	MetLife.....	00000..	42584070		MetLife Solutions S.A.S. (France).....	FRA.....	NIA.....	MetLife EU Holding Company Limited (Ireland)	Ownership.....100.000	MetLife, Inc.....N.....	0.....
0241	MetLife.....	00000..	00		MetLife Asia Holding Company Pte. Ltd.....	SGP.....	NIA.....	MetLife Global Holding Company II GmbH (Swiss)	Ownership.....100.000	MetLife, Inc.....N.....	0.....

97.14

SCHEDULE Y

PART 1A - DETAIL OF INSURANCE HOLDING COMPANY SYSTEM

1	2	3	4	5	6	7	8	9	10	11	12	13	14	15	16
Group Code	Group Name	NAIC Company Code	ID Number	Federal RSSD	CIK	Name of Securities Exchange if Publicly Traded (U.S. or International)	Names of Parent, Subsidiaries or Affiliates	Domiciliary Location	Relationship to Reporting Entity	Directly Controlled by (Name of Entity/Person)	Type of Control (Ownership Board, Management Attorney-in-Fact, Influence, Other)	If Control is Ownership Provide Percentage	Ultimate Controlling Entity(ies)/Person(s)	Is an SCA Filing Required? (Y/N)	*
0241	MetLife.....	00000...	00		MetLife Innovation Centre Pte. Ltd	SGP.....	NIA.....	MetLife Asia Holding Company Pte. Ltd.	Ownership.....	100.000	MetLife, Inc.....N.....	0.....
0241	MetLife.....	00000...	00		MetLife Reinsurance Company of Bermuda Ltd.	BMU.....	IA.....	MetLife Global Holding Company II GmbH (Swiss)	Ownership.....	100.000	MetLife, Inc.....N.....	0.....
0241	MetLife.....	00000...	00		MetLife Investment Management Limited (UK)..	GBR.....	NIA.....	MetLife Global Holding Company II GmbH (Swiss)	Ownership.....	100.000	MetLife, Inc.....N.....	0.....
0241	MetLife.....	00000...		42552460		Metropolitan Life Societate de Administrare a unui Fond de Pensii Administrat Privat S.A. (Romania)	ROU.....	IA.....	MetLife EU Holding Company Limited (Ireland)	Ownership.....	99.984	MetLife, Inc.....N.....	0.....
0241	MetLife.....	00000...		42552460		Metropolitan Life Societate de Administrare a unui Fond de Pensii Administrat Privat S.A. (Romania)	ROU.....	IA.....	MetLife Services Sp. z o.o	Ownership.....	0.016	MetLife, Inc.....N.....	0.....
0241	MetLife.....	00000...		42494690		ZAO Master D (Russia).....	RUS.....	NIA.....	ALICO European Holding Limited (Ireland).....	Ownership.....	100.000	MetLife, Inc.....N.....	0.....
0241	MetLife.....	00000...		42499910		Joint Stock Company MetLife Insurance Company (Russia)	RUS.....	IA.....	MetLife Global Holding Company II GmbH (Swiss)	Ownership.....	49.000	MetLife, Inc.....N.....	0.....
0241	MetLife.....	00000...		42499910		Joint Stock Company MetLife Insurance Company (Russia)	RUS.....	IA.....	ZAO Master D (Russia).....	Ownership.....	51.000	MetLife, Inc.....N.....	0.....
0241	MetLife.....	00000...		42551980		MetLife Slovakia s.r.o.....	SVK.....	NIA.....	MetLife EU Holding Company Limited (Ireland)	Ownership.....	99.956	MetLife, Inc.....N.....	0.....
0241	MetLife.....	00000...		42551980		MetLife Slovakia s.r.o.....	SVK.....	NIA.....	International Technical and Advisory Services Limited (USA-Delaware)	Ownership.....	0.044	MetLife, Inc.....N.....	0.....
0241	MetLife.....	00000...		42551890		MetLife SK, s.r.o	SVK.....	NIA.....	MetLife EU Holding Company Limited (Ireland)	Ownership.....	99.879	MetLife, Inc.....N.....	0.....
0241	MetLife.....	00000...	00		MetLife SK, s.r.o	SVK.....	NIA.....	International Technical and Advisory Services Limited	Ownership.....	0.121	MetLife, Inc.....N.....	0.....
0241	MetLife.....	00000...	00		MetLife Services Cyprus Ltd.....	CYP.....	NIA.....	MetLife EU Holding Company Limited (Ireland)	Ownership.....	100.000	MetLife, Inc.....N.....	0.....
0241	MetLife.....	00000...	00		Hellenic Alico Life Insurance Company Ltd. (Cyprus)	CYP.....	IA.....	MetLife Services Cyprus Ltd.....	Ownership.....	27.500	MetLife, Inc.....N.....	0.....
0241	MetLife.....	00000...		42473350		MetLife Towarzystwo Ubezpieczen na Zycie i Reasekuracji S.A.	POL.....	IA.....	MetLife EU Holding Company Limited (Ireland)	Ownership.....	100.000	MetLife, Inc.....N.....	0.....
0241	MetLife.....	00000...		42552640		MetLife Services Sp. z o.o	POL.....	NIA.....	MetLife Towarzystwo Ubezpieczen na Zycie i Reasekuracji S.A.	Ownership.....	100.000	MetLife, Inc.....N.....	0.....
0241	MetLife.....	00000...		42511540		MetLife Powszechno Towarzystwo Emerytalne (Poland)	POL.....	IA.....	MetLife Towarzystwo Ubezpieczen na Zycie i Reasekuracji S.A.	Ownership.....	100.000	MetLife, Inc.....N.....	0.....
0241	MetLife.....	00000...	AA-9640009.	42552550		MetLife Towarzystwo Funduszy Inwestycyjnych S.A.	POL.....	NIA.....	MetLife Towarzystwo Ubezpieczen na Zycie i Reasekuracji S.A.	Ownership.....	100.000	MetLife, Inc.....N.....	0.....

SCHEDULE Y

PART 1A - DETAIL OF INSURANCE HOLDING COMPANY SYSTEM

1	2	3	4	5	6	7	8	9	10	11	12	13	14	15	16
Group Code	Group Name	NAIC Company Code	ID Number	Federal RSSD	CIK	Name of Securities Exchange if Publicly Traded (U.S. or International)	Names of Parent, Subsidiaries or Affiliates	Domiciliary Location	Relationship to Reporting Entity	Directly Controlled by (Name of Entity/Person)	Type of Control (Ownership Board, Management Attorney-in-Fact, Influence, Other)	If Control is Ownership Provide Percentage	Ultimate Controlling Entity(ies)/Person(s)	Is an SCA Filing Required? (Y/N)	*
0241	MetLife.....	00000..	42583310	Agenvita S.r.l. (Italy).....	ITA.....	IA.....	MetLife EU Holding Company Limited (Ireland)	Ownership.....	100.000	MetLife, Inc.....N.....	0.....
0241	MetLife.....	00000..00	MetLife Services, Sociedad Limitada (Spain).....	ESP.....	NIA.....	MetLife EU Holding Company Limited (Ireland)	Ownership.....	100.000	MetLife, Inc.....N.....	0.....
0241	MetLife.....	00000..	29812240	MetLife Insurance Limited (U.K.).....	GBR.....	IA.....	MetLife EU Holding Company Limited (Ireland)	Ownership.....	99.999	MetLife, Inc.....N.....	0.....
0241	MetLife.....	00000..00	MetLife Europe Insurance d.a.c.....	IRL.....	IA.....	MetLife EU Holding Company Limited (Ireland)	Ownership.....	93.000	MetLife, Inc.....N.....	0.....
0241	MetLife.....	00000..00	MetLife Europe Insurance d.a.c.....	IRL.....	IA.....	American Life Insurance Company.....	Ownership.....	7.000	MetLife, Inc.....N.....	0.....
0241	MetLife.....	00000..	41898640	MetLife Europe Services Limited (Ireland).....	IRL.....	NIA.....	MetLife EU Holding Company Limited (Ireland)	Ownership.....	100.000	MetLife, Inc.....N.....	0.....
0241	MetLife.....	00000..	95-3947585..	31660640	MetLife Investors Group, LLC.....	DE.....	NIA.....	MetLife, Inc.....	Ownership.....	100.000	MetLife, Inc.....N.....	0.....
0241	MetLife.....	00000..	43-1906210..	3373563	1130412	MetLife Investments Securities LLC (DE).....	DE.....	NIA.....	MetLife Investors Group, LLC.....	Ownership.....	100.000	MetLife, Inc.....N.....	0.....
0241	MetLife.....	00000..00	MetLife Investors Distribution Company.....	MO.....	NIA.....	MetLife Investors Group, LLC.....	Ownership.....	100.000	MetLife, Inc.....N.....	0.....
0241	MetLife.....	00000..	04-3240897..	4288440	1071039	MetLife Advisers, LLC.....	MA.....	NIA.....	MetLife, Inc.....	Ownership.....	100.000	MetLife, Inc.....N.....	0.....

Metropolitan Group Property and Casualty Insurance Company

SCHEDULE Y

PART 2 - SUMMARY OF INSURER'S TRANSACTIONS WITH ANY AFFILIATES

1	2	3	4	5	6	7	8	9	10	11	12	13
NAIC Company Code	ID Number	Names of Insurers and Parent, Subsidiaries or Affiliates	Shareholder Dividends	Capital Contributions	Purchases, Sales or Exchanges of Loans, Securities, Real Estate, Mortgage Loans or Other Investments	Income/ (Disbursements) Incurred in Connection with Guarantees or Undertakings for the Benefit of any Affiliate(s)	Management Agreements and Service Contracts	Income/ (Disbursements) Incurred under Reinsurance Agreements	*	Any Other Material Activity Not in the Ordinary Course of the Insurer's Business	Totals	Reinsurance Recoverable/ (Payable) on Losses and/or Reserve Credit Taken/ (Liability)
Affiliated Transactions												
0.....	13-4075851.....	MetLife, Inc.....	6,610,182,384	(115,418,441)	(222,284,084)	0	351,863,349	0		(143,079,194)	6,481,264,014	0
65978.....	13-5581829.....	Metropolitan Life Insurance Company.....	(5,670,000,000)	(18,522,871)	(1,500,941,125)	1,019,432	(1,071,961,737)	(5,030,331,545)		171,307,703	(13,119,430,143)	11,558,885,077
0.....		MLIC CB Holdings LLC.....	0	(3,500,000)	0	0	0	0		0	(3,500,000)	0
0.....		Euro CL Investments LLC.....	0	(110,233)	0	0	0	0		0	(110,233)	0
0.....		The Building at 575 Fifth Avenue Mezzanine LLC.....	0	850,253	0	0	0	0		0	850,253	0
0.....	80-6218553.....	The Worthington Series Trust.....	0	(10)	(101,167,011)	0	0	0		(1,362,600)	(102,529,621)	0
0.....		MetLife Investments Asia Limited (Hong Kong).....	0	0	0	0	4,777,411	0		0	4,777,411	0
0.....		MetLife Investments Limited (UK).....	0	0	0	0	21,565,708	0		0	21,565,708	0
0.....		MetLife Latin America Asesorias e Inversiones Limitada (Chile).....	0	0	0	0	14,066,597	0		0	14,066,597	0
0.....	86-1176467.....	MEX DF Properties, LLC.....	0	(11,524,494)	0	0	0	0		0	(11,524,494)	0
0.....	98-0445386.....	Ten Park SPC.....	0	(344,302,137)	0	0	(642,198)	0		0	(344,944,335)	0
0.....	13-3619870.....	23rd Street Investments, Inc.....	(2,200,000)	(3,164,549)	0	0	1,610,209	0		0	(3,754,340)	0
0.....	06-1193029.....	MetLife Capital Credit L.P.....	0	(34,777,169)	0	0	(29,250)	0		0	(34,806,419)	0
0.....	91-1273824.....	MetLife Capital Limited Partnership.....	0	(4,976,264)	0	0	(29,250)	0		0	(5,005,514)	0
0.....		Long Island Solar Farm, LLC.....	0	0	(1,166,002)	0	0	0		(5,169,542)	(6,335,544)	0
0.....	43-1822723.....	Missouri Reinsurance, Inc.....	0	0	0	0	1,843,968	(83,946,158)		0	(82,102,190)	(730,259,728)
0.....	13-3237278.....	MetLife Holdings, Inc.....	0	0	0	0	27	0		0	27	0
0.....	13-3237275.....	MetLife Credit Corp.....	4,939,139	0	(33,646)	0	1,924,167	0		(4,404,025)	2,425,635	0
0.....	13-3237277.....	MetLife Funding, Inc.....	0	0	33,646	0	(30,759)	0		0	2,887	0
0.....		85 Broad Street Mezzanine LLC.....	0	4,800,197	0	0	0	0		0	4,800,197	0
0.....	13-3170235.....	Metropolitan Tower Realty Company, Inc.....	0	0	0	0	(11,630,639)	0		0	(11,630,639)	0
0.....	43-6026902.....	White Oak Royalty Company.....	0	0	0	0	(313,483)	0		0	(313,483)	0
0.....	26-2853672.....	MLIC Asset Holdings, LLC.....	0	(18,476,000)	0	0	0	0		0	(18,476,000)	0
0.....		MetLife Properties Ventures, LLC.....	0	(81,826,872)	0	0	0	0		0	(81,826,872)	0
91626.....	04-2708937.....	New England Life Insurance Company.....	(295,000,000)	4,154,464	(7,592,479)	(846,433)	(69,068,091)	(14,081,984)		19,475,783	(362,958,740)	669,243,928
0.....	22-2375428.....	Transmountain Land & Livestock Company.....	0	0	0	0	(4,033)	0		0	(4,033)	0
0.....	34-1650967.....	Hyatt Legal Plans, Inc.....	(68,000,000)	0	3,821	0	(40,932,251)	0		0	(108,928,430)	0
0.....	34-1631590.....	Hyatt Legal Plans of Florida, Inc.....	0	0	(3,821)	0	0	0		0	(3,821)	0
0.....	13-4047186.....	MetLife Tower Resources Group, Inc.....	0	0	0	0	(759,857)	0		0	(759,857)	0
0.....	75-2085469.....	Para-Met Plaza Associates.....	0	(82,455)	0	0	0	0		0	(82,455)	0
0.....		1001 Properties, LLC.....	0	40,516,574	0	0	0	0		0	40,516,574	0
0.....		6104 Hollywood, LLC.....	0	19,575,760	0	0	0	0		0	19,575,760	0
0.....		MetLife ConSquare Member, LLC (DE).....	0	83,275,529	0	0	0	0		0	83,275,529	0
0.....	13-4078322.....	334 Madison Euro Investments, Inc.....	0	0	0	0	128	0		0	128	0
0.....		St. James Fleet Investments Two Limited.....	0	0	0	0	(32,847)	0		0	(32,847)	0
0.....		Park Twenty Three Investments Company (UK).....	0	0	0	0	(26,278)	0		0	(26,278)	0
0.....		Convent Station Euro Investments Four Company (UK).....	0	0	0	0	(26,278)	0		0	(26,278)	0
0.....		OMI MLIC Investments Limited.....	0	0	0	0	(6,512,831)	0		0	(6,512,831)	0
16073.....		Brighthouse Reinsurance Company of Delaware.....	0	250,000	0	0	0	0		0	250,000	0
0.....		Brighthouse Financial, Inc.....	0	1,000	0	0	0	0		0	1,000	0
0.....		MetLife Insurance Brokerage, Inc.....	0	0	3,100,000	0	(1,757,418)	0		0	1,342,582	0

SCHEDULE Y

PART 2 - SUMMARY OF INSURER'S TRANSACTIONS WITH ANY AFFILIATES

1	2	3	4	5	6	7	8	9	10	11	12	13
NAIC Company Code	ID Number	Names of Insurers and Parent, Subsidiaries or Affiliates	Shareholder Dividends	Capital Contributions	Purchases, Sales or Exchanges of Loans, Securities, Real Estate, Mortgage Loans or Other Investments	Income/ (Disbursements) Incurred in Connection with Guarantees or Undertakings for the Benefit of any Affiliate(s)	Management Agreements and Service Contracts	Income/ (Disbursements) Incurred under Reinsurance Agreements	*	Any Other Material Activity Not in the Ordinary Course of the Insurer's Business	Totals	Reinsurance Recoverable/ (Payable) on Losses and/or Reserve Credit Taken/ (Liability)
63665	43-0285930	General American Life Insurance Company	17,616	1,921,664	110,366,667	(172,999)	(93,420,649)	332,260,231		6,950,451	357,922,981	2,131,607,547
0	46-0803970	MetLife CC Member, LLC	0	8,879,243	0	0	0	0		0	8,879,243	0
0	20-3221642	MetLife Mall Ventures Limited Partnership	0	(37,235)	0	0	0	0		0	(37,235)	0
0	46-4158087	MetLife 555 12th Member, LLC	0	19,875,902	0	0	0	0		0	19,875,902	0
0	46-3608641	ML Swan Mezz, LLC	0	(4,575,000)	0	0	0	0		0	(4,575,000)	0
0	46-3616798	ML Dolphin Mezz, LLC	0	(8,650,000)	0	0	0	0		0	(8,650,000)	0
0	46-4584166	ML Southmore, LLC	0	11,831,255	0	0	0	0		0	11,831,255	0
0		Haskell East Village, LLC	0	4,728,018	0	0	0	0		0	4,728,018	0
0	46-3426206	MetLife Cabo Hilton Member, LLC	0	(3,284,793)	0	0	0	0		0	(3,284,793)	0
0	20-8355996	Ardrey Kell Townhomes, LLC	0	(81,067)	0	0	0	0		0	(81,067)	0
0	26-1762232	Boulevard Residential, LLC	0	221,584	0	0	0	0		0	221,584	0
0	26-0285750	465 N. Park Drive, LLC	0	(20,638,621)	0	0	0	0		0	(20,638,621)	0
0	20-8349277	Sandpiper Cove Associates, LLC	0	220,336	0	0	0	0		0	220,336	0
0		MetLife 1201 TAB Member, LLC	0	10,119,106	0	0	0	0		0	10,119,106	0
0		MetLife LHH Member, LLC	0	2,350,506	0	0	0	0		0	2,350,506	0
0		ML-AI MetLife Member 1, LLC	0	2,990,130	0	0	0	0		0	2,990,130	0
0	80-0821598	Oconee Hotel Company, LLC	0	(6,500,000)	0	0	0	0		0	(6,500,000)	0
0	80-0823015	Oconee Land Company, LLC	0	2,080,991	0	0	0	0		0	2,080,991	0
0	30-0777814	Marketplace Residences, LLC	0	13,317,795	0	0	0	0		0	13,317,795	0
0		MetLife RC SF Member, LLC	0	(73,421,979)	0	0	0	0		0	(73,421,979)	0
0	27-0226554	MLIC Asset Holdings II, LLC	0	(13,200,000)	0	0	0	0		0	(13,200,000)	0
0	46-4229772	MetLife THR Investor, LLC	0	(6,394,700)	0	0	0	0		0	(6,394,700)	0
0		MetLife 425 MKT Member, LLC	0	(132,251,659)	0	0	0	0		0	(132,251,659)	0
0		MetLife CB W/A, LLC	0	(389,590)	0	0	0	0		0	(389,590)	0
0	46-4133357	ML Bridgeside Apartments, LLC	0	23,627,867	0	0	0	0		0	23,627,867	0
0		MetLife OFC Member, LLC	0	(1,571,313)	0	0	0	0		0	(1,571,313)	0
0		MetLife Camino Ramon Member, LLC	0	7,745,637	0	0	0	0		0	7,745,637	0
0	20-8254446	10700 Wilshire, LLC	0	(1,197,247)	0	0	0	0		0	(1,197,247)	0
0	20-8868348	Ashton Judiciary Square, LLC	0	(91,062)	0	0	0	0		0	(91,062)	0
0	20-3700390	Viridian Miracle Mile, LLC	0	(702,774)	0	0	0	0		0	(702,774)	0
0	47-1970965	ML New River Village III, LLC	0	(3,536,796)	0	0	0	0		0	(3,536,796)	0
0	47-1256270	MetLife OBS Member, LLC	0	155,981,998	0	0	0	0		0	155,981,998	0
0		MetLife 1007 Stewart, LLC	0	(32,979)	0	0	0	0		0	(32,979)	0
0	46-4255167	ML Terraces, LLC	0	(12,761,826)	0	0	0	0		0	(12,761,826)	0
0		Chestnut Flats Wind, LLC	0	(4,047,094)	0	0	0	0		0	(4,047,094)	0
0	13-3759652	MetLife International Holdings, LLC	0	0	0	0	324,302,102	0		0	324,302,102	0
0	13-3953333	Natiloportem Holdings, LLC	0	0	0	0	(1,048)	0		0	(1,048)	0
0		Metropolitan Life Seguros e Previdencia Privada S.A. (Brazil)	0	0	0	0	(4,001,304)	0		0	(4,001,304)	0
0	AA-2730030	MetLife Mexico S.A.	0	289,000,000	0	0	(9,162,145)	(7,163,146)		11,723,000	284,397,709	27,868,625
0		MetLife Pensiones Mexico S.A.	0	0	0	0	1,812	0		0	1,812	0
0		MetLife Afore, S.A. de C.V. (Mexico)	0	0	0	0	115,573	0		0	115,573	0
0		MetLife Mexico Servicios, S.A. de C.V.	0	0	0	0	0	2,307		0	2,307	0

98.1

Metropolitan Group Property and Casualty Insurance Company

SCHEDULE Y

PART 2 - SUMMARY OF INSURER'S TRANSACTIONS WITH ANY AFFILIATES

1	2	3	4	5	6	7	8	9	10	11	12	13
NAIC Company Code	ID Number	Names of Insurers and Parent, Subsidiaries or Affiliates	Shareholder Dividends	Capital Contributions	Purchases, Sales or Exchanges of Loans, Securities, Real Estate, Mortgage Loans or Other Investments	Income/ (Disbursements) Incurred in Connection with Guarantees or Undertakings for the Benefit of any Affiliate(s)	Management Agreements and Service Contracts	Income/ (Disbursements) Incurred under Reinsurance Agreements	*	Any Other Material Activity Not in the Ordinary Course of the Insurer's Business	Totals	Reinsurance Recoverable/ (Payable) on Losses and/or Reserve Credit Taken/ (Liability)
0.....	AA-5420018.....	MetLife Insurance Company of Korea Limited.....	0.....	0.....	0.....	0.....	(1,233,793).....	0.....	0.....	0.....	(1,233,793).....	0.....
0.....	AA-1930041.....	MetLife Insurance Limited (Australia).....	0.....	0.....	0.....	0.....	0.....	0.....	0.....	0.....	0.....	16,290,747.....
0.....		The Direct Call Center PTY Limited (Australia).....	0.....	0.....	0.....	0.....	1,128,606.....	0.....	0.....	0.....	1,128,606.....	0.....
0.....		MetLife Asia Limited.....	0.....	0.....	0.....	0.....	(1,339,188).....	0.....	0.....	0.....	(1,339,188).....	0.....
0.....		Metropolitan Life Insurance Company of Hong Kong Limited.....	0.....	0.....	0.....	0.....	(3,558,616).....	0.....	0.....	0.....	(3,558,616).....	0.....
0.....	20-5894439.....	MetLife Global, Inc.....	0.....	0.....	0.....	0.....	1,726,891.....	0.....	0.....	0.....	1,726,891.....	0.....
0.....	AA-5344102.....	PNB MetLife India Insurance Company Limited.....	0.....	0.....	0.....	0.....	(3,123).....	0.....	0.....	0.....	(3,123).....	0.....
0.....	AA-2130012.....	MetLife Seguros S.A. (Argentina).....	0.....	0.....	0.....	0.....	604,353.....	0.....	0.....	0.....	604,353.....	0.....
0.....	AA-2130046.....	MetLife Seguros de Retiro S.A.....	0.....	0.....	0.....	0.....	18,495,771.....	0.....	0.....	0.....	18,495,771.....	0.....
26298.....	13-2725441.....	Metropolitan Property and Casualty Insurance Company.....	(222,939,139).....	53,982.....	0.....	0.....	(404,897,783).....	668,604,411.....	0.....	0.....	40,821,471.....	(1,964,839,237).....
39950.....	22-2342710.....	Metropolitan General Insurance Company.....	0.....	0.....	0.....	0.....	(180,763).....	(4,534,592).....	0.....	0.....	(4,715,355).....	13,901,589.....
40169.....	05-0393243.....	Metropolitan Casualty Insurance Company.....	0.....	0.....	0.....	0.....	(299,319).....	(188,553,023).....	0.....	0.....	(188,852,342).....	474,153,567.....
25321.....	23-1903575.....	Metropolitan Direct Property and Casualty Insurance Company.....	0.....	0.....	0.....	0.....	(160,928).....	(92,232,177).....	0.....	0.....	(92,393,105).....	280,082,750.....
22926.....	36-1022580.....	Economy Fire & Casualty Company.....	(10,000,000).....	0.....	0.....	0.....	(680,276).....	(10,836,692).....	0.....	0.....	(21,516,968).....	36,688,954.....
38067.....	36-2027848.....	Economy Preferred Insurance Company.....	0.....	0.....	0.....	0.....	(52,493).....	(24,707,694).....	0.....	0.....	(24,760,187).....	85,396,845.....
40649.....	36-3105737.....	Economy Premier Assurance Company.....	0.....	0.....	0.....	0.....	(201,022).....	(79,572,357).....	0.....	0.....	(79,773,379).....	159,570,532.....
0.....	95-3003951.....	MetLife Auto & Home Insurance Agency, Inc.....	0.....	0.....	0.....	0.....	20,301.....	0.....	0.....	0.....	20,301.....	0.....
34339.....	13-2915260.....	Metropolitan Group Property and Casualty Insurance Company.....	0.....	0.....	0.....	0.....	6,805,328.....	(260,563,019).....	0.....	0.....	(253,757,691).....	695,588,266.....
13938.....	75-2483187.....	Metropolitan Lloyds Insurance Company of Texas.....	0.....	0.....	0.....	0.....	(65,356).....	(7,604,857).....	0.....	0.....	(7,670,213).....	219,456,734.....
87726.....	06-0566090.....	MetLife Insurance Company USA.....	(261,000,000).....	419,775,742.....	2,289,660,426.....	0.....	(1,702,912,188).....	3,083,352,727.....	0.....	158,511,323.....	3,987,388,030.....	18,250,678,761.....
0.....		ML 1065 Hotel, LLC.....	0.....	165,700.....	0.....	0.....	0.....	0.....	0.....	0.....	165,700.....	0.....
0.....		MetLife Renewables Holdings, LLC.....	0.....	(5,383,819).....	0.....	0.....	0.....	0.....	0.....	0.....	(5,383,819).....	0.....
0.....	01-0893117.....	Metropolitan Connecticut Properties Ventures, LLC.....	0.....	(13,863,006).....	0.....	0.....	0.....	0.....	0.....	0.....	(13,863,006).....	0.....
0.....		One Financial Place Corporation.....	0.....	0.....	0.....	0.....	113.....	0.....	0.....	0.....	113.....	0.....
0.....		Euro TI Investments, LLC.....	0.....	(2,585,603).....	0.....	0.....	(66,690).....	0.....	0.....	0.....	(2,652,293).....	0.....
0.....		MetLife USA Assignment Company.....	0.....	0.....	0.....	0.....	(2,088).....	0.....	0.....	0.....	(2,088).....	0.....
94412.....	27-0227067.....	TLA Holdings II LLC.....	0.....	(2,297,266).....	0.....	0.....	0.....	0.....	0.....	0.....	(2,297,266).....	0.....
0.....	27-1320082.....	TLA Holdings III LLC.....	0.....	24,697.....	0.....	0.....	0.....	0.....	0.....	0.....	24,697.....	0.....
0.....	74-3261395.....	TLA Holdings LLC.....	6,800,000.....	(7,500,000).....	0.....	0.....	0.....	0.....	0.....	0.....	(700,000).....	0.....
0.....	51-0099394.....	The Prospect Company.....	(6,800,000).....	0.....	0.....	0.....	(2,574,637).....	0.....	0.....	0.....	(9,374,637).....	0.....
0.....		Euro TL Investments LLC.....	0.....	(46,653).....	0.....	0.....	0.....	0.....	0.....	0.....	(46,653).....	0.....
0.....		MetLife Property Ventures Canada ULC.....	0.....	(15,865).....	0.....	0.....	0.....	0.....	0.....	0.....	(15,865).....	0.....
97136.....	13-3114906.....	Metropolitan Tower Life Insurance Company.....	(60,000,000).....	3,544,495.....	21,905,221.....	0.....	(75,313,441).....	58,597,586.....	0.....	275,550.....	(50,990,589).....	713,123,112.....
0.....	36-4741040.....	MetLife Reinsurance Company of Delaware (MRD).....	0.....	40,000,000.....	(56,322,100).....	0.....	71,863,333.....	258,834,048.....	0.....	50,248,750.....	364,624,031.....	(2,546,666,697).....
0.....		Entrecap Real Estate II, LLC.....	0.....	(1,504,478).....	0.....	0.....	0.....	0.....	0.....	0.....	(1,504,478).....	0.....
0.....		MTL Leasing, LLC.....	0.....	(25,000).....	0.....	0.....	0.....	0.....	0.....	0.....	(25,000).....	0.....
0.....	52-1528581.....	SafeGuard Health Enterprises, Inc.....	0.....	0.....	0.....	0.....	(10,846,849).....	0.....	0.....	0.....	(10,846,849).....	0.....
95747.....	93-0864866.....	Safeguard Health Plans, Inc (NV).....	0.....	0.....	0.....	0.....	600.....	0.....	0.....	0.....	600.....	0.....
0.....	33-0733552.....	MetLife Health Plans, Inc. (NJ).....	0.....	0.....	0.....	0.....	153,180.....	0.....	0.....	0.....	153,180.....	0.....
0.....	95-2879515.....	Safeguard Health Plans, Inc (CA).....	0.....	0.....	0.....	0.....	(3,103,407).....	0.....	0.....	0.....	(3,103,407).....	0.....
79014.....	33-0515751.....	SafeHealth Life Insurance Company (CA).....	0.....	0.....	0.....	0.....	(2,276).....	0.....	0.....	0.....	(2,276).....	0.....
52009.....	65-0073323.....	Safeguard Health Plans, Inc (FL).....	0.....	0.....	0.....	0.....	(8,126).....	0.....	0.....	0.....	(8,126).....	0.....

98.2

Metropolitan Group Property and Casualty Insurance Company

SCHEDULE Y

PART 2 - SUMMARY OF INSURER'S TRANSACTIONS WITH ANY AFFILIATES

1	2	3	4	5	6	7	8	9	10	11	12	13
NAIC Company Code	ID Number	Names of Insurers and Parent, Subsidiaries or Affiliates	Shareholder Dividends	Capital Contributions	Purchases, Sales or Exchanges of Loans, Securities, Real Estate, Mortgage Loans or Other Investments	Income/ (Disbursements) Incurred in Connection with Guarantees or Undertakings for the Benefit of any Affiliate(s)	Management Agreements and Service Contracts	Income/ (Disbursements) Incurred under Reinsurance Agreements	*	Any Other Material Activity Not in the Ordinary Course of the Insurer's Business	Totals	Reinsurance Recoverable/ (Payable) on Losses and/or Reserve Credit Taken/ (Liability)
95051	75-2046497	Safeguard Health Plans, Inc (TX)	0	0	0	0	(485,687)	0		0	(485,687)	0
0	AA-2280000	MetLife Chile Seguros de Vida S.A	0	0	0	0	(4,362,995)	(1,651,718)		0	(6,014,713)	2,695,222
0		MetLife Services and Solutions, LLC	0	0	0	0	57,935,201	0		0	57,935,201	0
0		MetLife Solutions Pte. LTD	0	0	0	0	(28,824)	0		0	(28,824)	0
0	36-3665871	Cova Life Management Company	0	0	0	0	62,910	0		0	62,910	0
0	98-1099650	MetLife Global Benefits, Ltd	0	0	0	0	(1,626,527)	(894,171)		0	(2,520,698)	1,456,354
0	22-3805708	Newbury Insurance Company, Limited	(20,000,000)	0	0	0	(1,139,885)	0		0	(21,139,885)	0
60992	13-3690700	First MetLife Investors Insurance Company	0	0	239,010,312	0	(18,142,773)	933,317,641		13,028,518	1,167,213,698	332,350,750
0	13-3175978	MetLife Securities, Inc	0	0	0	0	(74,109,669)	0		0	(74,109,669)	0
0	13-3179826	Enterprise General Insurance Agency, Inc	0	0	0	0	(7,346,700)	0		0	(7,346,700)	0
12232	20-1452630	MetLife Reinsurance Company of South Carolina	0	5,000,000	(451,554,533)	0	21,708,849	20,608,087		331,869	(403,905,728)	(3,679,214,675)
13626	20-5819518	MetLife Reinsurance Company of Charleston	0	0	0	0	2,543,567	(17,063,938)		0	(14,520,371)	(12,661,645,360)
0	26-6122204	MetLife Capital Trust IV	0	0	(214,900)	0	0	0		51,625,000	51,410,100	0
0	26-6288172	MetLife Capital Trust X	0	0	0	0	0	0		64,462,500	64,462,500	0
0		MetLife Home Loans LLC	0	0	0	0	(3,285,190)	0		0	(3,285,190)	0
0	55-0790010	MetLife Group, Inc	0	0	0	0	2,358,419,365	0		0	2,358,419,365	0
0		MetLife Exchange Trust I	0	0	214,285,000	0	0	0		0	214,285,000	0
0		MetLife Investment Management, LLC	0	0	0	0	(35,329,256)	0		0	(35,329,256)	0
0	43-1906210	MetLife Investors Distribution Company	0	0	0	0	488,694,699	0		0	488,694,699	0
0	04-3240897	MetLife Advisers, LLC	0	0	0	0	(5,182,332)	0		(375,756,086)	(380,938,418)	0
13092	26-1511401	MetLife Reinsurance Company of Vermont	0	50,000,000	(129,169,612)	0	221,228,285	410,740,631		0	552,799,304	(13,896,045,597)
62634	51-0104167	Delaware American Life Insurance Company	(6,000,000)	0	0	0	(20,925,967)	(6,185,134)		0	(33,111,101)	(16,949,820)
0	27-1206753	MetLife Consumer Services, Inc	0	4,000,000	0	0	684,970	0		0	4,684,970	0
60690	98-0000065	American Life Insurance Company	476,001,334	(328,486,710)	0	0	(248,121,968)	89,349,815		(18,169,000)	(29,426,529)	(78,970,897)
0		American Life Insurance Company (Japan)	0	0	0	0	(68,205,079)	0		0	(68,205,079)	0
0		Communications One Kabushiki Kaisha (Japan)	0	0	0	0	6,755,599	0		0	6,755,599	0
0		MetLife, Life Insurance Company (Egypt)	0	0	0	0	(1,529,694)	(1,899,375)		0	(3,429,069)	3,327,404
0	AA-1580066	MetLife Insurance K.K. (Japan)	(450,403,834)	0	(4,859,504,376)	0	0	(5,671,213)		0	(5,315,579,423)	1,084,814
0		MetLife pojist' ovna a.s. (Czech Republic)	0	0	0	0	0	104,903		0	104,903	0
0		MetLife Solutions S.A.S. (France)	0	0	0	0	2,424,410	0		0	2,424,410	0
0		MetLife Mutual Fund Management Company (Greece)	0	0	0	0	(1,042,981)	0		0	(1,042,981)	0
0		MetLife Services Cypress LTD. (Cyprus) Limited	0	0	0	0	(30,295)	467,646		0	437,351	0
0		MetLife Services, Sociedad Limitada (Spain)	0	0	0	0	(13,956)	0		0	(13,956)	0
0		MetLife Towarzystwo Ubezpiecze? na ?ycie i Reasekuracji S.A. (Poland)	0	0	0	0	(11,303,162)	0		0	(11,303,162)	0
0		MetLife Services Sp. z o.o. (Poland)	0	0	0	0	7,017,808	0		0	7,017,808	0
0		MetLife Towarzystwo Funduszy Inwestycyjnych S.A. (Poland)	0	0	0	0	(859,383)	0		0	(859,383)	0
0		MetLife Powszechne Towarzystwo Emerytalne (Poland)	0	0	0	0	(523,666)	0		0	(523,666)	0
0		MetLife Societate de Administrare a unui Fond de Pensii Administrat Priv	0	0	0	0	(88,107)	0		0	(88,107)	0
0		Metropolitan Life Training and Consulting S.R.L	0	0	0	0	367,454	0		0	367,454	0
0	AA-9680001	Metropolitan Life Asigurari S.A. (Romania)	0	0	0	0	(600,818)	(46,884)		0	(647,702)	0
0		Joint Stock Company MetLife Insurance Company (formerly Closed Join	0	0	0	0	732,081	(2,305,953)		0	(1,573,872)	4,337,237
0		MetLife Slovakia s.r.o. (Slovakia)	0	0	0	0	23,804,451	0		0	23,804,451	0

98.3

86

Metropolitan Group Property and Casualty Insurance Company

SCHEDULE Y

PART 2 - SUMMARY OF INSURER'S TRANSACTIONS WITH ANY AFFILIATES

1	2	3	4	5	6	7	8	9	10	11	12	13
NAIC Company Code	ID Number	Names of Insurers and Parent, Subsidiaries or Affiliates	Shareholder Dividends	Capital Contributions	Purchases, Sales or Exchanges of Loans, Securities, Real Estate, Mortgage Loans or Other Investments	Income/ (Disbursements) Incurred in Connection with Guarantees or Undertakings for the Benefit of any Affiliate(s)	Management Agreements and Service Contracts	Income/ (Disbursements) Incurred under Reinsurance Agreements	*	Any Other Material Activity Not in the Ordinary Course of the Insurer's Business	Totals	Reinsurance Recoverable/ (Payable) on Losses and/or Reserve Credit Taken/ (Liability)
0		PJSC MetLife (Ukraine).....	0	0	0	0	51,209	(917)		0	50,292	0
0		ALICO Hellas Single Member Limited Liability Company (Greece).....	0	0	0	0	26,554	0		0	26,554	0
0		MetLife Asset Management Corp. (Japan).....	0	0	0	0	26,126,049	0		0	26,126,049	0
0		MetLife Mas, S.A. de C.V. (Mexico).....	0	0	0	0	61,262	(451,475)		0	(390,213)	0
0		MetLife Columbia Seguros de Vida S.A. (Columbia).....	0	0	0	0	(2,614,582)	827,920		0	(1,786,662)	6,806,189
0		ALICO Properties, Inc. (USA-Delaware).....	0	9,918,728	0	0	0	0		0	9,918,728	0
0	02-0649738	Iris Properties, Inc. (USA-Delaware).....	0	1,963,701	0	0	0	0		0	1,963,701	0
0	AA-2980001	MetLife Seguros S.A. (Uruguay).....	0	0	0	0	(536,216)	(39,342)		0	(575,558)	284,024
0		Global Properties, Inc. Japan Branch.....	0	0	0	0	8,423,781	0		0	8,423,781	0
0		MetLife Global Holding Company I GmbH (Swiss).....	(25,597,500)	44,021,722	(5,500,000)	0	0	0		0	12,924,222	0
0		MetLife Insurance Limited (UK).....	0	0	0	0	2,385,044	(9,092,403)		0	(6,707,359)	0
0		MetLife Europe Services Limited (Ireland).....	0	0	0	0	71,955,019	0		0	71,955,019	0
0		MetLife Europe Insurance Limited - UK Branch (MEIL).....	0	0	0	0	(6,152,601)	(5,135,070)		0	(11,287,671)	326,710
0	AA-1780108	MetLife Europe d.a.c. (UK branch) (MEL).....	0	0	249,136,629	0	(144,078,966)	2,426,217		(249,382)	107,234,498	26,503,934
34031		MetLife Pensions Trustees Limited.....	0	0	0	0	0	0		249,382	249,382	0
0		MetLife Life Insurance Company S.A. (Greece).....	0	0	0	0	5,015,171	(818,841)		0	4,196,330	5,670,813
0		MetLife Services EEIG (European Economic Int Group).....	0	0	0	0	47,393,464	0		0	47,393,464	0
0		Met Money Market Pool.....	0	0	0	0	(30,420)	0		0	(30,420)	0
0		DCA640 Investment Pool.....	0	0	0	0	(29,250)	0		0	(29,250)	0
0	AA-1860015	MetLife Emeklilik ve Hayat A.S. (Turkey).....	0	0	0	0	293,630	(2,990,018)		0	(2,696,388)	1,793,435
0	80-0946518	MetLife Core Property Fund, LP.....	0	38,500,000	0	0	0	0		0	38,500,000	0
0		AFP ProVida S.A. (Chile).....	0	0	0	0	1,336,205	0		0	1,336,205	0
0		AFP Genesis Administradora de Fondos y Fidecomisos S.A. (Ecuador).....	0	0	0	0	(1,350,000)	0		0	(1,350,000)	0
0		MetLife Reinsurance Company of Bermuda Ltd.....	0	0	4,207,951,967	0	(1,394,722)	0		0	4,206,557,245	0
0		MetLife Innovation Centre Pte. Ltd.....	0	0	0	0	(185)	0		0	(185)	0
0		UBB-MetLife Zhivotozastrahovatelno Drujestvo A.D. (formerly UBB-ALIC).....	0	0	0	0	0	(2,687)		0	(2,687)	400
0		MetLife FM Hotel Member, LLC.....	0	9,828,000	0	0	0	0		0	9,828,000	0
0		ML-AI MetLife Member 2, LLC.....	0	2,289,224	0	0	0	0		0	2,289,224	0
0		Sandpiper Cove Associates II, LLC.....	0	191,367	0	0	0	0		0	191,367	0
0		ML Milliani Member, LLC.....	0	(64,382,097)	0	0	0	0		0	(64,382,097)	0
0		Park Tower JV Member, LLC.....	0	76,841,109	0	0	0	0		0	76,841,109	0
0		MetLife SP Holdings, LLC.....	0	(150,000,000)	0	0	0	0		0	(150,000,000)	0
0		Buford Logistics Center, LLC.....	0	(1,916,616)	0	0	0	0		0	(1,916,616)	0
0		ML North Brand Member, LLC.....	0	(1,988,196)	0	0	0	0		0	(1,988,196)	0
0		MetLife Treat Towers Member, LLC (11000).....	0	(2,319,986)	0	0	0	0		0	(2,319,986)	0
0		MCPP Owners, LLC.....	0	(17,179,610)	0	0	0	0		0	(17,179,610)	0
0		Daniel / Metlife Midtown Atlanta Master, LLC (14000).....	0	(1,432,848)	0	0	0	0		0	(1,432,848)	0
0		Sino-US United Metlife Insurance Company.....	0	(66,158,601)	0	0	0	(1,117,787)		0	(67,276,388)	1,644,427
0		ML-AI MetLife Member 3, LLC.....	0	19,064,052	0	0	0	0		0	19,064,052	0
0		MetLife HCMJV 1 LP, LLC.....	0	118,941,994	0	0	0	0		0	118,941,994	0
0		MetLife Ontario Street Member, LLC.....	0	7,560,791	0	0	0	0		0	7,560,791	0
0		1925 WJC, LLC.....	0	37,132,471	0	0	0	0		0	37,132,471	0

98.4

SCHEDULE Y

PART 2 - SUMMARY OF INSURER'S TRANSACTIONS WITH ANY AFFILIATES

1	2	3	4	5	6	7	8	9	10	11	12	13
NAIC Company Code	ID Number	Names of Insurers and Parent, Subsidiaries or Affiliates	Shareholder Dividends	Capital Contributions	Purchases, Sales or Exchanges of Loans, Securities, Real Estate, Mortgage Loans or Other Investments	Income/ (Disbursements) Incurred in Connection with Guarantees or Undertakings for the Benefit of any Affiliate(s)	Management Agreements and Service Contracts	Income/ (Disbursements) Incurred under Reinsurance Agreements	*	Any Other Material Activity Not in the Ordinary Course of the Insurer's Business	Totals	Reinsurance Recoverable/ (Payable) on Losses and/or Reserve Credit Taken/ (Liability)
9999999	Control Totals.....		0	0	0	0	0	0	XXX	0	0	146,226,736

Annual Statement for the year 2016 of the **Metropolitan Group Property and Casualty Insurance Company**
SUPPLEMENTAL EXHIBITS AND SCHEDULES INTERROGATORIES

The following supplemental reports are required to be filed as part of your statement filing unless specifically waived by the domiciliary state. However, in the event that your domiciliary state waives the filing requirement, your response of WAIVED to the specific interrogatory will be accepted in lieu of filing a "NONE" report and a bar code will be printed below. If the supplement is required of your company but is not being filed for whatever reason enter SEE EXPLANATION and provide an explanation following the interrogatory questions.

MARCH FILING

	Responses
1. Will an actuarial opinion be filed by March 1?	YES
2. Will the Supplemental Compensation Exhibit be filed with the state of domicile by March 1?	YES
3. Will the confidential Risk-Based Capital Report be filed with the NAIC by March 1?	YES
4. Will the confidential Risk-Based Capital Report be filed with the state of domicile, if required, by March 1?	YES

APRIL FILING

5. Will the Insurance Expense Exhibit be filed with the state of domicile and the NAIC by April 1?	YES
6. Will the Management's Discussion and Analysis be filed by April 1?	YES
7. Will the Supplemental Investment Risks Interrogatories be filed by April 1?	YES

MAY FILING

8. Will this company be included in a combined annual statement that is filed with the NAIC by May 1?	YES
---	-----

JUNE FILING

9. Will an audited financial report be filed by June 1?	YES
10. Will Accountants Letter of Qualifications be filed with the state of domicile and electronically with the NAIC by June 1?	YES

AUGUST FILING

11. Will the regulator-only (non-public) Communication of Internal Control Related Matters Noted in Audit be filed with the state of domicile and electronically with the NAIC (as a regulator-only non-public document) by August 1?	YES
---	-----

The following supplemental reports are required to be filed as part of your statement filing. However, in the event that your company does not transact the type of business for which the special report must be filed, your response of NO to the specific interrogatory will be accepted in lieu of filing a "NONE" report and a bar code will be printed below. If the supplement is required of your company but is not being filed for whatever reason, enter SEE EXPLANATION and provide an explanation following the interrogatory questions.

MARCH FILING

12. Will Schedule SIS (Stockholder Information Supplement) be filed with the state of domicile by March 1?	NO
13. Will the Financial Guaranty Insurance Exhibit be filed by March 1?	NO
14. Will the Medicare Supplement Insurance Experience Exhibit be filed with the state of domicile and the NAIC by March 1?	NO
15. Will Supplement A to Schedule T (Medical Professional Liability Supplement) be filed by March 1?	NO
16. Will the Trusteed Surplus Statement be filed with the state of domicile and the NAIC by March 1?	NO
17. Will the Premiums Attributed to Protected Cells Exhibit be filed by March 1?	NO
18. Will the Reinsurance Summary Supplemental Filing for General Interrogatory 9 be filed with the state of domicile and the NAIC by March 1?	NO
19. Will the Medicare Part D Coverage Supplement be filed with the state of domicile and the NAIC by March 1?	NO
20. Will the confidential Actuarial Opinion Summary be filed with the state of domicile, if required, by March 15 (or the date otherwise specified)?	YES
21. Will the Reinsurance Attestation Supplement be filed with the state of domicile and the NAIC by March 1?	YES
22. Will the Exceptions to the Reinsurance Attestation Supplement be filed with the state of domicile by March 1?	NO
23. Will the Bail Bond Supplement be filed with the state of domicile and the NAIC by March 1?	NO
24. Will the Director and Officer Insurance Coverage Supplement be filed with the state of domicile and the NAIC by March 1?	NO
25. Will an approval from the reporting entity's state of domicile for relief related to the five-year rotation requirement for lead audit partners be filed electronically with the NAIC by March 1?	NO
26. Will an approval from the reporting entity's state of domicile for relief related to the one-year cooling off period for independent CPA be filed electronically with the NAIC by March 1?	NO
27. Will an approval from the reporting entity's state of domicile for relief related to the Requirements for Audit Committees be filed electronically with the NAIC by March 1?	NO
28. Will the Supplemental Schedule for Reinsurance Counterparty Reporting Exception - Asbestos and Pollution Contracts be filed with the state of domicile and the NAIC by March 1?	NO

APRIL FILING

29. Will the Credit Insurance Experience Exhibit be filed with state of domicile and the NAIC by April 1?	NO
30. Will the Long-Term Care Experience Reporting Forms be filed with the state of domicile and the NAIC by April 1?	NO
31. Will the Accident and Health Policy Experience Exhibit be filed by April 1?	NO
32. Will the Supplemental Health Care Exhibit (Parts 1, 2 and 3) be filed with the state of domicile and the NAIC by April 1?	NO
33. Will the regulator-only (non-public) Supplemental Health Care Exhibit's Expense Allocation Report be filed with the state of domicile and the NAIC by April 1?	NO
34. Will the Cybersecurity and Identity Theft Insurance Coverage Supplement be filed with the state of domicile and the NAIC by April 1?	YES

AUGUST FILING

35. Will Management's Report of Internal Control Over Financial Reporting be filed with the state of domicile by August 1?	YES
--	-----

Annual Statement for the year 2016 of the **Metropolitan Group Property and Casualty Insurance Company**
SUPPLEMENTAL EXHIBITS AND SCHEDULES INTERROGATORIES

The following supplemental reports are required to be filed as part of your statement filing unless specifically waived by the domiciliary state. However, in the event that your domiciliary state waives the filing requirement, your response of WAIVED to the specific interrogatory will be accepted in lieu of filing a "NONE" report and a bar code will be printed below. If the supplement is required of your company but is not being filed for whatever reason enter SEE EXPLANATION and provide an explanation following the interrogatory questions.

EXPLANATIONS:



BAR CODE:

- 1.
- 2.
- 3.
- 4.
- 5.
- 6.
- 7.
- 8.
- 9.
- 10.
- 11.

- 12. The data for this supplement is not required to be filed.
- 13. The data for this supplement is not required to be filed.
- 14. The data for this supplement is not required to be filed.
- 15. The data for this supplement is not required to be filed.
- 16. The data for this supplement is not required to be filed.
- 17. The data for this supplement is not required to be filed.
- 18. The data for this supplement is not required to be filed.
- 19. The data for this supplement is not required to be filed.

- 20.
- 21.
- 22. The data for this supplement is not required to be filed.
- 23. The data for this supplement is not required to be filed.
- 24. The data for this supplement is not required to be filed.
- 25. The data for this supplement is not required to be filed.
- 26. The data for this supplement is not required to be filed.
- 27. The data for this supplement is not required to be filed.
- 28. The data for this supplement is not required to be filed.
- 29. The data for this supplement is not required to be filed.
- 30. The data for this supplement is not required to be filed.
- 31. The data for this supplement is not required to be filed.
- 32. The data for this supplement is not required to be filed.
- 33. The data for this supplement is not required to be filed.

- 34.
- 35.



**Overflow Page
NONE**

**Overflow Page
NONE**

2016 ALPHABETICAL INDEX -- PROPERTY & CASUALTY ANNUAL STATEMENT BLANK

Assets	2	Schedule P-Part 2G-Special Liability (Ocean Marine, Aircraft (All Perils), Boiler & Machinery)	58
Cash Flow	5	Schedule P-Part 2H-Section 1-Other Liability-Occurrence	58
Exhibit of Capital Gains (Losses)	12	Schedule P-Part 2H-Section 2-Other Liability-Claims-Made	58
Exhibit of Net Investment Income	12	Schedule P-Part 2I-Spec. Prop. (Fire, Allied Lines, Inland Marine, Earthquake, Burglary, Theft)	59
Exhibit of Nonadmitted Assets	13	Schedule P-Part 2J-Auto Physical Damage	59
Exhibit of Premiums and Losses (State Page)	19	Schedule P-Part 2K-Fidelity, Surety	59
Five-Year Historical Data	17	Schedule P-Part 2L-Other (Including Credit, Accident and Health)	59
General Interrogatories	15	Schedule P-Part 2M-International	59
Jurat Page	1	Schedule P-Part 2N-Reinsurance - Nonproportional Assumed Property	60
Liabilities, Surplus and Other Funds	3	Schedule P-Part 2O-Reinsurance - Nonproportional Assumed Liability	60
Notes To Financial Statements	14	Schedule P-Part 2P-Reinsurance - Nonproportional Assumed Financial Lines	60
Overflow Page For Write-ins	100	Schedule P-Part 2R-Section 1-Products Liability-Occurrence	61
Schedule A-Part 1	E01	Schedule P-Part 2R-Section 2-Products Liability-Claims-Made	61
Schedule A-Part 2	E02	Schedule P-Part 2S-Financial Guaranty/Mortgage Guaranty	61
Schedule A-Part 3	E03	Schedule P-Part 2T-Warranty	61
Schedule A-Verification Between Years	SI02	Schedule P-Part 3A-Homeowners/Farmowners	62
Schedule B-Part 1	E04	Schedule P-Part 3B-Private Passenger Auto Liability/Medical	62
Schedule B-Part 2	E05	Schedule P-Part 3C-Commercial Auto/Truck Liability/Medical	62
Schedule B-Part 3	E06	Schedule P-Part 3D-Workers' Compensation (Excluding Excess Workers Compensation)	62
Schedule B-Verification Between Years	SI02	Schedule P-Part 3E-Commercial Multiple Peril	62
Schedule BA-Part 1	E07	Schedule P-Part 3F-Section 1-Medical Professional Liability-Occurrence	63
Schedule BA-Part 2	E08	Schedule P-Part 3F-Section 2-Medical Professional Liability-Claims-Made	63
Schedule BA-Part 3	E09	Schedule P-Part 3G-Special Liability (Ocean Marine, Aircraft (All Perils), Boiler & Machinery)	63
Schedule BA-Verification Between Years	SI03	Schedule P-Part 3H-Section 1-Other Liability-Occurrence	63
Schedule D-Part 1	E10	Schedule P-Part 3H-Section 2-Other Liability-Claims-Made	63
Schedule D-Part 1A-Section 1	SI05	Schedule P-Part 3I-Spec. Prop. (Fire, Allied Lines, Inland Marine, Earthquake, Burglary, Theft)	64
Schedule D-Part 1A-Section 2	SI08	Schedule P-Part 3J-Auto Physical Damage	64
Schedule D-Part 2-Section 1	E11	Schedule P-Part 3K-Fidelity/Surety	64
Schedule D-Part 2-Section 2	E12	Schedule P-Part 3L-Other (Including Credit, Accident and Health)	64
Schedule D-Part 3	E13	Schedule P-Part 3M-International	64
Schedule D-Part 4	E14	Schedule P-Part 3N-Reinsurance - Nonproportional Assumed Property	65
Schedule D-Part 5	E15	Schedule P-Part 3O-Reinsurance - Nonproportional Assumed Liability	65
Schedule D-Part 6-Section 1	E16	Schedule P-Part 3P-Reinsurance - Nonproportional Assumed Financial Lines	65
Schedule D-Part 6-Section 2	E16	Schedule P-Part 3R-Section 1-Products Liability-Occurrence	66
Schedule D-Summary By Country	SI04	Schedule P-Part 3R-Section 2-Products Liability-Claims-Made	66
Schedule D-Verification Between Years	SI03	Schedule P-Part 3S-Financial Guaranty/Mortgage Guaranty	66
Schedule DA-Part 1	E17	Schedule P-Part 3T-Warranty	66
Schedule DA-Verification Between Years	SI10	Schedule P-Part 4A-Homeowners/Farmowners	67
Schedule DB-Part A-Section 1	E18	Schedule P-Part 4B-Private Passenger Auto Liability/Medical	67
Schedule DB-Part A-Section 2	E19	Schedule P-Part 4C-Commercial Auto/Truck Liability/Medical	67
Schedule DB-Part A-Verification Between Years	SI11	Schedule P-Part 4D-Workers' Compensation (Excluding Excess Workers Compensation)	67
Schedule DB-Part B-Section 1	E20	Schedule P-Part 4E-Commercial Multiple Peril	67
Schedule DB-Part B-Section 2	E21	Schedule P-Part 4F-Section 1-Medical Professional Liability-Occurrence	68
Schedule DB-Part B-Verification Between Years	SI11	Schedule P-Part 4F-Section 2-Medical Professional Liability-Claims-Made	68
Schedule DB-Part C-Section 1	SI12	Schedule P-Part 4G-Special Liability (Ocean Marine, Aircraft (All Perils), Boiler & Machinery)	68
Schedule DB-Part C-Section 2	SI13	Schedule P-Part 4H-Section 1-Other Liability-Occurrence	68
Schedule DB-Part D-Section 1	E22	Schedule P-Part 4H-Section 2-Other Liability-Claims-Made	68
Schedule DB-Part D-Section 2	E23	Schedule P-Part 4I-Spec. Prop. (Fire, Allied Lines, Inland Marine, Earthquake, Burglary & Theft)	69
Schedule DB-Verification	SI14	Schedule P-Part 4J-Auto Physical Damage	69
Schedule DL-Part 1	E24	Schedule P-Part 4K-Fidelity/Surety	69
Schedule DL-Part 2	E25	Schedule P-Part 4L-Other (Including Credit, Accident and Health)	69
Schedule E-Part 1-Cash	E26	Schedule P-Part 4M-International	69
Schedule E-Part 2-Cash Equivalents	E27	Schedule P-Part 4N-Reinsurance - Nonproportional Assumed Property	70
Schedule E-Part 3-Special Deposits	E28	Schedule P-Part 4O-Reinsurance - Nonproportional Assumed Liability	70
Schedule E-Verification Between Years	SI15	Schedule P-Part 4P-Reinsurance - Nonproportional Assumed Financial Lines	70
Schedule F-Part 1	20	Schedule P-Part 4R-Section 1-Products Liability-Occurrence	71
Schedule F-Part 2	21	Schedule P-Part 4R-Section 2-Products Liability-Claims-Made	71
Schedule F-Part 3	22	Schedule P-Part 4S-Financial Guaranty/Mortgage Guaranty	71
Schedule F-Part 4	23	Schedule P-Part 4T-Warranty	71
Schedule F-Part 5	24	Schedule P-Part 5A-Homeowners/Farmowners	72
Schedule F-Part 6-Section 1	25	Schedule P-Part 5B-Private Passenger Auto Liability/Medical	73
Schedule F-Part 6-Section 2	26	Schedule P-Part 5C-Commercial Auto/Truck Liability/Medical	74
Schedule F-Part 7	27	Schedule P-Part 5D-Workers' Compensation (Excluding Excess Workers Compensation)	75
Schedule F-Part 8	28	Schedule P-Part 5E-Commercial Multiple Peril	76
Schedule F-Part 9	29	Schedule P-Part 5F-Medical Professional Liability-Claims-Made	78
Schedule H-Accident and Health Exhibit-Part 1	30	Schedule P-Part 5F-Medical Professional Liability-Occurrence	77
Schedule H-Part 2, Part 3 and Part 4	31	Schedule P-Part 5H-Other Liability-Claims-Made	80
Schedule H-Part 5-Health Claims	32	Schedule P-Part 5H-Other Liability-Occurrence	79
Schedule P-Part 1-Summary	33	Schedule P-Part 5R-Products Liability-Claims-Made	82
Schedule P-Part 1A-Homeowners/Farmowners	35	Schedule P-Part 5R-Products Liability-Occurrence	81
Schedule P-Part 1B-Private Passenger Auto Liability/Medical	36	Schedule P-Part 5T-Warranty	83
Schedule P-Part 1C-Commercial Auto/Truck Liability/Medical	37	Schedule P-Part 6C-Commercial Auto/Truck Liability/Medical	84
Schedule P-Part 1D-Workers' Compensation (Excluding Excess Workers Compensation)	38	Schedule P-Part 6D-Workers' Compensation (Excluding Excess Workers Compensation)	84
Schedule P-Part 1E-Commercial Multiple Peril	39	Schedule P-Part 6E-Commercial Multiple Peril	85
Schedule P-Part 1F-Section 1-Medical Professional Liability-Occurrence	40	Schedule P-Part 6H-Other Liability-Claims-Made	86
Schedule P-Part 1F-Section 2-Medical Professional Liability-Claims-Made	41	Schedule P-Part 6H-Other Liability-Occurrence	85
Schedule P-Part 1G-Special Liability (Ocean, Marine, Aircraft (All Perils), Boiler & Machinery)	42	Schedule P-Part 6M-International	86
Schedule P-Part 1H-Section 1-Other Liability-Occurrence	43	Schedule P-Part 6N-Reinsurance - Nonproportional Assumed Property	87
Schedule P-Part 1H-Section 2-Other Liability-Claims-Made	44	Schedule P-Part 6O-Reinsurance - Nonproportional Assumed Liability	87
Schedule P-Part 1I-Spec. Prop. (Fire, Allied Lines, Inland Marine, Earthquake, Burglary & Theft)	45	Schedule P-Part 6R-Products Liability-Claims-Made	88
Schedule P-Part 1J-Auto Physical Damage	46	Schedule P-Part 6R-Products Liability-Occurrence	88
Schedule P-Part 1K-Fidelity/Surety	47	Schedule P-Part 7A-Primary Loss Sensitive Contracts	89
Schedule P-Part 1L-Other (Including Credit, Accident and Health)	48	Schedule P-Part 7B-Reinsurance Loss Sensitive Contracts	91
Schedule P-Part 1M-International	49	Schedule P Interrogatories	93
Schedule P-Part 1N-Reinsurance - Nonproportional Assumed Property	50	Schedule T-Exhibit of Premiums Written	94
Schedule P-Part 1O-Reinsurance - Nonproportional Assumed Liability	51	Schedule T-Part 2-Interstate Compact	95
Schedule P-Part 1P-Reinsurance - Nonproportional Assumed Financial Lines	52	Schedule Y-Information Concerning Activities of Insurer Members of a Holding Company Group	96
Schedule P-Part 1R-Section 1-Products Liability-Occurrence	53	Schedule Y-Detail of Insurance Holding Company System	97
Schedule P-Part 1R-Section 2-Products Liability-Claims-Made	54	Schedule Y-Part 2-Summary of Insurer's Transactions With Any Affiliates	98
Schedule P-Part 1S-Financial Guaranty/Mortgage Guaranty	55	Statement of Income	4
Schedule P-Part 1T-Warranty	56	Summary Investment Schedule	SI01
Schedule P-Part 2, Part 3 and Part 4 - Summary	34	Supplemental Exhibits and Schedules Interrogatories	99
Schedule P-Part 2A-Homeowners/Farmowners	57	Underwriting and Investment Exhibit Part 1	6
Schedule P-Part 2B-Private Passenger Auto Liability/Medical	57	Underwriting and Investment Exhibit Part 1A	7
Schedule P-Part 2C-Commercial Auto/Truck Liability/Medical	57	Underwriting and Investment Exhibit Part 1B	8
Schedule P-Part 2D-Workers' Compensation (Excluding Excess Workers Compensation)	57	Underwriting and Investment Exhibit Part 2	9
Schedule P-Part 2E-Commercial Multiple Peril	57	Underwriting and Investment Exhibit Part 2A	10
Schedule P-Part 2F-Section 1-Medical Professional Liability-Occurrence	58	Underwriting and Investment Exhibit Part 3	11
Schedule P-Part 2F-Section 2-Medical Professional Liability-Claims-Made	58		