



QUARTERLY STATEMENT

AS OF JUNE 30, 2016
OF THE CONDITION AND AFFAIRS OF THE

PROVIDENCE PLANTATIONS INSURANCE COMPANY

NAIC Group Code 00382 , 00382 NAIC Company Code 33430 Employer's ID Number 05-0428479
(Current Period) (Prior Period)

Organized under the Laws of Rhode Island , State of Domicile or Port of Entry Rhode Island
Country of Domicile United States

Incorporated/Organized 06/25/1986 Commenced Business 04/01/1988

Statutory Home Office 340 East Avenue , Warwick, RI, US 02886-1802
(Street and Number) (City or Town, State, Country and Zip Code)

Main Administrative Office 340 East Avenue Warwick, RI, US 02886-1802 401-827-1800
(Street and Number) (City or Town, State, Country and Zip Code) (Area Code) (Telephone Number)

Mail Address P.O. Box 6066 , Providence, RI, US 02940-6066
(Street and Number or P.O. Box) (City or Town, State, Country and Zip Code)

Primary Location of Books and Records 340 East Avenue Warwick, RI, US 02886-1802 401-827-1800-125
(Street and Number) (City or Town, State, Country and Zip Code) (Area Code) (Telephone Number)

Internet Web Site Address www.providencemutual.com

Statutory Statement Contact Richard Albert Sinnigen 401-827-1800-125
(Name) (Area Code) (Telephone Number) (Extension)
rsinnigen@providencemutual.com 401-822-1872
(E-Mail Address) (Fax Number)

OFFICERS

Name	Title	Name	Title
<u>Sandra Glaser Parrillo</u>	<u>President</u>	<u>Earl Francis Cottam Jr.</u>	<u>Treasurer</u>
<u>Richard Albert Sinnigen</u>	<u>Secretary</u>		

OTHER OFFICERS

DIRECTORS OR TRUSTEES

<u>Leslie Adams Gardner</u>	<u>Robert White Parsons</u>	<u>Mary Louise Fazzano</u>	<u>John Scott Lombardo</u>
<u>Sandra Glaser Parrillo</u>	<u>Alan Henry Litwin</u>	<u>David Martin Gilden</u>	<u>B. Michael Rauh Jr.</u>
<u>Edwin Joseph Santos</u>			

State of Rhode Island

County of Kent ss

The officers of this reporting entity being duly sworn, each depose and say that they are the described officers of said reporting entity, and that on the reporting period stated above, all of the herein described assets were the absolute property of the said reporting entity, free and clear from any liens or claims thereon, except as herein stated, and that this statement, together with related exhibits, schedules and explanations therein contained, annexed or referred to, is a full and true statement of all the assets and liabilities and of the condition and affairs of the said reporting entity as of the reporting period stated above, and of its income and deductions therefrom for the period ended, and have been completed in accordance with the NAIC Annual Statement Instructions and Accounting Practices and Procedures manual except to the extent that: (1) state law may differ; or, (2) that state rules or regulations require differences in reporting not related to accounting practices and procedures, according to the best of their information, knowledge and belief, respectively. Furthermore, the scope of this attestation by the described officers also includes the related corresponding electronic filing with the NAIC, when required, that is an exact copy (except for formatting differences due to electronic filing) of the enclosed statement. The electronic filing may be requested by various regulators in lieu of or in addition to the enclosed statement.

Sandra Glaser Parrillo
President

Earl Francis Cottam Jr.
Treasurer

Richard Albert Sinnigen
Secretary

a. Is this an original filing? Yes [X] No []

b. If no:

1. State the amendment number _____

2. Date filed _____

3. Number of pages attached _____

Subscribed and sworn to before me this
12th day of August, 2016

Caroline M. Curtis, Notary Public
November 1, 2016

STATEMENT AS OF JUNE 30, 2016 OF THE PROVIDENCE PLANTATIONS INSURANCE COMPANY

ASSETS

	Current Statement Date			4 December 31 Prior Year Net Admitted Assets
	1 Assets	2 Nonadmitted Assets	3 Net Admitted Assets (Cols. 1 - 2)	
1. Bonds			0	0
2. Stocks:				
2.1 Preferred stocks			0	0
2.2 Common stocks			0	0
3. Mortgage loans on real estate:				
3.1 First liens			0	0
3.2 Other than first liens			0	0
4. Real estate:				
4.1 Properties occupied by the company (less \$ encumbrances)			0	0
4.2 Properties held for the production of income (less \$ encumbrances)			0	0
4.3 Properties held for sale (less \$ encumbrances)			0	0
5. Cash (\$ 1,185,855), cash equivalents (\$ 0) and short-term investments (\$ 0)	1,185,855		1,185,855	1,174,052
6. Contract loans (including \$ premium notes)			0	0
7. Derivatives	0		0	0
8. Other invested assets	0		0	0
9. Receivables for securities			0	0
10. Securities lending reinvested collateral assets			0	0
11. Aggregate write-ins for invested assets	0	0	0	0
12. Subtotals, cash and invested assets (Lines 1 to 11)	1,185,855	0	1,185,855	1,174,052
13. Title plants less \$ charged off (for Title insurers only)			0	0
14. Investment income due and accrued			0	0
15. Premiums and considerations:				
15.1 Uncollected premiums and agents' balances in the course of collection			0	0
15.2 Deferred premiums, agents' balances and installments booked but deferred and not yet due (including \$ earned but unbilled premiums)			0	0
15.3 Accrued retrospective premiums (\$) and contracts subject to redetermination (\$)			0	0
16. Reinsurance:				
16.1 Amounts recoverable from reinsurers			0	0
16.2 Funds held by or deposited with reinsured companies			0	0
16.3 Other amounts receivable under reinsurance contracts			0	0
17. Amounts receivable relating to uninsured plans			0	0
18.1 Current federal and foreign income tax recoverable and interest thereon			0	0
18.2 Net deferred tax asset			0	0
19. Guaranty funds receivable or on deposit			0	0
20. Electronic data processing equipment and software			0	0
21. Furniture and equipment, including health care delivery assets (\$)			0	0
22. Net adjustment in assets and liabilities due to foreign exchange rates			0	0
23. Receivables from parent, subsidiaries and affiliates			0	40,241
24. Health care (\$) and other amounts receivable			0	0
25. Aggregate write-ins for other-than-invested assets	0	0	0	0
26. Total assets excluding Separate Accounts, Segregated Accounts and Protected Cell Accounts (Lines 12 to 25)	1,185,855	0	1,185,855	1,214,293
27. From Separate Accounts, Segregated Accounts and Protected Cell Accounts			0	0
28. Total (Lines 26 and 27)	1,185,855	0	1,185,855	1,214,293
DETAILS OF WRITE-INS				
1101.			0	0
1102.			0	0
1103.			0	0
1198. Summary of remaining write-ins for Line 11 from overflow page	0	0	0	0
1199. Totals (Lines 1101 through 1103 plus 1198) (Line 11 above)	0	0	0	0
2501.			0	0
2502.			0	0
2503.			0	0
2598. Summary of remaining write-ins for Line 25 from overflow page	0	0	0	0
2599. Totals (Lines 2501 through 2503 plus 2598) (Line 25 above)	0	0	0	0

LIABILITIES, SURPLUS AND OTHER FUNDS

	1 Current Statement Date	2 December 31, Prior Year
1. Losses (current accident year \$)		.0
2. Reinsurance payable on paid losses and loss adjustment expenses		.0
3. Loss adjustment expenses		.0
4. Commissions payable, contingent commissions and other similar charges		.0
5. Other expenses (excluding taxes, licenses and fees)		.0
6. Taxes, licenses and fees (excluding federal and foreign income taxes)		.0
7.1 Current federal and foreign income taxes (including \$ on realized capital gains (losses))		.0
7.2 Net deferred tax liability		.0
8. Borrowed money \$ and interest thereon \$0
9. Unearned premiums (after deducting unearned premiums for ceded reinsurance of \$ and including warranty reserves of \$ and accrued accident and health experience rating refunds including \$ for medical loss ratio rebate per the Public Health Service Act)		.0
10. Advance premium		.0
11. Dividends declared and unpaid:		
11.1 Stockholders		.0
11.2 Policyholders		.0
12. Ceded reinsurance premiums payable (net of ceding commissions)		.0
13. Funds held by company under reinsurance treaties		.0
14. Amounts withheld or retained by company for account of others		.0
15. Remittances and items not allocated		.0
16. Provision for reinsurance (including \$ certified)		.0
17. Net adjustments in assets and liabilities due to foreign exchange rates		.0
18. Drafts outstanding		.0
19. Payable to parent, subsidiaries and affiliates		.0
20. Derivatives	.0	.0
21. Payable for securities		.0
22. Payable for securities lending		.0
23. Liability for amounts held under uninsured plans		.0
24. Capital notes \$ and interest thereon \$0
25. Aggregate write-ins for liabilities	.0	.0
26. Total liabilities excluding protected cell liabilities (Lines 1 through 25)	.0	.0
27. Protected cell liabilities		.0
28. Total liabilities (Lines 26 and 27)	.0	.0
29. Aggregate write-ins for special surplus funds	.0	.0
30. Common capital stock	200,000	200,000
31. Preferred capital stock		.0
32. Aggregate write-ins for other than special surplus funds	.0	.0
33. Surplus notes		.0
34. Gross paid in and contributed surplus	800,000	800,000
35. Unassigned funds (surplus)	185,855	214,293
36. Less treasury stock, at cost:		
36.1 shares common (value included in Line 30 \$)		.0
36.2 shares preferred (value included in Line 31 \$)		.0
37. Surplus as regards policyholders (Lines 29 to 35, less 36)	1,185,855	1,214,293
38. Totals (Page 2, Line 28, Col. 3)	1,185,855	1,214,293
DETAILS OF WRITE-INS		
2501.		
2502.		
2503.		
2598. Summary of remaining write-ins for Line 25 from overflow page	.0	.0
2599. Totals (Lines 2501 through 2503 plus 2598) (Line 25 above)	.0	.0
2901.		
2902.		
2903.		
2998. Summary of remaining write-ins for Line 29 from overflow page	.0	.0
2999. Totals (Lines 2901 through 2903 plus 2998) (Line 29 above)	.0	.0
3201.		
3202.		
3203.		
3298. Summary of remaining write-ins for Line 32 from overflow page	.0	.0
3299. Totals (Lines 3201 through 3203 plus 3298) (Line 32 above)	.0	.0

STATEMENT OF INCOME

	1 Current Year to Date	2 Prior Year to Date	3 Prior Year Ended December 31
UNDERWRITING INCOME			
1. Premiums earned:			
1.1 Direct (written \$0)	0	0	0
1.2 Assumed (written \$)	0	0	0
1.3 Ceded (written \$)	0	0	0
1.4 Net (written \$0)	0	0	0
DEDUCTIONS:			
2. Losses incurred (current accident year \$):			
2.1 Direct	0	0	0
2.2 Assumed	0	0	0
2.3 Ceded	0	0	0
2.4 Net	0	0	0
3. Loss adjustment expenses incurred	0	0	0
4. Other underwriting expenses incurred	28,438	23,398	23,518
5. Aggregate write-ins for underwriting deductions	0	0	0
6. Total underwriting deductions (Lines 2 through 5)	28,438	23,398	23,518
7. Net income of protected cells	0	0	0
8. Net underwriting gain (loss) (Line 1 minus Line 6 + Line 7)	(28,438)	(23,398)	(23,518)
INVESTMENT INCOME			
9. Net investment income earned	0	0	0
10. Net realized capital gains (losses) less capital gains tax of \$	0	0	0
11. Net investment gain (loss) (Lines 9 + 10)	0	0	0
OTHER INCOME			
12. Net gain or (loss) from agents' or premium balances charged off (amount recovered \$ amount charged off \$)	0	0	0
13. Finance and service charges not included in premiums	0	0	0
14. Aggregate write-ins for miscellaneous income	0	0	0
15. Total other income (Lines 12 through 14)	0	0	0
16. Net income before dividends to policyholders, after capital gains tax and before all other federal and foreign income taxes (Lines 8 + 11 + 15)	(28,438)	(23,398)	(23,518)
17. Dividends to policyholders	0	0	0
18. Net income, after dividends to policyholders, after capital gains tax and before all other federal and foreign income taxes (Line 16 minus Line 17)	(28,438)	(23,398)	(23,518)
19. Federal and foreign income taxes incurred	0	0	(7,996)
20. Net income (Line 18 minus Line 19)(to Line 22)	(28,438)	(23,398)	(15,522)
CAPITAL AND SURPLUS ACCOUNT			
21. Surplus as regards policyholders, December 31 prior year	1,214,293	1,229,815	1,229,815
22. Net income (from Line 20)	(28,438)	(23,398)	(15,522)
23. Net transfers (to) from Protected Cell accounts	0	0	0
24. Change in net unrealized capital gains or (losses) less capital gains tax of \$	0	0	0
25. Change in net unrealized foreign exchange capital gain (loss)	0	0	0
26. Change in net deferred income tax	0	0	0
27. Change in nonadmitted assets	0	0	0
28. Change in provision for reinsurance	0	0	0
29. Change in surplus notes	0	0	0
30. Surplus (contributed to) withdrawn from protected cells	0	0	0
31. Cumulative effect of changes in accounting principles	0	0	0
32. Capital changes:			
32.1 Paid in	0	0	0
32.2 Transferred from surplus (Stock Dividend)	0	0	0
32.3 Transferred to surplus	0	0	0
33. Surplus adjustments:			
33.1 Paid in	0	0	0
33.2 Transferred to capital (Stock Dividend)	0	0	0
33.3 Transferred from capital	0	0	0
34. Net remittances from or (to) Home Office	0	0	0
35. Dividends to stockholders	0	0	0
36. Change in treasury stock	0	0	0
37. Aggregate write-ins for gains and losses in surplus	0	0	0
38. Change in surplus as regards policyholders (Lines 22 through 37)	(28,438)	(23,398)	(15,522)
39. Surplus as regards policyholders, as of statement date (Lines 21 plus 38)	1,185,855	1,206,417	1,214,293
DETAILS OF WRITE-INS			
0501.			
0502.			
0503.			
0598. Summary of remaining write-ins for Line 5 from overflow page	0	0	0
0599. TOTALS (Lines 0501 through 0503 plus 0598) (Line 5 above)	0	0	0
1401.			
1402.			
1403.			
1498. Summary of remaining write-ins for Line 14 from overflow page	0	0	0
1499. TOTALS (Lines 1401 through 1403 plus 1498) (Line 14 above)	0	0	0
3701.			
3702.			
3703.			
3798. Summary of remaining write-ins for Line 37 from overflow page	0	0	0
3799. TOTALS (Lines 3701 through 3703 plus 3798) (Line 37 above)	0	0	0

CASH FLOW

	1 Current Year To Date	2 Prior Year To Date	3 Prior Year Ended December 31
Cash from Operations			
1. Premiums collected net of reinsurance.....	0	0	0
2. Net investment income	0	0	0
3. Miscellaneous income	0	0	0
4. Total (Lines 1 to 3)	0	0	0
5. Benefit and loss related payments	0	0	0
6. Net transfers to Separate Accounts, Segregated Accounts and Protected Cell Accounts.....	0	0	0
7. Commissions, expenses paid and aggregate write-ins for deductions	28,438	23,398	23,518
8. Dividends paid to policyholders	0	0	0
9. Federal and foreign income taxes paid (recovered) net of \$ tax on capital gains (losses).....	0	0	(40,241)
10. Total (Lines 5 through 9)	28,438	23,398	(16,723)
11. Net cash from operations (Line 4 minus Line 10)	(28,438)	(23,398)	16,723
Cash from Investments			
12. Proceeds from investments sold, matured or repaid:			
12.1 Bonds	0	0	0
12.2 Stocks	0	0	0
12.3 Mortgage loans	0	0	0
12.4 Real estate	0	0	0
12.5 Other invested assets	0	0	0
12.6 Net gains or (losses) on cash, cash equivalents and short-term investments	0	0	0
12.7 Miscellaneous proceeds	0	0	0
12.8 Total investment proceeds (Lines 12.1 to 12.7)	0	0	0
13. Cost of investments acquired (long-term only):			
13.1 Bonds	0	0	0
13.2 Stocks	0	0	0
13.3 Mortgage loans	0	0	0
13.4 Real estate	0	0	0
13.5 Other invested assets	0	0	0
13.6 Miscellaneous applications	0	0	0
13.7 Total investments acquired (Lines 13.1 to 13.6)	0	0	0
14. Net increase (or decrease) in contract loans and premium notes	0	0	0
15. Net cash from investments (Line 12.8 minus Line 13.7 and Line 14)	0	0	0
Cash from Financing and Miscellaneous Sources			
16. Cash provided (applied):			
16.1 Surplus notes, capital notes	0	0	0
16.2 Capital and paid in surplus, less treasury stock.....	0	0	0
16.3 Borrowed funds	0	0	0
16.4 Net deposits on deposit-type contracts and other insurance liabilities	0	0	0
16.5 Dividends to stockholders	0	0	0
16.6 Other cash provided (applied).....	40,241	0	(40,241)
17. Net cash from financing and miscellaneous sources (Line 16.1 through Line 16.4 minus Line 16.5 plus Line 16.6).....	40,241	0	(40,241)
RECONCILIATION OF CASH, CASH EQUIVALENTS AND SHORT-TERM INVESTMENTS			
18. Net change in cash, cash equivalents and short-term investments (Line 11, plus Lines 15 and 17)	11,803	(23,398)	(23,518)
19. Cash, cash equivalents and short-term investments:			
19.1 Beginning of year.....	1,174,052	1,197,570	1,197,570
19.2 End of period (Line 18 plus Line 19.1)	1,185,855	1,174,172	1,174,052

NOTES TO FINANCIAL STATEMENTS

1. Summary of Significant Accounting Policies and Going Concern
 - A) Accounting Practices
The accompanying financial statements of the Company are presented on the basis of accounting practices prescribed or permitted by the State of Rhode Island Department of Business Regulation Insurance Division. The National Association of Insurance Commissioners' (NAIC) Accounting Practices and Procedures Manual (NAIC SAP) has been adopted as prescribed or permitted practices by the State of Rhode Island Department of Business Regulation Insurance Division.
 - B) Use of Estimates in Preparation of the Financial Statements
The preparation of financial statements in conformity with Statutory Accounting Principles requires management to make estimates and assumptions that affect the reported amounts of assets and liabilities. It also requires disclosure of contingent assets and liabilities at the date of the financial statements and the reported amounts of revenue and expenses during the period. Actual results could differ from those estimates.
 - C) Accounting Policies
Short-term investments are stated at amortized cost.
 - D) Going Concern
Not applicable.
2. Accounting Changes and Corrections of Errors
There have been no accounting changes or corrections of errors during the statement periods.
3. Business Combinations and Goodwill
Not applicable.
4. Discontinued Operations
Not applicable.
5. Investments
 - A) Mortgage Loans
Not applicable.
 - B) Debt Restructuring
Not applicable.
 - C) Reverse Mortgages
Not applicable.
 - D) Loan-Backed Securities
Not applicable.
 - E) Repurchase Agreements
Not applicable.
 - F) Real Estate
Not applicable.
 - G) Low-Income Housing Tax Credits
Not applicable.
 - H) Restricted Assets
Not applicable.
 - I) Working Capital Finance Investments
Not applicable.
 - J) Offsetting and Netting of Assets and Liabilities
Not applicable.
 - K) Structured Notes
Not applicable.
6. Joint Ventures, Partnerships and Limited Liability Companies
Not applicable.
7. Investment Income
Due and accrued income was included in investment income during the statement periods.
8. Derivative Instruments
Not applicable.
9. Income Taxes
 - A) The Company has not recorded a deferred tax asset / liability at June 30, 2016.
 - B) Unrecognized DTL's

NOTES TO FINANCIAL STATEMENTS

Not applicable.

C) The income tax benefit at June 30, 2016 and 2015 was \$0 and \$0 respectively.

D) Reconciliation of Federal Income Tax Rate to Actual Effective Rate

Among the more significant book to tax adjustments were the following:

	<u>2016</u>	<u>2015</u>
Income tax (benefit) expense computed at federal statutory rate	\$ 0	0
Other, net	<u>0</u>	<u>0</u>
Current year (benefit) expense incurred	<u><u>0</u></u>	<u><u>0</u></u>

E) Operating Loss and Tax Credit Carryforwards
Not applicable.

F) Consolidated Federal Income Tax Return

1. The Company's federal income tax return is consolidated with The Providence Mutual Fire Insurance Company.
2. Income taxes are allocated based on a ratio of each member's taxable income or loss to the consolidated taxable income. Intercompany tax balances are settled annually.

10. Information Concerning Parent, Subsidiaries and Affiliates

A) Nature of Relationships

The Company is 100% owned by The Providence Mutual Fire Insurance Company.

B-N) Not applicable.

11. Debt

Not applicable.

12. Retirement Plans, Deferred Compensation and Other Postretirement Benefit Plans

A-D) Defined Benefit Plan

Not applicable.

E) Defined Contribution Plan

Not applicable.

F) Multiemployer Plans

Not applicable.

G) Consolidated / Holding Company Plans

Not applicable.

H&I) Not applicable.

13. Capital and Surplus, Dividend Restrictions and Quasi-Reorganizations

1) Capital Stock

The Company has 100,000 shares of \$100 par value authorized and 2,000 shares issued & outstanding.

2) Preferred Stock

Not applicable.

3-5) Dividend Restrictions / Ordinary Dividends to Stockholders

The Company's dividends are subject to the regulation of the State of Rhode Island. The current regulation allows annual dividends without prior approval that is limited to the lesser of net income, exclusive of realized capital gains, for the latest twelve month period ending December 31, next proceeding, or 10% of policyholder's surplus as of the 31st day of December first preceding. No dividends were paid in 2016 or 2015.

6) Restrictions on Unassigned Surplus

No restrictions have been placed upon the unassigned surplus funds and there are no outstanding unpaid advances to surplus as of the reporting periods.

7-9) Not applicable.

10) Changes in Unassigned Funds

Not applicable.

11-13) Not applicable.

14. Contingencies

A) Contingent Commitments

Not applicable.

NOTES TO FINANCIAL STATEMENTS

- B) Assessments
Not applicable.
 - C) Gain Contingencies
Not applicable.
 - D) Claims Relating to Extra Contractual Obligations & Bad Faith Losses
Not applicable.
 - E) Product Warranties
Not applicable.
 - F) Joint and Several Liability
Not applicable.
 - G) All Other Contingencies
Not applicable.
15. Leases
The Company does not have any material lease obligations at this time.
16. Information about Financial Instruments With Off-Balance Sheet Risk and Financial Instruments With Concentrations of Credit Risk
Not applicable.
17. Sale, Transfer and Servicing of Financial Assets and Extinguishments of Liabilities
Not applicable.
18. Gain or Loss to the Insurer from Uninsured A&H Plans and the Uninsured Portion of Partially Insured Plans
Not applicable.
19. Direct Premium Written / Produced by Managing General Agents / Third Party Administrators
Not applicable.
20. Fair Value Measurement
Not applicable.
21. Other Items
- A) Unusual or Infrequent Items
Not applicable.
 - B) Troubled Debt Restructuring: Debtors
Not applicable.
 - C) Other Disclosures
Not applicable.
 - D) Business Interruption Insurance Recoveries
Not applicable.
 - E) State Transferable and Non-Transferable Tax Credits
Not applicable.
 - F) Subprime Mortgage Related Risk Exposure
Not applicable.
22. Events Subsequent
Not applicable.
23. Reinsurance
- A) Unsecured Reinsurance Recoverables
Not applicable.
 - B) Reinsurance Recoverable in Dispute
Not applicable.
 - C) Reinsurance Assumed and Ceded
Not applicable.
 - D) Uncollectible Reinsurance
Not applicable.
 - E) Commutation of Ceded Reinsurance
Not applicable.

NOTES TO FINANCIAL STATEMENTS

- F) Retroactive Reinsurance
Not applicable.
- G) Reinsurance Accounted for as a Deposit
Not applicable.
- H) Disclosure of the Transfer of Property and Casualty Run-off Agreements
Not applicable.
- I) Certified Reinsurer Rating Downgrade or Status Subject to Revocation
Not applicable.
- J) Reinsurance Agreements Qualifying for Reinsurer Aggregation
Not applicable.
- 24. Retrospectively Rated Contracts & Contracts Subject to Redetermination
Not applicable.
- 25. Change in Incurred Losses and Loss Adjustment Expenses
Not applicable.
- 26. Intercompany Pooling Arrangements
Not applicable.
- 27. Structured Settlements
Not applicable.
- 28. Health Care Receivables
Not applicable.
- 29. Participating Policies
Not applicable.
- 30. Premium Deficiency Reserves
Not applicable.
- 31. High Deductibles
Not applicable.
- 32. Discounting of Liabilities for Unpaid Losses or Unpaid Loss Adjustment Expenses
Not applicable.
- 33. Asbestos/Environmental Reserves
Not applicable.
- 34. Subscriber Savings Accounts
Not applicable.
- 35. Multiple Peril Crop Insurance
Not applicable.
- 36. Financial Guaranty Insurance
Not applicable.

GENERAL INTERROGATORIES

PART 1 - COMMON INTERROGATORIES GENERAL

- 1.1 Did the reporting entity experience any material transactions requiring the filing of Disclosure of Material Transactions with the State of Domicile, as required by the Model Act? Yes [] No [X]
- 1.2 If yes, has the report been filed with the domiciliary state? Yes [] No []
- 2.1 Has any change been made during the year of this statement in the charter, by-laws, articles of incorporation, or deed of settlement of the reporting entity? Yes [] No [X]
- 2.2 If yes, date of change:
- 3.1 Is the reporting entity a member of an Insurance Holding Company System consisting of two or more affiliated persons, one or more of which is an insurer? Yes [X] No []
If yes, complete Schedule Y, Parts 1 and 1A.
- 3.2 Have there been any substantial changes in the organizational chart since the prior quarter end? Yes [] No [X]
- 3.3 If the response to 3.2 is yes, provide a brief description of those changes.
.....
- 4.1 Has the reporting entity been a party to a merger or consolidation during the period covered by this statement? Yes [] No [X]
- 4.2 If yes, provide the name of entity, NAIC Company Code, and state of domicile (use two letter state abbreviation) for any entity that has ceased to exist as a result of the merger or consolidation.

1 Name of Entity	2 NAIC Company Code	3 State of Domicile

5. If the reporting entity is subject to a management agreement, including third-party administrator(s), managing general agent(s), attorney-in-fact, or similar agreement, have there been any significant changes regarding the terms of the agreement or principals involved? Yes [] No [] NA [X]
If yes, attach an explanation.
- 6.1 State as of what date the latest financial examination of the reporting entity was made or is being made.12/31/2015
- 6.2 State the as of date that the latest financial examination report became available from either the state of domicile or the reporting entity. This date should be the date of the examined balance sheet and not the date the report was completed or released.12/31/2010
- 6.3 State as of what date the latest financial examination report became available to other states or the public from either the state of domicile or the reporting entity. This is the release date or completion date of the examination report and not the date of the examination (balance sheet date).05/12/2012
- 6.4 By what department or departments?
Rhode Island.....
- 6.5 Have all financial statement adjustments within the latest financial examination report been accounted for in a subsequent financial statement filed with Departments? Yes [] No [] NA [X]
- 6.6 Have all of the recommendations within the latest financial examination report been complied with? Yes [X] No [] NA []
- 7.1 Has this reporting entity had any Certificates of Authority, licenses or registrations (including corporate registration, if applicable) suspended or revoked by any governmental entity during the reporting period? Yes [] No [X]
- 7.2 If yes, give full information:
.....
- 8.1 Is the company a subsidiary of a bank holding company regulated by the Federal Reserve Board?..... Yes [] No [X]
- 8.2 If response to 8.1 is yes, please identify the name of the bank holding company.
.....
- 8.3 Is the company affiliated with one or more banks, thrifts or securities firms?..... Yes [] No [X]
- 8.4 If response to 8.3 is yes, please provide below the names and location (city and state of the main office) of any affiliates regulated by a federal regulatory services agency [i.e. the Federal Reserve Board (FRB), the Office of the Comptroller of the Currency (OCC), the Federal Deposit Insurance Corporation (FDIC) and the Securities Exchange Commission (SEC)] and identify the affiliate's primary federal regulator.]

1 Affiliate Name	2 Location (City, State)	3 FRB	4 OCC	5 FDIC	6 SEC

GENERAL INTERROGATORIES

- 9.1 Are the senior officers (principal executive officer, principal financial officer, principal accounting officer or controller, or persons performing similar functions) of the reporting entity subject to a code of ethics, which includes the following standards? Yes No
- (a) Honest and ethical conduct, including the ethical handling of actual or apparent conflicts of interest between personal and professional relationships;
- (b) Full, fair, accurate, timely and understandable disclosure in the periodic reports required to be filed by the reporting entity;
- (c) Compliance with applicable governmental laws, rules and regulations;
- (d) The prompt internal reporting of violations to an appropriate person or persons identified in the code; and
- (e) Accountability for adherence to the code.

9.11 If the response to 9.1 is No, please explain:

- 9.2 Has the code of ethics for senior managers been amended? Yes No

9.21 If the response to 9.2 is Yes, provide information related to amendment(s).

- 9.3 Have any provisions of the code of ethics been waived for any of the specified officers? Yes No

9.31 If the response to 9.3 is Yes, provide the nature of any waiver(s).

FINANCIAL

- 10.1 Does the reporting entity report any amounts due from parent, subsidiaries or affiliates on Page 2 of this statement? Yes No

10.2 If yes, indicate any amounts receivable from parent included in the Page 2 amount: \$

INVESTMENT

- 11.1 Were any of the stocks, bonds, or other assets of the reporting entity loaned, placed under option agreement, or otherwise made available for use by another person? (Exclude securities under securities lending agreements.) Yes No

11.2 If yes, give full and complete information relating thereto:

12. Amount of real estate and mortgages held in other invested assets in Schedule BA: \$0

13. Amount of real estate and mortgages held in short-term investments: \$0

- 14.1 Does the reporting entity have any investments in parent, subsidiaries and affiliates? Yes No

14.2 If yes, please complete the following:

	1 Prior Year-End Book/Adjusted Carrying Value	2 Current Quarter Book/Adjusted Carrying Value
14.21 Bonds	\$	\$
14.22 Preferred Stock	\$	\$
14.23 Common Stock	\$	\$
14.24 Short-Term Investments	\$	\$
14.25 Mortgage Loans on Real Estate	\$	\$
14.26 All Other	\$	\$
14.27 Total Investment in Parent, Subsidiaries and Affiliates (Subtotal Lines 14.21 to 14.26).....	\$0	\$0
14.28 Total Investment in Parent included in Lines 14.21 to 14.26 above	\$	\$

- 15.1 Has the reporting entity entered into any hedging transactions reported on Schedule DB? Yes No

- 15.2 If yes, has a comprehensive description of the hedging program been made available to the domiciliary state? Yes No

If no, attach a description with this statement.

GENERAL INTERROGATORIES

- 16 For the reporting entity's security lending program, state the amount of the following as of the current statement date:
- 16.1 Total fair value of reinvested collateral assets reported on Schedule DL, Parts 1 and 2 \$
- 16.2 Total book adjusted/carrying value of reinvested collateral assets reported on Schedule DL, Parts 1 and 2 \$
- 16.3 Total payable for securities lending reported on the liability page \$

17. Excluding items in Schedule E – Part 3 – Special Deposits, real estate, mortgage loans and investments held physically in the reporting entity's offices, vaults or safety deposit boxes, were all stocks, bonds and other securities, owned throughout the current year held pursuant to a custodial agreement with a qualified bank or trust company in accordance with Section 1, III – General Examination Considerations, F. Outsourcing of Critical Functions, Custodial or Safekeeping Agreements of the NAIC *Financial Condition Examiners Handbook*? Yes [X] No []

- 17.1 For all agreements that comply with the requirements of the NAIC *Financial Condition Examiners Handbook*, complete the following:

1 Name of Custodian(s)	2 Custodian Address
Citizens Bank.....	One Citizens Plaza, Providence, RI 02903.....

- 17.2 For all agreements that do not comply with the requirements of the NAIC *Financial Condition Examiners Handbook*, provide the name, location and a complete explanation:

1 Name(s)	2 Location(s)	3 Complete Explanation(s)

- 17.3 Have there been any changes, including name changes, in the custodian(s) identified in 17.1 during the current quarter? Yes [] No [X]

- 17.4 If yes, give full and complete information relating thereto:

1 Old Custodian	2 New Custodian	3 Date of Change	4 Reason

- 17.5 Identify all investment advisors, broker/dealers or individuals acting on behalf of broker/dealers that have access to the investment accounts, handle securities and have authority to make investments on behalf of the reporting entity:

1 Central Registration Depository	2 Name(s)	3 Address

- 18.1 Have all the filing requirements of the *Purposes and Procedures Manual of the NAIC Investment Analysis Office* been followed? Yes [X] No []

- 18.2 If no, list exceptions:
-

GENERAL INTERROGATORIES PART 2 - PROPERTY & CASUALTY INTERROGATORIES

1. If the reporting entity is a member of a pooling arrangement, did the agreement or the reporting entity's participation change? Yes [] No [X] NA []
If yes, attach an explanation.
2. Has the reporting entity reinsured any risk with any other reporting entity and agreed to release such entity from liability, in whole or in part, from any loss that may occur on the risk, or portion thereof, reinsured? Yes [] No [X]
If yes, attach an explanation.
- 3.1 Have any of the reporting entity's primary reinsurance contracts been canceled? Yes [] No [X]
- 3.2 If yes, give full and complete information thereto.
.....
- 4.1 Are any of the liabilities for unpaid losses and loss adjustment expenses other than certain workers' compensation tabular reserves (see *Annual Statement Instructions* pertaining to disclosure of discounting for definition of "tabular reserves,") discounted at a rate of interest greater than zero? Yes [] No [X]
- 4.2 If yes, complete the following schedule:

1 Line of Business	2 Maximum Interest	3 Discount Rate	TOTAL DISCOUNT				DISCOUNT TAKEN DURING PERIOD			
			4 Unpaid Losses	5 Unpaid LAE	6 IBNR	7 TOTAL	8 Unpaid Losses	9 Unpaid LAE	10 IBNR	11 TOTAL
TOTAL			0	0	0	0	0	0	0	0

5. Operating Percentages:
- 5.1 A&H loss percent %
- 5.2 A&H cost containment percent %
- 5.3 A&H expense percent excluding cost containment expenses %
- 6.1 Do you act as a custodian for health savings accounts? Yes [] No [X]
- 6.2 If yes, please provide the amount of custodial funds held as of the reporting date \$
- 6.3 Do you act as an administrator for health savings accounts? Yes [] No [X]
- 6.4 If yes, please provide the balance of the funds administered as of the reporting date \$

SCHEDULE F - CEDED REINSURANCE

Showing All New Reinsurers - Current Year to Date

1 NAIC Company Code	2 ID Number	3 Name of Reinsurer	4 Domiciliary Jurisdiction	5 Type of Reinsurer	6 Certified Reinsurer Rating (1 through 6)	7 Effective Date of Certified Reinsurer Rating
<p>NONE</p>						

STATEMENT AS OF JUNE 30, 2016 OF THE PROVIDENCE PLANTATIONS INSURANCE COMPANY

SCHEDULE T - EXHIBIT OF PREMIUMS WRITTEN

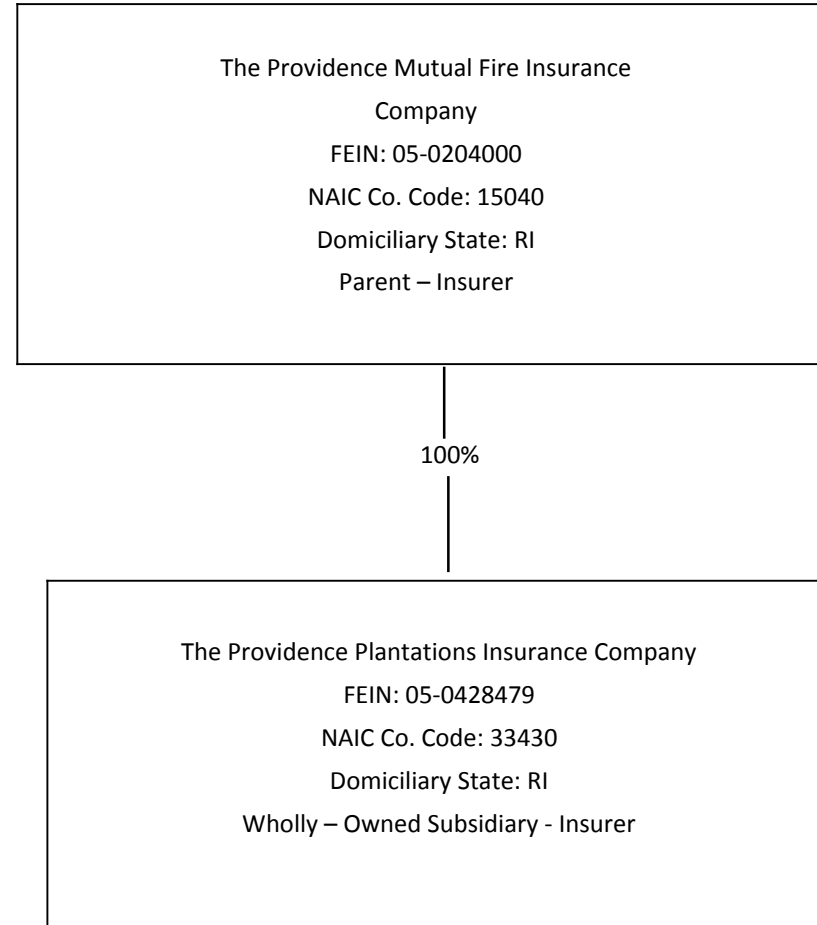
Current Year to Date - Allocated by States and Territories

States, etc.	1 Active Status	Direct Premiums Written		Direct Losses Paid (Deducting Salvage)		Direct Losses Unpaid	
		2 Current Year To Date	3 Prior Year To Date	4 Current Year To Date	5 Prior Year To Date	6 Current Year To Date	7 Prior Year To Date
1. Alabama	AL	N	0	0	0	0	0
2. Alaska	AK	N	0	0	0	0	0
3. Arizona	AZ	N	0	0	0	0	0
4. Arkansas	AR	N	0	0	0	0	0
5. California	CA	N	0	0	0	0	0
6. Colorado	CO	N	0	0	0	0	0
7. Connecticut	CT	N	0	0	0	0	0
8. Delaware	DE	N	0	0	0	0	0
9. Dist. Columbia	DC	N	0	0	0	0	0
10. Florida	FL	N	0	0	0	0	0
11. Georgia	GA	N	0	0	0	0	0
12. Hawaii	HI	N	0	0	0	0	0
13. Idaho	ID	N	0	0	0	0	0
14. Illinois	IL	N	0	0	0	0	0
15. Indiana	IN	N	0	0	0	0	0
16. Iowa	IA	N	0	0	0	0	0
17. Kansas	KS	N	0	0	0	0	0
18. Kentucky	KY	N	0	0	0	0	0
19. Louisiana	LA	N	0	0	0	0	0
20. Maine	ME	N	0	0	0	0	0
21. Maryland	MD	N	0	0	0	0	0
22. Massachusetts	MA	N	0	0	0	0	0
23. Michigan	MI	N	0	0	0	0	0
24. Minnesota	MN	N	0	0	0	0	0
25. Mississippi	MS	N	0	0	0	0	0
26. Missouri	MO	N	0	0	0	0	0
27. Montana	MT	N	0	0	0	0	0
28. Nebraska	NE	N	0	0	0	0	0
29. Nevada	NV	N	0	0	0	0	0
30. New Hampshire	NH	N	0	0	0	0	0
31. New Jersey	NJ	N	0	0	0	0	0
32. New Mexico	NM	N	0	0	0	0	0
33. New York	NY	N	0	0	0	0	0
34. No. Carolina	NC	N	0	0	0	0	0
35. No. Dakota	ND	N	0	0	0	0	0
36. Ohio	OH	N	0	0	0	0	0
37. Oklahoma	OK	N	0	0	0	0	0
38. Oregon	OR	N	0	0	0	0	0
39. Pennsylvania	PA	N	0	0	0	0	0
40. Rhode Island	RI	L	0	0	0	0	0
41. So. Carolina	SC	N	0	0	0	0	0
42. So. Dakota	SD	N	0	0	0	0	0
43. Tennessee	TN	N	0	0	0	0	0
44. Texas	TX	N	0	0	0	0	0
45. Utah	UT	N	0	0	0	0	0
46. Vermont	VT	N	0	0	0	0	0
47. Virginia	VA	N	0	0	0	0	0
48. Washington	WA	N	0	0	0	0	0
49. West Virginia	WV	N	0	0	0	0	0
50. Wisconsin	WI	N	0	0	0	0	0
51. Wyoming	WY	N	0	0	0	0	0
52. American Samoa	AS	N	0	0	0	0	0
53. Guam	GU	N	0	0	0	0	0
54. Puerto Rico	PR	N	0	0	0	0	0
55. U.S. Virgin Islands	VI	N	0	0	0	0	0
56. Northern Mariana Islands	MP	N	0	0	0	0	0
57. Canada	CAN	N	0	0	0	0	0
58. Aggregate Other Alien	OT	XXX	0	0	0	0	0
59. Totals	(a) 1	0	0	0	0	0	0
DETAILS OF WRITE-INS							
58001.	XXX						
58002.	XXX						
58003.	XXX						
58998. Summary of remaining write-ins for Line 58 from overflow page.	XXX	0	0	0	0	0	0
58999. TOTALS (Lines 58001 through 58003 plus 58998) (Line 58 above)	XXX	0	0	0	0	0	0

(L) Licensed or Chartered - Licensed Insurance Carrier or Domiciled RRG; (R) Registered - Non-domiciled RRGs; (Q) Qualified - Qualified or Accredited Reinsurer; (E) Eligible - Reporting Entities eligible or approved to write Surplus Lines in the state; (N) None of the above - Not allowed to write business in the state.

(a) Insert the number of L responses except for Canada and Other Alien.

SCHEDULE Y - INFORMATION CONCERNING ACTIVITIES OF INSURER MEMBERS OF A HOLDING COMPANY GROUP
PART 1 - ORGANIZATIONAL CHART



STATEMENT AS OF JUNE 30, 2016 OF THE PROVIDENCE PLANTATIONS INSURANCE COMPANY

**SCHEDULE Y
PART 1A – DETAIL OF INSURANCE HOLDING COMPANY SYSTEM**

1	2	3	4	5	6	7	8	9	10	11	12	13	14	15
Group Code	Group Name	NAIC Company Code	ID Number	Federal RSSD	CIK	Name of Securities Exchange if Publicly Traded (U.S. or International)	Name of Parent Subsidiaries or Affiliates	Domiciliary Location	Relationship to Reporting Entity	Directly Controlled by (Name of Entity/Person)	Type of Control (Ownership, Board, Management, Attorney-in-Fact, Influence, Other)	If Control is Ownership Provide Percentage	Ultimate Controlling Entity(ies)/ Person(s)	*
00382.....	The Providence Group.....	15040.....	05-0204000.....				The Providence Mutual Fire Insurance Company.....	RI.....	UDP.....	The Providence Mutual Fire Insurance Company.....	Board.....	0.0	The Providence Mutual Fire Insurance Company.....	1
00382.....	The Providence Group.....	33430.....	05-0428479.....				The Providence Plantations Insurance Company.....	RI.....	DS.....	The Providence Mutual Fire Insurance Company.....	Ownership.....	100.0	The Providence Mutual Fire Insurance Company.....	1

12

Asterisk	Explanation
1	The Providence Mutual Fire Insurance Company owns 100% of The Providence Plantations Insurance Company.....

PART 1 - LOSS EXPERIENCE

Line of Business	Current Year to Date			4 Prior Year to Date Direct Loss Percentage
	1 Direct Premiums Earned	2 Direct Losses Incurred	3 Direct Loss Percentage	
1. Fire			0.0	0.0
2. Allied lines			0.0	0.0
3. Farmowners multiple peril			0.0	0.0
4. Homeowners multiple peril			0.0	0.0
5. Commercial multiple peril			0.0	0.0
6. Mortgage guaranty			0.0	0.0
8. Ocean marine			0.0	0.0
9. Inland marine			0.0	0.0
10. Financial guaranty			0.0	0.0
11.1 Medical professional liability -occurrence			0.0	0.0
11.2 Medical professional liability -claims made			0.0	0.0
12. Earthquake			0.0	0.0
13. Group accident and health			0.0	0.0
14. Credit accident and health			0.0	0.0
15. Other accident and health			0.0	0.0
16. Workers' compensation			0.0	0.0
17.1 Other liability occurrence			0.0	0.0
17.2 Other liability-claims made			0.0	0.0
17.3 Excess Workers' Compensation			0.0	0.0
18.1 Products liability-occurrence			0.0	0.0
18.2 Products liability-claims made			0.0	0.0
19.1,19.2 Private passenger auto liability			0.0	0.0
19.3,19.4 Commercial auto liability			0.0	0.0
21. Auto physical damage			0.0	0.0
22. Aircraft (all perils)			0.0	0.0
23. Fidelity			0.0	0.0
24. Surety			0.0	0.0
26. Burglary and theft			0.0	0.0
27. Boiler and machinery			0.0	0.0
28. Credit			0.0	0.0
29. International			0.0	0.0
30. Warranty			0.0	0.0
31. Reinsurance - Nonproportional Assumed Property	XXX	XXX	XXX	XXX
32. Reinsurance - Nonproportional Assumed Liability	XXX	XXX	XXX	XXX
33. Reinsurance - Nonproportional Assumed Financial Lines	XXX	XXX	XXX	XXX
34. Aggregate write-ins for other lines of business	0	0	0.0	0.0
35. TOTALS	0	0	0.0	0.0
DETAILS OF WRITE-INS				
3401.				
3402.				
3403.				
3498. Sum. of remaining write-ins for Line 34 from overflow page	0	0	0.0	0.0
3499. Totals (Lines 3401 through 3403 plus 3498) (Line 34)	0	0	0.0	0.0

NONE

PART 2 - DIRECT PREMIUMS WRITTEN

Line of Business	1	2	3
	Current Quarter	Current Year to Date	Prior Year Year to Date
1. Fire	0		0
2. Allied lines	0		0
3. Farmowners multiple peril	0		0
4. Homeowners multiple peril	0		0
5. Commercial multiple peril	0		0
6. Mortgage guaranty	0		0
8. Ocean marine	0		0
9. Inland marine	0		0
10. Financial guaranty	0		0
11.1 Medical professional liability-occurrence	0		0
11.2 Medical professional liability-claims made	0		0
12. Earthquake	0		0
13. Group accident and health	0		0
14. Credit accident and health	0		0
15. Other accident and health	0		0
16. Workers' compensation	0		0
17.1 Other liability occurrence	0		0
17.2 Other liability-claims made	0		0
17.3 Excess Workers' Compensation	0		0
18.1 Products liability-occurrence	0		0
18.2 Products liability-claims made	0		0
19.1,19.2 Private passenger auto liability	0		0
19.3,19.4 Commercial auto liability	0		0
21. Auto physical damage	0		0
22. Aircraft (all perils)	0		0
23. Fidelity	0		0
24. Surety	0		0
26. Burglary and theft	0		0
27. Boiler and machinery	0		0
28. Credit	0		0
29. International	0		0
30. Warranty	0		0
31. Reinsurance - Nonproportional Assumed Property	XXX	XXX	XXX
32. Reinsurance - Nonproportional Assumed Liability	XXX	XXX	XXX
33. Reinsurance - Nonproportional Assumed Financial Lines	XXX	XXX	XXX
34. Aggregate write-ins for other lines of business	0	0	0
35. TOTALS	0	0	0
DETAILS OF WRITE-INS			
3401.			
3402.			
3403.			
3498. Sum. of remaining write-ins for Line 34 from overflow page	0	0	0
3499. Totals (Lines 3401 through 3403 plus 3498) (Line 34)	0	0	0

NONE

STATEMENT AS OF JUNE 30, 2016 OF THE PROVIDENCE PLANTATIONS INSURANCE COMPANY

PART 3 (000 omitted)

LOSS AND LOSS ADJUSTMENT EXPENSE RESERVES SCHEDULE

	1	2	3	4	5	6	7	8	9	10	11	12	13
Years in Which Losses Occurred	Prior Year-End Known Case Loss and LAE Reserves	Prior Year-End IBNR Loss and LAE Reserves	Total Prior Year-End Loss and LAE Reserves (Cols. 1 + 2)	2016 Loss and LAE Payments on Claims Reported as of Prior Year-End	2016 Loss and LAE Payments on Claims Unreported as of Prior Year-End	Total 2016 Loss and LAE Payments (Cols. 4 + 5)	Q.S. Date Known Case Loss and LAE Reserves on Claims Reported and Open as of Prior Year End	Q.S. Date Known Case Loss and LAE Reserves on Claims Reported or Reopened Subsequent to Prior Year End	Q.S. Date IBNR Loss and LAE Reserves	Total Q.S. Loss and LAE Reserves (Cols.7 + 8 + 9)	Prior Year-End Known Case Loss and LAE Reserves Developed (Savings)/ Deficiency (Cols. 4 + 7 minus Col. 1)	Prior Year-End IBNR Loss and LAE Reserves Developed (Savings)/ Deficiency (Cols. 5 + 8 + 9 minus Col. 2)	Prior Year-End Total Loss and LAE Reserve Developed (Savings)/ Deficiency (Cols. 11 + 12)
1. 2013 + Prior0			.0				.0	.0	.0	.0
2. 20140			.0				.0	.0	.0	.0
3. Subtotals 2014 + prior0	.0	.0	.0	.0	.0	.0	.0	.0	.0	.0	.0	.0
4. 20150			.0				.0	.0	.0	.0
5. Subtotals 2015 + prior0	.0	.0	.0	.0	.0	.0	.0	.0	.0	.0	.0	.0
6. 2016	XXX	XXX	XXX	XXX		.0	XXX			.0	XXX	XXX	XXX
7. Totals	0	0	0	0	0	0	0	0	0	0	0	0	0
8. Prior Year-End Surplus As Regards Policy-holders	1,214										Col. 11, Line 7 As % of Col. 1, Line 7	Col. 12, Line 7 As % of Col. 2, Line 7	Col. 13, Line 7 As % of Col. 3, Line 7
											1. 0.0	2. 0.0	3. 0.0
													Col. 13, Line 7 Line 8
													4. 0.0

SUPPLEMENTAL EXHIBITS AND SCHEDULES INTERROGATORIES





The following supplemental reports are required to be filed as part of your statement filing. However, in the event that your company does not transact the type of business for which the special report must be filed, your response of **NO** to the specific interrogatory will be accepted in lieu of filing a "NONE" report and a bar code will be printed below. If the supplement is required of your company but is not being filed for whatever reason enter **SEE EXPLANATION** and provide an explanation following the interrogatory questions.

	<u>Response</u>
1. Will the Trusteed Surplus Statement be filed with the state of domicile and the NAIC with this statement?NO.....
2. Will Supplement A to Schedule T (Medical Professional Liability Supplement) be filed with this statement?NO.....
3. Will the Medicare Part D Coverage Supplement be filed with the state of domicile and the NAIC with this statement?NO.....
4. Will the Director and Officer Insurance Coverage Supplement be filed with the state of domicile and the NAIC with this statement?NO.....

Explanation:

- 1.
- 2.
- 3.
- 4.

Bar Code:

1.	 3 3 4 3 0 2 0 1 6 4 9 0 0 0 0 0 2
2.	 3 3 4 3 0 2 0 1 6 4 5 5 0 0 0 0 2
3.	 3 3 4 3 0 2 0 1 6 3 6 5 0 0 0 0 2
4.	 3 3 4 3 0 2 0 1 6 5 0 5 0 0 0 0 2

OVERFLOW PAGE FOR WRITE-INS

Schedule A - Verification

NONE

Schedule B - Verification

NONE

Schedule BA - Verification

NONE

Schedule D - Verification

NONE

Schedule D - Part 1B

NONE

Schedule DA - Part 1

NONE

Schedule DA - Verification

NONE

Schedule DB - Part A - Verification

NONE

Schedule DB - Part B - Verification

NONE

Schedule DB - Part C - Section 1

NONE

Schedule DB - Part C - Section 2

NONE

Schedule DB - Verification

NONE

Schedule E - Verification

NONE

Schedule A - Part 2

NONE

Schedule A - Part 3

NONE

Schedule B - Part 2

NONE

Schedule B - Part 3

NONE

Schedule BA - Part 2

NONE

Schedule BA - Part 3

NONE

Schedule D - Part 3

NONE

Schedule D - Part 4

NONE

Schedule DB - Part A - Section 1

NONE

Schedule DB - Part B - Section 1

NONE

Schedule DB - Part D - Section 1

NONE

Schedule DB - Part D - Section 2

NONE

Schedule DL - Part 1

NONE

Schedule DL - Part 2

NONE

STATEMENT AS OF JUNE 30, 2016 OF THE PROVIDENCE PLANTATIONS INSURANCE COMPANY

SCHEDULE E - PART 2 - CASH EQUIVALENTS

Show Investments Owned End of Current Quarter

1 Description	2 Code	3 Date Acquired	4 Rate of Interest	5 Maturity Date	6 Book/Adjusted Carrying Value	7 Amount of Interest Due & Accrued	8 Amount Received During Year
NONE							
8699999 Total Cash Equivalents					0	0	0