



# HEALTH QUARTERLY STATEMENT

AS OF MARCH 31, 2016  
OF THE CONDITION AND AFFAIRS OF THE  
**UnitedHealthcare of New England, Inc.**

NAIC Group Code 0707 0707 NAIC Company Code 95149 Employer's ID Number 05-0413469  
(Current) (Prior)

Organized under the Laws of Rhode Island, State of Domicile or Port of Entry Rhode Island

Country of Domicile United States of America

Licensed as business type: Health Maintenance Organization

Is HMO Federally Qualified? Yes [ ] No [ X ]

Incorporated/Organized 11/14/1984 Commenced Business 12/27/1984

Statutory Home Office 475 Kilvert Street, Suite 310, Warwick, RI, US 02886-1392  
(Street and Number) (City or Town, State, Country and Zip Code)

Main Administrative Office 4 Research Drive, 5th Floor  
(Street and Number)  
Shelton, CT, US 06484, 203-447-4500  
(City or Town, State, Country and Zip Code) (Area Code) (Telephone Number)

Mail Address 4 Research Drive, 5th Floor, Shelton, CT, US 06484  
(Street and Number or P.O. Box) (City or Town, State, Country and Zip Code)

Primary Location of Books and Records 4 Research Drive, 5th Floor  
(Street and Number)  
Shelton, CT, US 06484, 203-447-4500  
(City or Town, State, Country and Zip Code) (Area Code) (Telephone Number)

Internet Website Address www.unitedhealthcare.com

Statutory Statement Contact Joseph J. Dewey, 203-447-4444  
(Name) (Area Code) (Telephone Number)  
joseph.j.dewey@uhc.com, \_\_\_\_\_  
(E-mail Address) (FAX Number)

### OFFICERS

President Stephen John Farrell Treasurer Robert Worth Oberrender  
Secretary Christina Regina Palme-Krizak Chief Financial Officer Timothy John Noel

### OTHER

Patrice Evelyn Cooper, Vice President, Medicaid Operations Nyle Brent Cottingham, Vice President Michelle Marie Huntley, Assistant Secretary  
Dennis Patrick O'Brien, Chief Executive Officer

### DIRECTORS OR TRUSTEES

Patrice Evelyn Cooper Stephen John Farrell Dennis Patrick O'Brien

State of Rhode Island State of MINNESOTA State of \_\_\_\_\_  
County of Kent County of HENNEPIN County of \_\_\_\_\_

The officers of this reporting entity being duly sworn, each depose and say that they are the described officers of said reporting entity, and that on the reporting period stated above, all of the herein described assets were the absolute property of the said reporting entity, free and clear from any liens or claims thereon, except as herein stated, and that this statement, together with related exhibits, schedules and explanations therein contained, annexed or referred to, is a full and true statement of all the assets and liabilities and of the condition and affairs of the said reporting entity as of the reporting period stated above, and of its income and deductions therefrom for the period ended, and have been completed in accordance with the NAIC Annual Statement Instructions and Accounting Practices and Procedures manual except to the extent that: (1) state law may differ; or, (2) that state rules or regulations require differences in reporting not related to accounting practices and procedures, according to the best of their information, knowledge and belief, respectively. Furthermore, the scope of this attestation by the described officers also includes the related corresponding electronic filing with the NAIC, when required, that is an exact copy (except for formatting differences due to electronic filing) of the enclosed statement. The electronic filing may be requested by various regulators in lieu of or in addition to the enclosed statement.

Stephen John Farrell  
President

Christina Regina Palme-Krizak  
Secretary

Subscribed and sworn to before me this  
16th day of April 2016

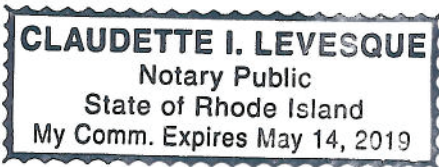
Subscribed and sworn to before me this  
18th day of April 2016

Subscribed and sworn to before me this  
\_\_\_\_\_ day of \_\_\_\_\_



Is this an original filing? Yes [  ] No [ ]

- b. If no,
1. State the amendment number.....
  2. Date filed.....
  3. Number of pages attached.....



STATEMENT AS OF MARCH 31, 2016 OF THE UnitedHealthcare of New England, Inc.

**ASSETS**

	Current Statement Date			4 December 31 Prior Year Net Admitted Assets
	1 Assets	2 Nonadmitted Assets	3 Net Admitted Assets (Cols. 1 - 2)	
1. Bonds .....	199,773,157		199,773,157	203,825,011
2. Stocks:				
2.1 Preferred stocks .....			0	0
2.2 Common stocks .....	116,746,147		116,746,147	110,367,088
3. Mortgage loans on real estate:				
3.1 First liens .....			0	0
3.2 Other than first liens.....			0	0
4. Real estate:				
4.1 Properties occupied by the company (less \$ encumbrances) .....			0	0
4.2 Properties held for the production of income (less \$ ..... encumbrances) .....			0	0
4.3 Properties held for sale (less \$ encumbrances) .....			0	0
5. Cash (\$ .....(578,843) ), cash equivalents (\$ ..... ) and short-term investments (\$ .....6,586,474 ) .....	6,007,631		6,007,631	(34,797)
6. Contract loans (including \$ ..... premium notes) .....			0	0
7. Derivatives .....			0	0
8. Other invested assets .....			0	0
9. Receivables for securities .....	0		0	0
10. Securities lending reinvested collateral assets .....			0	0
11. Aggregate write-ins for invested assets .....	0	0	0	0
12. Subtotals, cash and invested assets (Lines 1 to 11) .....	322,526,935	0	322,526,935	314,157,302
13. Title plants less \$ ..... charged off (for Title insurers only) .....			0	0
14. Investment income due and accrued .....	1,138,492		1,138,492	1,230,553
15. Premiums and considerations:				
15.1 Uncollected premiums and agents' balances in the course of collection .....	5,928,981	2,359,360	3,569,621	2,913,086
15.2 Deferred premiums, agents' balances and installments booked but deferred and not yet due (including \$ ..... earned but unbilled premiums) .....			0	0
15.3 Accrued retrospective premiums (\$ ..... ) and contracts subject to redetermination (\$ .....16,560,753 ) .....	16,560,753	3	16,560,750	10,014,776
16. Reinsurance:				
16.1 Amounts recoverable from reinsurers .....	1,265,310		1,265,310	1,587,284
16.2 Funds held by or deposited with reinsured companies .....			0	0
16.3 Other amounts receivable under reinsurance contracts .....	663,323		663,323	305,312
17. Amounts receivable relating to uninsured plans .....	3,259,704	17,839	3,241,865	5,686,145
18.1 Current federal and foreign income tax recoverable and interest thereon .....	0		0	2,262,275
18.2 Net deferred tax asset .....	4,212,079		4,212,079	4,209,601
19. Guaranty funds receivable or on deposit .....			0	0
20. Electronic data processing equipment and software .....			0	0
21. Furniture and equipment, including health care delivery assets (\$ ..... ) .....			0	0
22. Net adjustment in assets and liabilities due to foreign exchange rates .....			0	0
23. Receivables from parent, subsidiaries and affiliates .....			0	343,207
24. Health care (\$ .....23,100,836 ) and other amounts receivable .....	25,273,350	2,172,514	23,100,836	21,169,778
25. Aggregate write-ins for other than invested assets .....	1,694,098	25,016	1,669,082	0
26. Total assets excluding Separate Accounts, Segregated Accounts and Protected Cell Accounts (Lines 12 to 25) .....	382,523,025	4,574,732	377,948,293	363,879,319
27. From Separate Accounts, Segregated Accounts and Protected Cell Accounts .....			0	0
28. Total (Lines 26 and 27)	382,523,025	4,574,732	377,948,293	363,879,319
<b>DETAILS OF WRITE-INS</b>				
1101. ....				
1102. ....				
1103. ....				
1198. Summary of remaining write-ins for Line 11 from overflow page .....	0	0	0	0
1199. Totals (Lines 1101 through 1103 plus 1198)(Line 11 above)	0	0	0	0
2501. Premium Tax Receivable .....	1,669,082		1,669,082	0
2502. Prepaid Expenses .....	25,016	25,016	0	
2503. ....				
2598. Summary of remaining write-ins for Line 25 from overflow page .....	0	0	0	0
2599. Totals (Lines 2501 through 2503 plus 2598)(Line 25 above)	1,694,098	25,016	1,669,082	0

**LIABILITIES, CAPITAL AND SURPLUS**

	Current Period			Prior Year
	1 Covered	2 Uncovered	3 Total	4 Total
1. Claims unpaid (less \$ 2,015,203 reinsurance ceded)	152,885,893		152,885,893	129,935,656
2. Accrued medical incentive pool and bonus amounts	5,705,790		5,705,790	2,829,847
3. Unpaid claims adjustment expenses	1,008,427		1,008,427	800,248
4. Aggregate health policy reserves, including the liability of \$ 2,122,710 for medical loss ratio rebate per the Public Health Service Act	10,200,060		10,200,060	11,308,488
5. Aggregate life policy reserves			0	0
6. Property/casualty unearned premium reserve			0	0
7. Aggregate health claim reserves	302,046		302,046	285,608
8. Premiums received in advance	39,296,751		39,296,751	40,909,457
9. General expenses due or accrued	15,212,869		15,212,869	4,270,236
10.1 Current federal and foreign income tax payable and interest thereon (including \$ 0 on realized gains (losses))	4,232,477		4,232,477	0
10.2 Net deferred tax liability	0		0	0
11. Ceded reinsurance premiums payable	1,781,360		1,781,360	33,418
12. Amounts withheld or retained for the account of others	174,775		174,775	176,900
13. Remittances and items not allocated	17,041		17,041	26,607
14. Borrowed money (including \$ current) and interest thereon \$ (including current)			0	0
15. Amounts due to parent, subsidiaries and affiliates	3,483,010		3,483,010	0
16. Derivatives			0	0
17. Payable for securities	1,342,456		1,342,456	537,521
18. Payable for securities lending			0	0
19. Funds held under reinsurance treaties (with \$ authorized reinsurers, \$ unauthorized reinsurers and \$ certified reinsurers)			0	0
20. Reinsurance in unauthorized and certified (\$ companies)			0	0
21. Net adjustments in assets and liabilities due to foreign exchange rates			0	0
22. Liability for amounts held under uninsured plans	1,671,229		1,671,229	602,361
23. Aggregate write-ins for other liabilities (including \$ 19,866 current)	19,866	0	19,866	25,010,794
24. Total liabilities (Lines 1 to 23)	237,334,050	0	237,334,050	216,727,141
25. Aggregate write-ins for special surplus funds	XXX	XXX	0	14,047,612
26. Common capital stock	XXX	XXX	5,862,835	5,862,835
27. Preferred capital stock	XXX	XXX		
28. Gross paid in and contributed surplus	XXX	XXX	12,000,000	12,000,000
29. Surplus notes	XXX	XXX		
30. Aggregate write-ins for other than special surplus funds	XXX	XXX	0	0
31. Unassigned funds (surplus)	XXX	XXX	122,751,408	115,241,731
32. Less treasury stock, at cost:				
32.1 shares common (value included in Line 26 \$ )	XXX	XXX		
32.2 shares preferred (value included in Line 27 \$ )	XXX	XXX		
33. Total capital and surplus (Lines 25 to 31 minus Line 32)	XXX	XXX	140,614,243	147,152,178
34. Total liabilities, capital and surplus (Lines 24 and 33)	XXX	XXX	377,948,293	363,879,319
<b>DETAILS OF WRITE-INS</b>				
2301. Unclaimed Property	19,866		19,866	10,794
2302. Dividend Declared			0	25,000,000
2303.				
2398. Summary of remaining write-ins for Line 23 from overflow page	0	0	0	0
2399. Totals (Lines 2301 through 2303 plus 2398)(Line 23 above)	19,866	0	19,866	25,010,794
2501. Section 9010 ACA Subsequent Fee Year Assessment	XXX	XXX	0	14,047,612
2502.	XXX	XXX		
2503.	XXX	XXX		
2598. Summary of remaining write-ins for Line 25 from overflow page	XXX	XXX	0	0
2599. Totals (Lines 2501 through 2503 plus 2598)(Line 25 above)	XXX	XXX	0	14,047,612
3001.	XXX	XXX		
3002.	XXX	XXX		
3003.	XXX	XXX		
3098. Summary of remaining write-ins for Line 30 from overflow page	XXX	XXX	0	0
3099. Totals (Lines 3001 through 3003 plus 3098)(Line 30 above)	XXX	XXX	0	0

**STATEMENT OF REVENUE AND EXPENSES**

	Current Year To Date		Prior Year To Date	Prior Year Ended December 31
	1 Uncovered	2 Total	3 Total	4 Total
1. Member Months	XXX	364,152	327,317	1,337,201
2. Net premium income ( including \$ non-health premium income)	XXX	210,691,891	205,084,729	775,873,818
3. Change in unearned premium reserves and reserve for rate credits	XXX	2,835,869	150,675	(7,366,065)
4. Fee-for-service (net of \$ medical expenses)	XXX			
5. Risk revenue	XXX			
6. Aggregate write-ins for other health care related revenues	XXX	0	0	0
7. Aggregate write-ins for other non-health revenues	XXX	0	0	0
8. Total revenues (Lines 2 to 7)	XXX	213,527,760	205,235,404	768,507,753
<b>Hospital and Medical:</b>				
9. Hospital/medical benefits		154,780,894	147,690,887	547,783,997
10. Other professional services		144,532	460,481	1,281,888
11. Outside referrals				
12. Emergency room and out-of-area				
13. Prescription drugs		28,219,686	23,870,484	98,271,457
14. Aggregate write-ins for other hospital and medical	0	0	0	0
15. Incentive pool, withhold adjustments and bonus amounts		3,461,462	2,571,210	4,589,649
16. Subtotal (Lines 9 to 15)	0	186,606,574	174,593,061	651,926,991
<b>Less:</b>				
17. Net reinsurance recoveries		3,480,530	3,271,113	15,153,673
18. Total hospital and medical (Lines 16 minus 17)	0	183,126,044	171,321,949	636,773,318
19. Non-health claims (net)				
20. Claims adjustment expenses, including \$ 4,540,638 cost containment expenses		8,752,668	6,147,694	33,925,904
21. General administrative expenses		24,263,867	25,124,093	53,702,329
22. Increase in reserves for life and accident and health contracts (including \$ increase in reserves for life only)				0
23. Total underwriting deductions (Lines 18 through 22)	0	216,142,579	202,593,736	724,401,551
24. Net underwriting gain or (loss) (Lines 8 minus 23)	XXX	(2,614,819)	2,641,668	44,106,202
25. Net investment income earned		1,199,743	1,083,013	4,336,627
26. Net realized capital gains (losses) less capital gains tax of \$ 61,735		103,272	(2,929)	856,397
27. Net investment gains (losses) (Lines 25 plus 26)	0	1,303,015	1,080,083	5,193,024
28. Net gain or (loss) from agents' or premium balances charged off [(amount recovered \$ 17,901 ) (amount charged off \$ 102,996 )]		(85,095)	(19,089)	(228,325)
29. Aggregate write-ins for other income or expenses	0	0	0	0
30. Net income or (loss) after capital gains tax and before all other federal income taxes (Lines 24 plus 27 plus 28 plus 29)	XXX	(1,396,899)	3,702,662	49,070,901
31. Federal and foreign income taxes incurred	XXX	4,165,017	5,928,662	21,555,852
32. Net income (loss) (Lines 30 minus 31)	XXX	(5,561,916)	(2,226,000)	27,515,049
<b>DETAILS OF WRITE-INS</b>				
0601.	XXX			
0602.	XXX			
0603.	XXX			
0698. Summary of remaining write-ins for Line 6 from overflow page	XXX	0	0	0
0699. Totals (Lines 0601 through 0603 plus 0698)(Line 6 above)	XXX	0	0	0
0701.	XXX			
0702.	XXX			
0703.	XXX			
0798. Summary of remaining write-ins for Line 7 from overflow page	XXX	0	0	0
0799. Totals (Lines 0701 through 0703 plus 0798)(Line 7 above)	XXX	0	0	0
1401.				
1402.				
1403.				
1498. Summary of remaining write-ins for Line 14 from overflow page	0	0	0	0
1499. Totals (Lines 1401 through 1403 plus 1498)(Line 14 above)	0	0	0	0
2901.				
2902.				
2903.				
2998. Summary of remaining write-ins for Line 29 from overflow page	0	0	0	0
2999. Totals (Lines 2901 through 2903 plus 2998)(Line 29 above)	0	0	0	0

**STATEMENT OF REVENUE AND EXPENSES (Continued)**

	1 Current Year to Date	2 Prior Year to Date	3 Prior Year Ended December 31
<b>CAPITAL AND SURPLUS ACCOUNT</b>			
33. Capital and surplus prior reporting year.....	147,152,178	160,742,586	160,742,586
34. Net income or (loss) from Line 32 .....	(5,561,916)	(2,226,000)	27,515,049
35. Change in valuation basis of aggregate policy and claim reserves .....			
36. Change in net unrealized capital gains (losses) less capital gains tax of \$ .....			
37. Change in net unrealized foreign exchange capital gain or (loss) .....			
38. Change in net deferred income tax .....	2,480	201,911	741,056
39. Change in nonadmitted assets .....	(978,499)	(477,159)	(846,513)
40. Change in unauthorized and certified reinsurance .....	0	0	0
41. Change in treasury stock .....	0	0	0
42. Change in surplus notes .....	0	0	0
43. Cumulative effect of changes in accounting principles.....			
44. Capital Changes:			
44.1 Paid in .....	0	0	0
44.2 Transferred from surplus (Stock Dividend).....	0	0	0
44.3 Transferred to surplus.....			
45. Surplus adjustments:			
45.1 Paid in .....	0	0	0
45.2 Transferred to capital (Stock Dividend) .....			
45.3 Transferred from capital .....			
46. Dividends to stockholders .....			(16,000,000)
47. Aggregate write-ins for gains or (losses) in surplus .....	0	0	(25,000,000)
48. Net change in capital & surplus (Lines 34 to 47) .....	(6,537,935)	(2,501,248)	(13,590,408)
49. Capital and surplus end of reporting period (Line 33 plus 48)	140,614,243	158,241,338	147,152,178
<b>DETAILS OF WRITE-INS</b>			
4701. Dividend Declared .....			(25,000,000)
4702. ....			
4703. ....			
4798. Summary of remaining write-ins for Line 47 from overflow page .....	0	0	0
4799. Totals (Lines 4701 through 4703 plus 4798)(Line 47 above)	0	0	(25,000,000)

**CASH FLOW**

	1 Current Year To Date	2 Prior Year To Date	3 Prior Year Ended December 31
<b>Cash from Operations</b>			
1. Premiums collected net of reinsurance .....	204,222,660	200,308,117	776,387,041
2. Net investment income .....	1,570,895	1,341,934	5,335,179
3. Miscellaneous income .....	0	0	0
4. Total (Lines 1 to 3) .....	205,793,555	201,650,051	781,722,220
5. Benefit and loss related payments .....	158,761,833	159,212,682	616,418,868
6. Net transfers to Separate Accounts, Segregated Accounts and Protected Cell Accounts .....			
7. Commissions, expenses paid and aggregate write-ins for deductions .....	20,467,780	24,251,629	87,150,436
8. Dividends paid to policyholders .....			
9. Federal and foreign income taxes paid (recovered) net of \$ .....0 tax on capital gains (losses) .....	(2,268,002)	5,154,000	28,640,396
10. Total (Lines 5 through 9) .....	176,961,611	188,618,311	732,209,700
11. Net cash from operations (Line 4 minus Line 10) .....	28,831,944	13,031,741	49,512,520
<b>Cash from Investments</b>			
12. Proceeds from investments sold, matured or repaid:			
12.1 Bonds .....	18,746,405	6,669,577	63,270,103
12.2 Stocks .....	203,169,427	147,448,937	781,122,215
12.3 Mortgage loans .....	0	0	0
12.4 Real estate .....	0	0	0
12.5 Other invested assets .....	0	0	0
12.6 Net gains or (losses) on cash, cash equivalents and short-term investments .....	0	0	(1,244)
12.7 Miscellaneous proceeds .....	804,935	2,207,902	537,521
12.8 Total investment proceeds (Lines 12.1 to 12.7) .....	222,720,767	156,326,416	844,928,595
13. Cost of investments acquired (long-term only):			
13.1 Bonds .....	14,806,988	7,842,600	84,542,590
13.2 Stocks .....	209,548,486	173,058,815	813,575,988
13.3 Mortgage loans .....	0	0	0
13.4 Real estate .....	0	0	0
13.5 Other invested assets .....	0	0	0
13.6 Miscellaneous applications .....	0	0	0
13.7 Total investments acquired (Lines 13.1 to 13.6) .....	224,355,474	180,901,415	898,118,578
14. Net increase (or decrease) in contract loans and premium notes .....	0	0	0
15. Net cash from investments (Line 12.8 minus Line 13.7 and Line 14) .....	(1,634,707)	(24,574,999)	(53,189,983)
<b>Cash from Financing and Miscellaneous Sources</b>			
16. Cash provided (applied):			
16.1 Surplus notes, capital notes .....	0	0	0
16.2 Capital and paid in surplus, less treasury stock .....	0	0	0
16.3 Borrowed funds .....	0	0	0
16.4 Net deposits on deposit-type contracts and other insurance liabilities .....	0	0	0
16.5 Dividends to stockholders .....	25,000,000	0	16,000,000
16.6 Other cash provided (applied) .....	3,845,191	14,426,642	10,256,785
17. Net cash from financing and miscellaneous sources (Line 16.1 through Line 16.4 minus Line 16.5 plus Line 16.6) .....	(21,154,809)	14,426,642	(5,743,215)
<b>RECONCILIATION OF CASH, CASH EQUIVALENTS AND SHORT-TERM INVESTMENTS</b>			
18. Net change in cash, cash equivalents and short-term investments (Line 11, plus Lines 15 and 17) .....	6,042,428	2,883,384	(9,420,677)
19. Cash, cash equivalents and short-term investments:			
19.1 Beginning of year .....	(34,797)	9,385,881	9,385,881
19.2 End of period (Line 18 plus Line 19.1) .....	6,007,631	12,269,265	(34,797)

Note: Supplemental disclosures of cash flow information for non-cash transactions:

--	--	--	--

STATEMENT AS OF MARCH 31, 2016 OF THE UnitedHealthcare of New England, Inc.

**EXHIBIT OF PREMIUMS, ENROLLMENT AND UTILIZATION**

	1 Total	Comprehensive (Hospital & Medical)		4 Medicare Supplement	5 Vision Only	6 Dental Only	7 Federal Employees Health Benefit Plan	8 Title XVIII Medicare	9 Title XIX Medicaid	10 Other
		2 Individual	3 Group							
<b>Total Members at end of:</b>										
1. Prior Year .....	114,216	1,107	5,070	0	0	0	0	23,831	84,208	0
2. First Quarter .....	123,263	1,306	4,577					32,126	85,254	
3. Second Quarter .....	0									
4. Third Quarter .....	0									
5. Current Year	0									
6. Current Year Member Months	364,152	3,386	13,853					95,869	251,044	
<b>Total Member Ambulatory Encounters for Period:</b>										
7. Physician .....	406,941	7,279	6,375					161,524	231,763	
8. Non-Physician .....	197,087	181	158					71,946	124,802	
9. Total	604,028	7,460	6,533	0	0	0	0	233,470	356,565	0
10. Hospital Patient Days Incurred	26,697	86	133					7,285	19,193	
11. Number of Inpatient Admissions	6,047	19	44					1,492	4,492	
12. Health Premiums Written (a) .....	215,883,369	1,402,042	4,373,825					87,068,180	123,039,322	
13. Life Premiums Direct .....	0									
14. Property/Casualty Premiums Written .....	0									
15. Health Premiums Earned .....	218,855,569	2,200,171	4,373,892					89,242,184	123,039,322	
16. Property/Casualty Premiums Earned .....	0									
17. Amount Paid for Provision of Health Care Services.....	162,602,623	830,153	3,448,256					53,891,100	104,433,114	
18. Amount Incurred for Provision of Health Care Services	186,606,574	1,177,270	2,858,630					73,467,595	109,103,079	

(a) For health premiums written: amount of Medicare Title XVIII exempt from state taxes or fees \$ .....87,068,180





## UNDERWRITING AND INVESTMENT EXHIBIT

### ANALYSIS OF CLAIMS UNPAID - PRIOR YEAR - NET OF REINSURANCE

Line of Business	Claims Paid Year to Date		Liability End of Current Quarter		5 Claims Incurred in Prior Years (Columns 1 + 3)	6 Estimated Claim Reserve and Claim Liability December 31 of Prior Year
	1 On Claims Incurred Prior to January 1 of Current Year	2 On Claims Incurred During the Year	3 On Claims Unpaid Dec. 31 of Prior Year	4 On Claims Incurred During the Year		
1. Comprehensive (hospital and medical) .....	755,563	925,039	198,791	1,016,832	954,354	1,368,551
2. Medicare Supplement .....					0	0
3. Dental Only .....					0	0
4. Vision Only .....					0	0
5. Federal Employees Health Benefits Plan .....					0	0
6. Title XVIII - Medicare .....	20,034,599	32,418,224	2,519,869	43,118,624	22,554,468	27,629,878
7. Title XIX - Medicaid .....	32,823,688	71,607,192	64,202,787	42,131,036	97,026,475	101,222,833
8. Other health .....					0	0
9. Health subtotal (Lines 1 to 8) .....	53,613,850	104,950,455	66,921,447	86,266,492	120,535,297	130,221,262
10. Healthcare receivables (a) .....	16,587,726	6,434,128		2,251,496	16,587,726	23,472,969
11. Other non-health .....					0	0
12. Medical incentive pools and bonus amounts .....	518,976	527	4,310,871	1,394,919	4,829,847	2,829,847
13. Totals (Lines 9-10+11+12)	37,545,100	98,516,854	71,232,318	85,409,915	108,777,418	109,578,140

(a) Excludes \$ ..... loans or advances to providers not yet expensed.

---

## NOTES TO FINANCIAL STATEMENTS

---

**1. SUMMARY OF SIGNIFICANT ACCOUNTING POLICIES****A. Accounting Practices**

The statutory basis financial statements of the Company are presented on the basis of accounting practices prescribed and permitted by the Department.

The Department recognizes only statutory accounting practices, prescribed and permitted by the State of Rhode Island, for determining and reporting the financial condition and results of operations of an HMO, for determining its solvency under Rhode Island Insurance Law. The State prescribes the use of the National Association of Insurance Commissioners' ("NAIC") Accounting Practices and Procedures manual ("NAIC SAP") in effect for the accounting periods covered in the statutory basis financial statements.

No significant differences exist between the practices prescribed and permitted by the State of Rhode Island and those prescribed and permitted by the NAIC SAP which materially affect the statutory basis net (loss) income and capital and surplus, as illustrated in the table below:

	State of Domicile	March 31, 2016	December 31, 2015
<b>Net (Loss) Income</b>			
(1) Company State basis	Rhode Island	\$ (5,561,916)	\$ 27,515,049
(2) State prescribed practices that increase/(decrease) NAIC SAP:	Rhode Island	-	-
(3) State permitted practices that increase/(decrease) NAIC SAP:	Rhode Island	-	-
(4) NAIC SAP (1-2-3=4)	Rhode Island	\$ (5,561,916)	\$ 27,515,049
<b>Capital and Surplus</b>			
(5) Company State basis	Rhode Island	\$ 140,614,243	\$ 147,152,178
(6) State prescribed practices that increase/(decrease) NAIC SAP:	Rhode Island	-	-
(7) State permitted practices that increase/(decrease) NAIC SAP:	Rhode Island	-	-
(8) NAIC SAP (5-6-7=8)	Rhode Island	\$ 140,614,243	\$ 147,152,178

**B. Use of Estimates in the Preparation of the Statutory Basis Financial Statements**

No significant change.

**C. Accounting Policy**

No significant change.

**D. Going Concern**

No significant change.

**2. ACCOUNTING CHANGES AND CORRECTION OF ERRORS**

No significant change.

**3. BUSINESS COMBINATIONS AND GOODWILL**

A–D. No significant change.

**4. DISCONTINUED OPERATIONS**

(1–5) No significant change.

**5. INVESTMENTS AND OTHER INVESTED ASSETS****A. Mortgage Loans, including Mezzanine Real Estate Loans**

No significant change.

**B. Debt Restructuring**

No significant change.

**C. Reverse Mortgages**

No significant change.

**D. Loan-Backed Securities**

- (1) Loan-backed securities are valued using the retrospective adjustment methodology. Prepayment assumptions for the determination of the amortized cost of loan-backed securities are based on a three-month constant prepayment rate history obtained from external data source vendors.
- (2) The Company did not recognize any other-than-temporary impairments (“OTTI”) on loan-backed securities as of March 31, 2016.
- (3) As of March 31, 2016, the Company did not have any loan-backed securities with an OTTI to report by CUSIP.
- (4) The following table illustrates the fair value, gross unrealized losses, and length of time that the loan-backed securities have been in a continuous unrealized loss position as of March 31, 2016 and December 31, 2015:

	<b>March 31, 2016</b>
The aggregate amount of unrealized losses:	
1. Less than 12 months	\$ (49,327)
2. 12 Months or longer	(224)
The aggregate related fair value of securities with unrealized losses:	
1. Less than 12 months	11,324,914
2. 12 Months or longer	119,215
	<b>December 31, 2015</b>
The aggregate amount of unrealized losses:	
1. Less than 12 months	\$ (179,843)
2. 12 Months or longer	(386)
The aggregate related fair value of securities with unrealized losses:	
1. Less than 12 months	33,040,853
2. 12 Months or longer	157,890

- (5) The Company believes that it will collect all principal and interest due on all investments that have an amortized cost in excess of fair value. The unrealized losses as of March 31, 2016 were primarily caused by interest rate increases and not by unfavorable changes in the credit ratings associated with these securities.

**E. Repurchase Agreements and/or Securities Lending Transactions**

No significant change.

**F. Real Estate**

No significant change.

**G. Low-Income Housing Tax Credits**

No significant change.

**H. Restricted Assets**

No significant change.

**I. Working Capital Finance Investments**

Not applicable.

**J. Offsetting and Netting of Assets and Liabilities**

The Company does not have any offsetting or netting of assets and liabilities as it relates to derivatives, repurchase and reverse repurchase agreements, and securities borrowing and securities lending activities.

**K. Structured Notes**

The Company does not have any structured notes.

**6. JOINT VENTURES, PARTNERSHIPS, AND LIMITED LIABILITY COMPANIES**

**A–B.** No significant change.

**7. INVESTMENT INCOME**

**A–B.** No significant change.

**8. DERIVATIVE INSTRUMENTS**

**A–F.** No significant change.

**9. INCOME TAXES**

The provision for federal income taxes incurred/benefit is different from that which would be obtained by applying the statutory federal income tax rate of 35% to net loss before federal income taxes, and net realized capital gains primarily as a result of the annual health insurer fee under Section 9010 of the Patient Protection and Affordable Care Act which is non-deductible for tax purposes. The Company is required to expense 100% of the estimated annual fee on January 1, 2016. The Company's health insurer fee impact is \$14,041,147 in 2016, which will be paid in September 2016.

**10. INFORMATION CONCERNING PARENT, SUBSIDIARIES, AND AFFILIATES**

**A–N. Material Related Party Transactions**

No significant change.

**11. DEBT**

**A–B.** No significant change.

**12. RETIREMENT PLANS, DEFERRED COMPENSATION, POSTEMPLOYMENT BENEFITS AND COMPENSATED ABSENCES, AND OTHER POSTRETIREMENT BENEFIT PLANS**

**A–I.** The Company has no defined benefit plans, defined contribution plans, multiemployer plans, consolidated/holding company plans, postemployment benefits, and compensated absences plans and is not impacted by the Medicare Modernization Act on postretirement benefits, since all personnel are employees of United HealthCare Services, Inc. ("UHS"), which provides services to the Company under the terms of a management agreement.

**13. CAPITAL AND SURPLUS, SHAREHOLDERS' DIVIDEND RESTRICTIONS, AND QUASI-REORGANIZATIONS**

**(1–3)** No significant change.

**(4)** On December 9, 2015, the Company requested an extraordinary cash dividend of \$75,000,000 to the sole shareholder, UHS. The Department approved a dividend of \$25,000,000 on February 2, 2016, and paid on February 4, 2016. The extraordinary dividend complied with the provisions set forth in the statutes of the Rhode Island. The dividend was recorded as a reduction to unassigned surplus in 2015.

**(5–13)** No significant change.

**14. LIABILITIES, CONTINGENCIES AND ASSESSMENTS**

**A–F.** No significant change.

**15. LEASES**

**A–B.** No significant change.

**16. INFORMATION ABOUT FINANCIAL INSTRUMENTS WITH OFF-BALANCE-SHEET RISK AND FINANCIAL INSTRUMENTS WITH CONCENTRATIONS OF CREDIT RISK**

**(1–4)** No significant change.

**17. SALE, TRANSFER, AND SERVICING OF FINANCIAL ASSETS AND EXTINGUISHMENTS OF LIABILITIES**

- A. The Company did not have any transfers of receivables reported as sales as of March 31, 2016 or December 31, 2015.
- B. The Company did not have any transfer and servicing of financial assets as of March 31, 2016 or December 31, 2015.
- C. No transactions involving wash sales of securities with an NAIC designation of 3 or below or unrated securities occurred as of March 31, 2016 or the year ended December 31, 2015.

**18. GAIN OR LOSS TO THE REPORTING ENTITY FROM UNINSURED PLANS AND THE UNINSURED PORTION OF PARTIALLY INSURED PLANS**

A–B. No significant change.

**C. Medicare or Other Similarly Structured Cost Based Reimbursement Contract**

The Medicare Part D program is a partially insured plan. The Company recorded a payable in liability for amounts held under uninsured plans in the statutory basis statements of admitted assets, liabilities, and capital and surplus of \$347,805 at March 31, 2016, and a receivable in amounts receivable relating to uninsured plans of \$2,208,463 at December 31, 2015 for cost reimbursement under the Medicare Part D program for the catastrophic reinsurance and low-income member cost-sharing subsidies. The Company also recorded a receivable of \$401,933 and \$643,348 and a payable of \$1,045,646 and \$476,028 as of March 31, 2016 and December 31, 2015, respectively, for the Medicare Part D Coverage Gap Discount Program in amounts receivable relating to uninsured plans and liability for amounts held under uninsured plans, respectively, in the statutory basis statements of admitted assets, liabilities, and capital and surplus.

**19. DIRECT PREMIUM WRITTEN/PRODUCED BY MANAGING GENERAL AGENTS/THIRD-PARTY ADMINISTRATORS**

No significant change.

**20. FAIR VALUE MEASUREMENT**

The NAIC SAP defines fair value, establishes a framework for measuring fair value, and outlines the disclosure requirements related to fair value measurements. The fair value hierarchy is as follows:

*Level 1* — Quoted (unadjusted) prices for identical assets in active markets.

*Level 2* — Other observable inputs, either directly or indirectly, including:

- Quoted prices for similar assets in active markets;
- Quoted prices for identical or similar assets in nonactive markets (few transactions, limited information, noncurrent prices, high variability over time, etc.);
- Inputs other than quoted prices that are observable for the asset (interest rates, yield curves, volatilities, default rates, etc.);
- Inputs that are derived principally from or corroborated by other observable market data.

*Level 3* — Unobservable inputs that cannot be corroborated by observable market data.

The estimated fair values of bonds, short-term investments and common stocks are based on quoted market prices, where available. The Company obtains one price for each security primarily from a third-party pricing service (“pricing service”), which generally uses quoted prices or other observable inputs for the determination of fair value. The pricing service normally derives the security prices through recently reported trades for identical or similar securities, making adjustments through the reporting date based upon available observable market information. For securities not actively traded, the pricing service may use quoted market prices of comparable instruments or discounted cash flow analyses, incorporating inputs that are currently observable in the markets for similar securities. Inputs that are often used in the valuation methodologies include, but are not limited to, non-binding broker quotes, benchmark yields, credit spreads, default rates and prepayment speeds. As the Company is responsible for the determination of fair value, it performs quarterly analyses on the prices received from the pricing service to determine whether the prices are reasonable estimates of fair value. Specifically, the Company compares the prices received from the pricing service to a secondary pricing source; prices reported by its custodian, its investment consultant and third-party investment advisors. Additionally, the Company compares changes in the reported market values and returns to relevant market indices to test the reasonableness of the reported prices. The Company’s internal price verification procedures and review of fair value methodology documentation provided by independent pricing services have not historically resulted in an adjustment in the prices obtained from the pricing service.

In instances in which the inputs used to measure fair value fall into different levels of the fair value hierarchy, the fair value measurement has been determined based on the lowest-level input that is significant to the fair value measurement in its entirety. The Company's assessment of the significance of a particular item to the fair value measurement in its entirety requires judgment, including the consideration of inputs specific to the asset or liability.

## A. Fair Value

### (1) Fair Value Measurements at Reporting Date

The following table presents information about the Company's financial assets that are measured and reported at fair value at March 31, 2016 and December 31, 2015, in the statutory basis statements of admitted assets, liabilities, and capital and surplus according to the valuation techniques the Company used to determine their fair values:

Description for Each Class of Asset or Liability	March 31, 2016			Total
	(Level 1)	(Level 2)	(Level 3)	
a. Assets at fair value:				
Perpetual preferred stock:				
Industrial and misc Parent, subsidiaries, and affiliates	\$ -	\$ -	\$ -	\$ -
	<u>-</u>	<u>-</u>	<u>-</u>	<u>-</u>
Total perpetual preferred stocks	<u>-</u>	<u>-</u>	<u>-</u>	<u>-</u>
Bonds:				
U.S. governments	-	-	-	-
Industrial and misc	-	-	-	-
Hybrid securities	-	-	-	-
Parent, subsidiaries, and affiliates	-	-	-	-
	<u>-</u>	<u>-</u>	<u>-</u>	<u>-</u>
Total bonds	<u>-</u>	<u>-</u>	<u>-</u>	<u>-</u>
Common stock:				
Industrial and misc	116,746,147	-	-	116,746,147
Parent, subsidiaries, and affiliates	-	-	-	-
	<u>-</u>	<u>-</u>	<u>-</u>	<u>-</u>
Total common stock	<u>116,746,147</u>	<u>-</u>	<u>-</u>	<u>116,746,147</u>
Derivative assets:				
Interest rate contracts	-	-	-	-
Foreign exchange contracts	-	-	-	-
Credit contracts	-	-	-	-
Commodity futures contracts	-	-	-	-
Commodity forward contracts	-	-	-	-
	<u>-</u>	<u>-</u>	<u>-</u>	<u>-</u>
Total derivatives	<u>-</u>	<u>-</u>	<u>-</u>	<u>-</u>
Separate account assets	<u>-</u>	<u>-</u>	<u>-</u>	<u>-</u>
Total assets at fair value	<u>\$ 116,746,147</u>	<u>\$ -</u>	<u>\$ -</u>	<u>\$ 116,746,147</u>
b. Liabilities at fair value:				
Derivative liabilities	\$ -	\$ -	\$ -	\$ -
	<u>-</u>	<u>-</u>	<u>-</u>	<u>-</u>
Total liabilities at fair value	<u>\$ -</u>	<u>\$ -</u>	<u>\$ -</u>	<u>\$ -</u>

## STATEMENT AS OF MARCH 31, 2016 OF THE UnitedHealthcare of New England, Inc.

Description for Each Class of Asset or Liability	December 31, 2015			Total
	(Level 1)	(Level 2)	(Level 3)	
a. Assets at fair value:				
Perpetual preferred stock:				
Industrial and misc	\$ -	\$ -	\$ -	\$ -
Parent, subsidiaries, and affiliates	-	-	-	-
Total perpetual preferred stocks	-	-	-	-
Bonds:				
U.S. governments	-	-	-	-
Industrial and misc	-	-	-	-
Hybrid securities	-	-	-	-
Parent, subsidiaries, and affiliates	-	-	-	-
Total bonds	-	-	-	-
Common stock:				
Industrial and misc	110,367,088	-	-	110,367,088
Parent, subsidiaries, and affiliates	-	-	-	-
Total common stock	110,367,088	-	-	110,367,088
Derivative assets:				
Interest rate contracts	-	-	-	-
Foreign exchange contracts	-	-	-	-
Credit contracts	-	-	-	-
Commodity futures contracts	-	-	-	-
Commodity forward contracts	-	-	-	-
Total derivatives	-	-	-	-
Separate account assets	-	-	-	-
Total assets at fair value	<u>\$ 110,367,088</u>	<u>\$ -</u>	<u>\$ -</u>	<u>\$ 110,367,088</u>
b. Liabilities at fair value:				
Derivative liabilities	\$ -	\$ -	\$ -	\$ -
Total liabilities at fair value	<u>\$ -</u>	<u>\$ -</u>	<u>\$ -</u>	<u>\$ -</u>

There were no transfers between Levels 1 and 2 during the three months ended March 31, 2016 and the year ended December 31, 2015.

- (2) The Company does not have any financial assets with a fair value hierarchy of Level 3 that were measured and reported at fair value for the three months ended March 31, 2016 and the year ended December 31, 2015.
- (3) Transfers between fair value hierarchy levels, if any, are recorded as of the beginning of the reporting period in which the transfer occurs. There were no transfers between Levels 1, 2 or 3 of any financial assets or liabilities during the three months ended March 31, 2016 and the year ended December 31, 2015.
- (4) The Company has no investments reported with a fair value hierarchy of Level 2 or Level 3 as of March 31, 2016 and the year ended December 31, 2015 and therefore has no valuation technique to disclose.
- (5) The Company has no derivative assets and liabilities to disclose.

**B. Fair Value Combination** — Not applicable.

**C. Aggregate Fair Value Hierarchy**

The aggregate fair value by hierarchy of all financial instruments as of March 31, 2016 and December 31, 2015, is presented in the table below:

Types of Financial Investment	March 31, 2016					Not Practical Carrying Value
	Aggregate Fair Value	Admitted Assets	(Level 1)	(Level 2)	(Level 3)	
U.S. government and agency securities	\$ 64,828,550	\$ 64,058,417	\$ 30,827,045	\$ 34,001,505	\$ -	\$ -
State and agency municipal securities	34,015,312	32,711,588	-	34,015,312	-	-
City and county municipal securities	20,654,215	19,772,068	-	20,654,215	-	-
Corporate debt securities	84,408,265	83,231,084	-	84,408,265	-	-
Money-market funds	6,586,474	6,586,474	6,586,474	-	-	-
Other invested assets	-	-	-	-	-	-
Equity (including marketable common stock)	<u>116,746,147</u>	<u>116,746,147</u>	<u>116,746,147</u>	-	-	-
Total bonds, short-term investments, and equity (including marketable common stocks)	<u>327,238,963</u>	<u>323,105,778</u>	<u>154,159,666</u>	<u>173,079,297</u>	<u>\$ -</u>	<u>\$ -</u>

Types of Financial Investment	December 31, 2015					Not Practical Carrying Value
	Aggregate Fair Value	Admitted Assets	(Level 1)	(Level 2)	(Level 3)	
U.S. government and agency securities	\$ 65,134,290	\$ 65,118,248	\$ 30,161,463	\$ 34,972,828	\$ -	\$ -
State and agency municipal securities	33,218,267	32,144,645	-	33,218,267	-	-
City and county municipal securities	20,316,447	19,703,214	-	20,316,446	-	-
Corporate debt securities	86,860,844	86,858,904	-	86,860,844	-	-
Money-market funds	383,965	383,965	383,965	-	-	-
Other invested assets	-	-	-	-	-	-
Equity (including marketable common stock)	<u>110,367,088</u>	<u>110,367,088</u>	<u>110,367,088</u>	-	-	-
Total bonds, short-term investments, and equity (including marketable common stocks)	<u>316,280,901</u>	<u>314,576,064</u>	<u>140,912,516</u>	<u>175,368,385</u>	<u>\$ -</u>	<u>\$ -</u>

Included as Level 1 in U.S. government and agency securities in the fair value hierarchy tables above are U.S. Treasury securities of \$30,827,045 and \$30,161,463 as of March 31, 2016 and December 31, 2015, respectively.

There are no commercial paper investments included in corporate debt securities in the fair value hierarchy tables as of March 31, 2016 and December 31, 2015.

**D. Not Practicable to Estimate Fair Value** — Not applicable.**21. OTHER ITEMS**

**A–H.** No significant change.

**22. EVENTS SUBSEQUENT**

No significant change.

**23. REINSURANCE**

**A–D.** No significant change.

**24. RETROSPECTIVELY RATED CONTRACTS AND CONTRACTS SUBJECT TO REDETERMINATION**

**A–B.** No significant change.

**C.** The Company has Medicare Part D risk-corridor amounts from CMS which are subject to a retrospectively rated feature related to Part D premiums. The Company has estimated accrued retrospective premiums related to certain Part D premiums based on guidelines determined by CMS. The formula is tiered and based on the bid medical loss ratio. The amount of Medicare Part D direct premiums written subject to this retrospectively rated feature was \$4,192,325 and \$16,704,133 representing, 5% and 6% of total direct premiums written as of March 31, 2016 and December 31, 2015, respectively.

The Company has risk-adjustment amounts from CMS which are subject to a redetermination feature related to Medicare premiums. The Company has estimated premium adjustments for changes to each member's health scores based on guidelines determined by CMS. The total amount of Medicare direct premiums written for which a portion is subject to redetermination features were \$87,068,180



and \$263,376,801 representing, 40% and 34% of total direct premiums written as of March 31, 2016 and December 31, 2015, respectively.

- D. The Company is required to maintain a specific minimum loss ratio on the comprehensive commercial and Medicare line of business. The following table discloses the minimum medical loss ratio rebate liability which is included in aggregate health policy reserves in the statutory basis statements of admitted assets, liabilities, and capital and surplus for the three months ended March 31, 2016 and the year ended December 31, 2015:

	1 Individual	2 Small Group Employer	3 Large Group Employer	4 Other Categories with Rebates	5 Total
Prior reporting year:					
(1) Medical loss ratio rebates incurred	\$ 227,218	\$ -	\$ -	\$ 4,703,756	\$ 4,930,974
(2) Medical loss ratio rebates paid	-	-	-	-	-
(3) Medical loss rebates unpaid	227,218	-	-	4,703,756	4,930,974
(4) Plus reinsurance assumed amounts	XXX	XXX	XXX	XXX	-
(5) Less reinsurance ceded amounts	XXX	XXX	XXX	XXX	136,331
(6) Rebates unpaid net of reinsurance	XXX	XXX	XXX	XXX	4,794,643
Current reporting year-to-date:					
(7) Medical loss ratio rebates incurred	\$ (227,218)	\$ -	\$ -	\$ (2,581,046)	\$ (2,808,264)
(8) Medical loss ratio rebates paid	-	-	-	-	-
(9) Medical loss rebates unpaid	-	-	-	2,122,710	2,122,710
(10) Plus reinsurance assumed amounts	XXX	XXX	XXX	XXX	-
(11) Less reinsurance ceded amounts	XXX	XXX	XXX	XXX	-
(12) Rebates unpaid net of reinsurance	XXX	XXX	XXX	XXX	2,122,710

#### E. Risk-Sharing Provisions of the Affordable Care Act

- (1) The Company has accident and health insurance premiums in 2016 subject to the risk-sharing provisions of the Affordable Care Act ("ACA").

The ACA imposed fees and premium stabilization provisions on health insurance issuers offering comprehensive commercial health insurance. The three premium stabilization programs are commonly referred to as the 3Rs – risk adjustment, reinsurance, and risk corridors.

**Risk Adjustment** – The permanent risk adjustment program, designed to mitigate the potential impact of adverse selection and provide stability for health insurance issuers, applies to all non-grandfathered not subject to transitional relief in the individual and small group markets both inside and outside of the insurance exchanges. Premium adjustments pursuant to the risk adjustment program are accounted for as premium subject to redetermination and user fees are accounted for as assessments.

**Reinsurance** – The transitional reinsurance program was designed to protect issuers in the individual market from an expected increase in large claims due to the elimination of preexisting condition limitations. The transitional reinsurance program is effective from 2014 through 2016 and applies to all issuers of major medical commercial products and third party administrators. Contributions attributable to enrollees in ACA compliant individual plans, including program administrative costs, are accounted for as ceded premium and payments received are accounted for as ceded benefit recoveries. The portion of the individual contributions earmarked for the U.S. Treasury is accounted for as an assessment. Contributions made for enrollees in fully insured plans other than ACA compliant individual plans, including program administrative costs and payments to the U.S. Treasury, are treated as assessments.

**Risk Corridors** – The temporary risk corridors program, designed to provide some aggregate protection against variability for issuers in the individual and small group markets during the period 2014 through 2016, applies to Qualified Health Plans in the individual and small group markets both inside and outside of the insurance exchanges. Premium adjustments pursuant to the risk corridors program are accounted for as premium adjustments for retrospectively rated contracts.

STATEMENT AS OF MARCH 31, 2016 OF THE UnitedHealthcare of New England, Inc.

(2) The following table presents the current year impact of risk-sharing provisions of the ACA on assets, liabilities and operations.

<b>a. Permanent ACA Risk Adjustment Program</b>	<b>March 31, 2016</b>
<u>Assets</u>	
1. Premium adjustments receivable due to ACA Risk Adjustment	\$ -
<u>Liabilities</u>	
2. Risk adjustment user fees payable for ACA Risk Adjustment	\$ 8,217
3. Premium adjustments payable due to ACA Risk Adjustment	\$ 5,468,425
<u>Operations (Revenue &amp; Expense)</u>	
4. Reported as revenue in premium for accident and health contracts (written/collected) due to ACA Risk Adjustment	\$ (1,634,609)
5. Reported in expenses as ACA risk adjustment user fees (incurred/paid)	\$ 2,787
<b>b. Transitional ACA Reinsurance Program</b>	
<u>Assets</u>	
1. Amounts recoverable for claims paid due to ACA Reinsurance	\$ 98,261
2. Amounts recoverable for claims unpaid due to ACA Reinsurance (Contra Liability)	\$ 52,275
3. Amounts receivable relating to uninsured plans for contributions for ACA Reinsurance	\$ -
<u>Liabilities</u>	
4. Liabilities for contributions payable due to ACA Reinsurance - not reported as ceded premium	\$ 94,669
5. Ceded reinsurance premiums payable due to ACA Reinsurance	\$ 6,386
6. Liability for amounts held under uninsured plans contributions for ACA Reinsurance	\$ -
<u>Operations (Revenue &amp; Expense)</u>	
7. Ceded reinsurance premiums due to ACA Reinsurance	\$ 6,386
8. Reinsurance recoveries (income statement) due to ACA reinsurance payments or expected payments	\$ 44,835
9. ACA Reinsurance contributions - not reported as ceded premium	\$ 33,223
<b>c. Temporary ACA Risk Corridors Program</b>	
<u>Assets</u>	
1. Accrued retrospective premium due to ACA Risk Corridors	\$ 3
<u>Liabilities</u>	
2. Reserve for rate credits or policy experience rating refunds due to ACA Risk Corridors	\$ 124,821
<u>Operations (Revenue &amp; Expense)</u>	
3. Effect of ACA Risk Corridors on net premium income (paid/received)	\$ 11
4. Effect of ACA Risk Corridors on change in reserves for rate credits	\$ 570,302

The following table discloses ACA risk corridor receivable balances by risk corridor program year.

Risk Corridors Program Year:	(A) Estimated Amount to be Filed or Final Amount Filed with CMS	(B) Non-Accrued Amounts for Impairment or Other Reasons	(C) Amounts received from CMS	(D)=(A)-(B)-(C) Asset Balance (Gross of Non-admissions)	(E) Non-admitted Amount	(F)=(D)-(E) Net Admitted Asset
2014	\$ 763	\$ 667	\$ 93	\$ 3	\$ 3	\$ -
2015	-	-	-	-	-	-
2016	-	-	-	-	-	-
Total	\$ 763	\$ 667	\$ 93	\$ 3	\$ 3	\$ -

(3) The following table is a rollforward of prior year ACA risk-sharing provisions for asset and liability balances, along with reasons for adjustments to prior year balances.

STATEMENT AS OF MARCH 31, 2016 OF THE UnitedHealthcare of New England, Inc.

	Accrued During the Prior Year on Business Written Before December 31 of the Prior Year		Received or Paid as of the Current Year on Business Written Before December 31 of the Prior Year		Differences		Adjustments		Unsettled Balances as of the Reporting Date		
	1	2	3	4	Prior Year Accrued Less Payments (Col 1-3)	Prior Year Accrued Less Payments (Col 2-4)	To Prior Year Balances	To Prior Year Balances	Cumulative Balance from Prior Years (Col 1-3+7)	Cumulative Balance from Prior Years (Col 2-4+8)	
	Receivable	(Payable)	Receivable	(Payable)	Receivable	(Payable)	Receivable	(Payable)	Ref	Receivable	(Payable)
	1	2	3	4	5	6	7	8	9	10	11
a. Permanent ACA Risk Adjustment Program											
1. Premium Adjustment Receivable	\$ -	\$ -	\$ -	\$ -	\$ -	\$ -	\$ -	\$ -	A	\$ -	\$ -
2. Premium Adjustment (Payable)	-	(3,833,815)	-	-	-	(3,833,815.00)	-	(684,328.00)	B	-	(4,518,143.00)
3. Subtotal ACA Permanent Risk Adjustment Program	-	(3,833,815)	-	-	-	(3,833,815.00)	-	(684,328.00)		-	(4,518,143.00)
b. Transitional ACA Reinsurance Program											
1. Amounts recoverable for claims paid	165,674	-	82,344.00	-	83,330.00	-	14,931.00	-	C	98,261.00	-
2. Amounts recoverable for claims unpaid (contra liability)	22,371	-	-	-	22,371.00	-	(20,917.00)	-	D	1,454.00	-
3. Amounts receivable relating to uninsured plans	-	-	-	-	-	-	-	-	E	-	-
4. Liabilities for contributions payable due to ACA Reinsurance - not reported as ceded premium	-	(212,366)	-	(150,920.00)	-	(61,446.00)	-	-	F	-	(61,446.00)
5. Ceded reinsurance premiums payable	-	(33,418)	-	(33,418.00)	-	-	-	-	G	-	-
6. Liability for amounts held under uninsured plans	-	-	-	-	-	-	-	-	H	-	-
7. Subtotal ACA Transitional Reinsurance Program	188,045	(245,784)	82,344.00	(184,338.00)	105,701.00	(61,446.00)	(5,986.00)	-		99,715.00	(61,446.00)
c. Temporary ACA Risk Corridors Program											
1. Accrued retrospective premium	14	-	11.00	-	3.00	-	-	-	I	3.00	-
2. Reserve for rate credits or policy experience rating refunds	-	(695,134)	-	-	-	(695,134.00)	-	570,312.00	J	-	(124,822.00)
3. Subtotal ACA Risk Corridors Program	14	(695,134)	11.00	-	3.00	(695,134.00)	-	570,312.00		3.00	(124,822.00)
d. Total for ACA Risk Sharing Provisions	188,059	(4,774,733)	\$ 82,355	\$ (184,338)	\$ 105,704	\$ (4,590,395)	\$ (5,986)	\$ (114,016)		\$ 99,718	\$ (4,704,411)

Explanation of Adjustments

A. NA

B. The risk adjustment payable as of March 31, 2016 was adjusted based on estimated state risk transfer factors by risk pool utilizing paid claims through December 31, 2015. The risk adjustment payable as of December 31, 2015 utilized paid claims through October 31, 2015. The ending payable reflects the sum of the payables at the legal entity, state and market level.

C. The adjustment to the amounts recoverable for paid claims was driven by 3 months of additional paid claims run out data.

D. The adjustment to the amounts recoverable for claims unpaid was driven by the receivable shifting from unpaid to paid due to 3 months of additional paid claims run out data from December 2015 to March 2016.

E. NA

F. NA

G. NA

H. NA

I. NA

J. The increased policy experience rating refund payable was driven by adjustments in the calculation of the Allowable Costs and Target Amounts due to the inclusion of 3 additional months of run-out on claims and premium retroactivity.

The following table discloses risk corridor receivables and payables by risk corridor program year.

	Accrued as of December 31 of the prior reporting year		Received or Paid as of the Current Period on Business Written For the Risk Corridors Program Year		Differences		Adjustments		Unsettled Balances as of the Reporting Date		
	1	2	3	4	Accrued Less Payments (Col 1 - 3)	Accrued Less Payments (Col 2 - 4)	Balances	Balances	Cumulative Balance (Col 1-3+7)	Cumulative Balance (Col 2-4+8)	
	Receivable	(Payable)	Receivable	(Payable)	Receivable	(Payable)	Receivable	(Payable)	Ref	Receivable	(Payable)
	1	2	3	4	5	6	7	8	9	10	
<b>Risk Corridors Program Year:</b>											
Accrued Retrospective premium	\$ -	\$ -	\$ 93	\$ -	\$ (93)	\$ -	\$ 96	\$ -	A	\$ 3	\$ -
2014 Reserve for rate credits or policy experience rating refunds	-	-	-	-	-	-	-	-	B	-	-
Accrued Retrospective premium	-	-	-	-	-	-	-	-	C	-	-
2015 Reserve for rate credits or policy experience rating refunds	-	(695,134)	-	-	-	(695,134)	-	570,313	D	-	(124,821)
Accrued Retrospective premium	-	-	-	-	-	-	-	-	E	-	-
2016 Reserve for rate credits or policy experience rating refunds	-	-	-	-	-	-	-	-	F	-	-
<b>Total for Risk Corridors</b>	<b>\$ -</b>	<b>\$ (695,134)</b>	<b>\$ 93</b>	<b>\$ -</b>	<b>\$ (93)</b>	<b>\$ (695,134)</b>	<b>\$ 96</b>	<b>\$ 570,313</b>		<b>\$ 3</b>	<b>\$ (124,821)</b>

A. The increased policy Accrued Retrospective Premium was driven by adjustments in the calculation of the Allowable Costs and Target Amounts due to the inclusion of 3 additional months of run-out on claims and premium retroactivity.

B.

C.

D. The decreased policy experience rating refund payable was driven by adjustments in the calculation of the Allowable Costs and Target Amounts due to the inclusion of 3 additional months of run-out on claims and premium retroactivity.

E.

**25. CHANGE IN INCURRED CLAIMS AND CLAIMS ADJUSTMENT EXPENSES**

Changes in estimates related to the prior year incurred claims are included in total hospital and medical expenses in the current year in the statutory basis statements of operations. The following tables disclose paid claims, incurred claims, and the balance in the claims unpaid, accrued medical incentive pool and bonus amounts, aggregate health claim reserves, health care receivable (excluding provider loans and advances not yet expensed) and reinsurance recoverables at March 31, 2016 and December 31, 2015:

	March 31, 2016		
	Current Year Incurred Claims	Prior Years Incurred Claims	Total
Beginning of year claim reserve	\$ -	\$ (133,051,111)	\$ (133,051,111)
Paid claims—net of health care receivable and reinsurance recoveries collected	106,148,849	52,612,985	158,761,834
End of year claim reserve	<u>87,661,410</u>	<u>71,232,319</u>	<u>158,893,729</u>
Incurred claims excluding the change in health care receivable and reinsurance recoverables as presented below	193,810,259	(9,205,807)	184,604,452
Beginning of year health care receivable and reinsurance recoverables	-	25,060,253	25,060,253
End of year health care receivable and reinsurance recoverables	<u>(9,883,490)</u>	<u>(16,655,169)</u>	<u>(26,538,659)</u>
Total incurred claims	<u>\$ 183,926,769</u>	<u>\$ (800,723)</u>	<u>\$ 183,126,046</u>

	December 31, 2015		
	Current Year Incurred Claims	Prior Years Incurred Claims	Total
Beginning of year claim reserve	\$ -	\$ (107,686,686)	\$ (107,686,686)
Paid claims—net of health care receivable and reinsurance recoveries collected	551,692,327	64,726,540	616,418,867
End of year claim reserve	<u>110,825,524</u>	<u>22,225,587</u>	<u>133,051,111</u>
Incurred claims excluding the change in health care receivable and reinsurance recoverables as presented below	662,517,851	(20,734,559)	641,783,292
Beginning of year health care receivable and reinsurance recoverables	-	20,050,279	20,050,279
End of year health care receivable and reinsurance recoverables	<u>(20,952,306)</u>	<u>(4,107,947)</u>	<u>(25,060,253)</u>
Total incurred claims	<u>\$ 641,565,545</u>	<u>\$ (4,792,227)</u>	<u>\$ 636,773,318</u>

The liabilities for claims unpaid, accrued medical incentive pool and bonus amounts, aggregate health claim reserves, net of health care receivable and reinsurance recoverables as of December 31, 2015 was \$107,990,858. As of March 31, 2016, \$52,612,985 has been paid for incurred claims attributable to insured events of prior years. Reserves remaining for prior years, net of healthcare receivable and reinsurance recoverables are now \$54,577,150 as a result of re-estimation of unpaid claims. Therefore, there has been \$800,723 favorable prior year development since December 31, 2015 to March 31, 2016. The primary drivers consist of favorable development as a result of a change in the provision for adverse deviations in experience of \$3,172,976 and a favorable development of \$1,044,389 in retroactivity for inpatient, outpatient, physician, and pharmacy claims, favorable development related to Stop Loss of \$1,417,516 and \$765,595 of other favorable development; partially offset by an unfavorable development of \$3,713,093 in risk share reserves, \$1,427,245 in capitations, \$165,687 in reinsurance, \$156,740 in Medicare Part D and \$115,633 in provider settlements. At December 31, 2015, the Company recorded \$4,792,227 favorable prior year development related to a change in the provision for adverse deviations in experience of \$2,890,040, favorable development of \$2,580,270 in retroactivity for inpatient, outpatient, physician, and pharmacy claims; partially offset by unfavorable development of \$488,048 in reinsurance and unfavorable development of \$136,311 in pharmacy rebates. Original estimates are increased or decreased, as additional information becomes known regarding individual claims, including the medical loss ratio rebate accruals. Included in this favorable development is the impact related to retrospectively rated policies, which also has a corresponding impact on medical loss ratio rebates. As a result of the prior year effects, on a regular basis, the Company adjusts revenue and the corresponding liability and/or receivable related to

retrospectively rated policies and the impact of the change is included as a component of change in unearned premium reserves and reserve for rate credits in the statutory basis statements of operations.

The Company incurred claims adjustment expenses of \$8,752,668 and \$33,925,904 for the three months ended March 31, 2016 and the year ended December 31, 2015, respectively. These costs are included in the management service fees paid by the Company to UHS as a part of its management agreement. The following tables disclose paid claims adjustment expense ("CAE"), incurred CAE, and the balance in the unpaid claim adjustment expenses reserve for the three months ended March 31, 2016 and the year ended December 31, 2015:

	<b>March 31, 2016</b>	<b>December 31, 2015</b>
Total claims adjustment expenses incurred	\$ 8,752,668	\$ 33,925,904
Less current year unpaid claims adjustment expenses	(1,008,427)	(800,248)
Add prior year unpaid claims adjustment expenses	<u>800,248</u>	<u>651,048</u>
Total claims adjustment expenses paid	<u>\$ 8,544,489</u>	<u>\$ 33,776,704</u>

**26. INTERCOMPANY POOLING ARRANGEMENTS**

**A–G.** No significant change.

**27. STRUCTURED SETTLEMENTS**

**A–B.** No significant change.

**28. HEALTH CARE AND OTHER AMOUNTS RECEIVABLE**

**A–B.** No significant change.

**29. PARTICIPATING POLICIES**

No significant change.

**30. PREMIUM DEFICIENCY RESERVES**

The Company has not recorded any premium deficiency reserves as of March 31, 2016 or December 31, 2015. The analysis of premium deficiency reserves was completed as of March 31, 2016 and December 31, 2015. The Company did consider anticipated investment income when calculating the premium deficiency reserves.

The following table summarizes the Company's premium deficiency reserves as of March 31, 2016 and December 31, 2015:

	<b>March 31, 2016</b>
1. Liability carried for premium deficiency reserves	\$ -
2. Date of the most recent evaluation of this liability	<u>3/31/2016</u>
3. Was anticipated investment income utilized in this calculation?	Yes <input checked="" type="checkbox"/> No <input type="checkbox"/>
	<b>December 31, 2015</b>
1. Liability carried for premium deficiency reserves	\$ -
2. Date of the most recent evaluation of this liability	<u>12/31/2015</u>
3. Was anticipated investment income utilized in this calculation?	Yes <input checked="" type="checkbox"/> No <input type="checkbox"/>

**31. ANTICIPATED SALVAGE AND SUBROGATION**

No significant change.

**GENERAL INTERROGATORIES**

**PART 1 - COMMON INTERROGATORIES**

**GENERAL**

- 1.1 Did the reporting entity experience any material transactions requiring the filing of Disclosure of Material Transactions with the State of Domicile, as required by the Model Act? ..... Yes [ ] No [ X ]
- 1.2 If yes, has the report been filed with the domiciliary state? ..... Yes [ ] No [ ]
- 2.1 Has any change been made during the year of this statement in the charter, by-laws, articles of incorporation, or deed of settlement of the reporting entity? ..... Yes [ ] No [ X ]
- 2.2 If yes, date of change: .....

3.1 Is the reporting entity a member of an Insurance Holding Company System consisting of two or more affiliated persons, one or more of which is an insurer? ..... Yes [ X ] No [ ]  
 If yes, complete Schedule Y, Parts 1 and 1A.

3.2 Have there been any substantial changes in the organizational chart since the prior quarter end? ..... Yes [ X ] No [ ]

3.3 If the response to 3.2 is yes, provide a brief description of those changes.  
 January 4, 2016: United HealthCare Services, Inc., a Minnesota corporation, acquired a 100% ownership interest in Symphonix Health Holdings, LLC, a Delaware limited liability company.  
 January 5, 2016: Specialty Benefits, LLC, a Delaware limited liability company, acquired 100% of the equity interests of March Holdings, Inc., a California corporation and its wholly owned subsidiary March Vision Care, Inc., a California corporation.  
 January 14, 2016: OptumRx, Inc., a California corporation, acquired a 100% equity interest in Progressive Enterprises Holdings, Inc., a Delaware corporation.  
 March 11, 2016: Logistics Health, Inc., a Wisconsin corporation, acquired a 100% ownership interest in MSLA Management LLC, a Delaware limited liability company.  
 March 24, 2016: Catamaran Newco, LLC, a Delaware limited liability company, was formed as a wholly owned subsidiary of Catamaran Holdings I, LLC, a Delaware limited liability company.  
 March 30, 2016: Optum Global Solutions (Ireland) Limited, an Irish company, was formed as a wholly owned subsidiary of UnitedHealthcare International IV S.a.r.l.

4.1 Has the reporting entity been a party to a merger or consolidation during the period covered by this statement? ..... Yes [ ] No [ X ]

4.2 If yes, provide the name of the entity, NAIC Company Code, and state of domicile (use two letter state abbreviation) for any entity that has ceased to exist as a result of the merger or consolidation.

1 Name of Entity	2 NAIC Company Code	3 State of Domicile

5. If the reporting entity is subject to a management agreement, including third-party administrator(s), managing general agent(s), attorney-in-fact, or similar agreement, have there been any significant changes regarding the terms of the agreement or principals involved? ..... Yes [ ] No [ X ] N/A [ ]  
 If yes, attach an explanation.

6.1 State as of what date the latest financial examination of the reporting entity was made or is being made. .... 12/31/2014

6.2 State the as of date that the latest financial examination report became available from either the state of domicile or the reporting entity. This date should be the date of the examined balance sheet and not the date the report was completed or released. .... 12/31/2009

6.3 State as of what date the latest financial examination report became available to other states or the public from either the state of domicile or the reporting entity. This is the release date or completion date of the examination report and not the date of the examination (balance sheet date). .... 03/31/2011

6.4 By what department or departments?  
 Rhode Island Department of Business Regulations

6.5 Have all financial statement adjustments within the latest financial examination report been accounted for in a subsequent financial statement filed with Departments? ..... Yes [ X ] No [ ] N/A [ ]

6.6 Have all of the recommendations within the latest financial examination report been complied with? ..... Yes [ X ] No [ ] N/A [ ]

7.1 Has this reporting entity had any Certificates of Authority, licenses or registrations (including corporate registration, if applicable) suspended or revoked by any governmental entity during the reporting period? ..... Yes [ ] No [ X ]

7.2 If yes, give full information:

8.1 Is the company a subsidiary of a bank holding company regulated by the Federal Reserve Board? ..... Yes [ ] No [ X ]

8.2 If response to 8.1 is yes, please identify the name of the bank holding company.

8.3 Is the company affiliated with one or more banks, thrifts or securities firms? ..... Yes [ X ] No [ ]

8.4 If response to 8.3 is yes, please provide below the names and location (city and state of the main office) of any affiliates regulated by a federal regulatory services agency [i.e. the Federal Reserve Board (FRB), the Office of the Comptroller of the Currency (OCC), the Federal Deposit Insurance Corporation (FDIC) and the Securities Exchange Commission (SEC)] and identify the affiliate's primary federal regulator.

1 Affiliate Name	2 Location (City, State)	3 FRB	4 OCC	5 FDIC	6 SEC
Optum Bank, Inc. ....	Salt Lake City, UT .....	NO	NO	YES	NO

## GENERAL INTERROGATORIES

- 9.1 Are the senior officers (principal executive officer, principal financial officer, principal accounting officer or controller, or persons performing similar functions) of the reporting entity subject to a code of ethics, which includes the following standards? ..... Yes [  ] No [  ]
- (a) Honest and ethical conduct, including the ethical handling of actual or apparent conflicts of interest between personal and professional relationships;
- (b) Full, fair, accurate, timely and understandable disclosure in the periodic reports required to be filed by the reporting entity;
- (c) Compliance with applicable governmental laws, rules and regulations;
- (d) The prompt internal reporting of violations to an appropriate person or persons identified in the code; and
- (e) Accountability for adherence to the code.
- 9.11 If the response to 9.1 is No, please explain:
- 9.2 Has the code of ethics for senior managers been amended? ..... Yes [  ] No [  ]
- 9.21 If the response to 9.2 is Yes, provide information related to amendment(s).
- 9.3 Have any provisions of the code of ethics been waived for any of the specified officers? ..... Yes [  ] No [  ]
- 9.31 If the response to 9.3 is Yes, provide the nature of any waiver(s).

### FINANCIAL

- 10.1 Does the reporting entity report any amounts due from parent, subsidiaries or affiliates on Page 2 of this statement? ..... Yes [  ] No [  ]
- 10.2 If yes, indicate any amounts receivable from parent included in the Page 2 amount: ..... \$ .....

### INVESTMENT

- 11.1 Were any of the stocks, bonds, or other assets of the reporting entity loaned, placed under option agreement, or otherwise made available for use by another person? (Exclude securities under securities lending agreements.) ..... Yes [  ] No [  ]
- 11.2 If yes, give full and complete information relating thereto:
12. Amount of real estate and mortgages held in other invested assets in Schedule BA: ..... \$ .....
13. Amount of real estate and mortgages held in short-term investments: ..... \$ .....
- 14.1 Does the reporting entity have any investments in parent, subsidiaries and affiliates? ..... Yes [  ] No [  ]
- 14.2 If yes, please complete the following:
- |   | 1<br>Prior Year-End<br>Book/Adjusted<br>Carrying Value | 2<br>Current Quarter<br>Book/Adjusted<br>Carrying Value |
|---|--|---|
| 14.21 Bonds .....   | \$ .....0  | \$ .....  |
| 14.22 Preferred Stock .....   | \$ .....0  | \$ .....  |
| 14.23 Common Stock .....  | \$ .....0  | \$ .....  |
| 14.24 Short-Term Investments .....  | \$ .....0  | \$ .....  |
| 14.25 Mortgage Loans on Real Estate .....   | \$ .....0  | \$ .....  |
| 14.26 All Other .....   | \$ .....0  | \$ .....  |
| 14.27 Total Investment in Parent, Subsidiaries and Affiliates (Subtotal Lines 14.21 to 14.26) ..... | \$ .....0  | \$ .....0   |
| 14.28 Total Investment in Parent included in Lines 14.21 to 14.26 above .....                       | \$ .....   | \$ .....  |
- 15.1 Has the reporting entity entered into any hedging transactions reported on Schedule DB? ..... Yes [  ] No [  ]
- 15.2 If yes, has a comprehensive description of the hedging program been made available to the domiciliary state? ..... Yes [  ] No [  ]
- If no, attach a description with this statement.

## GENERAL INTERROGATORIES

16. For the reporting entity's security lending program, state the amount of the following as of the current statement date:
- |  |          |   |
|--|----------|---|
| 16.1 Total fair value of reinvested collateral assets reported on Schedule DL, Parts 1 and 2 .....                   | \$ ..... | 0 |
| 16.2 Total book adjusted/carrying value of reinvested collateral assets reported on Schedule DL, Parts 1 and 2 ..... | \$ ..... | 0 |
| 16.3 Total payable for securities lending reported on the liability page .....                                       | \$ ..... | 0 |

17. Excluding items in Schedule E - Part 3 - Special Deposits, real estate, mortgage loans and investments held physically in the reporting entity's offices, vaults or safety deposit boxes, were all stocks, bonds and other securities, owned throughout the current year held pursuant to a custodial agreement with a qualified bank or trust company in accordance with Section 1, III - General Examination Considerations, F. Outsourcing of Critical Functions, Custodial or Safekeeping Agreements of the NAIC Financial Condition Examiners Handbook? ..... Yes [  ] No [  ]
- 17.1 For all agreements that comply with the requirements of the NAIC Financial Condition Examiners Handbook, complete the following:

1 Name of Custodian(s)	2 Custodian Address
Bank of New York Mellon .....	Global Liquidity Services, 1 Wall St, 14th Floor, New York NY 10286 ..
Northern Trust .....	50 S. LaSalle, Chicago, IL 60675 .....

- 17.2 For all agreements that do not comply with the requirements of the NAIC Financial Condition Examiners Handbook, provide the name, location and a complete explanation:

1 Name(s)	2 Location(s)	3 Complete Explanation(s)

- 17.3 Have there been any changes, including name changes, in the custodian(s) identified in 17.1 during the current quarter? ..... Yes [  ] No [  ]

- 17.4 If yes, give full information relating thereto:

1 Old Custodian	2 New Custodian	3 Date of Change	4 Reason

- 17.5 Identify all investment advisors, brokers/dealers or individuals acting on behalf of broker/dealers that have access to the investment accounts, handle securities and have authority to make investments on behalf of the reporting entity:

1 Central Registration Depository	2 Name(s)	3 Address
107038 .....	JPMorgan Investment Management Inc. ....	245 Park Avenue New York, NY 10167 .....
104518 .....	Deutsche Investment Management Americas Inc. ...	345 Park Avenue, New York, NY 10154 .....

- 18.1 Have all the filing requirements of the Purposes and Procedures Manual of the NAIC Investment Analysis Office been followed? ..... Yes [  ] No [  ]

- 18.2 If no, list exceptions:



# GENERAL INTERROGATORIES

## PART 2 - HEALTH

1. Operating Percentages:
- 1.1 A&H loss percent .....87.9 %
  - 1.2 A&H cost containment percent .....2.1 %
  - 1.3 A&H expense percent excluding cost containment expenses .....13.3 %
- 2.1 Do you act as a custodian for health savings accounts? ..... Yes [ ] No [ X ]
- 2.2 If yes, please provide the amount of custodial funds held as of the reporting date .....\$ .....
- 2.3 Do you act as an administrator for health savings accounts? ..... Yes [ ] No [ X ]
- 2.4 If yes, please provide the balance of the funds administered as of the reporting date .....\$ .....

**SCHEDULE S - CEDED REINSURANCE**

Showing All New Reinsurance Treaties - Current Year to Date

1 NAIC Company Code	2 ID Number	3 Effective Date	4 Name of Reinsurer	5 Domiciliary Jurisdiction	6 Type of Reinsurance Ceded	7 Type of Reinsurer	8 Certified Reinsurer Rating (1 through 6)	9 Effective Date of Certified Reinsurer Rating
<b>NONE</b>								

**SCHEDULE T - PREMIUMS AND OTHER CONSIDERATIONS**

Current Year to Date - Allocated by States and Territories

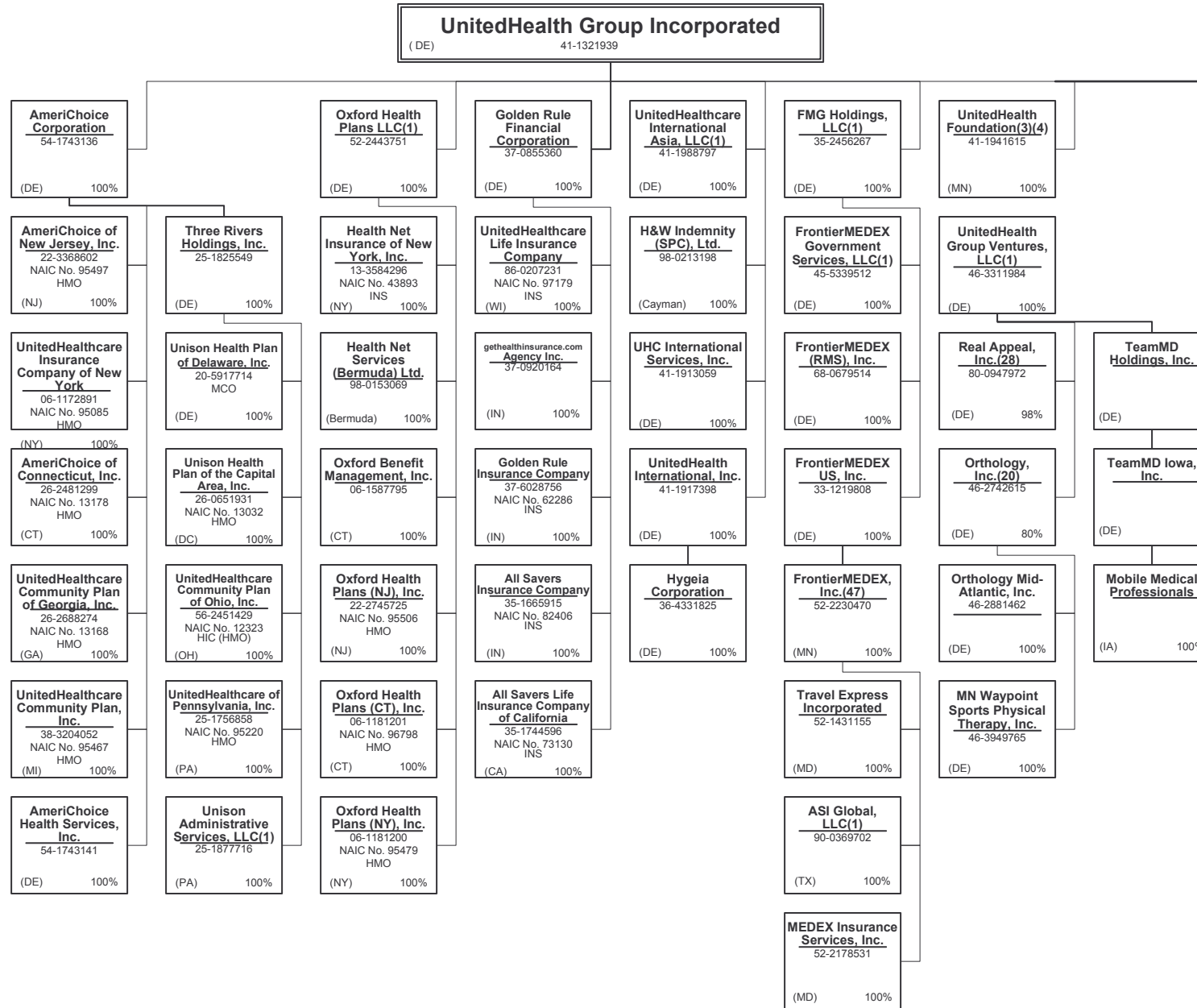
States, etc.	1 Active Status	Direct Business Only							9 Deposit-Type Contracts	
		2 Accident and Health Premiums	3 Medicare Title XVIII	4 Medicaid Title XIX	5 Federal Employees Health Benefits Program Premiums	6 Life and Annuity Premiums & Other Considerations	7 Property/Casualty Premiums	8 Total Columns 2 Through 7		
1. Alabama AL	N								0	
2. Alaska AK	N								0	
3. Arizona AZ	N								0	
4. Arkansas AR	N								0	
5. California CA	N								0	
6. Colorado CO	N								0	
7. Connecticut CT	N								0	
8. Delaware DE	N								0	
9. District of Columbia DC	N								0	
10. Florida FL	N								0	
11. Georgia GA	N								0	
12. Hawaii HI	N								0	
13. Idaho ID	N								0	
14. Illinois IL	N								0	
15. Indiana IN	N								0	
16. Iowa IA	N								0	
17. Kansas KS	N								0	
18. Kentucky KY	N								0	
19. Louisiana LA	N								0	
20. Maine ME	N								0	
21. Maryland MD	N								0	
22. Massachusetts MA	L	2,373	27,621,544					27,623,917		
23. Michigan MI	N								0	
24. Minnesota MN	N								0	
25. Mississippi MS	N								0	
26. Missouri MO	N								0	
27. Montana MT	N								0	
28. Nebraska NE	N								0	
29. Nevada NV	N								0	
30. New Hampshire NH	L		4,746,195					4,746,195		
31. New Jersey NJ	N								0	
32. New Mexico NM	N								0	
33. New York NY	N								0	
34. North Carolina NC	N								0	
35. North Dakota ND	N								0	
36. Ohio OH	N								0	
37. Oklahoma OK	N								0	
38. Oregon OR	N								0	
39. Pennsylvania PA	L		5,647,848					5,647,848		
40. Rhode Island RI	L	5,773,494	47,972,040	123,039,322				176,784,856		
41. South Carolina SC	N								0	
42. South Dakota SD	N								0	
43. Tennessee TN	N								0	
44. Texas TX	N								0	
45. Utah UT	N								0	
46. Vermont VT	L		1,080,552					1,080,552		
47. Virginia VA	N								0	
48. Washington WA	N								0	
49. West Virginia WV	N								0	
50. Wisconsin WI	N								0	
51. Wyoming WY	N								0	
52. American Samoa AS	N								0	
53. Guam GU	N								0	
54. Puerto Rico PR	N								0	
55. U.S. Virgin Islands VI	N								0	
56. Northern Mariana Islands MP	N								0	
57. Canada CAN	N								0	
58. Aggregate Other Aliens OT	XXX	0	0	0	0	0	0	0	0	
59. Subtotal	XXX	5,775,867	87,068,179	123,039,322	0	0	0	215,883,368	0	
60. Reporting Entity Contributions for Employee Benefit Plans	XXX							0		
61. Totals (Direct Business)	(a) 5	5,775,867	87,068,179	123,039,322	0	0	0	215,883,368	0	
DETAILS OF WRITE-INS										
58001.	XXX									
58002.	XXX									
58003.	XXX									
58998. Summary of remaining write-ins for Line 58 from overflow page	XXX	0	0	0	0	0	0	0	0	
58999. Totals (Lines 58001 through 58003 plus 58998)(Line 58 above)	XXX	0	0	0	0	0	0	0	0	

(L) Licensed or Chartered - Licensed Insurance Carrier or Domiciled RRG; (R) Registered - Non-domiciled RRGs; (Q) Qualified - Qualified or Accredited Reinsurer; (E) Eligible - Reporting Entities eligible or approved to write Surplus Lines in the state; (N) None of the above - Not allowed to write business in the state.

(a) Insert the number of L responses except for Canada and Other Alien.

Premiums are allocated by state based on geographic market.

**SCHEDULE Y – INFORMATION CONCERNING ACTIVITIES OF INSURER MEMBERS OF A HOLDING COMPANY GROUP**  
**PART 1 – ORGANIZATIONAL CHART**



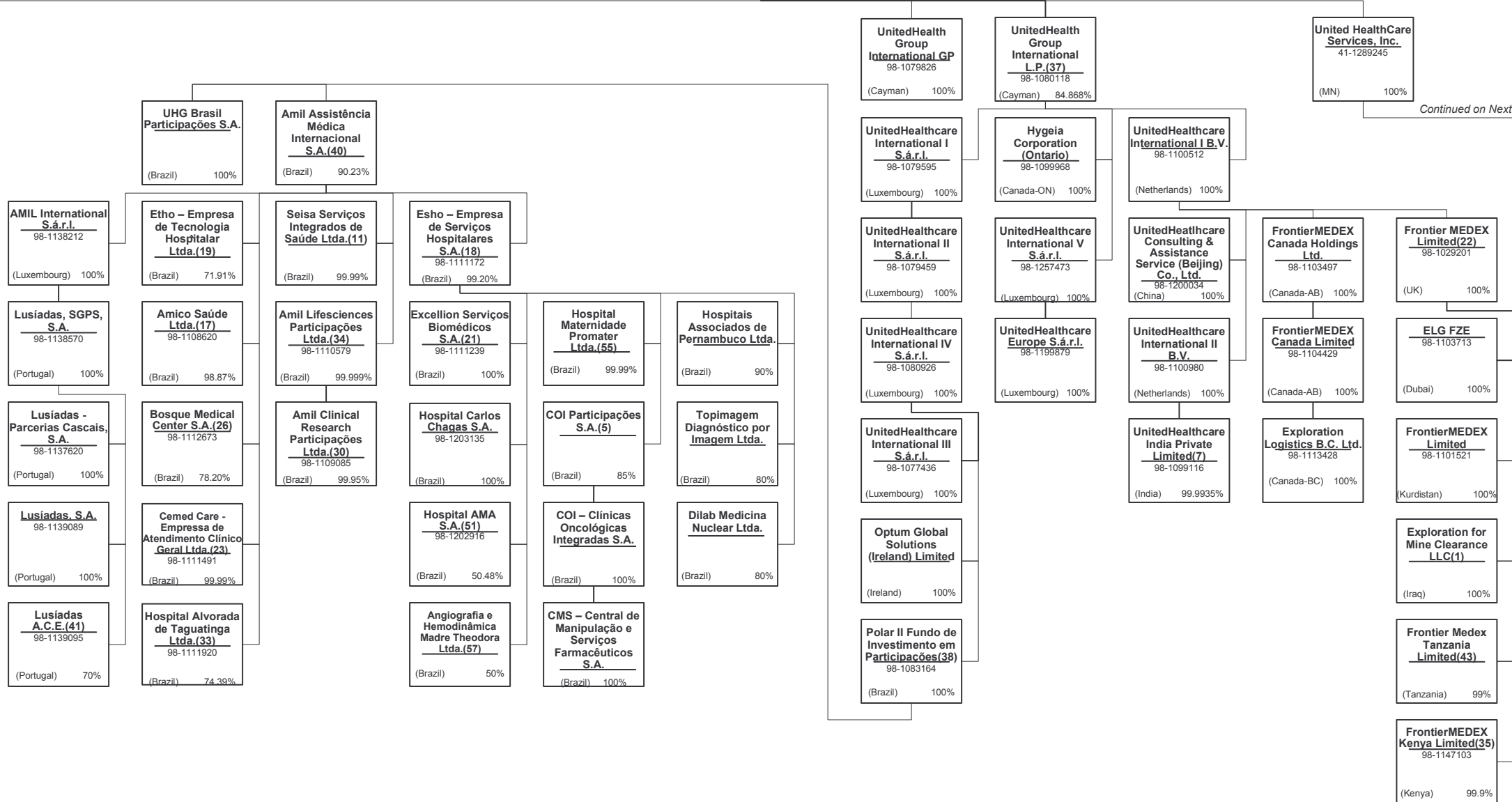
Continued on Next Page

**SCHEDULE Y – INFORMATION CONCERNING ACTIVITIES OF INSURER MEMBERS OF A HOLDING COMPANY GROUP**  
**PART 1 – ORGANIZATIONAL CHART**

**UnitedHealth Group Incorporated**  
 (DE) 41-1321939

Continued from Previous Page

Continued on Next Page



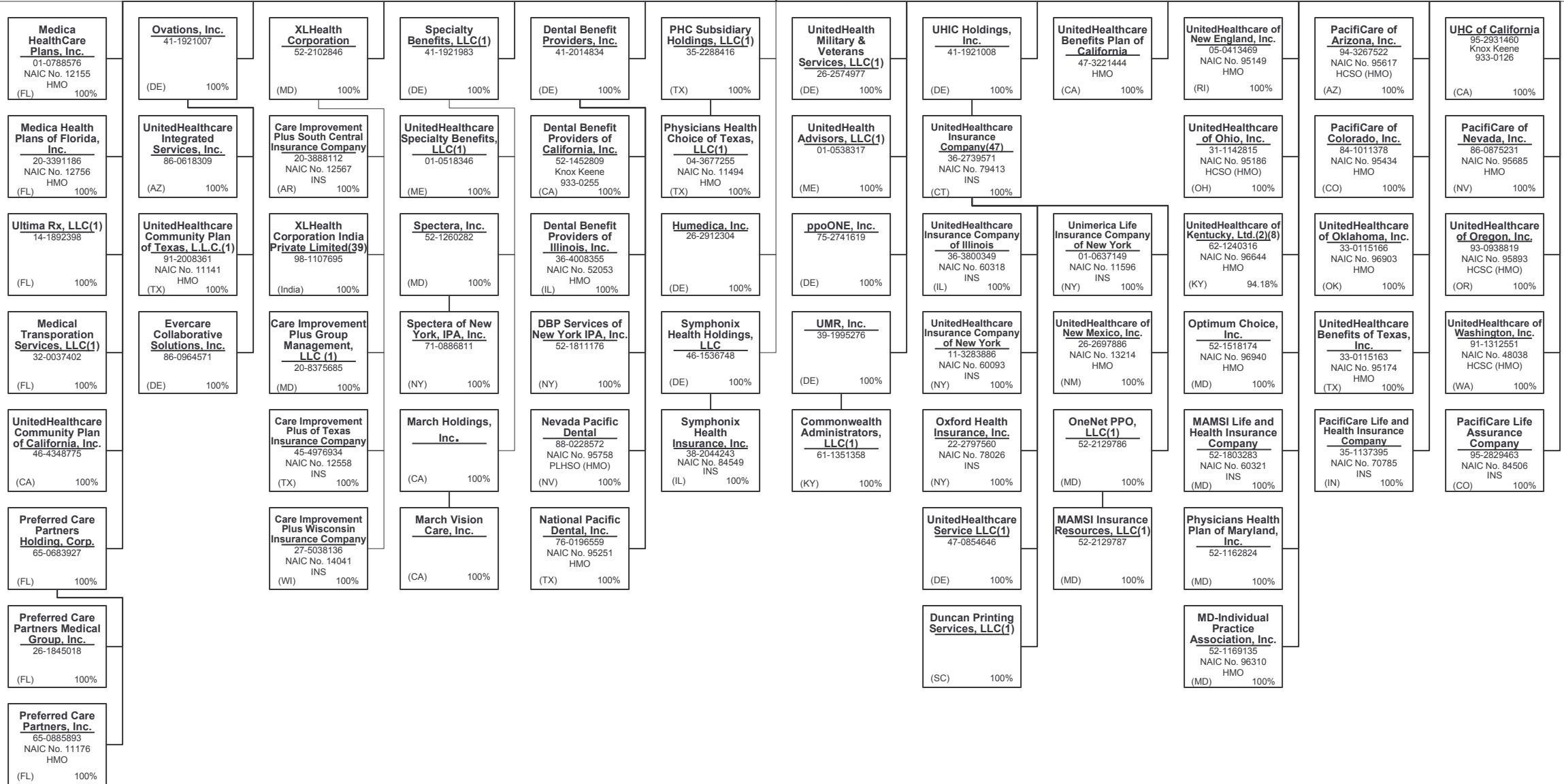
15.1

**SCHEDULE Y – INFORMATION CONCERNING ACTIVITIES OF INSURER MEMBERS OF A HOLDING COMPANY GROUP**  
**PART 1 – ORGANIZATIONAL CHART**

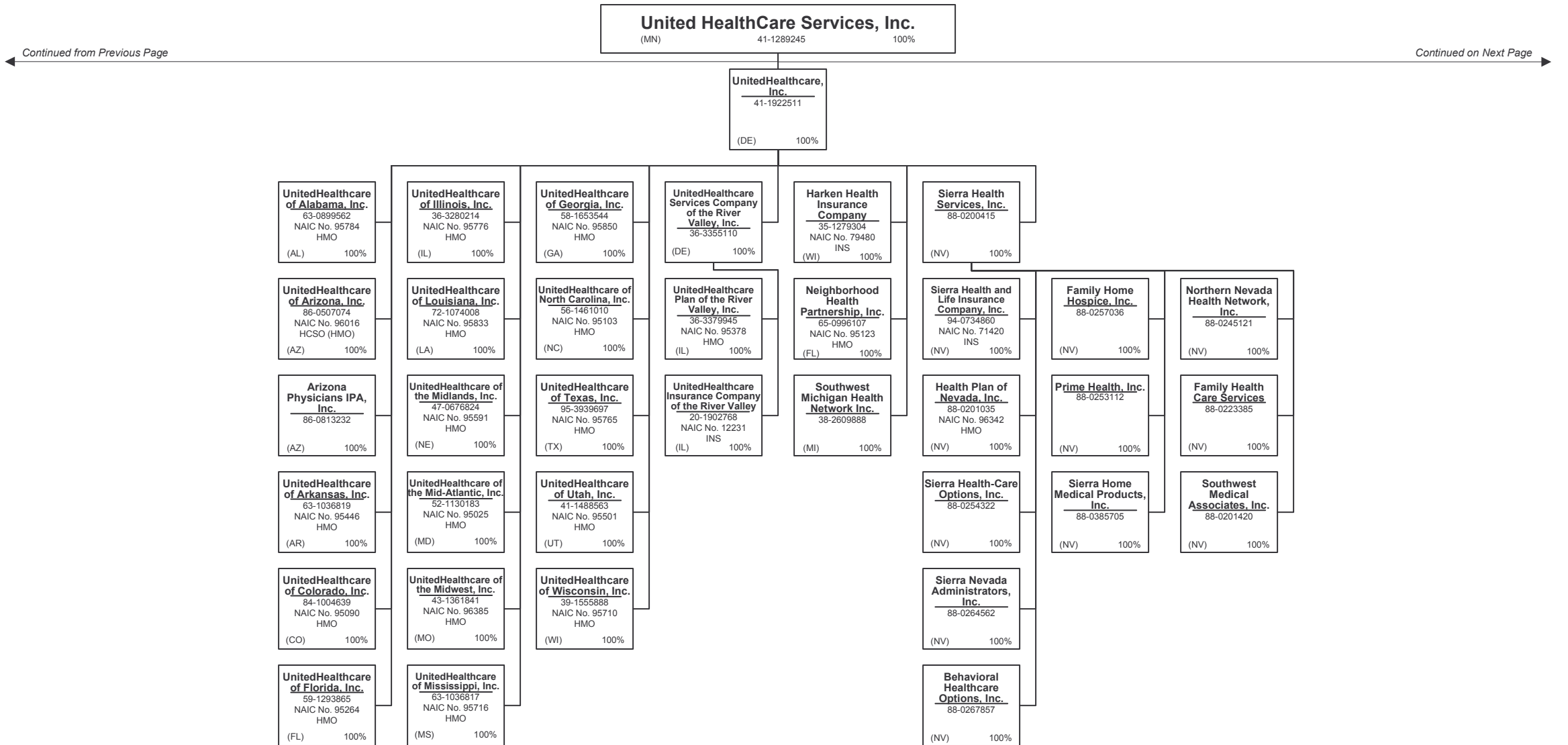
**United HealthCare Services, Inc.**  
 (MN) 41-1289245 100%

Continued from Previous Page

Continued on Next Page



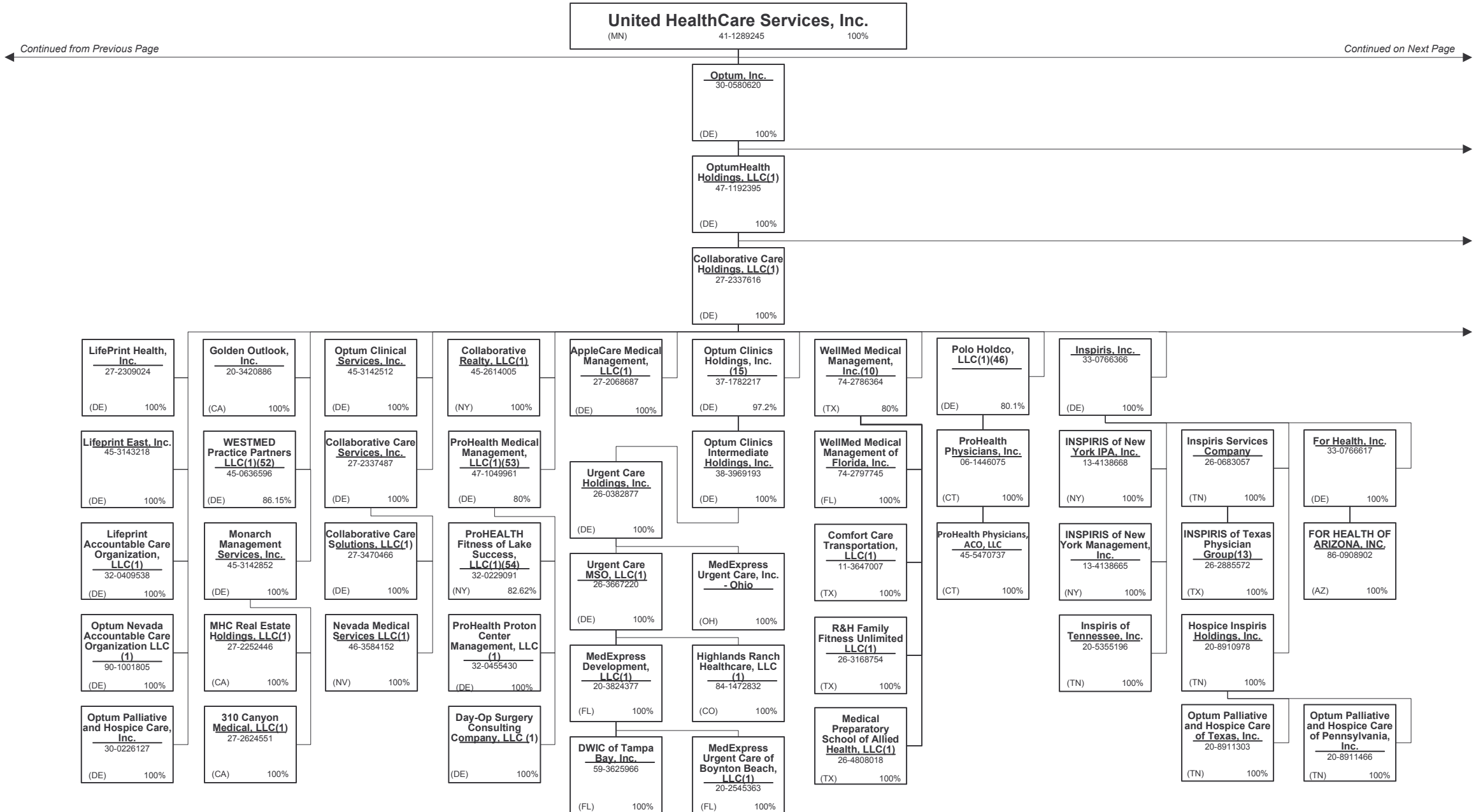
**SCHEDULE Y – INFORMATION CONCERNING ACTIVITIES OF INSURER MEMBERS OF A HOLDING COMPANY GROUP**  
**PART 1 – ORGANIZATIONAL CHART**



Continued from Previous Page

Continued on Next Page

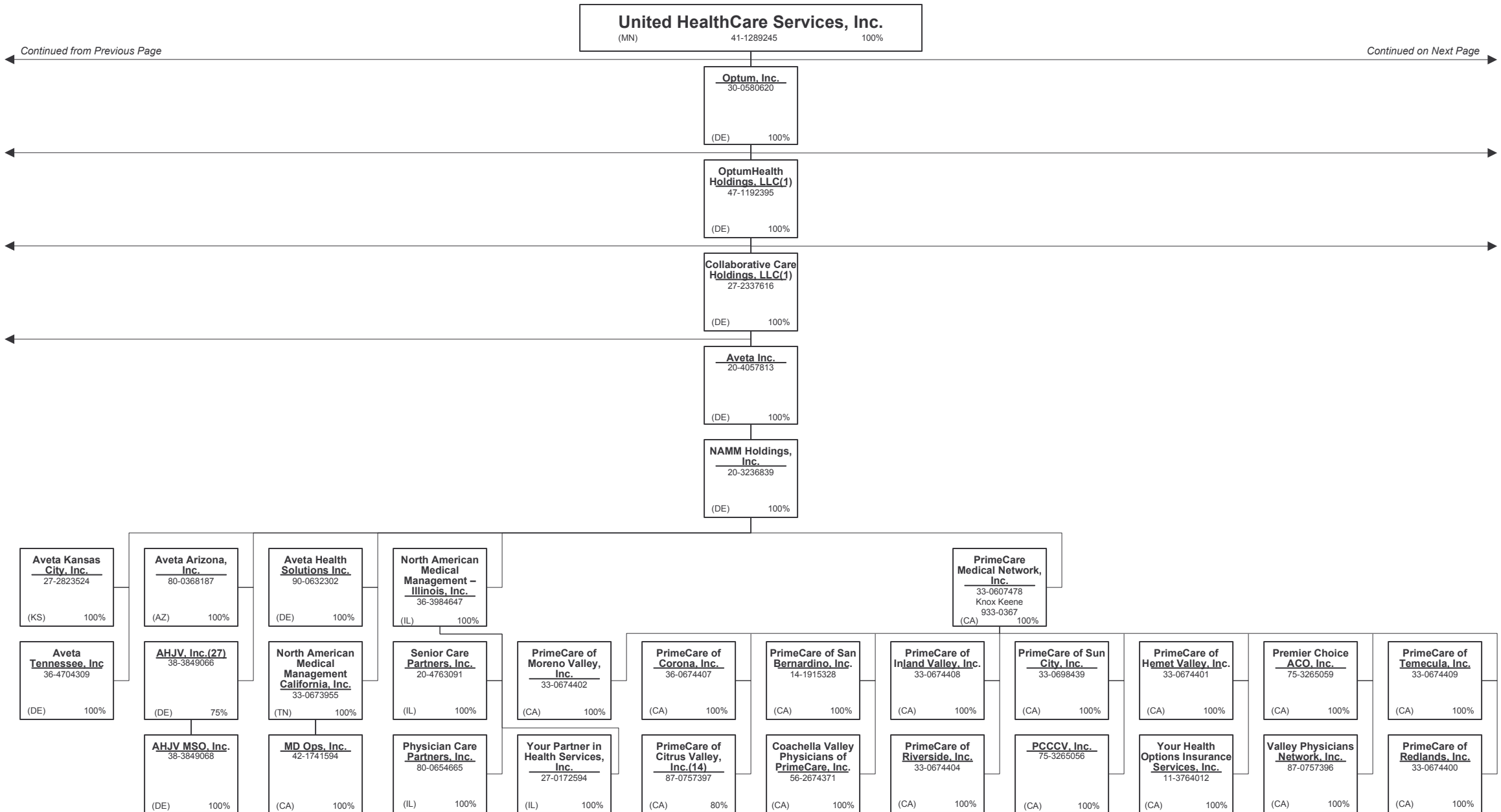
**SCHEDULE Y – INFORMATION CONCERNING ACTIVITIES OF INSURER MEMBERS OF A HOLDING COMPANY GROUP**  
**PART 1 – ORGANIZATIONAL CHART**



15.4

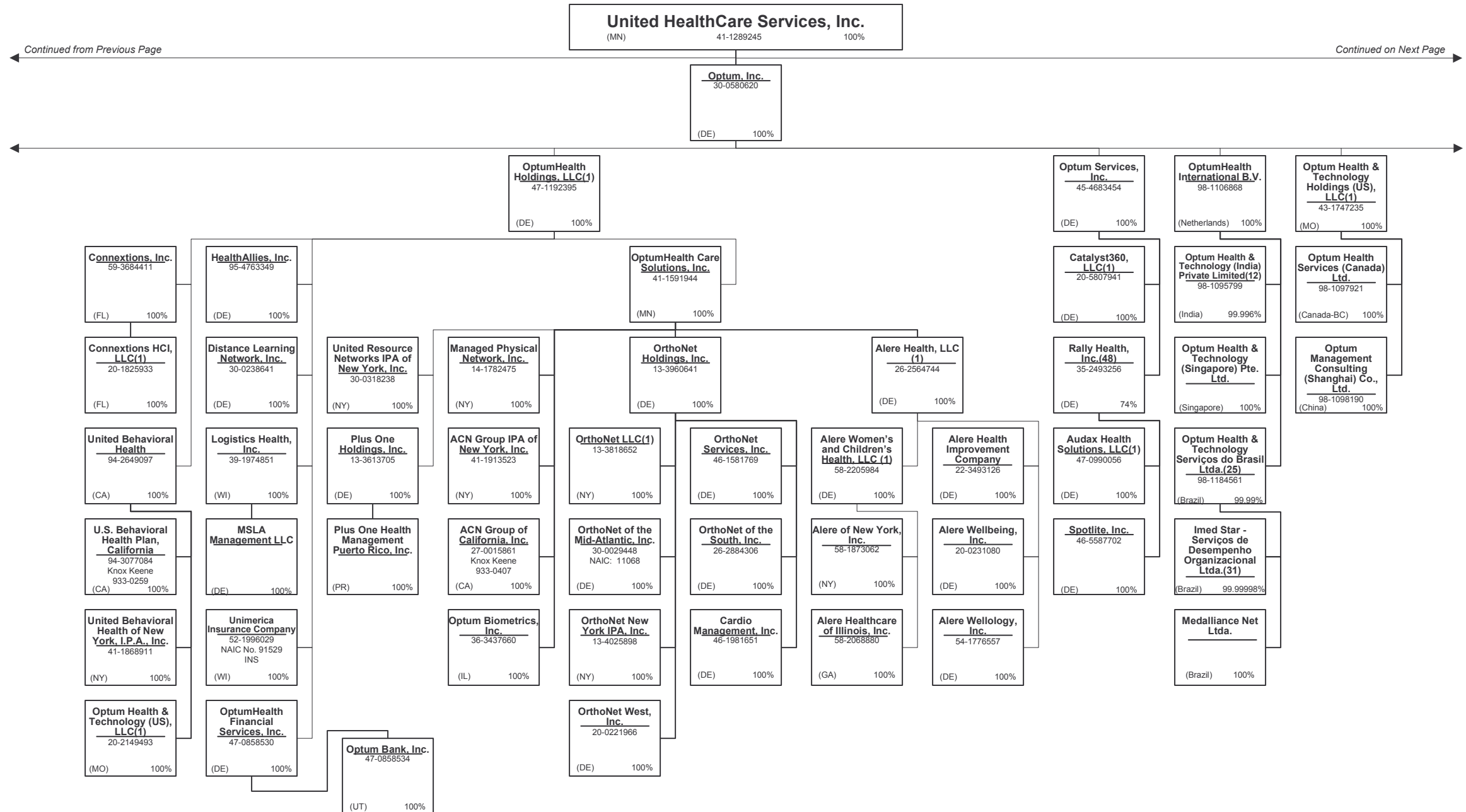


**SCHEDULE Y – INFORMATION CONCERNING ACTIVITIES OF INSURER MEMBERS OF A HOLDING COMPANY GROUP**  
**PART 1 – ORGANIZATIONAL CHART**



15.5

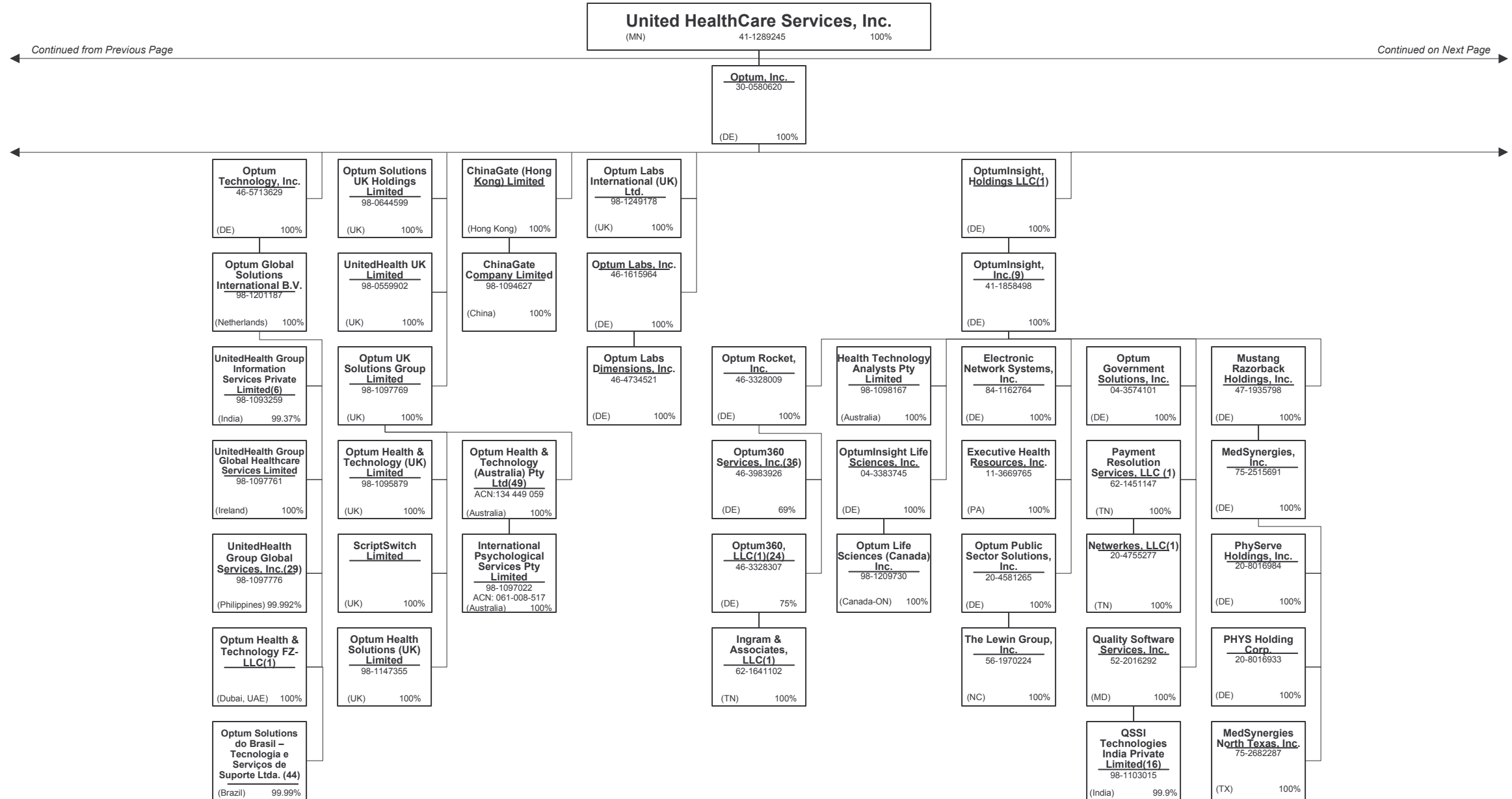
**SCHEDULE Y – INFORMATION CONCERNING ACTIVITIES OF INSURER MEMBERS OF A HOLDING COMPANY GROUP**  
**PART 1 – ORGANIZATIONAL CHART**



Continued from Previous Page

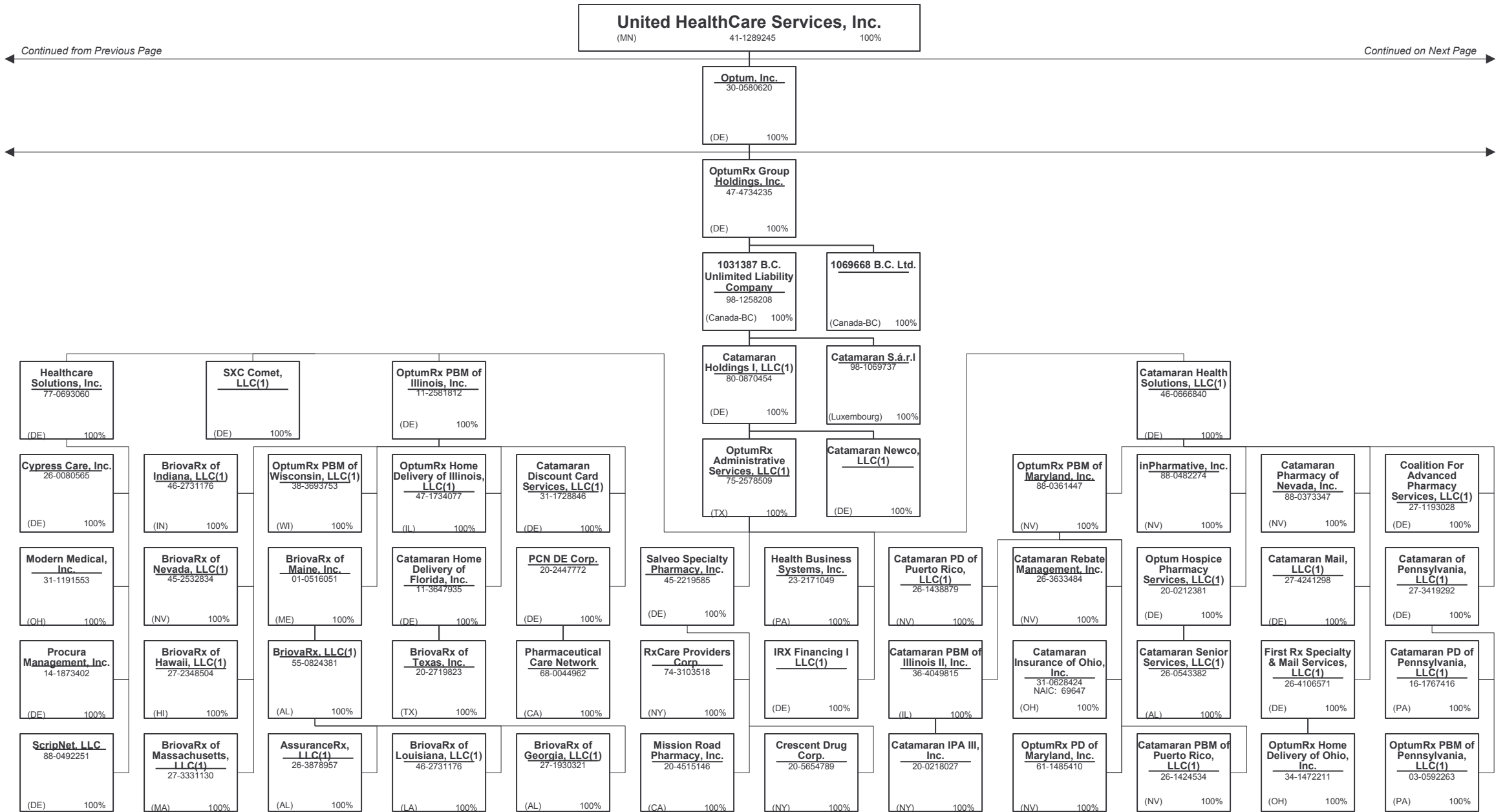
Continued on Next Page

**SCHEDULE Y – INFORMATION CONCERNING ACTIVITIES OF INSURER MEMBERS OF A HOLDING COMPANY GROUP**  
**PART 1 – ORGANIZATIONAL CHART**



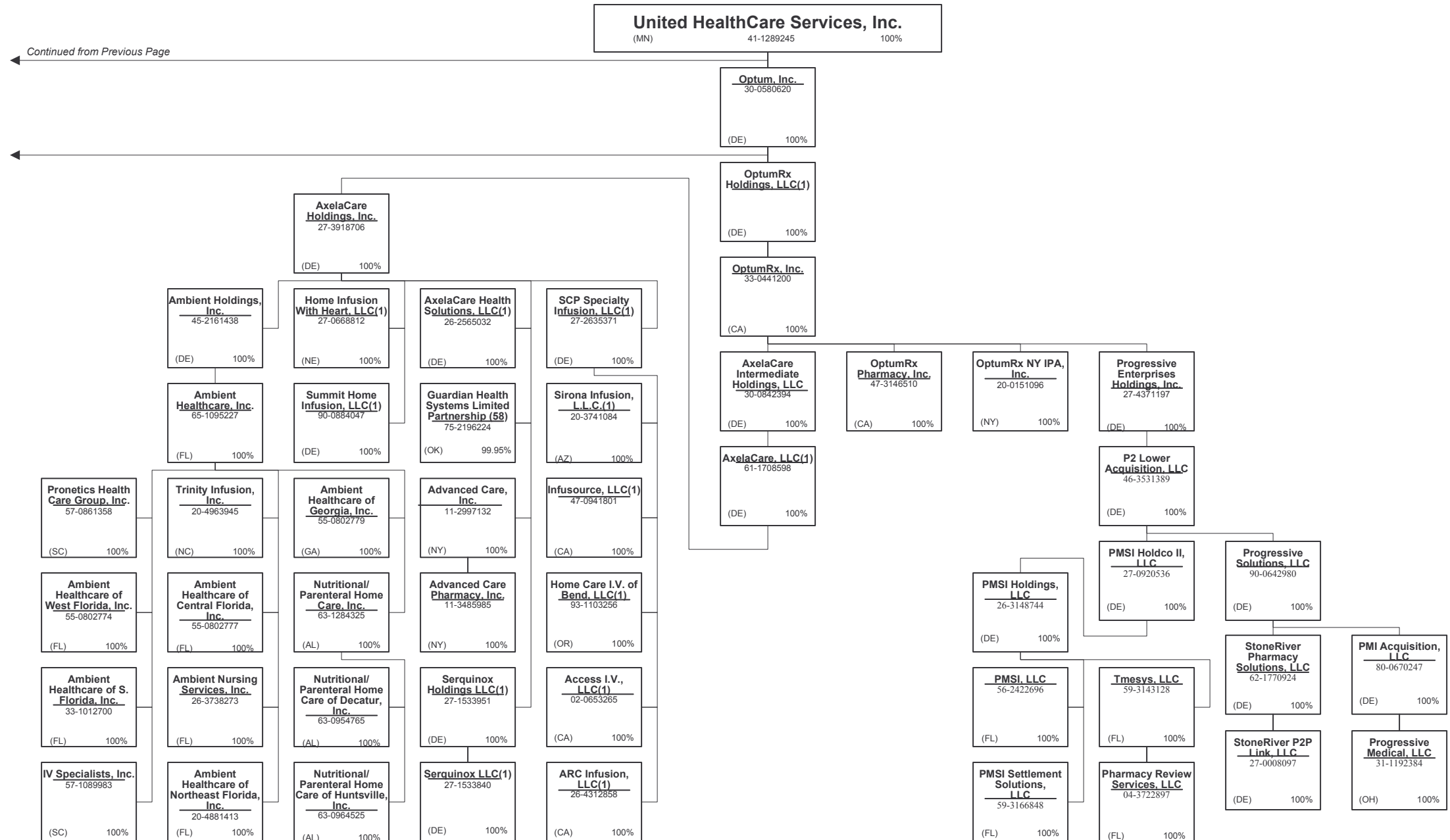
15.7

**SCHEDULE Y – INFORMATION CONCERNING ACTIVITIES OF INSURER MEMBERS OF A HOLDING COMPANY GROUP**  
**PART 1 – ORGANIZATIONAL CHART**



15.8

**SCHEDULE Y – INFORMATION CONCERNING ACTIVITIES OF INSURER MEMBERS OF A HOLDING COMPANY GROUP**  
**PART 1 – ORGANIZATIONAL CHART**



15.9

Continued from Previous Page

STATEMENT AS OF MARCH 31, 2016 OF THE UnitedHealthcare of New England, Inc.

**SCHEDULE Y – INFORMATION CONCERNING ACTIVITIES OF INSURER MEMBERS OF A HOLDING COMPANY GROUP**  
**PART 1 – ORGANIZATIONAL CHART**

**Notes**

All legal entities on the Organization Chart are Corporations unless otherwise indicated.

- (1) Entity is a Limited Liability Company
- (2) Entity is a Partnership
- (3) Entity is a Non-Profit Corporation
- (4) Control of the Foundation is based on sole membership, not the ownership of voting securities
- (5) COI Participações S.A. is 85% owned by Etho – Empresa de Tecnologia Hospitalar Ltda and 15% owned by COIPAR Participações S.A.
- (6) UnitedHealth Group Information Services Private Limited is 99.37% owned by Optum Global Solutions International B.V. The remaining 0.63 % is owned by UnitedHealth International, Inc.
- (7) UnitedHealthcare India Private Limited is 99.9935% owned by UnitedHealthcare International II B.V. and 0.0065% owned by UnitedHealth International, Inc.
- (8) General partnership interests are held by United HealthCare Services, Inc. (89.77%) and by UnitedHealthcare, Inc. (10.23%). United HealthCare Services, Inc. also holds 100% of the limited partnership interests. When combining general and limited partner interests, United HealthCare Services, Inc. owns 94.18% and UnitedHealthcare, Inc. owns 5.83%.
- (9) Branch office located in Abu Dhabi, UAE.
- (10) WellMed Medical Management, Inc. is 80% owned by Collaborative Care Holdings, LLC and 20% owned by WMG Healthcare Partners, L.P.
- (11) Seisa Serviços Integrados de Saúde Ltda is 99.99% owned by Amil Assistência Médica Internacional S.A. and 0.000008% owned by Cemed Care – Empresa de Atendimento Clinico Geral Ltda.
- (12) Optum Health & Technology (India) Private Limited is 99.996% owned by OptumHealth International B.V. and 0.004 % owned by United Behavioral Health.
- (13) INSPIRIS of Texas Physician Group is a Texas non-profit (taxable) whose sole member is Inspiris Services Company.
- (14) PrimeCare of Citrus Valley, Inc. is 80% owned by PrimeCare Medical Network, Inc. and 20% owned by Citrus Valley Medical Associates, Inc.
- (15) Optum Clinics Holdings, Inc. is 97.2% owned by Collaborative Care Holdings, LLC and 2.8% is owned by external shareholders.
- (16) QSSI Technologies India Private Limited is 99.9% owned by Quality Software Services, Inc. and 0.1% owned by an Indian citizen.
- (17) Amico Saúde Ltda. is 98.87947% owned by Amil Assistência Médica Internacional S.A. and 0.1.12053% owned by Cemed Care – Empresa de Atendimento Clinico Geral Ltda.
- (18) Esho – Empresa de Serviços Hospitalares S.A. is 99.206059% owned by Amil Assistência Médica Internacional S.A.; 0.034900% owned by Treasury Shares and .759041% owned by external shareholders.
- (19) Etho – Empresa de Tecnologia Hospitalar Ltda. 71.91% owned by Amil Assistência Médica Internacional S.A. and 28.08% owned by an external shareholder.
- (20) Orthology, Inc. is 80% owned by UnitedHealth Group Ventures, LLC and 20% owned by external shareholders.
- (21) Excellion Serviços Biomédicos S.A. is 100% owned by Esho – Empresa de Serviços Hospitalares S.A.
- (22) Branch offices in Iraq and Uganda.
- (23) Cemed Care Empresa de Atendimento Clínico Geral Ltda. Is 99.999999% owned by Amil Assistência Médica Internacional S.A. and 0.000001% owned by Amico Saúde Ltda.
- (24) Optum 360, LLC is 69% owned by Optum Rocket, Inc; the remaining 31% is owned by external holders.
- (25) Optum Health & Technology Serviços do Brasil Ltda. is 99.9961% owned by OptumHealth International B.V. and .0039% owned by OptumInsight, Inc.
- (26) Bosque Medical Center S.A. is 78.2049803% owned by Amil Assistência Médica Internacional S.A. and 21.7950197% owned by Esho – Empresa de Serviços Hospitalares S.A.
- (27) AHJV, Inc. is 75% owned by NAMM Holdings, Inc. and 25% owned by Humana, Inc.
- (28) Real Appeal, Inc. is majority-owned by UHG or one of its affiliates and the remaining 2% is owned by Real Appeal Management.
- (29) UnitedHealth Group Global Services, Inc. is 99.992% owned by Optum Global Solutions International B.V., and the remaining 0.008% is held by the company's directors.
- (30) Amil Clinical Research Participações Ltda. is 99.95% owned by Amil Lifesciences Participações Ltda. and 0.05% owned by Cemed Care – Empresa de Atendimento Clinico Geral Ltda.
- (31) Imed Star Serviços de Desempenho Organizacional Ltda. is 99.99998% owned by Optum Health & Technology Serviços do Brasil Ltda and 0.00002% owned by UHG Brasil Participações S.A.
- (32) TBD
- (33) Hospital Alvorada Taguatinga Ltda. is 74.39679% owned by Amil Assistência Médica Internacional S.A., 25.60321% by Bosque Medical Center S.A.
- (34) Amil Lifesciences Participações Ltda. Is 99.99966% owned by Amil Assistência Médica Internacional S.A. and 0.00034% owned by Cemed Care Empresa de Atendimento Clinico Geral Ltda.
- (35) FrontierMEDEX Kenya Limited is 99.9% owned by Frontier MEDEX Limited and 0.1% owned by UnitedHealthcare International I B.V.
- (36) Optum360 Services, Inc. is 69% owned by Optum Rocket, Inc.; and the remaining 31% is owned by external shareholders.
- (37) The limited partners of UnitedHealth Group International, L.P. include FMG Holdings, LLC (14.8145%), Hygeia Corporation (DE) (0.2012%) and UnitedHealth Group Incorporated (84.9843%). UnitedHealth Group International GP is the general partner of UnitedHealth Group International, L.P.
- (38) Polar II Fundo de Investimento em Participações is a Brazilian private equity investment fund incorporated in the form of a closed-end condominium.
- (39) XLHealth Corporation India Private Limited is 99.999% held by XLHealth Corporation and 0.001% is held by an officer of the Corporation.

**SCHEDULE Y – INFORMATION CONCERNING ACTIVITIES OF INSURER MEMBERS OF A HOLDING COMPANY GROUP**  
**PART 1 – ORGANIZATIONAL CHART**

**Notes**

- (40) Amil Assistência Médica Internacional S.A. is 90.23% owned by Polar II Fundo de Investimento em Participações and the remaining 9.77% is owned by the former controlling shareholders of Amil Assistência Médica Internacional S.A.
- (41) Lusiadas A.C.E. is 70% owned by Lusiadas, SGPS, S.A., 10% owned by Lusiadas – Parcerias Cascais, S.A., and 20% owned by Lusiadas, S.A.
- (42) TBD
- (43) Frontier MEDEX Tanzania Limited is 99% owned by Frontier MEDEX Limited. The remaining 1% is owned by a former officer of Frontier MEDEX Limited and is being transferred to UnitedHealthcare International I BV.
- (44) Optum Solutions do Brasil – Tecnologia e Serviços de Suporte Ltda., is 99.999996% owned by Optum Global Solutions International B.V. and 0.000004% owned by OptumHealth International B.V.
- (45) TBD
- (46) Polo Holdco, LLC is 80.1% owned by Collaborative Care Holdings, LLC and the remaining 19.9% being owned by an outside third party.
- (47) Representative office in Beijing, China.
- (48) The remaining 26% is owned by internal and external investors.
- (49) Branch office located in Hong Kong.
- (50) Dental Center Serviços Odontológicos Ltda. is 100% owned by Seisa Serviços Integrados de Saúde Ltda.
- (51) Hospital AMA S.A. is 50.48% owned by Esho – Empresa de Serviços Hospitalares S.A. and 49.52% owned by Seisa Serviços Integrados de Saúde Ltda.
- (52) WESTMED Practice Partners LLC is 86.15% owned by Collaborative Care Holdings, LLC and 13.85% owned by external shareholders.
- (53) ProHealth Medical Management, LLC is 80% owned by Collaborative Care Holdings, LLC and 20% owned by an external shareholder.
- (54) PROHEALTH FITNESS OF LAKE SUCCESS, LLC IS 82.62% owned by ProHealth Medical Management, LLC and 17.38% by an external shareholder.
- (55) Hospital Maternidade Promater Ltda is 99.99% owned by Esho – Empresa de Serviços Hospitalares S.A. and 0.00006% owned by Seisa Serviços Integrados de Saúde Ltda.
- (56) Hospital Geral e Maternidade Madre Maria Theodora Ltda. is 99.9999% owned by Esho – Empresa de Serviços Hospitalares S.A. and 0.00001% owned by Cemed Care Empresa de Atendimento Clínico Geral Ltda.
- (57) Angiografia e Hemodinâmica Madre Theodora Ltda. Is 50% owned by Esho – Empresa de Serviços Hospitalares S.A. and 50% owned by 28 individual partners.
- (58) Guardian Health Systems Limited Partnership is 99.95% owned by AxelaCare Holdings, Inc. with the remaining 0.05% interest as a limited partner being held by AxelaCare Health Solutions, LLC.

STATEMENT AS OF MARCH 31, 2016 OF THE UnitedHealthcare of New England, Inc.

**SCHEDULE Y**

**PART 1A - DETAIL OF INSURANCE HOLDING COMPANY SYSTEM**

1	2	3	4	5	6	7	8	9	10	11	12	13	14	15
Group Code	Group Name	NAIC Company Code	ID Number	Federal RSSD	CIK	Name of Securities Exchange if Publicly Traded (U.S. or International)	Names of Parent, Subsidiaries Or Affiliates	Domiciliary Location	Relationship to Reporting Entity	Directly Controlled by (Name of Entity/Person)	Type of Control (Ownership, Board, Management, Attorney-in-Fact, Influence, Other)	If Control is Ownership Provide Percentage	Ultimate Controlling Entity(ies)/Person(s)	*
		.00000	98-1258208				1031387 B.C. Unlimited Liability Company	..CAN	..NIA	OptumRx Group Holdings, Inc.	Ownership	100.000	UnitedHealth Group Incorporated	
		.00000					1069668 B.C. Ltd.	..CAN	..NIA	OptumRx Group Holdings, Inc.	Ownership	100.000	UnitedHealth Group Incorporated	
		.00000	27-2624551				310 Canyon Medical, LLC	..CA	..NIA	Monarch Management Services, Inc.	Ownership	100.000	UnitedHealth Group Incorporated	
		.00000	02-0653265				Access I.V., LLC	..CA	..NIA	SCP Specialty Infusion, LLC	Ownership	100.000	UnitedHealth Group Incorporated	
		.00000	41-1913523				ACN Group IPA of New York, Inc.	..NY	..NIA	OptumHealth Care Solutions, Inc.	Ownership	100.000	UnitedHealth Group Incorporated	
		.00000	27-0015861				ACN Group of California, Inc.	..CA	..IA	OptumHealth Care Solutions, Inc.	Ownership	100.000	UnitedHealth Group Incorporated	
		.00000	11-3485985				Advanced Care Pharmacy, Inc.	..NY	..NIA	Advanced Care, Inc.	Ownership	100.000	UnitedHealth Group Incorporated	
		.00000	11-2997132				Advanced Care, Inc.	..NY	..NIA	AxelaCare Holdings, Inc.	Ownership	100.000	UnitedHealth Group Incorporated	
		.00000	38-3849068				AHJV MSO, Inc.	..DE	..NIA	AHJV, Inc.	Ownership	100.000	UnitedHealth Group Incorporated	
		.00000	38-3849066				AHJV, Inc.	..DE	..NIA	NAMM Holdings, Inc.	Ownership	100.000	UnitedHealth Group Incorporated	
		.00000	22-3493126				Alere Health Improvement Company	..DE	..NIA	Alere Health, LLC	Ownership	100.000	UnitedHealth Group Incorporated	
		.00000	26-2564744				Alere Health, LLC	..DE	..NIA	OptumHealth Care Solutions, Inc.	Ownership	100.000	UnitedHealth Group Incorporated	
		.00000					Alere Healthcare of Illinois, Inc.	..GA	..NIA	Alere Women's and Children's Health, LLC	Ownership	100.000	UnitedHealth Group Incorporated	
		.00000	58-2068880							Alere Women's and Children's Health, LLC	Ownership	100.000	UnitedHealth Group Incorporated	
		.00000	58-1873062				Alere of New York, Inc.	..NY	..NIA		Ownership	100.000	UnitedHealth Group Incorporated	
		.00000	20-0231080				Alere Wellbeing, Inc.	..DE	..NIA	Alere Health, LLC	Ownership	100.000	UnitedHealth Group Incorporated	
		.00000	54-1776557				Alere Wellology, Inc.	..DE	..NIA	Alere Health, LLC	Ownership	100.000	UnitedHealth Group Incorporated	
		.00000	58-2205984				Alere Women's and Children's Health, LLC	..DE	..NIA	Alere Health, LLC	Ownership	100.000	UnitedHealth Group Incorporated	
..0707	UnitedHealth Group Incorporated	82406	35-1665915				All Savers Insurance Company	..TN	..IA	Golden Rule Financial Corporation	Ownership	100.000	UnitedHealth Group Incorporated	
..0707	UnitedHealth Group Incorporated	73130	35-1744596				All Savers Life Insurance Company of California	..CA	..IA	Golden Rule Financial Corporation	Ownership	100.000	UnitedHealth Group Incorporated	
		.00000	55-0802777				Ambient Healthcare of Central Florida, Inc.	..FL	..NIA	Ambient Healthcare, Inc.	Ownership	100.000	UnitedHealth Group Incorporated	
		.00000	55-0802779				Ambient Healthcare of Georgia, Inc.	..GA	..NIA	Ambient Healthcare, Inc.	Ownership	100.000	UnitedHealth Group Incorporated	
		.00000	20-4881413				Ambient Healthcare of Northeast Florida, Inc.	..FL	..NIA	Ambient Healthcare, Inc.	Ownership	100.000	UnitedHealth Group Incorporated	
		.00000	33-1012700				Ambient Healthcare of S. Florida, Inc.	..FL	..NIA	Ambient Healthcare, Inc.	Ownership	100.000	UnitedHealth Group Incorporated	
		.00000	55-0802774				Ambient Healthcare of West Florida, Inc.	..FL	..NIA	Ambient Healthcare, Inc.	Ownership	100.000	UnitedHealth Group Incorporated	
		.00000	65-1095227				Ambient Healthcare, Inc.	..FL	..NIA	Ambient Holdings, Inc.	Ownership	100.000	UnitedHealth Group Incorporated	
		.00000	45-2161438				Ambient Holdings, Inc.	..DE	..NIA	AxelaCare Holdings, Inc.	Ownership	100.000	UnitedHealth Group Incorporated	
		.00000	26-3738273				Ambient Nursing Services, Inc.	..FL	..NIA	Ambient Healthcare, Inc.	Ownership	100.000	UnitedHealth Group Incorporated	
		.00000	54-1743136				AmeriChoice Corporation	..DE	..NIA	UnitedHealth Group Incorporated	Ownership	100.000	UnitedHealth Group Incorporated	
..0707	UnitedHealth Group Incorporated	13178	26-2481299				AmeriChoice Health Services, Inc.	..DE	..NIA	AmeriChoice Corporation	Ownership	100.000	UnitedHealth Group Incorporated	
..0707	UnitedHealth Group Incorporated	95497	22-3368602				AmeriChoice of Connecticut, Inc.	..CT	..IA	AmeriChoice Corporation	Ownership	100.000	UnitedHealth Group Incorporated	
		.00000	98-1108620				AmeriChoice of New Jersey, Inc.	..NJ	..IA	AmeriChoice Corporation	Ownership	100.000	UnitedHealth Group Incorporated	
		.00000					Amil Assistência Médica Internacional S.A.	..BRA	..NIA	Amil Assistência Médica Internacional S.A.	Ownership	98.879	UnitedHealth Group Incorporated	
		.00000	98-1108620				Amico Saúde Ltda.	..BRA	..NIA	Cemed Care - Empresa de Atendimento Clínico Geral Ltda.	Ownership	1.121	UnitedHealth Group Incorporated	
		.00000					Amil Assistência Médica Internacional S.A.	..BRA	..NIA	Polar II Fundo de Investimento em Participações	Ownership	90.230	UnitedHealth Group Incorporated	2
		.00000	98-1109085				Amil Clinical Research Participações Ltda.	..BRA	..NIA	Esho - Empresa de Serviços Hospitalares S.A.	Ownership	99.950	UnitedHealth Group Incorporated	
		.00000	98-1109085				Amil Clinical Research Participações Ltda.	..BRA	..NIA	Cemed Care - Empresa de Atendimento Clínico Geral Ltda.	Ownership	0.050	UnitedHealth Group Incorporated	
		.00000	98-1138212				AMIL International S.á.r.l.	..LUX	..NIA	Amil Assistência Médica Internacional S.A.	Ownership	100.000	UnitedHealth Group Incorporated	
		.00000	98-1110579				Amil Lifesciences Participações Ltda.	..BRA	..NIA	Amil Assistência Médica Internacional S.A.	Ownership	100.000	UnitedHealth Group Incorporated	



STATEMENT AS OF MARCH 31, 2016 OF THE UnitedHealthcare of New England, Inc.

**SCHEDULE Y**

**PART 1A - DETAIL OF INSURANCE HOLDING COMPANY SYSTEM**

1	2	3	4	5	6	7	8	9	10	11	12	13	14	15
Group Code	Group Name	NAIC Company Code	ID Number	Federal RSSD	CIK	Name of Securities Exchange if Publicly Traded (U.S. or International)	Names of Parent, Subsidiaries Or Affiliates	Domiciliary Location	Relationship to Reporting Entity	Directly Controlled by (Name of Entity/Person)	Type of Control (Ownership, Board, Management, Attorney-in-Fact, Influence, Other)	If Control is Ownership Provide Percentage	Ultimate Controlling Entity(ies)/Person(s)	*
		00000	98-1110579				Amil Lifesciences Participações Ltda. ....	BRA	NIA	Cemed Care - Empresa de Atendimento Clínico Geral Ltda. ....	Ownership	0.0000	UnitedHealth Group Incorporated	
		00000					Angiografia e Hemodinâmica Madre Theodora Ltda. ....	BRA	NIA	Esho - Empresa de Serviços Hospitalares S.A. ....	Ownership	50.0000	UnitedHealth Group Incorporated	2
		00000	27-2068687				AppleCare Medical Management, LLC	DE	NIA	Collaborative Care Holdings, LLC	Ownership	100.0000	UnitedHealth Group Incorporated	
		00000	26-4312858				ARC Infusion, LLC	CA	NIA	SCP Specialty Infusion, LLC	Ownership	100.0000	UnitedHealth Group Incorporated	
		00000	86-0813232				Arizona Physicians IPA, Inc.	AZ	IA	UnitedHealthcare, Inc.	Ownership	100.0000	UnitedHealth Group Incorporated	
		00000	90-0369702				ASI Global, LLC	TX	NIA	FrontierMEDEX, Inc.	Ownership	100.0000	UnitedHealth Group Incorporated	
		00000	26-3878957				AssuranceRx, LLC	AL	NIA	BriovaRx, LLC	Ownership	100.0000	UnitedHealth Group Incorporated	
		00000	47-0990056				Audax Health Solutions, LLC	DE	NIA	Rally Health, Inc.	Ownership	100.0000	UnitedHealth Group Incorporated	
		00000	80-0368187				Aveta Arizona, Inc.	AZ	NIA	NAMM Holdings, Inc.	Ownership	100.0000	UnitedHealth Group Incorporated	
		00000	90-0632302				Aveta Health Solutions Inc.	DE	NIA	NAMM Holdings, Inc.	Ownership	100.0000	UnitedHealth Group Incorporated	
		00000	20-4057813				Aveta Inc.	DE	NIA	Collaborative Care Holdings, LLC	Ownership	100.0000	UnitedHealth Group Incorporated	
		00000	27-2823524				Aveta Kansas City, Inc.	KS	NIA	NAMM Holdings, Inc.	Ownership	100.0000	UnitedHealth Group Incorporated	
		00000	36-4704309				Aveta Tennessee, Inc	DE	NIA	NAMM Holdings, Inc.	Ownership	100.0000	UnitedHealth Group Incorporated	
		00000	26-2565032				AxelaCare Health Solutions, LLC	DE	NIA	AxelaCare Holdings, Inc.	Ownership	100.0000	UnitedHealth Group Incorporated	
		00000	27-3918706		0001507772		AxelaCare Holdings, Inc.	DE	NIA	AxelaCare, LLC	Ownership	100.0000	UnitedHealth Group Incorporated	
		00000	30-0842394				AxelaCare Intermediate Holdings, LLC	DE	NIA	OptumRx, Inc.	Ownership	100.0000	UnitedHealth Group Incorporated	
		00000	61-1708598				AxelaCare, LLC	DE	NIA	AxelaCare Intermediate Holdings, LLC	Ownership	100.0000	UnitedHealth Group Incorporated	
		00000	88-0267857				Behavioral Healthcare Options, Inc.	NV	NIA	Sierra Health Services, Inc.	Ownership	100.0000	UnitedHealth Group Incorporated	
		00000	98-1112673				Bosque Medical Center S.A.	BRA	NIA	Amil Assistência Médica Internacional S.A. ....	Ownership	78.2100	UnitedHealth Group Incorporated	
		00000	98-1112673				Bosque Medical Center S.A.	BRA	NIA	Esho - Empresa de Serviços Hospitalares S.A. ....	Ownership	21.7900	UnitedHealth Group Incorporated	
		00000	27-1930321				BriovaRx of Georgia, LLC	GA	NIA	BriovaRx, LLC	Ownership	100.0000	UnitedHealth Group Incorporated	
		00000	27-2348504				BriovaRx of Hawaii, LLC	HI	NIA	OptumRx PBM of Illinois, Inc.	Ownership	100.0000	UnitedHealth Group Incorporated	
		00000	46-2731176				BriovaRx of Indiana, LLC	IN	NIA	OptumRx PBM of Illinois, Inc.	Ownership	100.0000	UnitedHealth Group Incorporated	
		00000	46-2790537				BriovaRx of Louisiana, LLC	LA	NIA	BriovaRx, LLC	Ownership	100.0000	UnitedHealth Group Incorporated	
		00000	01-0516051				BriovaRx of Maine, Inc.	ME	NIA	OptumRx PBM of Illinois, Inc.	Ownership	100.0000	UnitedHealth Group Incorporated	
		00000	27-3331130				BriovaRx of Massachusetts, LLC	MA	NIA	OptumRx PBM of Illinois, Inc.	Ownership	100.0000	UnitedHealth Group Incorporated	
		00000	45-2532834				BriovaRx of Nevada, LLC	NV	NIA	OptumRx PBM of Illinois, Inc.	Ownership	100.0000	UnitedHealth Group Incorporated	
		00000	20-2719823				BriovaRx of Texas, Inc.	TX	NIA	Catamaran Home Delivery of Florida, Inc.	Ownership	100.0000	UnitedHealth Group Incorporated	
		00000	55-0824381				BriovaRx, LLC	AL	NIA	BriovaRx of Maine, Inc.	Ownership	100.0000	UnitedHealth Group Incorporated	
		00000	46-1981651				Cardio Management, Inc.	DE	NIA	OrthoNet Holdings, Inc.	Ownership	100.0000	UnitedHealth Group Incorporated	
		00000	20-8375685				Care Improvement Plus Group Management, LLC	MD	NIA	XLHealth Corporation	Ownership	100.0000	UnitedHealth Group Incorporated	
0707	UnitedHealth Group Incorporated	12558	45-4976934				Care Improvement Plus of Texas Insurance Company	TX	IA	XLHealth Corporation	Ownership	100.0000	UnitedHealth Group Incorporated	
0707	UnitedHealth Group Incorporated	12567	20-3888112				Care Improvement Plus South Central Insurance Company	AR	IA	XLHealth Corporation	Ownership	100.0000	UnitedHealth Group Incorporated	
0707	UnitedHealth Group Incorporated	14041	27-5038136				Care Improvement Plus Wisconsin Insurance Company	WI	IA	XLHealth Corporation	Ownership	100.0000	UnitedHealth Group Incorporated	
		00000	20-5807941				Catalyst360, LLC	DE	NIA	Optum Services, Inc.	Ownership	100.0000	UnitedHealth Group Incorporated	
		00000	31-1728846				Catamaran Discount Card Services, LLC	DE	NIA	OptumRx PBM of Illinois, Inc.	Ownership	100.0000	UnitedHealth Group Incorporated	
		00000	46-0666840				Catamaran Health Solutions, LLC	DE	NIA	OptumRx Administrative Services, LLC	Ownership	100.0000	UnitedHealth Group Incorporated	
		00000	80-0870454				Catamaran Holdings I, LLC	DE	NIA	1031387 B.C. Unlimited Liability Company	Ownership	100.0000	UnitedHealth Group Incorporated	
		00000	11-3647935				Catamaran Home Delivery of Florida, Inc.	DE	NIA	OptumRx PBM of Illinois, Inc.	Ownership	100.0000	UnitedHealth Group Incorporated	
0707	UnitedHealth Group Incorporated	69647	31-0628424				Catamaran Insurance of Ohio, Inc.	OH	IA	OptumRx PBM of Maryland, Inc.	Ownership	100.0000	UnitedHealth Group Incorporated	
		00000	20-0218027				Catamaran IPA III, Inc.	NY	NIA	Catamaran PBM of Illinois II, Inc.	Ownership	100.0000	UnitedHealth Group Incorporated	

STATEMENT AS OF MARCH 31, 2016 OF THE UnitedHealthcare of New England, Inc.

**SCHEDULE Y**

**PART 1A - DETAIL OF INSURANCE HOLDING COMPANY SYSTEM**

1	2	3	4	5	6	7	8	9	10	11	12	13	14	15
Group Code	Group Name	NAIC Company Code	ID Number	Federal RSSD	CIK	Name of Securities Exchange if Publicly Traded (U.S. or International)	Names of Parent, Subsidiaries Or Affiliates	Domiciliary Location	Relationship to Reporting Entity	Directly Controlled by (Name of Entity/Person)	Type of Control (Ownership, Board, Management, Attorney-in-Fact, Influence, Other)	If Control is Ownership Provide Percentage	Ultimate Controlling Entity(ies)/Person(s)	*
		.0000	27-4241298				Catamaran Mail, LLC	.DE	NIA	Catamaran Health Solutions, LLC	Ownership	100.000	UnitedHealth Group Incorporated	
		.0000					Catamaran Newco, LLC	.DE	NIA	Catamaran Holdings I, LLC	Ownership	100.000	UnitedHealth Group Incorporated	
		.0000	27-3419292				Catamaran of Pennsylvania, LLC	.DE	NIA	Catamaran Health Solutions, LLC	Ownership	100.000	UnitedHealth Group Incorporated	
		.0000	36-4049815				Catamaran PBM of Illinois II, Inc.	.IL	NIA	OptumRx PBM of Maryland, Inc.	Ownership	100.000	UnitedHealth Group Incorporated	
		.0000	26-1424534				Catamaran PBM of Puerto Rico, LLC	.NV	NIA	OptumRx PBM of Maryland, Inc.	Ownership	100.000	UnitedHealth Group Incorporated	
		.0000	16-1767416				Catamaran PD of Pennsylvania, LLC	.PA	NIA	Catamaran of Pennsylvania, LLC	Ownership	100.000	UnitedHealth Group Incorporated	
		.0000	26-1438879				Catamaran PD of Puerto Rico, LLC	.NV	NIA	OptumRx PBM of Maryland, Inc.	Ownership	100.000	UnitedHealth Group Incorporated	
		.0000	88-0373347				Catamaran Pharmacy of Nevada, Inc.	.NV	NIA	Catamaran Health Solutions, LLC	Ownership	100.000	UnitedHealth Group Incorporated	
		.0000	26-3633484				Catamaran Rebate Management, Inc.	.NV	NIA	OptumRx PBM of Maryland, Inc. 1031387 B.C. Unlimited Liability Company	Ownership	100.000	UnitedHealth Group Incorporated	
		.0000	98-1069737				Catamaran S.á.r.l.	.LUX	NIA		Ownership	100.000	UnitedHealth Group Incorporated	
		.0000	26-0543382				Catamaran Senior Services, LLC	.AL	NIA	Optum Hospice Pharmacy Services, LLC	Ownership	100.000	UnitedHealth Group Incorporated	
		.0000	98-1111491				Cemed Care - Empresa de Atendimento Clínico Geral Ltda.	.BRA	NIA	Amil Assistência Médica Internacional S.A.	Ownership	100.000	UnitedHealth Group Incorporated	
		.0000	98-1111491				Cemed Care - Empresa de Atendimento Clínico Geral Ltda.	.BRA	NIA	Amico Saúde Ltda.	Ownership	0.000	UnitedHealth Group Incorporated	
		.0000	98-1094627				ChinaGate (Hong Kong) Limited	.HKG	NIA	Optum, Inc.	Ownership	100.000	UnitedHealth Group Incorporated	
		.0000					ChinaGate Company Limited	.CHN	NIA	ChinaGate (Hong Kong) Limited	Ownership	100.000	UnitedHealth Group Incorporated	
		.0000					CMS - Central de Manipulação e Serviços Farmacêuticos S.A.	.BRA	NIA	COI - Clínicas Oncológicas Integradas S.A.	Ownership	100.000	UnitedHealth Group Incorporated	
		.0000	56-2674371				Coachella Valley Physicians of PrimeCare, Inc.	.CA	NIA	PrimeCare Medical Network, Inc.	Ownership	100.000	UnitedHealth Group Incorporated	
		.0000	27-1193028				Coalition For Advanced Pharmacy Services, LLC	.DE	NIA	Catamaran Health Solutions, LLC	Ownership	100.000	UnitedHealth Group Incorporated	
		.0000					COI - Clínicas Oncológicas Integradas S.A.	.BRA	NIA	COI Participações S.A.	Ownership	100.000	UnitedHealth Group Incorporated	
		.0000					COI Participações S.A.	.BRA	NIA	Esho - Empresa de Serviços Hospitalares S.A.	Ownership	85.000	UnitedHealth Group Incorporated	2
		.0000	27-2337616				Collaborative Care Holdings, LLC	.DE	NIA	OptumHealth Holdings, LLC	Ownership	100.000	UnitedHealth Group Incorporated	
		.0000	27-2337487				Collaborative Care Services, Inc.	.DE	NIA	Collaborative Care Holdings, LLC	Ownership	100.000	UnitedHealth Group Incorporated	
		.0000	27-3470466				Collaborative Care Solutions, LLC	.DE	NIA	Collaborative Care Services, Inc.	Ownership	100.000	UnitedHealth Group Incorporated	
		.0000	45-2614005				Collaborative Realty, LLC	.NY	NIA	Collaborative Care Holdings, LLC	Ownership	100.000	UnitedHealth Group Incorporated	
		.0000	11-3647007				Comfort Care Transportation, LLC	.TX	NIA	WellMed Medical Management, Inc.	Ownership	100.000	UnitedHealth Group Incorporated	
		.0000	61-1351358				Commonwealth Administrators, LLC	.KY	NIA	UMR, Inc.	Ownership	100.000	UnitedHealth Group Incorporated	
		.0000	20-1825933				Connexions HCl, LLC	.FL	NIA	Connexions, Inc.	Ownership	100.000	UnitedHealth Group Incorporated	
		.0000	59-3684411				Connexions, Inc.	.FL	NIA	OptumHealth Holdings, LLC	Ownership	100.000	UnitedHealth Group Incorporated	
		.0000	20-5654789				Crescent Drug Corp.	.NY	NIA	Salveo Specialty Pharmacy, Inc.	Ownership	100.000	UnitedHealth Group Incorporated	
		.0000	26-0080565				Cypress Care, Inc.	.DE	NIA	Healthcare Solutions, Inc.	Ownership	100.000	UnitedHealth Group Incorporated	
		.0000					Day-Op Surgery Consulting Company, LLC	.DE	NIA	ProHEALTH Medical Management, LLC	Ownership	100.000	UnitedHealth Group Incorporated	
		.0000	52-1811176				DBP Services of New York IPA, Inc.	.NY	NIA	Dental Benefit Providers, Inc.	Ownership	100.000	UnitedHealth Group Incorporated	
		.0000					Dental Benefit Providers of California, Inc.	.CA	IA	Dental Benefit Providers, Inc.	Ownership	100.000	UnitedHealth Group Incorporated	
		.0000	52-1452809				Dental Benefit Providers of Illinois, Inc.	.IL	IA	Dental Benefit Providers, Inc.	Ownership	100.000	UnitedHealth Group Incorporated	
.0707	UnitedHealth Group Incorporated	52053	36-4008355				Dental Benefit Providers, Inc.	.DE	NIA	United HealthCare Services, Inc.	Ownership	100.000	UnitedHealth Group Incorporated	
		.0000	41-2014834				Dental Benefit Providers, Inc.	.DE	NIA	Esho - Empresa de Serviços Hospitalares S.A.	Ownership	80.000	UnitedHealth Group Incorporated	2
		.0000	30-0238641				Dilab Medicina Nuclear Ltda.	.BRA	NIA	OptumHealth Holdings, LLC	Ownership	100.000	UnitedHealth Group Incorporated	
		.0000					Distance Learning Network, Inc.	.DE	NIA	OptumHealth Holdings, LLC	Ownership	100.000	UnitedHealth Group Incorporated	
		.0000					Duncan Printing Services, LLC	.SC	NIA	UnitedHealthcare Insurance Company	Ownership	100.000	UnitedHealth Group Incorporated	
		.0000	59-3625966				DWIC of Tampa Bay, Inc.	.FL	NIA	MedExpress Development, LLC	Ownership	100.000	UnitedHealth Group Incorporated	
		.0000	84-1162764				Electronic Network Systems, Inc.	.DE	NIA	OptumInsight, Inc.	Ownership	100.000	UnitedHealth Group Incorporated	

STATEMENT AS OF MARCH 31, 2016 OF THE UnitedHealthcare of New England, Inc.

**SCHEDULE Y**

**PART 1A - DETAIL OF INSURANCE HOLDING COMPANY SYSTEM**

1	2	3	4	5	6	7	8	9	10	11	12	13	14	15
Group Code	Group Name	NAIC Company Code	ID Number	Federal RSSD	CIK	Name of Securities Exchange if Publicly Traded (U.S. or International)	Names of Parent, Subsidiaries Or Affiliates	Domiciliary Location	Relationship to Reporting Entity	Directly Controlled by (Name of Entity/Person)	Type of Control (Ownership, Board, Management, Attorney-in-Fact, Influence, Other)	If Control is Ownership Provide Percentage	Ultimate Controlling Entity(ies)/Person(s)	*
		00000	98-1103713				ELG FZE	ARE	NIA	Frontier MEDEX Limited	Ownership	100.000	UnitedHealth Group Incorporated	
		00000	98-1111172				Esho - Empresa de Serviços Hospitalares S.A.	BRA	NIA	Amil Assistência Médica Internacional S.A.	Ownership	99.206	UnitedHealth Group Incorporated	5
		00000					Etho - Empresa de Tecnologia Hospitalar Ltda.	BRA	NIA	Amil Assistência Médica Internacional S.A.	Ownership	71.910	UnitedHealth Group Incorporated	2
		00000	86-0964571				Evercare Collaborative Solutions, Inc.	DE	NIA	Ovations, Inc.	Ownership	100.000	UnitedHealth Group Incorporated	
		00000	98-1111239				Excellion Serviços Biomédicos S.A.	BRA	NIA	Esho - Empresa de Serviços Hospitalares S.A.	Ownership	100.000	UnitedHealth Group Incorporated	
		00000	11-3669765				Executive Health Resources, Inc.	PA	NIA	OptumInsight, Inc.	Ownership	100.000	UnitedHealth Group Incorporated	
		00000					Exploration for Mine Clearance LLC	IRQ	NIA	Frontier MEDEX Limited	Ownership	100.000	UnitedHealth Group Incorporated	
		00000	98-1113428				Exploration Logistics B.C. Ltd.	CAN	NIA	FrontierMEDEX Canada Limited	Ownership	100.000	UnitedHealth Group Incorporated	
		00000	88-0223385				Family Health Care Services	NV	NIA	Sierra Health Services, Inc.	Ownership	100.000	UnitedHealth Group Incorporated	
		00000	88-0257036				Family Home Hospice, Inc.	NV	NIA	Sierra Health Services, Inc.	Ownership	100.000	UnitedHealth Group Incorporated	
		00000	26-4106571				First Rx Specialty & Mail Services, LLC	DE	NIA	Catamaran Health Solutions, LLC	Ownership	100.000	UnitedHealth Group Incorporated	
		00000	35-2456267				FMG Holdings, LLC	DE	NIA	UnitedHealth Group Incorporated	Ownership	100.000	UnitedHealth Group Incorporated	
		00000	86-0908902				FOR HEALTH OF ARIZONA, INC.	AZ	NIA	For Health, Inc.	Ownership	100.000	UnitedHealth Group Incorporated	
		00000	33-0766617				For Health, Inc.	DE	NIA	Inspiris, Inc.	Ownership	100.000	UnitedHealth Group Incorporated	
		00000					Frontier MEDEX Limited	GBR	NIA	UnitedHealthcare International I B.V.	Ownership	100.000	UnitedHealth Group Incorporated	
		00000					Frontier Medex Tanzania Limited	TZA	NIA	Frontier MEDEX Limited	Ownership	99.000	UnitedHealth Group Incorporated	4
		00000	68-0679514				FrontierMEDEX (RMS), Inc.	DE	NIA	FMG Holdings, LLC	Ownership	100.000	UnitedHealth Group Incorporated	
		00000	98-1103497				FrontierMEDEX Canada Holdings Ltd.	CAN	NIA	UnitedHealthcare International I B.V.	Ownership	100.000	UnitedHealth Group Incorporated	
		00000	98-1104429				FrontierMEDEX Canada Limited	CAN	NIA	FrontierMEDEX Canada Holdings Ltd.	Ownership	100.000	UnitedHealth Group Incorporated	
		00000	45-5339512				FrontierMEDEX Government Services, LLC	DE	NIA	FMG Holdings, LLC	Ownership	100.000	UnitedHealth Group Incorporated	
		00000	98-1147103				FrontierMEDEX Kenya Limited	KEN	NIA	Frontier MEDEX Limited	Ownership	99.900	UnitedHealth Group Incorporated	
		00000	98-1147103				FrontierMEDEX Kenya Limited	KEN	NIA	UnitedHealthcare International I B.V.	Ownership	0.100	UnitedHealth Group Incorporated	
		00000	98-1101521				FrontierMEDEX Limited	IRQ	NIA	Frontier MEDEX Limited	Ownership	100.000	UnitedHealth Group Incorporated	
		00000	33-1219808				FrontierMEDEX US, Inc.	DE	NIA	FMG Holdings, LLC	Ownership	100.000	UnitedHealth Group Incorporated	
		00000	52-2230470				FrontierMEDEX, Inc.	MIN	NIA	FrontierMEDEX US, Inc.	Ownership	100.000	UnitedHealth Group Incorporated	
		00000	37-0920164				gethealthinsurance.com Agency Inc.	IN	NIA	Golden Rule Financial Corporation	Ownership	100.000	UnitedHealth Group Incorporated	
		00000	20-3420886				Golden Outlook, Inc.	CA	NIA	Collaborative Care Holdings, LLC	Ownership	100.000	UnitedHealth Group Incorporated	
		00000	37-0855360				Golden Rule Financial Corporation	DE	NIA	UnitedHealth Group Incorporated	Ownership	100.000	UnitedHealth Group Incorporated	
.0707	UnitedHealth Group Incorporated	62286	37-6028756	3057283			Golden Rule Insurance Company	IN	IA	Golden Rule Financial Corporation	Ownership	100.000	UnitedHealth Group Incorporated	
		00000	75-2196224				Guardian Health Systems Limited Partnership	OK	NIA	AxelaCare Holdings, Inc.	Ownership	99.950	UnitedHealth Group Incorporated	
		00000	75-2196224				Guardian Health Systems Limited Partnership	OK	NIA	AxelaCare Health Solutions, LLC	Ownership	0.050	UnitedHealth Group Incorporated	
.0707	UnitedHealth Group Incorporated	79480	35-1279304				H&W Indemnity (SPC), Ltd.	CYM	NIA	UnitedHealth Group Incorporated	Ownership	100.000	UnitedHealth Group Incorporated	
.0707	UnitedHealth Group Incorporated	43893	13-3584296				Harken Health Insurance Company	WI	IA	UnitedHealthcare, Inc.	Ownership	100.000	UnitedHealth Group Incorporated	
.0707	UnitedHealth Group Incorporated	96342	88-0201035				Health Business Systems, Inc.	PA	NIA	OptumRx Administrative Services, LLC	Ownership	100.000	UnitedHealth Group Incorporated	
.0707	UnitedHealth Group Incorporated	00000	98-0153069				Health Net Insurance of New York, Inc.	NY	IA	Oxford Health Plans LLC	Ownership	100.000	UnitedHealth Group Incorporated	
.0707	UnitedHealth Group Incorporated	00000	98-0153069				Health Net Services (Bermuda) Ltd.	BMU	NIA	Oxford Health Plans LLC	Ownership	100.000	UnitedHealth Group Incorporated	
		00000	98-1098167				Health Plan of Nevada, Inc.	NV	IA	Sierra Health Services, Inc.	Ownership	100.000	UnitedHealth Group Incorporated	
		00000	95-4763349				Health Technology Analysts Pty Limited	AUS	NIA	OptumInsight, Inc.	Ownership	100.000	UnitedHealth Group Incorporated	
		00000	77-0693060				HealthAllies, Inc.	DE	NIA	OptumHealth Holdings, LLC	Ownership	100.000	UnitedHealth Group Incorporated	
		00000	84-1472832				Healthcare Solutions, Inc.	DE	NIA	OptumRx Administrative Services, LLC	Ownership	100.000	UnitedHealth Group Incorporated	
		00000	93-1103256				Highlands Ranch Healthcare, LLC	CO	NIA	Urgent Care MSO, LLC	Ownership	100.000	UnitedHealth Group Incorporated	
		00000	27-0668812				Home Care I.V. of Bend, LLC	OR	NIA	SCP Specialty Infusion, LLC	Ownership	100.000	UnitedHealth Group Incorporated	
		00000	20-8910978				Home Infusion With Heart, LLC	NE	NIA	AxelaCare Holdings, Inc.	Ownership	100.000	UnitedHealth Group Incorporated	
		00000					Hospice Inspiris Holdings, Inc.	TN	NIA	Inspiris, Inc.	Ownership	100.000	UnitedHealth Group Incorporated	
		00000					Hospitals Associados de Pernambuco Ltda.	BRA	NIA	Esho - Empresa de Serviços Hospitalares S.A.	Ownership	90.000	UnitedHealth Group Incorporated	2

STATEMENT AS OF MARCH 31, 2016 OF THE UnitedHealthcare of New England, Inc.

**SCHEDULE Y**  
**PART 1A - DETAIL OF INSURANCE HOLDING COMPANY SYSTEM**

1	2	3	4	5	6	7	8	9	10	11	12	13	14	15
Group Code	Group Name	NAIC Company Code	ID Number	Federal RSSD	CIK	Name of Securities Exchange if Publicly Traded (U.S. or International)	Names of Parent, Subsidiaries Or Affiliates	Domiciliary Location	Relationship to Reporting Entity	Directly Controlled by (Name of Entity/Person)	Type of Control (Ownership, Board, Management, Attorney-in-Fact, Influence, Other)	If Control is Ownership Provide Percentage	Ultimate Controlling Entity(ies)/Person(s)	*
		00000	98-1111920				Hospital Alvorada de Taguatinga Ltda.	BRA	NIA	Amil Assistência Médica Internacional S.A.	Ownership	74.397	UnitedHealth Group Incorporated	
		00000	98-1111920				Hospital Alvorada de Taguatinga Ltda.	BRA	NIA	Bosque Medical Center S.A.	Ownership	25.603	UnitedHealth Group Incorporated	
		00000	98-1202916				Hospital AMA S.A.	BRA	NIA	Esho – Empresa de Serviços Hospitalares S.A.	Ownership	50.480	UnitedHealth Group Incorporated	
		00000	98-1202916				Hospital AMA S.A.	BRA	NIA	Seisa Serviços Integrados de Saúde Ltda.	Ownership	49.520	UnitedHealth Group Incorporated	
		00000	98-1203135				Hospital Carlos Chagas S.A.	BRA	NIA	Esho – Empresa de Serviços Hospitalares S.A.	Ownership	100.000	UnitedHealth Group Incorporated	
		00000					Hospital Maternidade Promater Ltda.	BRA	NIA	Esho – Empresa de Serviços Hospitalares S.A.	Ownership	100.000	UnitedHealth Group Incorporated	
		00000					Hospital Maternidade Promater Ltda.	BRA	NIA	Seisa Serviços Integrados de Saúde Ltda.	Ownership	0.000	UnitedHealth Group Incorporated	
		00000	26-2912304				Humedica, Inc.	DE	NIA	United HealthCare Services, Inc.	Ownership	100.000	UnitedHealth Group Incorporated	
		00000	36-4331825				Hygeia Corporation	DE	NIA	UnitedHealth International, Inc.	Ownership	100.000	UnitedHealth Group Incorporated	
		00000	98-1099968				Hygeia Corporation	CAN	NIA	UnitedHealth Group International L.P.	Ownership	100.000	UnitedHealth Group Incorporated	
		00000					Imed Star – Serviços de Desempenho Organizacional Ltda.	BRA	NIA	Optum Health & Technology Serviços do Brasil Ltda.	Ownership	100.000	UnitedHealth Group Incorporated	
		00000					Imed Star – Serviços de Desempenho Organizacional Ltda.	BRA	NIA	UHG Brasil Participações S.A.	Ownership	0.000	UnitedHealth Group Incorporated	
		00000	47-0941801				Infusource, LLC	CA	NIA	SCP Specialty Infusion, LLC	Ownership	100.000	UnitedHealth Group Incorporated	
		00000	62-1641102				Ingram & Associates, LLC	TN	NIA	Optum360, LLC	Ownership	100.000	UnitedHealth Group Incorporated	
		00000	88-0482274				inPharmative, Inc.	NV	NIA	Catamaran Health Solutions, LLC	Ownership	100.000	UnitedHealth Group Incorporated	
		00000	13-4138668				INSPIRIS of New York IPA, Inc.	NY	NIA	Inspiris, Inc.	Ownership	100.000	UnitedHealth Group Incorporated	
		00000	13-4138665				INSPIRIS of New York Management, Inc.	NY	NIA	Inspiris, Inc.	Ownership	100.000	UnitedHealth Group Incorporated	
		00000	20-5355196				Inspiris of Tennessee, Inc.	TN	NIA	Inspiris, Inc.	Ownership	100.000	UnitedHealth Group Incorporated	
		00000	26-2885572				INSPIRIS of Texas Physician Group	TX	NIA	Inspiris Services Company	Ownership	100.000	UnitedHealth Group Incorporated	
		00000	26-0683057				Inspiris Services Company	TN	NIA	Inspiris, Inc.	Ownership	100.000	UnitedHealth Group Incorporated	
		00000	33-0766366				Inspiris, Inc.	DE	NIA	Collaborative Care Holdings, LLC	Ownership	100.000	UnitedHealth Group Incorporated	
		00000	98-1097022				International Psychological Services Pty Limited	AUS	NIA	Optum Health & Technology (Australia) Pty Ltd	Ownership	100.000	UnitedHealth Group Incorporated	
		00000					IRX Financing I LLC	DE	NIA	OptumRx Administrative Services, LLC	Ownership	100.000	UnitedHealth Group Incorporated	
		00000	57-1089983				IV Specialists, Inc.	SC	NIA	Ambient Healthcare, Inc.	Ownership	100.000	UnitedHealth Group Incorporated	
		00000	32-0409538				Lifeprint Accountable Care Organization, LLC	DE	NIA	Collaborative Care Holdings, LLC	Ownership	100.000	UnitedHealth Group Incorporated	
		00000	45-3143218				Lifeprint East, Inc.	DE	NIA	Collaborative Care Holdings, LLC	Ownership	100.000	UnitedHealth Group Incorporated	
		00000	27-2309024				LifePrint Health, Inc.	DE	NIA	Collaborative Care Holdings, LLC	Ownership	100.000	UnitedHealth Group Incorporated	
		00000	39-1974851				Logistics Health, Inc.	WI	NIA	OptumHealth Holdings, LLC	Ownership	100.000	UnitedHealth Group Incorporated	
		00000	98-1137620				Lusíadas – Parcerias Cascais, S.A.	PRT	NIA	Lusíadas, SGPS, S.A.	Ownership	100.000	UnitedHealth Group Incorporated	
		00000	98-1139095				Lusíadas A.C.E.	PRT	NIA	Lusíadas, SGPS, S.A.	Ownership	70.000	UnitedHealth Group Incorporated	
		00000	98-1139095				Lusíadas A.C.E.	PRT	NIA	Lusíadas, S.A.	Ownership	20.000	UnitedHealth Group Incorporated	
		00000	98-1139095				Lusíadas A.C.E.	PRT	NIA	Lusíadas – Parcerias Cascais, S.A.	Ownership	10.000	UnitedHealth Group Incorporated	
		00000	98-1139089				Lusíadas, S.A.	PRT	NIA	Lusíadas, SGPS, S.A.	Ownership	100.000	UnitedHealth Group Incorporated	
		00000	98-1138570				Lusíadas, SGPS, S.A.	PRT	NIA	Amil International S.á.r.l.	Ownership	100.000	UnitedHealth Group Incorporated	
		00000	52-2129787				MAMSI Insurance Resources, LLC	MD	NIA	OneNet PPO, LLC	Ownership	100.000	UnitedHealth Group Incorporated	
0707	UnitedHealth Group Incorporated	60321	52-1803283				MAMSI Life and Health Insurance Company	MD	IA	United HealthCare Services, Inc.	Ownership	100.000	UnitedHealth Group Incorporated	
		00000	14-1782475				Managed Physical Network, Inc.	NY	NIA	OptumHealth Care Solutions, Inc.	Ownership	100.000	UnitedHealth Group Incorporated	
		00000	20-2880404				March Holdings, Inc.	CA	NIA	Specialty Benefits, LLC	Ownership	100.000	UnitedHealth Group Incorporated	
		00000	20-3042852				March Vision Care, Inc.	CA	IA	March Holdings, Inc.	Ownership	100.000	UnitedHealth Group Incorporated	
		00000	42-1741584				MD Ops, Inc.	CA	NIA	North American Medical Management California, Inc.	Ownership	100.000	UnitedHealth Group Incorporated	

STATEMENT AS OF MARCH 31, 2016 OF THE UnitedHealthcare of New England, Inc.

**SCHEDULE Y**  
**PART 1A - DETAIL OF INSURANCE HOLDING COMPANY SYSTEM**

1	2	3	4	5	6	7	8	9	10	11	12	13	14	15
Group Code	Group Name	NAIC Company Code	ID Number	Federal RSSD	CIK	Name of Securities Exchange if Publicly Traded (U.S. or International)	Names of Parent, Subsidiaries Or Affiliates	Domiciliary Location	Relationship to Reporting Entity	Directly Controlled by (Name of Entity/Person)	Type of Control (Ownership, Board, Management, Attorney-in-Fact, Influence, Other)	If Control is Ownership Provide Percentage	Ultimate Controlling Entity(ies)/Person(s)	*
..0707	UnitedHealth Group Incorporated	..96310	52-1169135				MD-Individual Practice Association, Inc.	..MD	..IA	United HealthCare Services, Inc.	Ownership	..100.000	UnitedHealth Group Incorporated	
		..00000					Medalliance Net Ltda.	..BRA	..NIA	Optum Health & Technology Serviços do Brasil Ltda.	Ownership	..100.000	UnitedHealth Group Incorporated	
		..00000	52-2178531				MEDEX Insurance Services, Inc.	..MD	..NIA	FrontierMEDEX, Inc.	Ownership	..100.000	UnitedHealth Group Incorporated	
		..00000	20-3824377				MedExpress Development, LLC	..FL	..NIA	Urgent Care MSO, LLC	Ownership	..100.000	UnitedHealth Group Incorporated	
		..00000	20-2545363				MedExpress Urgent Care of Boynton Beach, LLC	..FL	..NIA	MedExpress Development, LLC	Ownership	..100.000	UnitedHealth Group Incorporated	
		..00000					MedExpress Urgent Care, Inc. - Ohio	..OH	..NIA	Urgent Care Holdings, Inc.	Ownership	..100.000	UnitedHealth Group Incorporated	
..0707	UnitedHealth Group Incorporated	..12756	20-3391186				Medica Health Plans of Florida, Inc.	..FL	..IA	United HealthCare Services, Inc.	Ownership	..100.000	UnitedHealth Group Incorporated	
..0707	UnitedHealth Group Incorporated	..12155	01-0788576				Medica HealthCare Plans, Inc.	..FL	..IA	United HealthCare Services, Inc.	Ownership	..100.000	UnitedHealth Group Incorporated	
		..00000	26-4808018				Medical Preparatory School of Allied Health, LLC	..TX	..NIA	WellMed Medical Management, Inc.	Ownership	..100.000	UnitedHealth Group Incorporated	
		..00000	32-0037402				Medical Transportation Services, LLC	..FL	..NIA	United HealthCare Services, Inc.	Ownership	..100.000	UnitedHealth Group Incorporated	
		..00000	75-2682287				MedSynergies North Texas, Inc.	..TX	..NIA	MedSynergies, Inc.	Ownership	..100.000	UnitedHealth Group Incorporated	
		..00000	75-2515691				MedSynergies, Inc.	..DE	..NIA	Mustang Razorback Holdings, Inc.	Ownership	..100.000	UnitedHealth Group Incorporated	
		..00000	27-2252446				MHC Real Estate Holdings, LLC	..CA	..NIA	Monarch Management Services, Inc.	Ownership	..100.000	UnitedHealth Group Incorporated	
		..00000	20-4515146				Mission Road Pharmacy, Inc.	..CA	..NIA	Salveo Specialty Pharmacy, Inc.	Ownership	..100.000	UnitedHealth Group Incorporated	
		..00000	46-3949765				MN Waypoint Sports Physical Therapy, Inc.	..DE	..NIA	Orthology, Inc.	Ownership	..100.000	UnitedHealth Group Incorporated	
		..00000					Mobile Medical Professionals	..IA	..NIA	TeamMD Iowa, Inc.	Ownership	..100.000	UnitedHealth Group Incorporated	
		..00000	31-1191553				Modern Medical, Inc.	..OH	..NIA	Healthcare Solutions, Inc.	Ownership	..100.000	UnitedHealth Group Incorporated	
		..00000	45-3142852				Monarch Management Services, Inc.	..DE	..NIA	Collaborative Care Holdings, LLC	Ownership	..100.000	UnitedHealth Group Incorporated	
		..00000					MSLA Management LLC	..DE	..NIA	Logistics Health, Inc.	Ownership	..100.000	UnitedHealth Group Incorporated	
		..00000	47-1935798				Mustang Razorback Holdings, Inc.	..DE	..NIA	OptumInsight, Inc.	Ownership	..100.000	UnitedHealth Group Incorporated	
		..00000	20-3236839				NAMM Holdings, Inc.	..DE	..NIA	Aveta Inc.	Ownership	..100.000	UnitedHealth Group Incorporated	
..0707	UnitedHealth Group Incorporated	..95251	76-0196559				National Pacific Dental, Inc.	..TX	..IA	Dental Benefit Providers, Inc.	Ownership	..100.000	UnitedHealth Group Incorporated	
..0707	UnitedHealth Group Incorporated	..95123	65-0996107				Neighborhood Health Partnership, Inc.	..FL	..IA	UnitedHealthcare, Inc.	Ownership	..100.000	UnitedHealth Group Incorporated	
		..00000	20-4755277				Netwerkes, LLC	..TN	..NIA	Payment Resolution Services, LLC	Ownership	..100.000	UnitedHealth Group Incorporated	
		..00000	46-3584152				Nevada Medical Services LLC	..NV	..NIA	Collaborative Care Services, Inc.	Ownership	..100.000	UnitedHealth Group Incorporated	
..0707	UnitedHealth Group Incorporated	..95758	88-0228572				Nevada Pacific Dental	..NV	..IA	Dental Benefit Providers, Inc.	Ownership	..100.000	UnitedHealth Group Incorporated	
		..00000	36-3984647				North American Medical Management - Illinois, Inc.	..IL	..NIA	NAMM Holdings, Inc.	Ownership	..100.000	UnitedHealth Group Incorporated	
		..00000					North American Medical Management California, Inc.	..TN	..NIA	NAMM Holdings, Inc.	Ownership	..100.000	UnitedHealth Group Incorporated	
		..00000	33-0673955				Northern Nevada Health Network, Inc.	..NV	..NIA	Sierra Health Services, Inc.	Ownership	..100.000	UnitedHealth Group Incorporated	
		..00000	88-0245121				Nutritional/Parenteral Home Care of Decatur, Inc.	..AL	..NIA	Nutritional/Parenteral Home Care, Inc.	Ownership	..100.000	UnitedHealth Group Incorporated	
		..00000	63-0954765				Nutritional/Parenteral Home Care of Huntsville, Inc.	..AL	..NIA	Nutritional/Parenteral Home Care, Inc.	Ownership	..100.000	UnitedHealth Group Incorporated	
		..00000	63-1284325				Nutritional/Parenteral Home Care, Inc.	..AL	..NIA	Ambient Healthcare, Inc.	Ownership	..100.000	UnitedHealth Group Incorporated	
		..00000	52-2129786				OneNet PPO, LLC	..MD	..NIA	UnitedHealthcare Insurance Company	Ownership	..100.000	UnitedHealth Group Incorporated	
..0707	UnitedHealth Group Incorporated	..96940	52-1518174				Optimum Choice, Inc.	..MD	..IA	United HealthCare Services, Inc.	Ownership	..100.000	UnitedHealth Group Incorporated	
		..00000	47-0858534	3202702			Optum Bank, Inc.	..UT	..NIA	OptumHealth Financial Services, Inc.	Ownership	..100.000	UnitedHealth Group Incorporated	
		..00000	36-3437660				Optum Biometrics, Inc.	..IL	..NIA	OptumHealth Care Solutions, Inc.	Ownership	..100.000	UnitedHealth Group Incorporated	
		..00000	45-3142512				Optum Clinical Services, Inc.	..DE	..NIA	Collaborative Care Holdings, LLC	Ownership	..100.000	UnitedHealth Group Incorporated	
		..00000	37-1782217				Optum Clinics Holdings, Inc.	..DE	..NIA	Collaborative Care Holdings, LLC	Ownership	..97.200	UnitedHealth Group Incorporated	2
		..00000	38-3969193				Optum Clinics Intermediate Holdings, Inc.	..DE	..NIA	Optum Clinics Holdings, Inc.	Ownership	..100.000	UnitedHealth Group Incorporated	
		..00000					Optum Global Solutions (Ireland) Limited	..JRL	..NIA	UnitedHealthcare International IV S.á.r.l.	Ownership	..100.000	UnitedHealth Group Incorporated	
		..00000	98-1201187				Optum Global Solutions International B.V.	..NLD	..NIA	Optum Technology, Inc.	Ownership	..100.000	UnitedHealth Group Incorporated	
		..00000	04-3574101				Optum Government Solutions, Inc.	..DE	..NIA	OptumInsight, Inc.	Ownership	..100.000	UnitedHealth Group Incorporated	

STATEMENT AS OF MARCH 31, 2016 OF THE UnitedHealthcare of New England, Inc.

**SCHEDULE Y**

**PART 1A - DETAIL OF INSURANCE HOLDING COMPANY SYSTEM**

1	2	3	4	5	6	7	8	9	10	11	12	13	14	15
Group Code	Group Name	NAIC Company Code	ID Number	Federal RSSD	CIK	Name of Securities Exchange if Publicly Traded (U.S. or International)	Names of Parent, Subsidiaries Or Affiliates	Domiciliary Location	Relationship to Reporting Entity	Directly Controlled by (Name of Entity/Person)	Type of Control (Ownership, Board, Management, Attorney-in-Fact, Influence, Other)	If Control is Ownership Provide Percentage	Ultimate Controlling Entity(ies)/Person(s)	*
		.00000					Optum Health & Technology (Australia) Pty Ltd	.AUS	.NIA	Optum UK Solutions Group Limited	Ownership	100.000	UnitedHealth Group Incorporated	
		.00000	98-1095799				Optum Health & Technology (India) Private Limited	.IND	.NIA	OptumHealth International B.V.	Ownership	99.996	UnitedHealth Group Incorporated	
		.00000	98-1095799				Optum Health & Technology (India) Private Limited	.IND	.NIA	United Behavioral Health	Ownership	0.004	UnitedHealth Group Incorporated	
		.00000					Optum Health & Technology (Singapore) Pte. Ltd.	.SGP	.NIA	OptumHealth International B.V.	Ownership	100.000	UnitedHealth Group Incorporated	
		.00000	98-1095879				Optum Health & Technology (UK) Limited	.GBR	.NIA	Optum UK Solutions Group Limited	Ownership	100.000	UnitedHealth Group Incorporated	
		.00000	20-2149493				Optum Health & Technology (US), LLC	.MO	.NIA	United Behavioral Health	Ownership	100.000	UnitedHealth Group Incorporated	
		.00000	88-0492251				Optum Health & Technology FZ-LLC	.ARE	.NIA	Optum Global Solutions International B.V.	Ownership	100.000	UnitedHealth Group Incorporated	
		.00000	43-1747235				Optum Health & Technology Holdings (US), LLC	.MO	.NIA	Optum, Inc.	Ownership	100.000	UnitedHealth Group Incorporated	
		.00000	98-1184561				Optum Health & Technology Serviços do Brasil Ltda.	.BRA	.NIA	OptumHealth International B.V.	Ownership	99.996	UnitedHealth Group Incorporated	
		.00000	98-1184561				Optum Health & Technology Serviços do Brasil Ltda.	.BRA	.NIA	OptumInsight, Inc.	Ownership	0.004	UnitedHealth Group Incorporated	
		.00000	98-1097921				Optum Health Services (Canada) Ltd.	.CAN	.NIA	Optum Health & Technology Holdings (US), LLC	Ownership	100.000	UnitedHealth Group Incorporated	
		.00000	98-1147355				Optum Health Solutions (UK) Limited	.GBR	.NIA	Optum UK Solutions Group Limited	Ownership	100.000	UnitedHealth Group Incorporated	
		.00000	20-0212381				Optum Hospice Pharmacy Services, LLC	.DE	.NIA	Catamaran Health Solutions, LLC	Ownership	100.000	UnitedHealth Group Incorporated	
		.00000	46-4734521				Optum Labs Dimensions, Inc.	.DE	.NIA	Optum Labs, Inc.	Ownership	100.000	UnitedHealth Group Incorporated	
		.00000	98-1249178				Optum Labs International (UK) Ltd.	.GBR	.NIA	Optum, Inc.	Ownership	100.000	UnitedHealth Group Incorporated	
		.00000	46-1615964				Optum Labs, Inc.	.DE	.NIA	Optum, Inc.	Ownership	100.000	UnitedHealth Group Incorporated	
		.00000	98-1209730				Optum Life Sciences (Canada) Inc.	.CAN	.NIA	OptumInsight Life Sciences, Inc.	Ownership	100.000	UnitedHealth Group Incorporated	
		.00000	98-1098190				Optum Management Consulting (Shanghai) Co., Ltd.	.CHN	.NIA	Optum Health & Technology Holdings (US), LLC	Ownership	100.000	UnitedHealth Group Incorporated	
		.00000	90-1001805				Optum Nevada Accountable Care Organization LLC	.DE	.NIA	Collaborative Care Holdings, LLC	Ownership	100.000	UnitedHealth Group Incorporated	
		.00000	20-8911466				Optum Palliative and Hospice Care of Pennsylvania, Inc.	.TN	.NIA	Hospice Inspiris Holdings, Inc.	Ownership	100.000	UnitedHealth Group Incorporated	
		.00000	20-8911303				Optum Palliative and Hospice Care of Texas, Inc.	.TN	.NIA	Hospice Inspiris Holdings, Inc.	Ownership	100.000	UnitedHealth Group Incorporated	
		.00000	30-0226127				Optum Palliative and Hospice Care, Inc.	.DE	.NIA	Collaborative Care Holdings, LLC	Ownership	100.000	UnitedHealth Group Incorporated	
		.00000	20-4581265				Optum Public Sector Solutions, Inc.	.DE	.NIA	OptumInsight, Inc.	Ownership	100.000	UnitedHealth Group Incorporated	
		.00000	46-3328009				Optum Rocket, Inc.	.DE	.NIA	OptumInsight, Inc.	Ownership	100.000	UnitedHealth Group Incorporated	
		.00000	45-4683454				Optum Services, Inc.	.DE	.NIA	Optum, Inc.	Ownership	100.000	UnitedHealth Group Incorporated	
		.00000					Optum Solutions do Brasil – Tecnologia e Serviços de Suporte Ltda.	.BRA	.NIA	Optum Global Solutions International B.V.	Ownership	100.000	UnitedHealth Group Incorporated	
		.00000					Optum Solutions do Brasil – Tecnologia e Serviços de Suporte Ltda.	.BRA	.NIA	OptumHealth International B.V.	Ownership	0.000	UnitedHealth Group Incorporated	
		.00000	98-0644599				Optum Solutions UK Holdings Limited	.GBR	.NIA	Optum, Inc.	Ownership	100.000	UnitedHealth Group Incorporated	
		.00000	46-5713629				Optum Technology, Inc.	.DE	.NIA	Optum, Inc.	Ownership	100.000	UnitedHealth Group Incorporated	
		.00000	98-1097769				Optum UK Solutions Group Limited	.GBR	.NIA	Optum Solutions UK Holdings Limited	Ownership	100.000	UnitedHealth Group Incorporated	
		.00000	30-0580620	3119994			Optum, Inc.	.DE	.NIA	United HealthCare Services, Inc.	Ownership	100.000	UnitedHealth Group Incorporated	
		.00000	46-3983926				Optum360 Services, Inc.	.DE	.NIA	Optum Rocket, Inc.	Ownership	69.000	UnitedHealth Group Incorporated	2
		.00000	46-3328307				Optum360, LLC	.DE	.NIA	Optum Rocket, Inc.	Ownership	75.000	UnitedHealth Group Incorporated	2
		.00000	41-1591944				OptumHealth Care Solutions, Inc.	.MN	.NIA	OptumHealth Holdings, LLC	Ownership	100.000	UnitedHealth Group Incorporated	
		.00000	47-0858530				OptumHealth Financial Services, Inc.	.DE	.NIA	OptumHealth Holdings, LLC	Ownership	100.000	UnitedHealth Group Incorporated	
		.00000	47-1192395				OptumHealth Holdings, LLC	.DE	.NIA	Optum, Inc.	Ownership	100.000	UnitedHealth Group Incorporated	

STATEMENT AS OF MARCH 31, 2016 OF THE UnitedHealthcare of New England, Inc.

**SCHEDULE Y**

**PART 1A - DETAIL OF INSURANCE HOLDING COMPANY SYSTEM**

1	2	3	4	5	6	7	8	9	10	11	12	13	14	15
Group Code	Group Name	NAIC Company Code	ID Number	Federal RSSD	CIK	Name of Securities Exchange if Publicly Traded (U.S. or International)	Names of Parent, Subsidiaries Or Affiliates	Domiciliary Location	Relationship to Reporting Entity	Directly Controlled by (Name of Entity/Person)	Type of Control (Ownership, Board, Management, Attorney-in-Fact, Influence, Other)	If Control is Ownership Provide Percentage	Ultimate Controlling Entity(ies)/Person(s)	*
		.00000	98-1106868				OptumHealth International B.V.	NLD	NIA	Optum, Inc.	Ownership	100.000	UnitedHealth Group Incorporated	
		.00000					OptumInsight Holdings, LLC	DE	NIA	Optum, Inc.	Ownership	100.000	UnitedHealth Group Incorporated	
		.00000	04-3383745				OptumInsight Life Sciences, Inc.	DE	NIA	OptumInsight, Inc.	Ownership	100.000	UnitedHealth Group Incorporated	
		.00000	41-1858498				OptumInsight, Inc.	DE	NIA	OptumInsight Holdings, LLC	Ownership	100.000	UnitedHealth Group Incorporated	
		.00000	75-2578509				OptumRx Administrative Services, LLC	TX	NIA	Catamaran Holdings I, LLC	Ownership	100.000	UnitedHealth Group Incorporated	
		.00000	47-4734235				OptumRx Group Holdings, Inc.	DE	NIA	Optum, Inc.	Ownership	100.000	UnitedHealth Group Incorporated	
		.00000					OptumRx Holdings, LLC	DE	NIA	Optum, Inc.	Ownership	100.000	UnitedHealth Group Incorporated	
		.00000	47-1734077				OptumRx Home Delivery of Illinois, LLC	IL	NIA	OptumRx PBM of Illinois, Inc.	Ownership	100.000	UnitedHealth Group Incorporated	
		.00000	34-1472211				OptumRx Home Delivery of Ohio, Inc.	OH	NIA	First Rx Specialty & Mail Services, LLC	Ownership	100.000	UnitedHealth Group Incorporated	
		.00000	20-0151096				OptumRx NY IPA, Inc.	NY	NIA	OptumRx, Inc.	Ownership	100.000	UnitedHealth Group Incorporated	
		.00000	11-2581812				OptumRx PBM of Illinois, Inc.	DE	NIA	OptumRx Administrative Services, LLC	Ownership	100.000	UnitedHealth Group Incorporated	
		.00000	88-0361447				OptumRx PBM of Maryland, Inc.	NV	NIA	Catamaran Health Solutions, LLC	Ownership	100.000	UnitedHealth Group Incorporated	
		.00000	03-0592263				OptumRx PBM of Pennsylvania, LLC	PA	NIA	Catamaran of Pennsylvania, LLC	Ownership	100.000	UnitedHealth Group Incorporated	
		.00000	38-3693753				OptumRx PBM of Wisconsin, LLC	WI	NIA	OptumRx PBM of Illinois, Inc.	Ownership	100.000	UnitedHealth Group Incorporated	
		.00000	61-1485410				OptumRx PD of Maryland, Inc.	NV	NIA	OptumRx PBM of Maryland, Inc.	Ownership	100.000	UnitedHealth Group Incorporated	
		.00000	47-3146510				OptumRx Pharmacy, Inc.	DE	NIA	OptumRx, Inc.	Ownership	100.000	UnitedHealth Group Incorporated	
		.00000	33-0441200				OptumRx, Inc.	CA	NIA	OptumRx Holdings, LLC	Ownership	100.000	UnitedHealth Group Incorporated	
		.00000	46-2881462				Orthology Mid-Atlantic, Inc.	DE	NIA	Orthology, Inc.	Ownership	100.000	UnitedHealth Group Incorporated	
		.00000	46-2742615				Orthology, Inc.	DE	NIA	UnitedHealth Group Ventures, LLC	Ownership	80.000	UnitedHealth Group Incorporated	1
		.00000	13-3960641				OrthoNet Holdings, Inc.	DE	NIA	OptumHealth Care Solutions, Inc.	Ownership	100.000	UnitedHealth Group Incorporated	
		.00000	13-3818652				OrthoNet LLC	NY	NIA	OrthoNet Holdings, Inc.	Ownership	100.000	UnitedHealth Group Incorporated	
		.00000	13-4025898				OrthoNet New York IPA, Inc.	NY	NIA	OrthoNet Holdings, Inc.	Ownership	100.000	UnitedHealth Group Incorporated	
		.00000	30-0029448				OrthoNet of the Mid-Atlantic, Inc.	DE	IA	OrthoNet Holdings, Inc.	Ownership	100.000	UnitedHealth Group Incorporated	
		.00000	26-2884306				OrthoNet of the South, Inc.	DE	NIA	OrthoNet Holdings, Inc.	Ownership	100.000	UnitedHealth Group Incorporated	
		.00000	46-1581769				OrthoNet Services, Inc.	DE	NIA	OrthoNet Holdings, Inc.	Ownership	100.000	UnitedHealth Group Incorporated	
		.00000	20-0221966				OrthoNet West, Inc.	DE	NIA	OrthoNet Holdings, Inc.	Ownership	100.000	UnitedHealth Group Incorporated	
		.00000	41-1921007				Ovations, Inc.	DE	NIA	United HealthCare Services, Inc.	Ownership	100.000	UnitedHealth Group Incorporated	
		.00000	06-1587795				Oxford Benefit Management, Inc.	CT	NIA	Oxford Health Plans LLC	Ownership	100.000	UnitedHealth Group Incorporated	
.0707	UnitedHealth Group Incorporated	78026	22-2797560				Oxford Health Insurance, Inc.	NY	IA	UnitedHealthcare Insurance Company	Ownership	100.000	UnitedHealth Group Incorporated	
.0707	UnitedHealth Group Incorporated	96798	06-1181201				Oxford Health Plans (CT), Inc.	CT	IA	Oxford Health Plans LLC	Ownership	100.000	UnitedHealth Group Incorporated	
.0707	UnitedHealth Group Incorporated	95506	22-2745725				Oxford Health Plans (NJ), Inc.	NJ	IA	Oxford Health Plans LLC	Ownership	100.000	UnitedHealth Group Incorporated	
.0707	UnitedHealth Group Incorporated	95479	06-1181200				Oxford Health Plans (NY), Inc.	NY	IA	Oxford Health Plans LLC	Ownership	100.000	UnitedHealth Group Incorporated	
		.00000	52-2443751				Oxford Health Plans LLC	DE	NIA	UnitedHealth Group Incorporated	Ownership	100.000	UnitedHealth Group Incorporated	
		.00000	46-3531389				P2 Lower Acquisition, LLC	DE	NIA	Progressive Enterprises Holdings, Inc.	Ownership	100.000	UnitedHealth Group Incorporated	
.0707	UnitedHealth Group Incorporated	.70785	35-1137395				PacifiCare Life and Health Insurance Company	IN	IA	United HealthCare Services, Inc.	Ownership	100.000	UnitedHealth Group Incorporated	
.0707	UnitedHealth Group Incorporated	84506	95-2829463				PacifiCare Life Assurance Company	CO	IA	United HealthCare Services, Inc.	Ownership	100.000	UnitedHealth Group Incorporated	
.0707	UnitedHealth Group Incorporated	95617	94-3267522				PacifiCare of Arizona, Inc.	AZ	IA	United HealthCare Services, Inc.	Ownership	100.000	UnitedHealth Group Incorporated	
.0707	UnitedHealth Group Incorporated	95434	84-1011378				PacifiCare of Colorado, Inc.	CO	IA	United HealthCare Services, Inc.	Ownership	100.000	UnitedHealth Group Incorporated	
.0707	UnitedHealth Group Incorporated	95685	86-0875231				PacifiCare of Nevada, Inc.	NV	IA	United HealthCare Services, Inc.	Ownership	100.000	UnitedHealth Group Incorporated	
		.00000	62-1451147				Payment Resolution Services, LLC	TN	NIA	OptumInsight, Inc.	Ownership	100.000	UnitedHealth Group Incorporated	
		.00000	75-3265056				PCCCV, Inc.	CA	NIA	PrimeCare Medical Network, Inc.	Ownership	100.000	UnitedHealth Group Incorporated	
		.00000	20-2447772				PCN DE Corp.	DE	NIA	OptumRx PBM of Illinois, Inc.	Ownership	100.000	UnitedHealth Group Incorporated	
		.00000	68-0044962				Pharmaceutical Care Network	CA	NIA	PCN DE Corp.	Ownership	100.000	UnitedHealth Group Incorporated	
		.00000	04-3722897				Pharmacy Review Services, LLC	FL	NIA	Tmesys, LLC	Ownership	100.000	UnitedHealth Group Incorporated	
		.00000	35-2288416				PHC Subsidiary Holdings, LLC	TX	NIA	United HealthCare Services, Inc.	Ownership	100.000	UnitedHealth Group Incorporated	
		.00000	20-8016933				PHYS Holding Corp.	DE	NIA	MedSynergies, Inc.	Ownership	100.000	UnitedHealth Group Incorporated	
		.00000	20-8016984				PhyServe Holdings, Inc.	DE	NIA	MedSynergies, Inc.	Ownership	100.000	UnitedHealth Group Incorporated	
		.00000	80-0654665				Physician Care Partners, Inc.	IL	NIA	North American Medical Management - Illinois, Inc.	Ownership	100.000	UnitedHealth Group Incorporated	
.0707	UnitedHealth Group Incorporated	11494	04-3677255				Physicians Health Choice of Texas, LLC	TX	IA	PHC Subsidiary Holdings, LLC	Ownership	100.000	UnitedHealth Group Incorporated	

STATEMENT AS OF MARCH 31, 2016 OF THE UnitedHealthcare of New England, Inc.

**SCHEDULE Y**  
**PART 1A - DETAIL OF INSURANCE HOLDING COMPANY SYSTEM**

1	2	3	4	5	6	7	8	9	10	11	12	13	14	15
Group Code	Group Name	NAIC Company Code	ID Number	Federal RSSD	CIK	Name of Securities Exchange if Publicly Traded (U.S. or International)	Names of Parent, Subsidiaries Or Affiliates	Domiciliary Location	Relationship to Reporting Entity	Directly Controlled by (Name of Entity/Person)	Type of Control (Ownership, Board, Management, Attorney-in-Fact, Influence, Other)	If Control is Ownership Provide Percentage	Ultimate Controlling Entity(ies)/Person(s)	*
		.00000	52-1162824				Physicians Health Plan of Maryland, Inc.	.MD	NIA	United HealthCare Services, Inc.	Ownership	100.000	UnitedHealth Group Incorporated	
		.00000					Plus One Health Management Puerto Rico, Inc.	.PR	NIA	Plus One Holdings, Inc.	Ownership	100.000	UnitedHealth Group Incorporated	
		.00000	13-3613705				Plus One Holdings, Inc.	.DE	NIA	OptumHealth Care Solutions, Inc.	Ownership	100.000	UnitedHealth Group Incorporated	
		.00000	80-0670247				PMI Acquisition, LLC	.DE	NIA	Progressive Solutions, LLC	Ownership	100.000	UnitedHealth Group Incorporated	
		.00000	27-0920536				PMSI Holdco II, LLC	.DE	NIA	P2 Lower Acquisition, LLC	Ownership	100.000	UnitedHealth Group Incorporated	
		.00000	26-3148744				PMSI Holdings, LLC	.DE	NIA	PMSI Holdco II, LLC	Ownership	100.000	UnitedHealth Group Incorporated	
		.00000	59-3166848				PMSI Settlement Solutions, LLC	.FL	NIA	PMSI Holdings, LLC	Ownership	100.000	UnitedHealth Group Incorporated	
		.00000	56-2422696				PMSI, LLC	.FL	NIA	PMSI Holdings, LLC	Ownership	100.000	UnitedHealth Group Incorporated	
		.00000	98-1083164				Polar II Fundo de Investimento em Participações	.BRA	NIA	UnitedHealthcare International IV S.á.r.l.	Ownership	100.000	UnitedHealth Group Incorporated	
		.00000					Pollo Holdco, LLC	.DE	NIA	Collaborative Care Holdings, LLC	Ownership	80.100	UnitedHealth Group Incorporated	2
		.00000	75-2741619				ppoONE, Inc.	.DE	NIA	United HealthCare Services, Inc.	Ownership	100.000	UnitedHealth Group Incorporated	
		.00000	65-0683927				Preferred Care Partners Holding, Corp.	.FL	NIA	United HealthCare Services, Inc.	Ownership	100.000	UnitedHealth Group Incorporated	
		.00000	26-1845018				Preferred Care Partners Medical Group, Inc.	.FL	NIA	Preferred Care Partners Holding, Corp.	Ownership	100.000	UnitedHealth Group Incorporated	
.0707	UnitedHealth Group Incorporated	.11176	65-0885893				Preferred Care Partners, Inc.	.FL	IA	Preferred Care Partners Holding, Corp.	Ownership	100.000	UnitedHealth Group Incorporated	
		.00000	75-3265059				Premier Choice ACO, Inc.	.CA	NIA	PrimeCare Medical Network, Inc.	Ownership	100.000	UnitedHealth Group Incorporated	
		.00000	88-0253112				Prime Health, Inc.	.NV	NIA	Sierra Health Services, Inc.	Ownership	100.000	UnitedHealth Group Incorporated	
		.00000	33-0607478				PrimeCare Medical Network, Inc.	.CA	IA	NAAM Holdings, Inc.	Ownership	100.000	UnitedHealth Group Incorporated	
		.00000	87-0757397				PrimeCare of Citrus Valley, Inc.	.CA	NIA	PrimeCare Medical Network, Inc.	Ownership	80.000	UnitedHealth Group Incorporated	2
		.00000	33-0674407				PrimeCare of Corona, Inc.	.CA	NIA	PrimeCare Medical Network, Inc.	Ownership	100.000	UnitedHealth Group Incorporated	
		.00000	33-0674401				PrimeCare of Hemet Valley, Inc.	.CA	NIA	PrimeCare Medical Network, Inc.	Ownership	100.000	UnitedHealth Group Incorporated	
		.00000	33-0674408				PrimeCare of Inland Valley, Inc.	.CA	NIA	PrimeCare Medical Network, Inc.	Ownership	100.000	UnitedHealth Group Incorporated	
		.00000	33-0674402				PrimeCare of Moreno Valley, Inc.	.CA	NIA	PrimeCare Medical Network, Inc.	Ownership	100.000	UnitedHealth Group Incorporated	
		.00000	33-0674400				PrimeCare of Redlands, Inc.	.CA	NIA	PrimeCare Medical Network, Inc.	Ownership	100.000	UnitedHealth Group Incorporated	
		.00000	33-0674404				PrimeCare of Riverside, Inc.	.CA	NIA	PrimeCare Medical Network, Inc.	Ownership	100.000	UnitedHealth Group Incorporated	
		.00000	14-1915328				PrimeCare of San Bernardino, Inc.	.CA	NIA	PrimeCare Medical Network, Inc.	Ownership	100.000	UnitedHealth Group Incorporated	
		.00000	33-0698439				PrimeCare of Sun City, Inc.	.CA	NIA	PrimeCare Medical Network, Inc.	Ownership	100.000	UnitedHealth Group Incorporated	
		.00000	33-0674409				PrimeCare of Temecula, Inc.	.CA	NIA	PrimeCare Medical Network, Inc.	Ownership	100.000	UnitedHealth Group Incorporated	
		.00000	14-1873402				Procura Management, Inc.	.DE	NIA	Healthcare Solutions, Inc.	Ownership	100.000	UnitedHealth Group Incorporated	
		.00000	27-4371197				Progressive Enterprises Holdings, Inc.	.DE	NIA	OptumRx, Inc.	Ownership	100.000	UnitedHealth Group Incorporated	
		.00000	31-1192384				Progressive Medical, LLC	.OH	NIA	PMI Acquisition, LLC	Ownership	100.000	UnitedHealth Group Incorporated	
		.00000	90-0642980				Progressive Solutions, LLC	.DE	NIA	P2 Lower Acquisition, LLC	Ownership	100.000	UnitedHealth Group Incorporated	
		.00000	32-0229091				ProHEALTH Fitness of Lake Success, LLC	.NY	NIA	ProHealth Medical Management, LLC	Ownership	82.620	UnitedHealth Group Incorporated	2
		.00000	47-1049961				ProHealth Medical Management, LLC	.DE	NIA	Collaborative Care Holdings, LLC	Ownership	80.000	UnitedHealth Group Incorporated	2
		.00000	45-5470737				ProHealth Physicians, ACO, LLC	.CT	NIA	ProHealth Physicians, Inc.	Ownership	100.000	UnitedHealth Group Incorporated	
		.00000	06-1446075				ProHealth Physicians, Inc.	.CT	NIA	Polo Holdco, LLC	Ownership	100.000	UnitedHealth Group Incorporated	
		.00000	32-0455430				ProHealth Proton Center Management, LLC	.DE	NIA	ProHealth Medical Management, LLC	Ownership	100.000	UnitedHealth Group Incorporated	
		.00000	57-0861358				Pronetics Health Care Group, Inc.	.SC	NIA	Ambient Healthcare, Inc.	Ownership	100.000	UnitedHealth Group Incorporated	
		.00000	98-1103015				QSSI Technologies India Private Limited	.IND	NIA	Quality Software Services, Inc.	Ownership	99.900	UnitedHealth Group Incorporated	2
		.00000	52-2016292				Quality Software Services, Inc.	.MD	NIA	OptumInsight, Inc.	Ownership	100.000	UnitedHealth Group Incorporated	
		.00000	26-3168754				R&H Family Fitness Unlimited LLC	.TX	NIA	WellMed Medical Management, Inc.	Ownership	100.000	UnitedHealth Group Incorporated	
		.00000	35-2493256				Rally Health, Inc.	.DE	NIA	Optum Services, Inc.	Ownership	74.000	UnitedHealth Group Incorporated	3
		.00000	80-0947972				Real Appeal, Inc.	.DE	NIA	UnitedHealth Group Ventures, LLC	Ownership	98.000	UnitedHealth Group Incorporated	4
		.00000	74-3103518				RxCare Providers Corp.	.NY	NIA	Salveo Specialty Pharmacy, Inc.	Ownership	100.000	UnitedHealth Group Incorporated	
		.00000	45-2219585				Salveo Specialty Pharmacy, Inc.	.DE	NIA	OptumRx Administrative Services, LLC	Ownership	100.000	UnitedHealth Group Incorporated	
		.00000	27-2635371				SCP Specialty Infusion, LLC	.DE	NIA	AxelaCare Holdings, Inc.	Ownership	100.000	UnitedHealth Group Incorporated	
		.00000	88-0492251				ScriptNet, LLC	.DE	NIA	Healthcare Solutions, Inc.	Ownership	100.000	UnitedHealth Group Incorporated	
		.00000					ScriptSwitch Limited	.GBR	NIA	Optum UK Solutions Group Limited	Ownership	100.000	UnitedHealth Group Incorporated	



STATEMENT AS OF MARCH 31, 2016 OF THE UnitedHealthcare of New England, Inc.

**SCHEDULE Y**  
**PART 1A - DETAIL OF INSURANCE HOLDING COMPANY SYSTEM**

1	2	3	4	5	6	7	8	9	10	11	12	13	14	15
Group Code	Group Name	NAIC Company Code	ID Number	Federal RSSD	CIK	Name of Securities Exchange if Publicly Traded (U.S. or International)	Names of Parent, Subsidiaries Or Affiliates	Domiciliary Location	Relationship to Reporting Entity	Directly Controlled by (Name of Entity/Person)	Type of Control (Ownership, Board, Management, Attorney-in-Fact, Influence, Other)	If Control is Ownership Provide Percentage	Ultimate Controlling Entity(ies)/Person(s)	*
		00000	98-1202716				Seisa Serviços Integrados de Saúde Ltda.	BRA	NIA	Amil Assistência Médica Internacional S.A.	Ownership	100.000	UnitedHealth Group Incorporated	
		00000	98-1202716				Seisa Serviços Integrados de Saúde Ltda.	BRA	NIA	Cemed Care - Empresa de Atendimento Clínico Geral Ltda.	Ownership	0.000	UnitedHealth Group Incorporated	
		00000	20-4763091				Senior Care Partners, Inc.	IL	NIA	North American Medical Management - Illinois, Inc.	Ownership	100.000	UnitedHealth Group Incorporated	
		00000	27-1533951				Serquinox Holdings LLC	DE	NIA	AxelaCare Holdings, Inc.	Ownership	100.000	UnitedHealth Group Incorporated	
		00000	27-1533840				Serquinox LLC	DE	NIA	Serquinox Holdings LLC	Ownership	100.000	UnitedHealth Group Incorporated	
0707	UnitedHealth Group Incorporated	71420	94-0734860				Sierra Health and Life Insurance Company, Inc.	NV	IA	Sierra Health Services, Inc.	Ownership	100.000	UnitedHealth Group Incorporated	
		00000	88-0200415				Sierra Health Services, Inc.	NV	NIA	UnitedHealthcare, Inc.	Ownership	100.000	UnitedHealth Group Incorporated	
		00000	88-0254322				Sierra Health-Care Options, Inc.	NV	NIA	Sierra Health Services, Inc.	Ownership	100.000	UnitedHealth Group Incorporated	
		00000	88-0385705				Sierra Home Medical Products, Inc.	NV	NIA	Sierra Health Services, Inc.	Ownership	100.000	UnitedHealth Group Incorporated	
		00000	88-0264562				Sierra Nevada Administrators, Inc.	NV	NIA	Sierra Health Services, Inc.	Ownership	100.000	UnitedHealth Group Incorporated	
		00000	20-3741084				Sirona Infusion, L.L.C.	AZ	NIA	SCP Specialty Infusion, LLC	Ownership	100.000	UnitedHealth Group Incorporated	
		00000	88-0201420				Southwest Medical Associates, Inc.	NV	NIA	Sierra Health Services, Inc.	Ownership	100.000	UnitedHealth Group Incorporated	
		00000	38-2609888				Southwest Michigan Health Network Inc.	MI	NIA	UnitedHealthcare, Inc.	Ownership	100.000	UnitedHealth Group Incorporated	
		00000	41-1921983				Specialty Benefits, LLC	DE	NIA	United HealthCare Services, Inc.	Ownership	100.000	UnitedHealth Group Incorporated	
		00000	71-0886811				Spectera of New York, IPA, Inc.	NY	NIA	Spectera, Inc.	Ownership	100.000	UnitedHealth Group Incorporated	
		00000	52-1260282				Spectera, Inc.	MD	NIA	Specialty Benefits, LLC	Ownership	100.000	UnitedHealth Group Incorporated	
		00000	46-5587702				Spotlite, Inc.	DE	NIA	Rally Health, Inc.	Ownership	100.000	UnitedHealth Group Incorporated	
		00000	27-0008097				StoneRiver P2P Link, LLC	DE	NIA	StoneRiver Pharmacy Solutions, LLC	Ownership	100.000	UnitedHealth Group Incorporated	
		00000	62-1770924				StoneRiver Pharmacy Solutions, LLC	DE	NIA	Progressive Solutions, LLC	Ownership	100.000	UnitedHealth Group Incorporated	
		00000	90-0884047				Summit Home Infusion, LLC	DE	NIA	AxelaCare Holdings, Inc.	Ownership	100.000	UnitedHealth Group Incorporated	
		00000					SXC Comet, LLC	DE	NIA	OptumRx Administrative Services, LLC	Ownership	100.000	UnitedHealth Group Incorporated	
		00000	46-1536748				Symphonix Health Holdings, LLC	DE	NIA	United HealthCare Services, Inc.	Ownership	100.000	UnitedHealth Group Incorporated	
0707	UnitedHealth Group Incorporated	84549	38-2044243				Symphonix Health Insurance, Inc.	IL	IA	Symphonix Health Holdings, LLC	Ownership	100.000	UnitedHealth Group Incorporated	
		00000					TeamMD Holdings, Inc.	DE	NIA	UnitedHealth Group Ventures, LLC	Ownership	100.000	UnitedHealth Group Incorporated	
		00000					TeamMD Iowa, Inc.	DE	NIA	TeamMD Holdings, Inc.	Ownership	100.000	UnitedHealth Group Incorporated	
		00000	56-1970224				The Lewin Group, Inc.	NC	NIA	Optum Public Sector Solutions, Inc.	Ownership	100.000	UnitedHealth Group Incorporated	
		00000	25-1825549				Three Rivers Holdings, Inc.	DE	NIA	AmeriChoice Corporation	Ownership	100.000	UnitedHealth Group Incorporated	
		00000	59-3143128				Tmesys, LLC	FL	NIA	PMSI Holdings, LLC	Ownership	100.000	UnitedHealth Group Incorporated	
		00000					Topimagem Diagnóstico por Imagem Ltda.	BRA	NIA	Esho - Empresa de Serviços Hospitalares S.A.	Ownership	100.000	UnitedHealth Group Incorporated	
		00000	52-1431155				Travel Express Incorporated	MD	NIA	FrontierMEDEX, Inc.	Ownership	100.000	UnitedHealth Group Incorporated	
		00000	20-4963945				Trinity Infusion, Inc.	NC	NIA	Ambient Healthcare, Inc.	Ownership	100.000	UnitedHealth Group Incorporated	
		00000	94-3077084				U.S. Behavioral Health Plan, California	CA	IA	United Behavioral Health	Ownership	100.000	UnitedHealth Group Incorporated	
		00000	41-1913059				UHC International Services, Inc.	DE	NIA	UnitedHealth Group Incorporated	Ownership	100.000	UnitedHealth Group Incorporated	
		00000	95-2931460				UHC of California	CA	IA	United HealthCare Services, Inc.	Ownership	100.000	UnitedHealth Group Incorporated	
		00000					UHG Brasil Participações S.A.	BRA	NIA	Polar II Fundo de Investimento em Participações	Ownership	100.000	UnitedHealth Group Incorporated	
		00000	41-1921008				UHC Holdings, Inc.	DE	NIA	United HealthCare Services, Inc.	Ownership	100.000	UnitedHealth Group Incorporated	
		00000	14-1892398				Ultima Rx, LLC	FL	NIA	United HealthCare Services, Inc.	Ownership	100.000	UnitedHealth Group Incorporated	
		00000	39-1995276				UMR, Inc.	DE	NIA	United HealthCare Services, Inc.	Ownership	100.000	UnitedHealth Group Incorporated	
0707	UnitedHealth Group Incorporated	91529	52-1996029				Unimerica Insurance Company	WI	IA	OptumHealth Holdings, LLC	Ownership	100.000	UnitedHealth Group Incorporated	
		00000					Unimerica Life Insurance Company of New York	NY	IA	UnitedHealthcare Insurance Company	Ownership	100.000	UnitedHealth Group Incorporated	
0707	UnitedHealth Group Incorporated	11596	01-0637149				Unison Administrative Services, LLC	PA	NIA	Three Rivers Holdings, Inc.	Ownership	100.000	UnitedHealth Group Incorporated	
		00000	25-1877716				Unison Health Plan of Delaware, Inc.	DE	IA	Three Rivers Holdings, Inc.	Ownership	100.000	UnitedHealth Group Incorporated	
		00000	20-5917714				Unison Health Plan of the Capital Area, Inc.	DC	IA	Three Rivers Holdings, Inc.	Ownership	100.000	UnitedHealth Group Incorporated	

STATEMENT AS OF MARCH 31, 2016 OF THE UnitedHealthcare of New England, Inc.

**SCHEDULE Y**  
**PART 1A - DETAIL OF INSURANCE HOLDING COMPANY SYSTEM**

1	2	3	4	5	6	7	8	9	10	11	12	13	14	15
Group Code	Group Name	NAIC Company Code	ID Number	Federal RSSD	CIK	Name of Securities Exchange if Publicly Traded (U.S. or International)	Names of Parent, Subsidiaries Or Affiliates	Domiciliary Location	Relationship to Reporting Entity	Directly Controlled by (Name of Entity/Person)	Type of Control (Ownership, Board, Management, Attorney-in-Fact, Influence, Other)	If Control is Ownership Provide Percentage	Ultimate Controlling Entity(ies)/Person(s)	*
		00000	94-2649097				United Behavioral Health	CA	NIA	OptumHealth Holdings, LLC	Ownership	100.000	UnitedHealth Group Incorporated	
		00000	41-1868911				United Behavioral Health of New York, I.P.A., Inc.	NY	NIA	United Behavioral Health	Ownership	100.000	UnitedHealth Group Incorporated	
		00000	41-1941615				United Health Foundation	MN	NIA	UnitedHealth Group Incorporated	Ownership	100.000	UnitedHealth Group Incorporated	
		00000	41-1289245	3410132			United HealthCare Services, Inc.	MN	UDP	UnitedHealth Group Incorporated	Ownership	100.000	UnitedHealth Group Incorporated	
		00000	30-0318238				United Resource Networks IPA of New York, Inc.	NY	NIA	OptumHealth Care Solutions, Inc.	Ownership	100.000	UnitedHealth Group Incorporated	
		00000	01-0538317				UnitedHealth Advisors, LLC	ME	NIA	United HealthCare Services, Inc.	Ownership	100.000	UnitedHealth Group Incorporated	
		00000	98-1097761				UnitedHealth Group Global Healthcare Services Limited	JRL	NIA	Optum Global Solutions International B.V.	Ownership	100.000	UnitedHealth Group Incorporated	
		00000	98-1097776				UnitedHealth Group Global Services, Inc.	PHL	NIA	Optum Global Solutions International B.V.	Ownership	99.992	UnitedHealth Group Incorporated	4
		00000	41-1321939		0000731766	New York Stock Exchange	UnitedHealth Group Incorporated	DE	UIP					
		00000	98-1093259				UnitedHealth Group Information Services Private Limited	JND	NIA	Optum Global Solutions International B.V.	Ownership	99.370	UnitedHealth Group Incorporated	
		00000	98-1093259				UnitedHealth Group Information Services Private Limited	JND	NIA	UnitedHealth International, Inc.	Ownership	0.630	UnitedHealth Group Incorporated	
		00000	98-1079826				UnitedHealth Group International GP	CYM	NIA	UnitedHealth Group Incorporated	Ownership	100.000	UnitedHealth Group Incorporated	
		00000	98-1080118				UnitedHealth Group International L.P.	CYM	NIA	UnitedHealth Group International GP	Ownership	84.984	UnitedHealth Group Incorporated	6
		00000	98-1080118				UnitedHealth Group International L.P.	CYM	NIA	FMG Holdings, LLC	Ownership	14.815	UnitedHealth Group Incorporated	6
		00000	98-1080118				UnitedHealth Group International L.P.	CYM	NIA	Hygeia Corporation	Ownership	0.201	UnitedHealth Group Incorporated	6
		00000	46-3311984				UnitedHealth Group Ventures, LLC	DE	NIA	UnitedHealth Group Incorporated	Ownership	100.000	UnitedHealth Group Incorporated	
		00000	41-1917398				UnitedHealth International, Inc.	DE	NIA	UnitedHealth Group Incorporated	Ownership	100.000	UnitedHealth Group Incorporated	
		00000	26-2574977				UnitedHealth Military & Veterans Services, LLC	DE	NIA	United HealthCare Services, Inc.	Ownership	100.000	UnitedHealth Group Incorporated	
		00000	98-0559902				UnitedHealth UK Limited	GBR	NIA	Optum Solutions UK Holdings Limited	Ownership	100.000	UnitedHealth Group Incorporated	
0707	UnitedHealth Group Incorporated	95174	33-0115163				UnitedHealthcare Benefits of Texas, Inc.	TX	IA	United HealthCare Services, Inc.	Ownership	100.000	UnitedHealth Group Incorporated	
		00000	47-3221444				UnitedHealthcare Benefits Plan of California	CA	IA	United HealthCare Services, Inc.	Ownership	100.000	UnitedHealth Group Incorporated	
		00000	46-4348775				UnitedHealthcare Community Plan of California, Inc.	CA	IA	United HealthCare Services, Inc.	Ownership	100.000	UnitedHealth Group Incorporated	
0707	UnitedHealth Group Incorporated	13168	26-2688274				UnitedHealthcare Community Plan of Georgia, Inc.	GA	IA	AmeriChoice Corporation	Ownership	100.000	UnitedHealth Group Incorporated	
0707	UnitedHealth Group Incorporated	12323	56-2451429				UnitedHealthcare Community Plan of Ohio, Inc.	OH	IA	Three Rivers Holdings, Inc.	Ownership	100.000	UnitedHealth Group Incorporated	
0707	UnitedHealth Group Incorporated	11141	91-2008361				UnitedHealthcare Community Plan of Texas, L.L.C.	TX	IA	Ovations, Inc.	Ownership	100.000	UnitedHealth Group Incorporated	
0707	UnitedHealth Group Incorporated	95467	38-3204052				UnitedHealthcare Community Plan, Inc.	MI	IA	AmeriChoice Corporation	Ownership	100.000	UnitedHealth Group Incorporated	
		00000	98-1200034				UnitedHealthcare Consulting & Assistance Service (Beijing) Co., Ltd.	CHN	NIA	UnitedHealthcare International I B.V.	Ownership	100.000	UnitedHealth Group Incorporated	
		00000	98-1199879				UnitedHealthcare Europe S.á.r.l.	LUX	NIA	UnitedHealthcare International V S.á.r.l.	Ownership	100.000	UnitedHealth Group Incorporated	
		00000	98-1099116				UnitedHealthcare India Private Limited	JND	NIA	UnitedHealthcare International II B.V.	Ownership	99.994	UnitedHealth Group Incorporated	
		00000	98-1099116				UnitedHealthcare India Private Limited	JND	NIA	UnitedHealth International, Inc.	Ownership	0.007	UnitedHealth Group Incorporated	
0707	UnitedHealth Group Incorporated	79413	36-2739571				UnitedHealthcare Insurance Company	CT	IA	UHC Holdings, Inc.	Ownership	100.000	UnitedHealth Group Incorporated	
0707	UnitedHealth Group Incorporated	60318	36-3800349				UnitedHealthcare Insurance Company of Illinois	IL	IA	UnitedHealthcare Insurance Company	Ownership	100.000	UnitedHealth Group Incorporated	
0707	UnitedHealth Group Incorporated	60093	11-3283886				UnitedHealthcare Insurance Company of New York	NY	IA	UnitedHealthcare Insurance Company	Ownership	100.000	UnitedHealth Group Incorporated	

16.10

STATEMENT AS OF MARCH 31, 2016 OF THE UnitedHealthcare of New England, Inc.

**SCHEDULE Y**  
**PART 1A - DETAIL OF INSURANCE HOLDING COMPANY SYSTEM**

1	2	3	4	5	6	7	8	9	10	11	12	13	14	15
Group Code	Group Name	NAIC Company Code	ID Number	Federal RSSD	CIK	Name of Securities Exchange if Publicly Traded (U.S. or International)	Names of Parent, Subsidiaries Or Affiliates	Domiciliary Location	Relationship to Reporting Entity	Directly Controlled by (Name of Entity/Person)	Type of Control (Ownership, Board, Management, Attorney-in-Fact, Influence, Other)	If Control is Ownership Provide Percentage	Ultimate Controlling Entity(ies)/Person(s)	*
...0707	UnitedHealth Group Incorporated	12231	20-1902768				UnitedHealthcare Insurance Company of the River Valley	IL	IA	UnitedHealthcare Services Company of the River Valley, Inc.	Ownership	100.000	UnitedHealth Group Incorporated	
		00000	86-0618309				UnitedHealthcare Integrated Services, Inc.	AZ	NIA	Ovations, Inc.	Ownership	100.000	UnitedHealth Group Incorporated	
		00000	41-1988797				UnitedHealthcare International Asia, LLC	DE	NIA	UnitedHealth Group Incorporated	Ownership	100.000	UnitedHealth Group Incorporated	
		00000	98-1100512				UnitedHealthcare International I B.V.	NLD	NIA	UnitedHealth Group International L.P.	Ownership	100.000	UnitedHealth Group Incorporated	
		00000	98-1079595				UnitedHealthcare International I S.á.r.l.	LUX	NIA	UnitedHealth Group International L.P.	Ownership	100.000	UnitedHealth Group Incorporated	
		00000	98-1100980				UnitedHealthcare International II B.V.	NLD	NIA	UnitedHealthcare International I B.V.	Ownership	100.000	UnitedHealth Group Incorporated	
		00000	98-1079459				UnitedHealthcare International II S.á.r.l.	LUX	NIA	UnitedHealthcare International I S.á.r.l.	Ownership	100.000	UnitedHealth Group Incorporated	
		00000	98-1077436				UnitedHealthcare International III S.á.r.l.	LUX	NIA	UnitedHealthcare International IV S.á.r.l.	Ownership	100.000	UnitedHealth Group Incorporated	
		00000	98-1080926				UnitedHealthcare International IV S.á.r.l.	LUX	NIA	UnitedHealthcare International II S.á.r.l.	Ownership	100.000	UnitedHealth Group Incorporated	
		00000	98-1257473				UnitedHealthcare International V S.á.r.l.	LUX	NIA	UnitedHealth Group International L.P.	Ownership	100.000	UnitedHealth Group Incorporated	
.0707	UnitedHealth Group Incorporated	97179	86-0207231				UnitedHealthcare Life Insurance Company	WI	IA	Golden Rule Financial Corporation	Ownership	100.000	UnitedHealth Group Incorporated	
.0707	UnitedHealth Group Incorporated	95784	63-0899562				UnitedHealthcare of Alabama, Inc.	AL	IA	UnitedHealthcare, Inc.	Ownership	100.000	UnitedHealth Group Incorporated	
.0707	UnitedHealth Group Incorporated	96016	86-0507074				UnitedHealthcare of Arizona, Inc.	AZ	IA	UnitedHealthcare, Inc.	Ownership	100.000	UnitedHealth Group Incorporated	
.0707	UnitedHealth Group Incorporated	95446	63-1036819				UnitedHealthcare of Arkansas, Inc.	AR	IA	UnitedHealthcare, Inc.	Ownership	100.000	UnitedHealth Group Incorporated	
.0707	UnitedHealth Group Incorporated	95090	84-1004639				UnitedHealthcare of Colorado, Inc.	CO	IA	UnitedHealthcare, Inc.	Ownership	100.000	UnitedHealth Group Incorporated	
.0707	UnitedHealth Group Incorporated	95264	59-1293865				UnitedHealthcare of Florida, Inc.	FL	IA	UnitedHealthcare, Inc.	Ownership	100.000	UnitedHealth Group Incorporated	
.0707	UnitedHealth Group Incorporated	95850	58-1653544				UnitedHealthcare of Georgia, Inc.	GA	IA	UnitedHealthcare, Inc.	Ownership	100.000	UnitedHealth Group Incorporated	
.0707	UnitedHealth Group Incorporated	95776	36-3280214				UnitedHealthcare of Illinois, Inc.	IL	IA	UnitedHealthcare, Inc.	Ownership	100.000	UnitedHealth Group Incorporated	
.0707	UnitedHealth Group Incorporated	96644	62-1240316				UnitedHealthcare of Kentucky, Ltd.	KY	IA	United HealthCare Services, Inc.	Ownership	94.180	UnitedHealth Group Incorporated	7
.0707	UnitedHealth Group Incorporated	96644	62-1240316				UnitedHealthcare of Kentucky, Ltd.	KY	IA	UnitedHealthcare, Inc.	Ownership	5.820	UnitedHealth Group Incorporated	7
.0707	UnitedHealth Group Incorporated	95833	72-1074008				UnitedHealthcare of Louisiana, Inc.	LA	IA	UnitedHealthcare, Inc.	Ownership	100.000	UnitedHealth Group Incorporated	
.0707	UnitedHealth Group Incorporated	95716	63-1036817				UnitedHealthcare of Mississippi, Inc.	MS	IA	UnitedHealthcare, Inc.	Ownership	100.000	UnitedHealth Group Incorporated	
.0707	UnitedHealth Group Incorporated	95149	05-0413469				UnitedHealthcare of New England, Inc.	RI	RE	United HealthCare Services, Inc.	Ownership	100.000	UnitedHealth Group Incorporated	
.0707	UnitedHealth Group Incorporated	13214	26-2697886				UnitedHealthcare of New Mexico, Inc.	NM	IA	UnitedHealthcare Insurance Company	Ownership	100.000	UnitedHealth Group Incorporated	
.0707	UnitedHealth Group Incorporated	95085	06-1172891				UnitedHealthcare of New York, Inc.	NY	IA	AmeriChoice Corporation	Ownership	100.000	UnitedHealth Group Incorporated	
.0707	UnitedHealth Group Incorporated	95103	56-1461010				UnitedHealthcare of North Carolina, Inc.	NC	IA	UnitedHealthcare, Inc.	Ownership	100.000	UnitedHealth Group Incorporated	
.0707	UnitedHealth Group Incorporated	95186	31-1142815				UnitedHealthcare of Ohio, Inc.	OH	IA	United HealthCare Services, Inc.	Ownership	100.000	UnitedHealth Group Incorporated	
.0707	UnitedHealth Group Incorporated	96903	33-0115166				UnitedHealthcare of Oklahoma, Inc.	OK	IA	United HealthCare Services, Inc.	Ownership	100.000	UnitedHealth Group Incorporated	
.0707	UnitedHealth Group Incorporated	95893	93-0938819				UnitedHealthcare of Oregon, Inc.	OR	IA	United HealthCare Services, Inc.	Ownership	100.000	UnitedHealth Group Incorporated	
.0707	UnitedHealth Group Incorporated	95220	25-1756858				UnitedHealthcare of Pennsylvania, Inc.	PA	IA	Three Rivers Holdings, Inc.	Ownership	100.000	UnitedHealth Group Incorporated	
.0707	UnitedHealth Group Incorporated	95765	95-3939697				UnitedHealthcare of Texas, Inc.	TX	IA	UnitedHealthcare, Inc.	Ownership	100.000	UnitedHealth Group Incorporated	
							UnitedHealthcare of the Mid-Atlantic, Inc.	MD	IA	UnitedHealthcare, Inc.	Ownership	100.000	UnitedHealth Group Incorporated	
.0707	UnitedHealth Group Incorporated	95025	52-1130183				UnitedHealthcare of the Midlands, Inc.	NE	IA	UnitedHealthcare, Inc.	Ownership	100.000	UnitedHealth Group Incorporated	
.0707	UnitedHealth Group Incorporated	95591	47-0676824				UnitedHealthcare of the Midwest, Inc.	MO	IA	UnitedHealthcare, Inc.	Ownership	100.000	UnitedHealth Group Incorporated	
.0707	UnitedHealth Group Incorporated	96385	43-1361841				UnitedHealthcare of Utah, Inc.	UT	IA	UnitedHealthcare, Inc.	Ownership	100.000	UnitedHealth Group Incorporated	
.0707	UnitedHealth Group Incorporated	95501	41-1488563				UnitedHealthcare of Washington, Inc.	WA	IA	United HealthCare Services, Inc.	Ownership	100.000	UnitedHealth Group Incorporated	
.0707	UnitedHealth Group Incorporated	48038	91-1312551				UnitedHealthcare of Wisconsin, Inc.	WI	IA	UnitedHealthcare, Inc.	Ownership	100.000	UnitedHealth Group Incorporated	
							UnitedHealthcare Plan of the River Valley, Inc.	IL	IA	UnitedHealthcare Services Company of the River Valley, Inc.	Ownership	100.000	UnitedHealth Group Incorporated	
.0707	UnitedHealth Group Incorporated	95378	36-3379945				UnitedHealthcare Service LLC	DE	NIA	UnitedHealthcare Insurance Company	Ownership	100.000	UnitedHealth Group Incorporated	
		00000	47-0854646				UnitedHealthcare Services Company of the River Valley, Inc.	DE	NIA	UnitedHealthcare, Inc.	Ownership	100.000	UnitedHealth Group Incorporated	
		00000	36-3355110				UnitedHealthcare Specialty Benefits, LLC	ME	NIA	Specialty Benefits, LLC	Ownership	100.000	UnitedHealth Group Incorporated	
		00000	01-0518346				UnitedHealthcare, Inc.	DE	NIA	United HealthCare Services, Inc.	Ownership	100.000	UnitedHealth Group Incorporated	
		00000	41-1922511											

16.11

**SCHEDULE Y**  
**PART 1A - DETAIL OF INSURANCE HOLDING COMPANY SYSTEM**

1	2	3	4	5	6	7	8	9	10	11	12	13	14	15
Group Code	Group Name	NAIC Company Code	ID Number	Federal RSSD	CIK	Name of Securities Exchange if Publicly Traded (U.S. or International)	Names of Parent, Subsidiaries Or Affiliates	Domiciliary Location	Relationship to Reporting Entity	Directly Controlled by (Name of Entity/Person)	Type of Control (Ownership, Board, Management, Attorney-in-Fact, Influence, Other)	If Control is Ownership Provide Percentage	Ultimate Controlling Entity(ies)/Person(s)	*
		00000	26-0382877				Urgent Care Holdings, Inc.	DE	NIA	Optum Clinics Intermediate Holdings, Inc.	Ownership	100.000	UnitedHealth Group Incorporated	
		00000	26-3667220				Urgent Care MSO, LLC	DE	NIA	Urgent Care Holdings, Inc.	Ownership	100.000	UnitedHealth Group Incorporated	
		00000	87-0757396				Valley Physicians Network, Inc.	CA	NIA	PrimeCare Medical Network, Inc.	Ownership	100.000	UnitedHealth Group Incorporated	
		00000	74-2797745				WellMed Medical Management of Florida, Inc.	FL	NIA	WellMed Medical Management, Inc.	Ownership	100.000	UnitedHealth Group Incorporated	

Asterisk	Explanation
1	The remaining 20% is owned by external shareholders. Corporate secretarial services for this entity are the responsibility of the portfolio company.
2	The remaining percentage is owned by one or more external third party(ies) and/or shareholder(s) which consist of individuals or companies.
3	The remaining 26% is owned by internal and external investors.
4	The remaining percentage is owned by company management, officers and/or directors.
5	The remaining 0.75904% owned by external shareholders and 0.03490% owned by Treasury Shares.
6	The limited partners of UnitedHealth Group International, L.P. include FMG Holdings, LLC (14.8145%), Hygeia Corporation (DE) (0.2012%) and UnitedHealth Group Incorporated (84.9843%). UnitedHealth Group International GP is the general partner of UnitedHealth Group International, L.P.
7	The general partnership interest of 89.77% is held by United HealthCare Services, Inc. (UHS) and 10.23% is held by UnitedHealthcare, Inc. (UHC). UHS also holds 100% of the limited partnership interests. When combining general and limited partner interests, UHS owns 94.18% and UHC owns 5.82%.

# SUPPLEMENTAL EXHIBITS AND SCHEDULES INTERROGATORIES

The following supplemental reports are required to be filed as part of your statement filing. However, in the event that your company does not transact the type of business for which the special report must be filed, your response of NO to the specific interrogatory will be accepted in lieu of filing a "NONE" report and a bar code will be printed below. If the supplement is required of your company but is not being filed for whatever reason enter SEE EXPLANATION and provide an explanation following the interrogatory questions.

	Response
1. Will the Medicare Part D Coverage Supplement be filed with the state of domicile and the NAIC with this statement? .....	NO

Explanation:

1.

Bar Code:

1. Medicare Part D Coverage Supplement [Document Identifier 365]



**OVERFLOW PAGE FOR WRITE-INS**

**SCHEDULE A - VERIFICATION**

Real Estate

	1 Year to Date	2 Prior Year Ended December 31
1. Book/adjusted carrying value, December 31 of prior year .....		
2. Cost of acquired:		
2.1 Actual cost at time of acquisition .....		
2.2 Additional investment made after acquisition .....		
3. Current year change in encumbrances .....		
4. Total gain (loss) on disposals .....		
5. Deduct amounts received on disposals .....		
6. Total foreign exchange change in book/adjusted carrying value .....		
7. Deduct current year's other than temporary impairment recognized .....		
8. Deduct current year's depreciation .....		
9. Book/adjusted carrying value at the end of current period (Lines 1+2+3+4-5+6-7-8) .....		
10. Deduct total nonadmitted amounts .....		
11. Statement value at end of current period (Line 9 minus Line 10)		

NONE

**SCHEDULE B - VERIFICATION**

Mortgage Loans

	1 Year to Date	2 Prior Year Ended December 31
1. Book value/recorded investment excluding accrued interest, December 31 of prior year .....		
2. Cost of acquired:		
2.1 Actual cost at time of acquisition .....		
2.2 Additional investment made after acquisition .....		
3. Capitalized deferred interest and other .....		
4. Accrual of discount .....		
5. Unrealized valuation increase (decrease) .....		
6. Total gain (loss) on disposals .....		
7. Deduct amounts received on disposals .....		
8. Deduct amortization of premium and mortgage interest points and commitment fees .....		
9. Total foreign exchange change in book value/recorded investment excluding accrued interest .....		
10. Deduct current year's other than temporary impairment recognized .....		
11. Book value/recorded investment excluding accrued interest at end of current period (Lines 1+2+3+4+5+6-7-8+9-10) .....		
12. Total valuation allowance .....		
13. Subtotal (Line 11 plus Line 12) .....		
14. Deduct total nonadmitted amounts .....		
15. Statement value at end of current period (Line 13 minus Line 14)		

NONE

**SCHEDULE BA - VERIFICATION**

Other Long-Term Invested Assets

	1 Year to Date	2 Prior Year Ended December 31
1. Book/adjusted carrying value, December 31 of prior year .....		
2. Cost of acquired:		
2.1 Actual cost at time of acquisition .....		
2.2 Additional investment made after acquisition .....		
3. Capitalized deferred interest and other .....		
4. Accrual of discount .....		
5. Unrealized valuation increase (decrease) .....		
6. Total gain (loss) on disposals .....		
7. Deduct amounts received on disposals .....		
8. Deduct amortization of premium and depreciation .....		
9. Total foreign exchange change in book/adjusted carrying value .....		
10. Deduct current year's other than temporary impairment recognized .....		
11. Book/adjusted carrying value at end of current period (Lines 1+2+3+4+5+6-7-8+9-10) .....		
12. Deduct total nonadmitted amounts .....		
13. Statement value at end of current period (Line 11 minus Line 12)		

NONE

**SCHEDULE D - VERIFICATION**

Bonds and Stocks

	1 Year to Date	2 Prior Year Ended December 31
1. Book/adjusted carrying value of bonds and stocks, December 31 of prior year .....	314,192,092	260,105,106
2. Cost of bonds and stocks acquired .....	224,355,474	898,118,578
3. Accrual of discount .....	14,531	97,111
4. Unrealized valuation increase (decrease) .....		
5. Total gain (loss) on disposals .....	165,006	1,338,508
6. Deduct consideration for bonds and stocks disposed of .....	221,915,832	844,392,318
7. Deduct amortization of premium .....	291,974	1,074,893
8. Total foreign exchange change in book/adjusted carrying value .....		
9. Deduct current year's other than temporary impairment recognized .....		
10. Book/adjusted carrying value at end of current period (Lines 1+2+3+4+5-6-7+8-9) .....	316,519,297	314,192,092
11. Deduct total nonadmitted amounts .....		
12. Statement value at end of current period (Line 10 minus Line 11)	316,519,297	314,192,092

STATEMENT AS OF MARCH 31, 2016 OF THE UnitedHealthcare of New England, Inc.

**SCHEDULE D - PART 1B**

Showing the Acquisitions, Dispositions and Non-Trading Activity  
During the Current Quarter for all Bonds and Preferred Stock by NAIC Designation

NAIC Designation	1 Book/Adjusted Carrying Value Beginning of Current Quarter	2 Acquisitions During Current Quarter	3 Dispositions During Current Quarter	4 Non-Trading Activity During Current Quarter	5 Book/Adjusted Carrying Value End of First Quarter	6 Book/Adjusted Carrying Value End of Second Quarter	7 Book/Adjusted Carrying Value End of Third Quarter	8 Book/Adjusted Carrying Value December 31 Prior Year
<b>BONDS</b>								
1. NAIC 1 (a) .....	201,726,080	22,277,882	19,849,786	(784,366)	203,369,810	0	0	201,726,080
2. NAIC 2 (a) .....	2,482,898	0	0	506,924	2,989,822	0	0	2,482,898
3. NAIC 3 (a) .....	0				0			
4. NAIC 4 (a) .....	0				0			
5. NAIC 5 (a) .....	0				0			
6. NAIC 6 (a) .....	0				0			
7. Total Bonds	204,208,978	22,277,882	19,849,786	(277,442)	206,359,632	0	0	204,208,978
<b>PREFERRED STOCK</b>								
8. NAIC 1 .....	0				0			
9. NAIC 2 .....	0				0			
10. NAIC 3 .....	0				0			
11. NAIC 4 .....	0				0			
12. NAIC 5 .....	0				0			
13. NAIC 6 .....	0				0			
14. Total Preferred Stock	0	0	0	0	0	0	0	0
15. Total Bonds and Preferred Stock	204,208,978	22,277,882	19,849,786	(277,442)	206,359,632	0	0	204,208,978

(a) Book/Adjusted Carrying Value column for the end of the current reporting period includes the following amount of non-rated short-term and cash equivalent bonds by NAIC designation: NAIC 1 \$ ..... ; NAIC 2 \$ ..... ; NAIC 3 \$ ..... ;  
NAIC 4 \$ ..... ; NAIC 5 \$ ..... ; NAIC 6 \$ .....



**SCHEDULE DA - PART 1**

## Short-Term Investments

	1	2	3	4	5
	Book/Adjusted Carrying Value	Par Value	Actual Cost	Interest Collected Year-to-Date	Paid for Accrued Interest Year-to-Date
9199999 Totals	6,586,474	xxx	6,586,474	1,362	0

**SCHEDULE DA - VERIFICATION**

## Short-Term Investments

	1	2
	Year To Date	Prior Year Ended December 31
1. Book/adjusted carrying value, December 31 of prior year .....	383,965	8,556,992
2. Cost of short-term investments acquired .....	7,470,894	191,576,041
3. Accrual of discount .....		
4. Unrealized valuation increase (decrease) .....		
5. Total gain (loss) on disposals .....		(1,244)
6. Deduct consideration received on disposals .....	1,268,385	199,738,777
7. Deduct amortization of premium .....		9,047
8. Total foreign exchange change in book/adjusted carrying value .....		
9. Deduct current year's other than temporary impairment recognized .....		
10. Book/adjusted carrying value at end of current period (Lines 1+2+3+4+5-6-7+8-9) .....	6,586,474	383,965
11. Deduct total nonadmitted amounts .....		
12. Statement value at end of current period (Line 10 minus Line 11)	6,586,474	383,965

Schedule DB - Part A - Verification - Options, Caps, Floors, Collars, Swaps and Forwards

**N O N E**

Schedule DB - Part B - Verification - Futures Contracts

**N O N E**

Schedule DB - Part C - Section 1 - Replication (Synthetic Asset) Transactions (RSATs) Open

**N O N E**

Schedule DB-Part C-Section 2-Reconciliation of Replication (Synthetic Asset) Transactions Open

**N O N E**

Schedule DB - Verification - Book/Adjusted Carrying Value, Fair Value and Potential Exposure of  
Derivatives

**N O N E**

**SCHEDULE E - VERIFICATION**

(Cash Equivalents)

	1	2
	Year To Date	Prior Year Ended December 31
1. Book/adjusted carrying value, December 31 of prior year .....	0	1,999,884
2. Cost of cash equivalents acquired .....		98,719,351
3. Accrual of discount .....		13,765
4. Unrealized valuation increase (decrease) .....		
5. Total gain (loss) on disposals .....		
6. Deduct consideration received on disposals .....		100,733,000
7. Deduct amortization of premium .....		
8. Total foreign exchange change in book/adjusted carrying value .....		
9. Deduct current year's other than temporary impairment recognized .....		
10. Book/adjusted carrying value at end of current period (Lines 1+2+3+4+5-6-7+8-9) .....	0	0
11. Deduct total nonadmitted amounts .....		
12. Statement value at end of current period (Line 10 minus Line 11)	0	0

Schedule A - Part 2 - Real Estate Acquired and Additions Made

**N O N E**

Schedule A - Part 3 - Real Estate Disposed

**N O N E**

Schedule B - Part 2 - Mortgage Loans Acquired and Additions Made

**N O N E**

Schedule B - Part 3 - Mortgage Loans Disposed, Transferred or Repaid

**N O N E**

Schedule BA - Part 2 - Other Long-Term Invested Assets Acquired and Additions Made

**N O N E**

Schedule BA - Part 3 - Other Long-Term Invested Assets Disposed, Transferred or Repaid

**N O N E**

STATEMENT AS OF MARCH 31, 2016 OF THE UnitedHealthcare of New England, Inc.

**SCHEDULE D - PART 3**

Show All Long-Term Bonds and Stock Acquired During the Current Quarter

1	2	3	4	5	6	7	8	9	10
CUSIP Identification	Description	Foreign	Date Acquired	Name of Vendor	Number of Shares of Stock	Actual Cost	Par Value	Paid for Accrued Interest and Dividends	NAIC Designation or Market Indicator (a)
912828-J5-0	US Treasury Note 1.375% 02/29/20		.03/10/2016	Nomura Securities		1,001,172	1,000,000	.411	1
912828-P7-9	US Treasury Note 1.500% 02/28/23		.03/10/2016	Nomura Securities		6,884,637	7,000,000	3,139	1
912828-P8-7	US Treasury Note 1.125% 02/28/21		.03/21/2016	Jefferys and Company		4,940,625	5,000,000	3,363	1
<b>0599999. Subtotal - Bonds - U.S. Governments</b>						12,826,434	13,000,000	6,913	XXX
342816-J4-8	FLORIDA ST MUNI Rev Bond Cont Call 5.000% 10/01/30		.02/18/2016	Merrill Lynch		604,940	500,000	.0	1FE
837151-PK-9	SOUTH CAROLINA S Rev Bond Cont Call 5.000% 12/01/29		.01/08/2016	Merrill Lynch		54,528	45,000	.0	1FE
837151-PL-7	SOUTH CAROLINA S Rev Bond Cont Call 5.000% 12/01/30		.01/08/2016	Merrill Lynch		60,336	50,000	.0	1FE
83786P-CN-8	S FL WTR MGMT DI Rev Bond Cont Call 5.000% 10/01/29		.01/13/2016	CitiGroup		36,353	30,000	.0	1FE
83786P-CP-3	S FL WTR MGMT DI Rev Bond Cont Call 5.000% 10/01/30		.01/13/2016	CitiGroup		48,272	40,000	.0	1FE
83786P-CN-8	S FL WTR MGMT DI Rev Bond Cont Call 5.000% 10/01/31		.01/13/2016	CitiGroup		53,864	45,000	.0	1FE
<b>3199999. Subtotal - Bonds - U.S. Special Revenues</b>						858,293	710,000	0	XXX
46642C-BH-2	JP MORGAN CHASE JPMCC 2014-C20 A4A1 CMBS 3.538% 07/15/47		.03/29/2016	Goldman Sachs		737,516	700,000	.0	1FM
63253W-AH-4	NATL AUSTRALIABK Corp Note Non Call Prv Plc 2.250% 03/16/21	F	.03/09/2016	CitiGroup		384,746	385,000	.0	1FE
<b>3899999. Subtotal - Bonds - Industrial and Miscellaneous (Unaffiliated)</b>						1,122,262	1,085,000	0	XXX
<b>8399997. Total - Bonds - Part 3</b>						14,806,989	14,795,000	6,913	XXX
<b>8399998. Total - Bonds - Part 5</b>						XXX	XXX	XXX	XXX
<b>8399999. Total - Bonds</b>						14,806,989	14,795,000	6,913	XXX
<b>8999997. Total - Preferred Stocks - Part 3</b>						0	XXX	0	XXX
<b>8999998. Total - Preferred Stocks - Part 5</b>						XXX	XXX	XXX	XXX
<b>8999999. Total - Preferred Stocks</b>						0	XXX	0	XXX
000000-00-0	UHC Liquidity Pool Pro Rata Share Portion		.01/04/2016	JP Morgan Pool	27,482,000.000	27,482,000	.0	.0	L
000000-00-0	UHC Liquidity Pool Pro Rata Share Portion		.01/11/2016	JP Morgan Pool	106,000.000	106,000	.0	.0	L
000000-00-0	UHC Liquidity Pool Pro Rata Share Portion		.01/15/2016	JP Morgan Pool	25,886,000.000	25,886,000	.0	.0	L
000000-00-0	UHC Liquidity Pool Pro Rata Share Portion		.01/29/2016	JP Morgan Pool	14,209,000.000	14,209,000	.0	.0	L
000000-00-0	UHC Liquidity Pool Pro Rata Share Portion		.01/29/2016	JP Morgan Pool	39,450.530	39,451	.0	.0	L
000000-00-0	UHC Liquidity Pool Pro Rata Share Portion		.02/01/2016	JP Morgan Pool	29,882,000.000	29,882,000	.0	.0	L
000000-00-0	UHC Liquidity Pool Pro Rata Share Portion		.02/08/2016	JP Morgan Pool	119,000.000	119,000	.0	.0	L
000000-00-0	UHC Liquidity Pool Pro Rata Share Portion		.02/12/2016	JP Morgan Pool	363,000.000	363,000	.0	.0	L
000000-00-0	UHC Liquidity Pool Pro Rata Share Portion		.02/19/2016	JP Morgan Pool	27,212,000.000	27,212,000	.0	.0	L
000000-00-0	UHC Liquidity Pool Pro Rata Share Portion		.02/29/2016	JP Morgan Pool	40,992.150	40,992	.0	.0	L
000000-00-0	UHC Liquidity Pool Pro Rata Share Portion		.03/01/2016	JP Morgan Pool	28,382,000.000	28,382,000	.0	.0	L
000000-00-0	UHC Liquidity Pool Pro Rata Share Portion		.03/04/2016	JP Morgan Pool	15,423,000.000	15,423,000	.0	.0	L
000000-00-0	UHC Liquidity Pool Pro Rata Share Portion		.03/08/2016	JP Morgan Pool	25,000.000	25,000	.0	.0	L
000000-00-0	UHC Liquidity Pool Pro Rata Share Portion		.03/18/2016	JP Morgan Pool	27,501,000.000	27,501,000	.0	.0	L
000000-00-0	UHC Liquidity Pool Pro Rata Share Portion		.03/31/2016	JP Morgan Pool	12,649,000.000	12,649,000	.0	.0	L
000000-00-0	UHC Liquidity Pool Pro Rata Share Portion		.03/31/2016	JP Morgan Pool	177,250.570	177,251	.0	.0	L
000000-00-0	UHC Liquidity Pool Pro Rata Share Portion		.03/31/2016	JP Morgan Pool	51,791.610	51,792	.0	.0	L
<b>9099999. Subtotal - Common Stocks - Industrial and Miscellaneous (Unaffiliated)</b>						209,548,486	XXX	0	XXX
<b>9799997. Total - Common Stocks - Part 3</b>						209,548,486	XXX	0	XXX
<b>9799998. Total - Common Stocks - Part 5</b>						XXX	XXX	XXX	XXX
<b>9799999. Total - Common Stocks</b>						209,548,486	XXX	0	XXX
<b>9899999. Total - Preferred and Common Stocks</b>						209,548,486	XXX	0	XXX
<b>9999999 - Totals</b>						224,355,475	XXX	6,913	XXX

(a) For all common stock bearing the NAIC market indicator "U" provide: the number of such issues .....













STATEMENT AS OF MARCH 31, 2016 OF THE UnitedHealthcare of New England, Inc.

**SCHEDULE D - PART 4**

Show All Long-Term Bonds and Stock Sold, Redeemed or Otherwise Disposed of During the Current Quarter

1 CUSIP Ident- ification	2 Description	3 For- eign	4 Disposal Date	5 Name of Purchaser	6 Number of Shares of Stock	7 Consid- eration	8 Par Value	9 Actual Cost	10 Prior Year Book/ Adjusted Carrying Value	Change In Book/Adjusted Carrying Value					16 Book/ Adjusted Carrying Value at Disposal Date	17 Foreign Exchange Gain (Loss) on Disposal	18 Realized Gain (Loss) on Disposal	19 Total Gain (Loss) on Disposal	20 Bond Interest/ Stock Dividends Received During Year	21 Stated Con- tractual Maturity Date	22 NAIC Desig- nation or Market In- dicator (a)
										11 Unrealized Valuation Increase/ (Decrease)	12 Current Year's (Amor- tization)/ Accretion	13 Other Than Temporary Impairment Recog- nized	14 Total Change in Book/ Adjusted Carrying Value (11 + 12 - 13)	15 Total Foreign Exchange Change in Book /Adjusted Carrying Value							
.000000-00-0	UHC Liquidity Pool Pro Rata Share Portion		03/29/2016	JP Morgan Pool	165,000.000	165,000		165,000	0	0	0	0	0	165,000	0	0	0	62			
.000000-00-0	UHC Liquidity Pool Pro Rata Share Portion		03/30/2016	JP Morgan Pool	98,000.000	98,000		98,000	0	0	0	0	0	98,000	0	0	0	37			
.000000-00-0	UHC Liquidity Pool Pro Rata Share Portion		03/30/2016	JP Morgan Pool	16,769,414.000	16,769,414		16,769,414	0	0	0	0	0	16,769,414	0	0	0	6,323			
9099999	Subtotal - Common Stocks - Industrial and Miscellaneous (Unaffiliated)					203,169,427	XXX	203,169,427	110,367,089	0	0	0	0	203,169,427	0	0	0	69,820	XXX	XXX	
9799997	Total - Common Stocks - Part 4					203,169,427	XXX	203,169,427	110,367,089	0	0	0	0	203,169,427	0	0	0	69,820	XXX	XXX	
9799998	Total - Common Stocks - Part 5					XXX	XXX	XXX	XXX	XXX	XXX	XXX	XXX	XXX	XXX	XXX	XXX	XXX	XXX	XXX	
9799999	Total - Common Stocks					203,169,427	XXX	203,169,427	110,367,089	0	0	0	0	203,169,427	0	0	0	69,820	XXX	XXX	
9899999	Total - Preferred and Common Stocks					203,169,427	XXX	203,169,427	110,367,089	0	0	0	0	203,169,427	0	0	0	69,820	XXX	XXX	
9999999	Totals					221,915,868	XXX	221,795,805	128,986,562	0	(38,034)	0	(38,034)	221,750,864	0	165,006	165,006	161,018	XXX	XXX	

(a) For all common stock bearing the NAIC market indicator "U" provide: the number of such issues.....

Schedule DB - Part A - Section 1 - Options, Caps, Floors, Collars, Swaps and Forwards Open

**N O N E**

Schedule DB - Part B - Section 1 - Futures Contracts Open

**N O N E**

Schedule DB - Part B - Section 1B - Brokers with whom cash deposits have been made

**N O N E**

Schedule DB - Part D - Section 1 - Counterparty Exposure for Derivative Instruments Open

**N O N E**

Schedule DB - Part D-Section 2 - Collateral for Derivative Instruments Open - Pledged By

**N O N E**

Schedule DB - Part D-Section 2 - Collateral for Derivative Instruments Open - Pledged To

**N O N E**

Schedule DL - Part 1 - Reinvested Collateral Assets Owned

**N O N E**

Schedule DL - Part 2 - Reinvested Collateral Assets Owned

**N O N E**

### SCHEDULE E - PART 1 - CASH

Month End Depository Balances

1 Depository	2 Code	3 Rate of Interest	4 Amount of Interest Received During Current Quarter	5 Amount of Interest Accrued at Current Statement Date	Book Balance at End of Each Month During Current Quarter			9 *
					6 First Month	7 Second Month	8 Third Month	
JPMorgan Chase ..... New York, NY .....					499,813	499,767	566,690	XXX
Bank of America ..... Charlotte, NC .....					(1,041,202)	(1,274,057)	(1,146,123)	XXX
Bank of NY Mellon ..... New York, NY .....					1,080	669	589	XXX
0199998. Deposits in ... depositories that do not exceed the allowable limit in any one depository (See instructions) - Open Depositories	XXX	XXX						XXX
0199999. Totals - Open Depositories	XXX	XXX	0	0	(540,309)	(773,620)	(578,843)	XXX
0299998. Deposits in ... depositories that do not exceed the allowable limit in any one depository (See instructions) - Suspended Depositories	XXX	XXX						XXX
0299999. Totals - Suspended Depositories	XXX	XXX	0	0	0	0	0	XXX
0399999. Total Cash on Deposit	XXX	XXX	0	0	(540,309)	(773,620)	(578,843)	XXX
0499999. Cash in Company's Office	XXX	XXX	XXX	XXX				XXX
0599999. Total - Cash	XXX	XXX	0	0	(540,309)	(773,620)	(578,843)	XXX

**SCHEDULE E - PART 2 - CASH EQUIVALENTS**

Show Investments Owned End of Current Quarter

1 Description	2 Code	3 Date Acquired	4 Rate of Interest	5 Maturity Date	6 Book/Adjusted Carrying Value	7 Amount of Interest Due and Accrued	8 Amount Received During Year
<b>NONE</b>							
8699999 - Total Cash Equivalents							