



ANNUAL STATEMENT

For the Year Ended December 31, 2017

of the Condition and Affairs of the

APPALACHIAN INSURANCE COMPANY

NAIC Group Code.....0065, 0065 (Current Period) (Prior Period)	NAIC Company Code..... 10316	Employer's ID Number..... 05-0284861
Organized under the Laws of RI	State of Domicile or Port of Entry RI	Country of Domicile US
Incorporated/Organized..... April 14, 1941	Commenced Business..... January 1, 1942	
Statutory Home Office	270 Central Avenue..... Johnston RI US 02919-4949 <i>(Street and Number) (City or Town, State, Country and Zip Code)</i>	
Main Administrative Office	270 Central Avenue..... Johnston RI US..... 02919-4949 <i>(Street and Number) (City or Town, State, Country and Zip Code)</i>	401-275-3000 <i>(Area Code) (Telephone Number)</i>
Mail Address	P.O. Box 7500..... Johnston RI US 02919-0750 <i>(Street and Number or P. O. Box) (City or Town, State, Country and Zip Code)</i>	
Primary Location of Books and Records	270 Central Avenue..... Johnston RI US 02919-4949 <i>(Street and Number) (City or Town, State, Country and Zip Code)</i>	401-275-3000 <i>(Area Code) (Telephone Number)</i>
Internet Web Site Address	www.fmglobal.com	
Statutory Statement Contact	Jeffrey Black <i>(Name)</i> jeffrey.black@fmglobal.com <i>(E-Mail Address)</i>	401-415-1559 <i>(Area Code) (Telephone Number) (Extension)</i> 401-946-8306 <i>(Fax Number)</i>

OFFICERS

Name	Title	Name	Title
1. Thomas Alan Lawson	President & Chief Executive Officer	2. Jonathan Irving Mishara	Senior Vice President & Secretary
3. Theresa Ann Molloy	Vice President & Controller	4. William Alfred Mekrut #	Vice President & Treasurer

OTHER

Bret Nils Ahnell	Executive Vice President	Kevin Scott Ingram	Senior Vice President
Jonathan William Hall	Chief Operating Officer	Christopher Johnson	Executive Vice President
Paul Edward LaFleche	Senior Vice President	Jeanne Ruth Lieb	Senior Vice President
Jonathan Irving Mishara	Senior Vice President	Enzo Rebula	Senior Vice President
Michael Robert Turner	Executive Vice President		

DIRECTORS OR TRUSTEES

Frank Thomas Connor	Colin Richard Day	Daniel Lee Knotts	Thomas Alan Lawson
John Anderson Luke Jr	Gracia Catherine Martore	Christine Mary McCarthy	Stuart Blain Parker
Edward Joseph Rapp	Shivan Sivaswamy Subramaniam	Israel Ruiz	Michel Giannuzzi
Glenn Rodney Landau #			

State of..... Rhode Island
County of..... Providence

The officers of this reporting entity being duly sworn, each depose and say that they are the described officers of said reporting entity, and that on the reporting period stated above, all of the herein described assets were the absolute property of the said reporting entity, free and clear from any liens or claims thereon, except as herein stated, and that this statement, together with related exhibits, schedules and explanations therein contained, annexed or referred to, is a full and true statement of all the assets and liabilities and of the condition and affairs of the said reporting entity as of the reporting period stated above, and of its income and deductions therefrom for the period ended, and have been completed in accordance with the NAIC *Annual Statement Instructions and Accounting Practices and Procedures* manual except to the extent that: (1) state law may differ; or, (2) that state rules or regulations require differences in reporting not related to accounting practices and procedures, according to the best of their information, knowledge and belief, respectively. Furthermore, the scope of this attestation by the described officers also includes the related corresponding electronic filing with the NAIC, when required, that is an exact copy (except for formatting differences due to electronic filing) of the enclosed statement. The electronic filing may be requested by various regulators in lieu of or in addition to the enclosed statement.

_____ (Signature) Thomas Alan Lawson	_____ (Signature) Jonathan Irving Mishara	_____ (Signature) Theresa Ann Molloy
1. (Printed Name) President & Chief Executive Officer	2. (Printed Name) Senior Vice President & Secretary	3. (Printed Name) Vice President & Controller
_____ (Title)	_____ (Title)	_____ (Title)

Subscribed and sworn to before me
This 21st day of February 2018
John A. Soares III Notary Public
Expires July 5, 2021

a. Is this an original filing? Yes [X] No []
b. If no 1. State the amendment number _____
2. Date filed _____
3. Number of pages attached _____

EXHIBIT OF PREMIUMS AND LOSSES (Statutory Page 14)



NAIC Group Code....0065 NAIC Company Code....10316

BUSINESS IN Other Alien # 1 DURING THE YEAR

19

Line of Business	Gross Premiums, Including Policy and Membership Fees, Less Return Premiums and Premiums on Policies not Taken		3 Dividends Paid or Credited to Policyholders on Direct Business	4 Direct Unearned Premium Reserves	5 Direct Losses Paid (deducting salvage)	6 Direct Losses Incurred	7 Direct Losses Unpaid	8 Direct Defense and Cost Containment Expense Paid	9 Direct Defense and Cost Containment Expense Incurred	10 Direct Defense and Cost Containment Expense Unpaid	11 Commissions and Brokerage Expenses	12 Taxes, Licenses and Fees
	1 Direct Premiums Written	2 Direct Premiums Earned										
1. Fire.....												
2.1 Allied lines.....												
2.2 Multiple peril crop.....												
2.3 Federal flood.....												
2.4 Private crop.....												
2.5 Private flood.....												
3. Farmowners multiple peril.....												
4. Homeowners multiple peril.....												
5.1 Commercial multiple peril (non-liability portion).....												
5.2 Commercial multiple peril (liability portion).....												
6. Mortgage guaranty.....												
8. Ocean marine.....												
9. Inland marine.....												
10. Financial guaranty.....												
11. Medical professional liability.....												
12. Earthquake.....												
13. Group accident and health (b).....												
14. Credit A&H (group and individual).....												
15.1 Collectively renewable A&H (b).....												
15.2 Non-cancelable A&H (b).....												
15.3 Guaranteed renewable A&H (b).....												
15.4 Non-renewable for stated reasons only (b).....												
15.5 Other accident only.....												
15.6 Medicare Title XVIII exempt from state taxes or fees.....												
15.7 All other A&H (b).....												
15.8 Federal employees health benefits plan premium.....												
16. Workers' compensation.....												
17.1 Other liability-occurrence.....												
17.2 Other liability-claims-made.....												
17.3 Excess workers' compensation.....												
18. Products liability.....												
19.1 Private passenger auto no-fault (personal injury protection).....												
19.2 Other private passenger auto liability.....												
19.3 Commercial auto no-fault (personal injury protection).....												
19.4 Other commercial auto liability.....												
21.1 Private passenger auto physical damage.....												
21.2 Commercial auto physical damage.....												
22. Aircraft (all perils).....												
23. Fidelity.....												
24. Surety.....												
26. Burglary and theft.....												
27. Boiler and machinery.....												
28. Credit.....												
30. Warranty.....												
34. Aggregate write-ins for other lines of business.....	0	0	0	0	0	0	0	0	0	0	0	0
35. TOTALS (a).....	0	0	0	0	0	0	0	0	0	0	0	0

NONE

DETAILS OF WRITE-INS

3401.....												
3402.....												
3403.....												
3498. Summary of remaining write-ins for Line 34 from overflow page.....	0	0	0	0	0	0	0	0	0	0	0	0
3499. TOTALS (Lines 3401 through 3403 plus 3498) (Line 34 above).....	0	0	0	0	0	0	0	0	0	0	0	0

(a) Finance and service charges not included in Lines 1 to 35 \$.....0.
 (b) For health business on indicated lines report: Number of persons insured under PPO managed care products.....0 and number of persons insured under indemnity only products.....0.

EXHIBIT OF PREMIUMS AND LOSSES (Statutory Page 14)



NAIC Group Code....0065 NAIC Company Code....10316

BUSINESS IN THE STATE OF ALASKA DURING THE YEAR

Line of Business	Gross Premiums, Including Policy and Membership Fees, Less Return Premiums and Premiums on Policies not Taken		3 Dividends Paid or Credited to Policyholders on Direct Business	4 Direct Unearned Premium Reserves	5 Direct Losses Paid (deducting salvage)	6 Direct Losses Incurred	7 Direct Losses Unpaid	8 Direct Defense and Cost Containment Expense Paid	9 Direct Defense and Cost Containment Expense Incurred	10 Direct Defense and Cost Containment Expense Unpaid	11 Commissions and Brokerage Expenses	12 Taxes, Licenses and Fees
	1 Direct Premiums Written	2 Direct Premiums Earned										
1. Fire.....	-	-		-	-	-	-	-	-	-		
2.1 Allied lines.....	-	-		-	-	-	-	-	-	-		
2.2 Multiple peril crop.....												
2.3 Federal flood.....												
2.4 Private crop.....												
2.5 Private flood.....												
3. Farmowners multiple peril.....												
4. Homeowners multiple peril.....												
5.1 Commercial multiple peril (non-liability portion).....												
5.2 Commercial multiple peril (liability portion).....												
6. Mortgage guaranty.....												
8. Ocean marine.....	-	-		-	-	-	-	-	-	-		
9. Inland marine.....	-	-		-	-	-	-	-	-	-		
10. Financial guaranty.....												
11. Medical professional liability.....												
12. Earthquake.....												
13. Group accident and health (b).....												
14. Credit A&H (group and individual).....												
15.1 Collectively renewable A&H (b).....												
15.2 Non-cancelable A&H (b).....												
15.3 Guaranteed renewable A&H (b).....												
15.4 Non-renewable for stated reasons only (b).....												
15.5 Other accident only.....												
15.6 Medicare Title XVIII exempt from state taxes or fees.....												
15.7 All other A&H (b).....												
15.8 Federal employees health benefits plan premium.....												
16. Workers' compensation.....												
17.1 Other liability-occurrence.....												
17.2 Other liability-claims-made.....												
17.3 Excess workers' compensation.....												
18. Products liability.....												
19.1 Private passenger auto no-fault (personal injury protection).....												
19.2 Other private passenger auto liability.....												
19.3 Commercial auto no-fault (personal injury protection).....												
19.4 Other commercial auto liability.....												
21.1 Private passenger auto physical damage.....												
21.2 Commercial auto physical damage.....												
22. Aircraft (all perils).....												
23. Fidelity.....												
24. Surety.....												
26. Burglary and theft.....												
27. Boiler and machinery.....	-	-		-	-	-	-	-	-	-		
28. Credit.....												
30. Warranty.....												
34. Aggregate write-ins for other lines of business.....	0	0	0	0	0	0	0	0	0	0	0	0
35. TOTALS (a).....	0	0	0	0	0	0	0	0	0	0	0	0

DETAILS OF WRITE-INS

3401.....												
3402.....												
3403.....												
3498. Summary of remaining write-ins for Line 34 from overflow page.....	0	0	0	0	0	0	0	0	0	0	0	0
3499. TOTALS (Lines 3401 through 3403 plus 3498) (Line 34 above).....	0	0	0	0	0	0	0	0	0	0	0	0

(a) Finance and service charges not included in Lines 1 to 35 \$.....0.

(b) For health business on indicated lines report: Number of persons insured under PPO managed care products.....0 and number of persons insured under indemnity only products.....0.

EXHIBIT OF PREMIUMS AND LOSSES (Statutory Page 14)



BUSINESS IN THE STATE OF ALABAMA DURING THE YEAR

NAIC Group Code....0065 NAIC Company Code....10316

Line of Business	Gross Premiums, Including Policy and Membership Fees, Less Return Premiums and Premiums on Policies not Taken		3 Dividends Paid or Credited to Policyholders on Direct Business	4 Direct Unearned Premium Reserves	5 Direct Losses Paid (deducting salvage)	6 Direct Losses Incurred	7 Direct Losses Unpaid	8 Direct Defense and Cost Containment Expense Paid	9 Direct Defense and Cost Containment Expense Incurred	10 Direct Defense and Cost Containment Expense Unpaid	11 Commissions and Brokerage Expenses	12 Taxes, Licenses and Fees
	1 Direct Premiums Written	2 Direct Premiums Earned										
1. Fire.....	97,471	97,438		267	-	-	-	-	-	-		
2.1 Allied lines.....	189,209	189,166		518	-	-	-	-	-	-		
2.2 Multiple peril crop.....												
2.3 Federal flood.....												
2.4 Private crop.....												
2.5 Private flood.....												
3. Farmowners multiple peril.....												
4. Homeowners multiple peril.....												
5.1 Commercial multiple peril (non-liability portion).....												
5.2 Commercial multiple peril (liability portion).....												
6. Mortgage guaranty.....												
8. Ocean marine.....	131,239	131,204		360	-	-	-	-	-	-		
9. Inland marine.....	372,341	372,242		1,020	-	-	-	-	-	-		
10. Financial guaranty.....												
11. Medical professional liability.....												
12. Earthquake.....												
13. Group accident and health (b).....												
14. Credit A&H (group and individual).....												
15.1 Collectively renewable A&H (b).....												
15.2 Non-cancelable A&H (b).....												
15.3 Guaranteed renewable A&H (b).....												
15.4 Non-renewable for stated reasons only (b).....												
15.5 Other accident only.....												
15.6 Medicare Title XVIII exempt from state taxes or fees.....												
15.7 All other A&H (b).....												
15.8 Federal employees health benefits plan premium.....												
16. Workers' compensation.....												
17.1 Other liability-occurrence.....												
17.2 Other liability-claims-made.....												
17.3 Excess workers' compensation.....												
18. Products liability.....												
19.1 Private passenger auto no-fault (personal injury protection).....												
19.2 Other private passenger auto liability.....												
19.3 Commercial auto no-fault (personal injury protection).....												
19.4 Other commercial auto liability.....												
21.1 Private passenger auto physical damage.....												
21.2 Commercial auto physical damage.....												
22. Aircraft (all perils).....												
23. Fidelity.....												
24. Surety.....												
26. Burglary and theft.....												
27. Boiler and machinery.....												
28. Credit.....												
30. Warranty.....												
34. Aggregate write-ins for other lines of business.....	0	0	0	0	0	0	0	0	0	0	0	0
35. TOTALS (a).....	790,260	790,050	0	2,165	0	0	0	0	0	0	0	0

DETAILS OF WRITE-INS

3401.....												
3402.....												
3403.....												
3498. Summary of remaining write-ins for Line 34 from overflow page.....	0	0	0	0	0	0	0	0	0	0	0	0
3499. TOTALS (Lines 3401 through 3403 plus 3498) (Line 34 above).....	0	0	0	0	0	0	0	0	0	0	0	0

(a) Finance and service charges not included in Lines 1 to 35 \$.....0.

(b) For health business on indicated lines report: Number of persons insured under PPO managed care products.....0 and number of persons insured under indemnity only products.....0.

EXHIBIT OF PREMIUMS AND LOSSES (Statutory Page 14)



NAIC Group Code....0065 NAIC Company Code....10316

BUSINESS IN THE STATE OF ARKANSAS DURING THE YEAR

Line of Business	Gross Premiums, Including Policy and Membership Fees, Less Return Premiums and Premiums on Policies not Taken		3 Dividends Paid or Credited to Policyholders on Direct Business	4 Direct Unearned Premium Reserves	5 Direct Losses Paid (deducting salvage)	6 Direct Losses Incurred	7 Direct Losses Unpaid	8 Direct Defense and Cost Containment Expense Paid	9 Direct Defense and Cost Containment Expense Incurred	10 Direct Defense and Cost Containment Expense Unpaid	11 Commissions and Brokerage Expenses	12 Taxes, Licenses and Fees
	1 Direct Premiums Written	2 Direct Premiums Earned										
1. Fire.....	-	-		-	-	-	-	-	-	-		
2.1 Allied lines.....	-	-		-	-	-	-	-	-	-		
2.2 Multiple peril crop.....												
2.3 Federal flood.....												
2.4 Private crop.....												
2.5 Private flood.....												
3. Farmowners multiple peril.....												
4. Homeowners multiple peril.....												
5.1 Commercial multiple peril (non-liability portion).....												
5.2 Commercial multiple peril (liability portion).....												
6. Mortgage guaranty.....												
8. Ocean marine.....	-	-		-	-	-	-	-	-	-		
9. Inland marine.....	-	-		-	-	-	-	-	-	-		
10. Financial guaranty.....												
11. Medical professional liability.....												
12. Earthquake.....												
13. Group accident and health (b).....												
14. Credit A&H (group and individual).....												
15.1 Collectively renewable A&H (b).....												
15.2 Non-cancelable A&H (b).....												
15.3 Guaranteed renewable A&H (b).....												
15.4 Non-renewable for stated reasons only (b).....												
15.5 Other accident only.....												
15.6 Medicare Title XVIII exempt from state taxes or fees.....												
15.7 All other A&H (b).....												
15.8 Federal employees health benefits plan premium.....												
16. Workers' compensation.....												
17.1 Other liability-occurrence.....												
17.2 Other liability-claims-made.....												
17.3 Excess workers' compensation.....												
18. Products liability.....												
19.1 Private passenger auto no-fault (personal injury protection).....												
19.2 Other private passenger auto liability.....												
19.3 Commercial auto no-fault (personal injury protection).....												
19.4 Other commercial auto liability.....												
21.1 Private passenger auto physical damage.....												
21.2 Commercial auto physical damage.....												
22. Aircraft (all perils).....												
23. Fidelity.....												
24. Surety.....												
26. Burglary and theft.....												
27. Boiler and machinery.....	-	-		-	-	-	-	-	-	-		
28. Credit.....												
30. Warranty.....												
34. Aggregate write-ins for other lines of business.....	.0	.0	.0	.0	.0	.0	.0	.0	.0	.0	.0	.0
35. TOTALS (a).....	.0	.0	.0	.0	.0	.0	.0	.0	.0	.0	.0	.0

DETAILS OF WRITE-INS

3401.....												
3402.....												
3403.....												
3498. Summary of remaining write-ins for Line 34 from overflow page.....	.0	.0	.0	.0	.0	.0	.0	.0	.0	.0	.0	.0
3499. TOTALS (Lines 3401 through 3403 plus 3498) (Line 34 above).....	.0	.0	.0	.0	.0	.0	.0	.0	.0	.0	.0	.0

(a) Finance and service charges not included in Lines 1 to 35 \$.....0.

(b) For health business on indicated lines report: Number of persons insured under PPO managed care products.....0 and number of persons insured under indemnity only products.....0.

EXHIBIT OF PREMIUMS AND LOSSES (Statutory Page 14)



NAIC Group Code....0065 NAIC Company Code....10316

BUSINESS IN AMERICAN SAMOA DURING THE YEAR

19

Line of Business	Gross Premiums, Including Policy and Membership Fees, Less Return Premiums and Premiums on Policies not Taken		3 Dividends Paid or Credited to Policyholders on Direct Business	4 Direct Unearned Premium Reserves	5 Direct Losses Paid (deducting salvage)	6 Direct Losses Incurred	7 Direct Losses Unpaid	8 Direct Defense and Cost Containment Expense Paid	9 Direct Defense and Cost Containment Expense Incurred	10 Direct Defense and Cost Containment Expense Unpaid	11 Commissions and Brokerage Expenses	12 Taxes, Licenses and Fees
	1 Direct Premiums Written	2 Direct Premiums Earned										
1. Fire.....	-	-		-	-	-	-	-	-	-		
2.1 Allied lines.....	-	-		-	-	-	-	-	-	-		
2.2 Multiple peril crop.....												
2.3 Federal flood.....												
2.4 Private crop.....												
2.5 Private flood.....												
3. Farmowners multiple peril.....												
4. Homeowners multiple peril.....												
5.1 Commercial multiple peril (non-liability portion).....												
5.2 Commercial multiple peril (liability portion).....												
6. Mortgage guaranty.....												
8. Ocean marine.....	-	-		-	-	-	-	-	-	-		
9. Inland marine.....	-	-		-	-	-	-	-	-	-		
10. Financial guaranty.....												
11. Medical professional liability.....												
12. Earthquake.....												
13. Group accident and health (b).....												
14. Credit A&H (group and individual).....												
15.1 Collectively renewable A&H (b).....												
15.2 Non-cancelable A&H (b).....												
15.3 Guaranteed renewable A&H (b).....												
15.4 Non-renewable for stated reasons only (b).....												
15.5 Other accident only.....												
15.6 Medicare Title XVIII exempt from state taxes or fees.....												
15.7 All other A&H (b).....												
15.8 Federal employees health benefits plan premium.....												
16. Workers' compensation.....												
17.1 Other liability-occurrence.....												
17.2 Other liability-claims-made.....												
17.3 Excess workers' compensation.....												
18. Products liability.....												
19.1 Private passenger auto no-fault (personal injury protection).....												
19.2 Other private passenger auto liability.....												
19.3 Commercial auto no-fault (personal injury protection).....												
19.4 Other commercial auto liability.....												
21.1 Private passenger auto physical damage.....												
21.2 Commercial auto physical damage.....												
22. Aircraft (all perils).....												
23. Fidelity.....												
24. Surety.....												
26. Burglary and theft.....												
27. Boiler and machinery.....	-	-		-	-	-	-	-	-	-		
28. Credit.....												
30. Warranty.....												
34. Aggregate write-ins for other lines of business.....	0	0	0	0	0	0	0	0	0	0	0	0
35. TOTALS (a).....	0	0	0	0	0	0	0	0	0	0	0	0

DETAILS OF WRITE-INS

3401.....												
3402.....												
3403.....												
3498. Summary of remaining write-ins for Line 34 from overflow page.....	0	0	0	0	0	0	0	0	0	0	0	0
3499. TOTALS (Lines 3401 through 3403 plus 3498) (Line 34 above).....	0	0	0	0	0	0	0	0	0	0	0	0

(a) Finance and service charges not included in Lines 1 to 35 \$.....0.

(b) For health business on indicated lines report: Number of persons insured under PPO managed care products.....0 and number of persons insured under indemnity only products.....0.

EXHIBIT OF PREMIUMS AND LOSSES (Statutory Page 14)



NAIC Group Code....0065 NAIC Company Code....10316

BUSINESS IN THE STATE OF ARIZONA DURING THE YEAR

Line of Business	Gross Premiums, Including Policy and Membership Fees, Less Return Premiums and Premiums on Policies not Taken		3 Dividends Paid or Credited to Policyholders on Direct Business	4 Direct Unearned Premium Reserves	5 Direct Losses Paid (deducting salvage)	6 Direct Losses Incurred	7 Direct Losses Unpaid	8 Direct Defense and Cost Containment Expense Paid	9 Direct Defense and Cost Containment Expense Incurred	10 Direct Defense and Cost Containment Expense Unpaid	11 Commissions and Brokerage Expenses	12 Taxes, Licenses and Fees
	1 Direct Premiums Written	2 Direct Premiums Earned										
1. Fire.....	46,734	46,734		128	-	-	-	-	-	-		
2.1 Allied lines.....	90,718	90,731		249	-	-	-	-	-	-		
2.2 Multiple peril crop.....												
2.3 Federal flood.....												
2.4 Private crop.....												
2.5 Private flood.....												
3. Farmowners multiple peril.....												
4. Homeowners multiple peril.....												
5.1 Commercial multiple peril (non-liability portion).....												
5.2 Commercial multiple peril (liability portion).....												
6. Mortgage guaranty.....												
8. Ocean marine.....	62,924	62,930		172	-	-	-	-	-	-		
9. Inland marine.....	178,523	178,539		489	-	-	-	-	-	-		
10. Financial guaranty.....												
11. Medical professional liability.....												
12. Earthquake.....												
13. Group accident and health (b).....												
14. Credit A&H (group and individual).....												
15.1 Collectively renewable A&H (b).....												
15.2 Non-cancelable A&H (b).....												
15.3 Guaranteed renewable A&H (b).....												
15.4 Non-renewable for stated reasons only (b).....												
15.5 Other accident only.....												
15.6 Medicare Title XVIII exempt from state taxes or fees.....												
15.7 All other A&H (b).....												
15.8 Federal employees health benefits plan premium.....												
16. Workers' compensation.....												
17.1 Other liability-occurrence.....												
17.2 Other liability-claims-made.....												
17.3 Excess workers' compensation.....												
18. Products liability.....									(0)			
19.1 Private passenger auto no-fault (personal injury protection).....												
19.2 Other private passenger auto liability.....												
19.3 Commercial auto no-fault (personal injury protection).....												
19.4 Other commercial auto liability.....												
21.1 Private passenger auto physical damage.....												
21.2 Commercial auto physical damage.....												
22. Aircraft (all perils).....												
23. Fidelity.....												
24. Surety.....												
26. Burglary and theft.....												
27. Boiler and machinery.....												
28. Credit.....												
30. Warranty.....												
34. Aggregate write-ins for other lines of business.....	0	0	0	0	0	0	0	0	0	0	0	0
35. TOTALS (a).....	378,899	378,934	0	1,038	0	0	0	0	(0)	0	0	0

DETAILS OF WRITE-INS

3401.....												
3402.....												
3403.....												
3498. Summary of remaining write-ins for Line 34 from overflow page.....	0	0	0	0	0	0	0	0	0	0	0	0
3499. TOTALS (Lines 3401 through 3403 plus 3498) (Line 34 above).....	0	0	0	0	0	0	0	0	0	0	0	0

(a) Finance and service charges not included in Lines 1 to 35 \$.....0.

(b) For health business on indicated lines report: Number of persons insured under PPO managed care products.....0 and number of persons insured under indemnity only products.....0.

EXHIBIT OF PREMIUMS AND LOSSES (Statutory Page 14)



NAIC Group Code....0065 NAIC Company Code....10316

BUSINESS IN THE STATE OF CALIFORNIA DURING THE YEAR

Line of Business	Gross Premiums, Including Policy and Membership Fees, Less Return Premiums and Premiums on Policies not Taken		3 Dividends Paid or Credited to Policyholders on Direct Business	4 Direct Unearned Premium Reserves	5 Direct Losses Paid (deducting salvage)	6 Direct Losses Incurred	7 Direct Losses Unpaid	8 Direct Defense and Cost Containment Expense Paid	9 Direct Defense and Cost Containment Expense Incurred	10 Direct Defense and Cost Containment Expense Unpaid	11 Commissions and Brokerage Expenses	12 Taxes, Licenses and Fees
	1 Direct Premiums Written	2 Direct Premiums Earned										
1. Fire.....	397,744	397,653		1,090	-	-	-	-	-	-		
2.1 Allied lines.....	772,091	772,004		2,115	-	-	-	-	-	-		
2.2 Multiple peril crop.....												
2.3 Federal flood.....												
2.4 Private crop.....												
2.5 Private flood.....												
3. Farmowners multiple peril.....												
4. Homeowners multiple peril.....												
5.1 Commercial multiple peril (non-liability portion).....												
5.2 Commercial multiple peril (liability portion).....												
6. Mortgage guaranty.....												
8. Ocean marine.....	535,538	535,457		1,467	-	-	-	-	-	-		
9. Inland marine.....	1,519,388	1,519,157		4,163	-	-	-	-	-	-		
10. Financial guaranty.....												
11. Medical professional liability.....												
12. Earthquake.....												
13. Group accident and health (b).....												
14. Credit A&H (group and individual).....												
15.1 Collectively renewable A&H (b).....												
15.2 Non-cancelable A&H (b).....												
15.3 Guaranteed renewable A&H (b).....												
15.4 Non-renewable for stated reasons only (b).....												
15.5 Other accident only.....												
15.6 Medicare Title XVIII exempt from state taxes or fees.....												
15.7 All other A&H (b).....												
15.8 Federal employees health benefits plan premium.....												
16. Workers' compensation.....					106,038	-	624,203	-	175,134	175,134		
17.1 Other liability-occurrence.....					-	3	374	923,765	3,300,790	29		
17.2 Other liability-claims-made.....												
17.3 Excess workers' compensation.....												
18. Products liability.....					131,718	(528,118)	18,940,171	33,599	4,023,447	3,893,953		
19.1 Private passenger auto no-fault (personal injury protection).....												
19.2 Other private passenger auto liability.....												
19.3 Commercial auto no-fault (personal injury protection).....												
19.4 Other commercial auto liability.....												
21.1 Private passenger auto physical damage.....												
21.2 Commercial auto physical damage.....												
22. Aircraft (all perils).....												
23. Fidelity.....												
24. Surety.....												
26. Burglary and theft.....												
27. Boiler and machinery.....												
28. Credit.....												
30. Warranty.....												
34. Aggregate write-ins for other lines of business.....	0	0	0	0	0	0	0	0	0	0	0	0
35. TOTALS (a).....	3,224,761	3,224,271	0	8,835	237,756	(528,114)	19,564,747	957,364	7,499,372	4,069,116	0	0

DETAILS OF WRITE-INS

3401.....												
3402.....												
3403.....												
3498. Summary of remaining write-ins for Line 34 from overflow page.....	0	0	0	0	0	0	0	0	0	0	0	0
3499. TOTALS (Lines 3401 through 3403 plus 3498) (Line 34 above).....	0	0	0	0	0	0	0	0	0	0	0	0

(a) Finance and service charges not included in Lines 1 to 35 \$.....0.

(b) For health business on indicated lines report: Number of persons insured under PPO managed care products.....0 and number of persons insured under indemnity only products.....0.

EXHIBIT OF PREMIUMS AND LOSSES (Statutory Page 14)



NAIC Group Code....0065 NAIC Company Code....10316

BUSINESS IN CANADA DURING THE YEAR

Line of Business	Gross Premiums, Including Policy and Membership Fees, Less Return Premiums and Premiums on Policies not Taken		3 Dividends Paid or Credited to Policyholders on Direct Business	4 Direct Unearned Premium Reserves	5 Direct Losses Paid (deducting salvage)	6 Direct Losses Incurred	7 Direct Losses Unpaid	8 Direct Defense and Cost Containment Expense Paid	9 Direct Defense and Cost Containment Expense Incurred	10 Direct Defense and Cost Containment Expense Unpaid	11 Commissions and Brokerage Expenses	12 Taxes, Licenses and Fees
	1 Direct Premiums Written	2 Direct Premiums Earned										
1. Fire.....												
2.1 Allied lines.....												
2.2 Multiple peril crop.....												
2.3 Federal flood.....												
2.4 Private crop.....												
2.5 Private flood.....												
3. Farmowners multiple peril.....												
4. Homeowners multiple peril.....												
5.1 Commercial multiple peril (non-liability portion).....												
5.2 Commercial multiple peril (liability portion).....												
6. Mortgage guaranty.....												
8. Ocean marine.....												
9. Inland marine.....												
10. Financial guaranty.....												
11. Medical professional liability.....												
12. Earthquake.....												
13. Group accident and health (b).....												
14. Credit A&H (group and individual).....												
15.1 Collectively renewable A&H (b).....												
15.2 Non-cancelable A&H (b).....												
15.3 Guaranteed renewable A&H (b).....												
15.4 Non-renewable for stated reasons only (b).....												
15.5 Other accident only.....												
15.6 Medicare Title XVIII exempt from state taxes or fees.....												
15.7 All other A&H (b).....												
15.8 Federal employees health benefits plan premium.....												
16. Workers' compensation.....												
17.1 Other liability-occurrence.....												
17.2 Other liability-claims-made.....												
17.3 Excess workers' compensation.....												
18. Products liability.....												
19.1 Private passenger auto no-fault (personal injury protection).....												
19.2 Other private passenger auto liability.....												
19.3 Commercial auto no-fault (personal injury protection).....												
19.4 Other commercial auto liability.....												
21.1 Private passenger auto physical damage.....												
21.2 Commercial auto physical damage.....												
22. Aircraft (all perils).....												
23. Fidelity.....												
24. Surety.....												
26. Burglary and theft.....												
27. Boiler and machinery.....												
28. Credit.....												
30. Warranty.....												
34. Aggregate write-ins for other lines of business.....	0	0	0	0	0	0	0	0	0	0	0	0
35. TOTALS (a).....	0	0	0	0	0	0	0	0	0	0	0	0

NONE

DETAILS OF WRITE-INS

3401.....												
3402.....												
3403.....												
3498. Summary of remaining write-ins for Line 34 from overflow page.....	0	0	0	0	0	0	0	0	0	0	0	0
3499. TOTALS (Lines 3401 through 3403 plus 3498) (Line 34 above).....	0	0	0	0	0	0	0	0	0	0	0	0

(a) Finance and service charges not included in Lines 1 to 35 \$.....0.
 (b) For health business on indicated lines report: Number of persons insured under PPO managed care products.....0 and number of persons insured under indemnity only products.....0.

19

EXHIBIT OF PREMIUMS AND LOSSES (Statutory Page 14)



NAIC Group Code....0065 NAIC Company Code....10316

BUSINESS IN THE STATE OF COLORADO DURING THE YEAR

19

Line of Business	Gross Premiums, Including Policy and Membership Fees, Less Return Premiums and Premiums on Policies not Taken		3 Dividends Paid or Credited to Policyholders on Direct Business	4 Direct Unearned Premium Reserves	5 Direct Losses Paid (deducting salvage)	6 Direct Losses Incurred	7 Direct Losses Unpaid	8 Direct Defense and Cost Containment Expense Paid	9 Direct Defense and Cost Containment Expense Incurred	10 Direct Defense and Cost Containment Expense Unpaid	11 Commissions and Brokerage Expenses	12 Taxes, Licenses and Fees
	1 Direct Premiums Written	2 Direct Premiums Earned										
1. Fire.....	45,136	45,114		124	-	-	-	-	-	-		
2.1 Allied lines.....	87,617	87,584		240	-	-	-	-	-	-		
2.2 Multiple peril crop.....												
2.3 Federal flood.....												
2.4 Private crop.....												
2.5 Private flood.....												
3. Farmowners multiple peril.....												
4. Homeowners multiple peril.....												
5.1 Commercial multiple peril (non-liability portion).....												
5.2 Commercial multiple peril (liability portion).....												
6. Mortgage guaranty.....												
8. Ocean marine.....	60,773	60,748		167	-	-	-	-	-	-		
9. Inland marine.....	172,420	172,349		472	-	-	-	-	-	-		
10. Financial guaranty.....												
11. Medical professional liability.....												
12. Earthquake.....												
13. Group accident and health (b).....												
14. Credit A&H (group and individual).....												
15.1 Collectively renewable A&H (b).....												
15.2 Non-cancelable A&H (b).....												
15.3 Guaranteed renewable A&H (b).....												
15.4 Non-renewable for stated reasons only (b).....												
15.5 Other accident only.....												
15.6 Medicare Title XVIII exempt from state taxes or fees.....												
15.7 All other A&H (b).....												
15.8 Federal employees health benefits plan premium.....												
16. Workers' compensation.....												
17.1 Other liability-occurrence.....												
17.2 Other liability-claims-made.....												
17.3 Excess workers' compensation.....												
18. Products liability.....												
19.1 Private passenger auto no-fault (personal injury protection).....												
19.2 Other private passenger auto liability.....												
19.3 Commercial auto no-fault (personal injury protection).....												
19.4 Other commercial auto liability.....												
21.1 Private passenger auto physical damage.....												
21.2 Commercial auto physical damage.....												
22. Aircraft (all perils).....												
23. Fidelity.....												
24. Surety.....												
26. Burglary and theft.....												
27. Boiler and machinery.....												
28. Credit.....												
30. Warranty.....												
34. Aggregate write-ins for other lines of business.....	0	0	0	0	0	0	0	0	0	0	0	0
35. TOTALS (a).....	365,946	365,795	0	1,003	0	0	0	0	0	0	0	0

DETAILS OF WRITE-INS

3401.....												
3402.....												
3403.....												
3498. Summary of remaining write-ins for Line 34 from overflow page.....	0	0	0	0	0	0	0	0	0	0	0	0
3499. TOTALS (Lines 3401 through 3403 plus 3498) (Line 34 above).....	0	0	0	0	0	0	0	0	0	0	0	0

(a) Finance and service charges not included in Lines 1 to 35 \$.....0.
 (b) For health business on indicated lines report: Number of persons insured under PPO managed care products.....0 and number of persons insured under indemnity only products.....0.

EXHIBIT OF PREMIUMS AND LOSSES (Statutory Page 14)



NAIC Group Code....0065 NAIC Company Code....10316

BUSINESS IN THE STATE OF CONNECTICUT DURING THE YEAR

Line of Business	Gross Premiums, Including Policy and Membership Fees, Less Return Premiums and Premiums on Policies not Taken		3 Dividends Paid or Credited to Policyholders on Direct Business	4 Direct Unearned Premium Reserves	5 Direct Losses Paid (deducting salvage)	6 Direct Losses Incurred	7 Direct Losses Unpaid	8 Direct Defense and Cost Containment Expense Paid	9 Direct Defense and Cost Containment Expense Incurred	10 Direct Defense and Cost Containment Expense Unpaid	11 Commissions and Brokerage Expenses	12 Taxes, Licenses and Fees
	1 Direct Premiums Written	2 Direct Premiums Earned										
1. Fire.....	-	-		-	-	-	-	-	-	-		
2.1 Allied lines.....	-	-		-	-	-	-	-	-	-		
2.2 Multiple peril crop.....												
2.3 Federal flood.....												
2.4 Private crop.....												
2.5 Private flood.....												
3. Farmowners multiple peril.....												
4. Homeowners multiple peril.....												
5.1 Commercial multiple peril (non-liability portion).....												
5.2 Commercial multiple peril (liability portion).....												
6. Mortgage guaranty.....												
8. Ocean marine.....	-	-		-	-	-	-	-	-	-		
9. Inland marine.....	-	-		-	-	-	-	-	-	-		
10. Financial guaranty.....												
11. Medical professional liability.....												
12. Earthquake.....												
13. Group accident and health (b).....												
14. Credit A&H (group and individual).....												
15.1 Collectively renewable A&H (b).....												
15.2 Non-cancelable A&H (b).....												
15.3 Guaranteed renewable A&H (b).....												
15.4 Non-renewable for stated reasons only (b).....												
15.5 Other accident only.....												
15.6 Medicare Title XVIII exempt from state taxes or fees.....												
15.7 All other A&H (b).....												
15.8 Federal employees health benefits plan premium.....												
16. Workers' compensation.....												
17.1 Other liability-occurrence.....												
17.2 Other liability-claims-made.....												
17.3 Excess workers' compensation.....												
18. Products liability.....									(1,021,117)			
19.1 Private passenger auto no-fault (personal injury protection).....												
19.2 Other private passenger auto liability.....												
19.3 Commercial auto no-fault (personal injury protection).....												
19.4 Other commercial auto liability.....												
21.1 Private passenger auto physical damage.....												
21.2 Commercial auto physical damage.....												
22. Aircraft (all perils).....												
23. Fidelity.....												
24. Surety.....												
26. Burglary and theft.....												
27. Boiler and machinery.....	-	-		-	-	-	-	-	-	-		
28. Credit.....												
30. Warranty.....												
34. Aggregate write-ins for other lines of business.....	0	0	0	0	0	0	0	0	0	0	0	0
35. TOTALS (a).....	0	0	0	0	0	0	0	0	(1,021,117)	0	0	0

DETAILS OF WRITE-INS

3401.....												
3402.....												
3403.....												
3498. Summary of remaining write-ins for Line 34 from overflow page.....	0	0	0	0	0	0	0	0	0	0	0	0
3499. TOTALS (Lines 3401 through 3403 plus 3498) (Line 34 above).....	0	0	0	0	0	0	0	0	0	0	0	0

(a) Finance and service charges not included in Lines 1 to 35 \$.....0.

(b) For health business on indicated lines report: Number of persons insured under PPO managed care products.....0 and number of persons insured under indemnity only products.....0.

EXHIBIT OF PREMIUMS AND LOSSES (Statutory Page 14)



NAIC Group Code....0065 NAIC Company Code....10316

BUSINESS IN THE STATE OF DISTRICT OF COLUMBIA DURING THE YEAR

Line of Business	Gross Premiums, Including Policy and Membership Fees, Less Return Premiums and Premiums on Policies not Taken		3 Dividends Paid or Credited to Policyholders on Direct Business	4 Direct Unearned Premium Reserves	5 Direct Losses Paid (deducting salvage)	6 Direct Losses Incurred	7 Direct Losses Unpaid	8 Direct Defense and Cost Containment Expense Paid	9 Direct Defense and Cost Containment Expense Incurred	10 Direct Defense and Cost Containment Expense Unpaid	11 Commissions and Brokerage Expenses	12 Taxes, Licenses and Fees
	1 Direct Premiums Written	2 Direct Premiums Earned										
1. Fire.....	36	36		1	-	-	-	-	-	-		
2.1 Allied lines.....	71	70			-	-	-	-	-	-		
2.2 Multiple peril crop.....												
2.3 Federal flood.....												
2.4 Private crop.....												
2.5 Private flood.....												
3. Farmowners multiple peril.....												
4. Homeowners multiple peril.....												
5.1 Commercial multiple peril (non-liability portion).....												
5.2 Commercial multiple peril (liability portion).....												
6. Mortgage guaranty.....												
8. Ocean marine.....	49	49			-	-	-	-	-	-		
9. Inland marine.....	139	139			-	-	-	-	-	-		
10. Financial guaranty.....												
11. Medical professional liability.....												
12. Earthquake.....												
13. Group accident and health (b).....												
14. Credit A&H (group and individual).....												
15.1 Collectively renewable A&H (b).....												
15.2 Non-cancelable A&H (b).....												
15.3 Guaranteed renewable A&H (b).....												
15.4 Non-renewable for stated reasons only (b).....												
15.5 Other accident only.....												
15.6 Medicare Title XVIII exempt from state taxes or fees.....												
15.7 All other A&H (b).....												
15.8 Federal employees health benefits plan premium.....												
16. Workers' compensation.....												
17.1 Other liability-occurrence.....									836,484			
17.2 Other liability-claims-made.....												
17.3 Excess workers' compensation.....												
18. Products liability.....									(344,204)			
19.1 Private passenger auto no-fault (personal injury protection).....												
19.2 Other private passenger auto liability.....												
19.3 Commercial auto no-fault (personal injury protection).....												
19.4 Other commercial auto liability.....												
21.1 Private passenger auto physical damage.....												
21.2 Commercial auto physical damage.....												
22. Aircraft (all perils).....												
23. Fidelity.....												
24. Surety.....												
26. Burglary and theft.....												
27. Boiler and machinery.....												
28. Credit.....												
30. Warranty.....												
34. Aggregate write-ins for other lines of business.....	0	0	0	0	0	0	0	0	0	0	0	0
35. TOTALS (a).....	295	294	0	1	0	0	0	0	492,280	0	0	0

DETAILS OF WRITE-INS

3401.....												
3402.....												
3403.....												
3498. Summary of remaining write-ins for Line 34 from overflow page.....	0	0	0	0	0	0	0	0	0	0	0	0
3499. TOTALS (Lines 3401 through 3403 plus 3498) (Line 34 above).....	0	0	0	0	0	0	0	0	0	0	0	0

(a) Finance and service charges not included in Lines 1 to 35 \$.....0.

(b) For health business on indicated lines report: Number of persons insured under PPO managed care products.....0 and number of persons insured under indemnity only products.....0.

EXHIBIT OF PREMIUMS AND LOSSES (Statutory Page 14)



NAIC Group Code....0065 NAIC Company Code....10316

BUSINESS IN THE STATE OF DELAWARE DURING THE YEAR

Line of Business	Gross Premiums, Including Policy and Membership Fees, Less Return Premiums and Premiums on Policies not Taken		3 Dividends Paid or Credited to Policyholders on Direct Business	4 Direct Unearned Premium Reserves	5 Direct Losses Paid (deducting salvage)	6 Direct Losses Incurred	7 Direct Losses Unpaid	8 Direct Defense and Cost Containment Expense Paid	9 Direct Defense and Cost Containment Expense Incurred	10 Direct Defense and Cost Containment Expense Unpaid	11 Commissions and Brokerage Expenses	12 Taxes, Licenses and Fees
	1 Direct Premiums Written	2 Direct Premiums Earned										
1. Fire.....	2,186	2,185		6	-	-	-	-	-	-		
2.1 Allied lines.....	4,242	4,242		12	-	-	-	-	-	-		
2.2 Multiple peril crop.....												
2.3 Federal flood.....												
2.4 Private crop.....												
2.5 Private flood.....												
3. Farmowners multiple peril.....												
4. Homeowners multiple peril.....												
5.1 Commercial multiple peril (non-liability portion).....												
5.2 Commercial multiple peril (liability portion).....												
6. Mortgage guaranty.....												
8. Ocean marine.....	2,943	2,943		8	-	-	-	-	-	-		
9. Inland marine.....	8,348	8,347		23	-	-	-	-	-	-		
10. Financial guaranty.....												
11. Medical professional liability.....												
12. Earthquake.....												
13. Group accident and health (b).....												
14. Credit A&H (group and individual).....												
15.1 Collectively renewable A&H (b).....												
15.2 Non-cancelable A&H (b).....												
15.3 Guaranteed renewable A&H (b).....												
15.4 Non-renewable for stated reasons only (b).....												
15.5 Other accident only.....												
15.6 Medicare Title XVIII exempt from state taxes or fees.....												
15.7 All other A&H (b).....												
15.8 Federal employees health benefits plan premium.....												
16. Workers' compensation.....												
17.1 Other liability-occurrence.....										(0)		
17.2 Other liability-claims-made.....												
17.3 Excess workers' compensation.....												
18. Products liability.....										0		
19.1 Private passenger auto no-fault (personal injury protection).....												
19.2 Other private passenger auto liability.....												
19.3 Commercial auto no-fault (personal injury protection).....												
19.4 Other commercial auto liability.....												
21.1 Private passenger auto physical damage.....												
21.2 Commercial auto physical damage.....												
22. Aircraft (all perils).....												
23. Fidelity.....												
24. Surety.....												
26. Burglary and theft.....												
27. Boiler and machinery.....												
28. Credit.....												
30. Warranty.....												
34. Aggregate write-ins for other lines of business.....	0	0	0	0	0	0	0	0	0	0	0	0
35. TOTALS (a).....	17,719	17,717	0	49	0	0	0	0	(0)	0	0	0

DETAILS OF WRITE-INS

3401.....												
3402.....												
3403.....												
3498. Summary of remaining write-ins for Line 34 from overflow page.....	0	0	0	0	0	0	0	0	0	0	0	0
3499. TOTALS (Lines 3401 through 3403 plus 3498) (Line 34 above).....	0	0	0	0	0	0	0	0	0	0	0	0

(a) Finance and service charges not included in Lines 1 to 35 \$.....0.

(b) For health business on indicated lines report: Number of persons insured under PPO managed care products.....0 and number of persons insured under indemnity only products.....0.

EXHIBIT OF PREMIUMS AND LOSSES (Statutory Page 14)



NAIC Group Code....0065 NAIC Company Code....10316

BUSINESS IN THE STATE OF FLORIDA DURING THE YEAR

19

Line of Business	Gross Premiums, Including Policy and Membership Fees, Less Return Premiums and Premiums on Policies not Taken		3 Dividends Paid or Credited to Policyholders on Direct Business	4 Direct Unearned Premium Reserves	5 Direct Losses Paid (deducting salvage)	6 Direct Losses Incurred	7 Direct Losses Unpaid	8 Direct Defense and Cost Containment Expense Paid	9 Direct Defense and Cost Containment Expense Incurred	10 Direct Defense and Cost Containment Expense Unpaid	11 Commissions and Brokerage Expenses	12 Taxes, Licenses and Fees
	1 Direct Premiums Written	2 Direct Premiums Earned										
1. Fire.....	567,724	567,721		1,555	-	-	-	-	-	-		
2.1 Allied lines.....	1,102,052	1,102,185		3,019	-	-	-	-	-	-		
2.2 Multiple peril crop.....												
2.3 Federal flood.....												
2.4 Private crop.....												
2.5 Private flood.....												
3. Farmowners multiple peril.....												
4. Homeowners multiple peril.....												
5.1 Commercial multiple peril (non-liability portion).....												
5.2 Commercial multiple peril (liability portion).....												
6. Mortgage guaranty.....												
8. Ocean marine.....	764,405	764,464		2,094	-	-	-	-	-	-		
9. Inland marine.....	2,168,712	2,168,880		5,942	-	-	-	-	-	-		
10. Financial guaranty.....												
11. Medical professional liability.....												
12. Earthquake.....												
13. Group accident and health (b).....												
14. Credit A&H (group and individual).....												
15.1 Collectively renewable A&H (b).....												
15.2 Non-cancelable A&H (b).....												
15.3 Guaranteed renewable A&H (b).....												
15.4 Non-renewable for stated reasons only (b).....												
15.5 Other accident only.....												
15.6 Medicare Title XVIII exempt from state taxes or fees.....												
15.7 All other A&H (b).....												
15.8 Federal employees health benefits plan premium.....												
16. Workers' compensation.....												
17.1 Other liability-occurrence.....						4,524	491,510		714,756	38,079		
17.2 Other liability-claims-made.....												
17.3 Excess workers' compensation.....												
18. Products liability.....									66,189			
19.1 Private passenger auto no-fault (personal injury protection).....												
19.2 Other private passenger auto liability.....												
19.3 Commercial auto no-fault (personal injury protection).....												
19.4 Other commercial auto liability.....												
21.1 Private passenger auto physical damage.....												
21.2 Commercial auto physical damage.....												
22. Aircraft (all perils).....												
23. Fidelity.....												
24. Surety.....												
26. Burglary and theft.....												
27. Boiler and machinery.....												
28. Credit.....												
30. Warranty.....												
34. Aggregate write-ins for other lines of business.....	0	0	0	0	0	0	0	0	0	0	0	0
35. TOTALS (a).....	4,602,893	4,603,250	0	12,611	0	4,524	491,510	0	780,945	38,079	0	0

DETAILS OF WRITE-INS

3401.....												
3402.....												
3403.....												
3498. Summary of remaining write-ins for Line 34 from overflow page.....	0	0	0	0	0	0	0	0	0	0	0	0
3499. TOTALS (Lines 3401 through 3403 plus 3498) (Line 34 above).....	0	0	0	0	0	0	0	0	0	0	0	0

(a) Finance and service charges not included in Lines 1 to 35 \$.....0.
 (b) For health business on indicated lines report: Number of persons insured under PPO managed care products.....0 and number of persons insured under indemnity only products.....0.

EXHIBIT OF PREMIUMS AND LOSSES (Statutory Page 14)



NAIC Group Code....0065 NAIC Company Code....10316

BUSINESS IN THE STATE OF GEORGIA DURING THE YEAR

19

Line of Business	Gross Premiums, Including Policy and Membership Fees, Less Return Premiums and Premiums on Policies not Taken		3 Dividends Paid or Credited to Policyholders on Direct Business	4 Direct Unearned Premium Reserves	5 Direct Losses Paid (deducting salvage)	6 Direct Losses Incurred	7 Direct Losses Unpaid	8 Direct Defense and Cost Containment Expense Paid	9 Direct Defense and Cost Containment Expense Incurred	10 Direct Defense and Cost Containment Expense Unpaid	11 Commissions and Brokerage Expenses	12 Taxes, Licenses and Fees
	1 Direct Premiums Written	2 Direct Premiums Earned										
1. Fire.....	93,306	93,276		256	-	-	-	-	-	-		
2.1 Allied lines.....	181,123	181,086		496	-	-	-	-	-	-		
2.2 Multiple peril crop.....												
2.3 Federal flood.....												
2.4 Private crop.....												
2.5 Private flood.....												
3. Farmowners multiple peril.....												
4. Homeowners multiple peril.....												
5.1 Commercial multiple peril (non-liability portion).....												
5.2 Commercial multiple peril (liability portion).....												
6. Mortgage guaranty.....												
8. Ocean marine.....	125,630	125,600		344	-	-	-	-	-	-		
9. Inland marine.....	356,429	356,343		977	-	-	-	-	-	-		
10. Financial guaranty.....												
11. Medical professional liability.....												
12. Earthquake.....												
13. Group accident and health (b).....												
14. Credit A&H (group and individual).....												
15.1 Collectively renewable A&H (b).....												
15.2 Non-cancelable A&H (b).....												
15.3 Guaranteed renewable A&H (b).....												
15.4 Non-renewable for stated reasons only (b).....												
15.5 Other accident only.....												
15.6 Medicare Title XVIII exempt from state taxes or fees.....												
15.7 All other A&H (b).....												
15.8 Federal employees health benefits plan premium.....												
16. Workers' compensation.....												
17.1 Other liability-occurrence.....						0	10		2,707	1		
17.2 Other liability-claims-made.....												
17.3 Excess workers' compensation.....												
18. Products liability.....						373,341	33,446,109	6,327	3,483,243	6,876,261		
19.1 Private passenger auto no-fault (personal injury protection).....												
19.2 Other private passenger auto liability.....												
19.3 Commercial auto no-fault (personal injury protection).....												
19.4 Other commercial auto liability.....												
21.1 Private passenger auto physical damage.....												
21.2 Commercial auto physical damage.....												
22. Aircraft (all perils).....												
23. Fidelity.....												
24. Surety.....												
26. Burglary and theft.....												
27. Boiler and machinery.....												
28. Credit.....												
30. Warranty.....												
34. Aggregate write-ins for other lines of business.....	0	0	0	0	0	0	0	0	0	0	0	0
35. TOTALS (a).....	756,488	756,305	0	2,073	0	373,341	33,446,119	6,327	3,485,949	6,876,262	0	0

DETAILS OF WRITE-INS

3401.....												
3402.....												
3403.....												
3498. Summary of remaining write-ins for Line 34 from overflow page.....	0	0	0	0	0	0	0	0	0	0	0	0
3499. TOTALS (Lines 3401 through 3403 plus 3498) (Line 34 above).....	0	0	0	0	0	0	0	0	0	0	0	0

(a) Finance and service charges not included in Lines 1 to 35 \$.....0.

(b) For health business on indicated lines report: Number of persons insured under PPO managed care products.....0 and number of persons insured under indemnity only products.....0.

EXHIBIT OF PREMIUMS AND LOSSES (Statutory Page 14)



NAIC Group Code....0065 NAIC Company Code....10316

BUSINESS IN GRAND TOTAL DURING THE YEAR

Line of Business	Gross Premiums, Including Policy and Membership Fees, Less Return Premiums and Premiums on Policies not Taken		3 Dividends Paid or Credited to Policyholders on Direct Business	4 Direct Unearned Premium Reserves	5 Direct Losses Paid (deducting salvage)	6 Direct Losses Incurred	7 Direct Losses Unpaid	8 Direct Defense and Cost Containment Expense Paid	9 Direct Defense and Cost Containment Expense Incurred	10 Direct Defense and Cost Containment Expense Unpaid	11 Commissions and Brokerage Expenses	12 Taxes, Licenses and Fees
	1 Direct Premiums Written	2 Direct Premiums Earned										
1. Fire.....	2,263,757	2,263,747		6,203								44,838
2.1 Allied lines.....	3,593,236	3,593,141		9,844								71,171
2.2 Multiple peril crop.....												
2.3 Federal flood.....												
2.4 Private crop.....												
2.5 Private flood.....												
3. Farmowners multiple peril.....												
4. Homeowners multiple peril.....												
5.1 Commercial multiple peril (non-liability portion).....												
5.2 Commercial multiple peril (liability portion).....												
6. Mortgage guaranty.....												
8. Ocean marine.....	2,681,266	2,681,222		7,346								53,108
9. Inland marine.....	7,607,090	7,606,954		20,841			3,000					150,674
10. Financial guaranty.....												
11. Medical professional liability.....												
12. Earthquake.....												
13. Group accident and health (b).....												
14. Credit A&H (group and individual).....												
15.1 Collectively renewable A&H (b).....												
15.2 Non-cancelable A&H (b).....												
15.3 Guaranteed renewable A&H (b).....												
15.4 Non-renewable for stated reasons only (b).....												
15.5 Other accident only.....												
15.6 Medicare Title XVIII exempt from state taxes or fees.....												
15.7 All other A&H (b).....												
15.8 Federal employees health benefits plan premium.....												
16. Workers' compensation.....					106,038		624,203		175,134	175,134		
17.1 Other liability-occurrence.....					54,651	(0)	36,180,330	958,003	(3,966,300)	2,803,045		
17.2 Other liability-claims-made.....												
17.3 Excess workers' compensation.....												
18. Products liability.....					144,997	(0)	72,930,703	125,500	3,791,166	14,993,988		
19.1 Private passenger auto no-fault (personal injury protection).....												
19.2 Other private passenger auto liability.....												
19.3 Commercial auto no-fault (personal injury protection).....												
19.4 Other commercial auto liability.....												
21.1 Private passenger auto physical damage.....												
21.2 Commercial auto physical damage.....												
22. Aircraft (all perils).....												
23. Fidelity.....												
24. Surety.....												
26. Burglary and theft.....												
27. Boiler and machinery.....												
28. Credit.....												
30. Warranty.....												
34. Aggregate write-ins for other lines of business.....	0	0	0	0	0	0	0	0	0	0	0	0
35. TOTALS (a).....	16,145,349	16,145,064	0	44,233	305,686	(0)	109,738,236	1,083,503	0	17,972,168	0	319,791

DETAILS OF WRITE-INS

3401.....												
3402.....												
3403.....												
3498. Summary of remaining write-ins for Line 34 from overflow page.....	0	0	0	0	0	0	0	0	0	0	0	0
3499. TOTALS (Lines 3401 through 3403 plus 3498) (Line 34 above).....	0	0	0	0	0	0	0	0	0	0	0	0

(a) Finance and service charges not included in Lines 1 to 35 \$.....0.

(b) For health business on indicated lines report: Number of persons insured under PPO managed care products.....0 and number of persons insured under indemnity only products.....0.

EXHIBIT OF PREMIUMS AND LOSSES (Statutory Page 14)



NAIC Group Code....0065 NAIC Company Code....10316

BUSINESS IN GUAM DURING THE YEAR

19

Line of Business	Gross Premiums, Including Policy and Membership Fees, Less Return Premiums and Premiums on Policies not Taken		3 Dividends Paid or Credited to Policyholders on Direct Business	4 Direct Unearned Premium Reserves	5 Direct Losses Paid (deducting salvage)	6 Direct Losses Incurred	7 Direct Losses Unpaid	8 Direct Defense and Cost Containment Expense Paid	9 Direct Defense and Cost Containment Expense Incurred	10 Direct Defense and Cost Containment Expense Unpaid	11 Commissions and Brokerage Expenses	12 Taxes, Licenses and Fees
	1 Direct Premiums Written	2 Direct Premiums Earned										
1. Fire.....	-	-		-	-	-	-	-	-	-		
2.1 Allied lines.....	-	-		-	-	-	-	-	-	-		
2.2 Multiple peril crop.....												
2.3 Federal flood.....												
2.4 Private crop.....												
2.5 Private flood.....												
3. Farmowners multiple peril.....												
4. Homeowners multiple peril.....												
5.1 Commercial multiple peril (non-liability portion).....												
5.2 Commercial multiple peril (liability portion).....												
6. Mortgage guaranty.....												
8. Ocean marine.....	-	-		-	-	-	-	-	-	-		
9. Inland marine.....	-	-		-	-	-	-	-	-	-		
10. Financial guaranty.....												
11. Medical professional liability.....												
12. Earthquake.....												
13. Group accident and health (b).....												
14. Credit A&H (group and individual).....												
15.1 Collectively renewable A&H (b).....												
15.2 Non-cancelable A&H (b).....												
15.3 Guaranteed renewable A&H (b).....												
15.4 Non-renewable for stated reasons only (b).....												
15.5 Other accident only.....												
15.6 Medicare Title XVIII exempt from state taxes or fees.....												
15.7 All other A&H (b).....												
15.8 Federal employees health benefits plan premium.....												
16. Workers' compensation.....												
17.1 Other liability-occurrence.....												
17.2 Other liability-claims-made.....												
17.3 Excess workers' compensation.....												
18. Products liability.....												
19.1 Private passenger auto no-fault (personal injury protection).....												
19.2 Other private passenger auto liability.....												
19.3 Commercial auto no-fault (personal injury protection).....												
19.4 Other commercial auto liability.....												
21.1 Private passenger auto physical damage.....												
21.2 Commercial auto physical damage.....												
22. Aircraft (all perils).....												
23. Fidelity.....												
24. Surety.....												
26. Burglary and theft.....												
27. Boiler and machinery.....	-	-		-	-	-	-	-	-	-		
28. Credit.....												
30. Warranty.....												
34. Aggregate write-ins for other lines of business.....	0	0	0	0	0	0	0	0	0	0	0	0
35. TOTALS (a).....	0	0	0	0	0	0	0	0	0	0	0	0

DETAILS OF WRITE-INS

3401.....												
3402.....												
3403.....												
3498. Summary of remaining write-ins for Line 34 from overflow page.....	0	0	0	0	0	0	0	0	0	0	0	0
3499. TOTALS (Lines 3401 through 3403 plus 3498) (Line 34 above).....	0	0	0	0	0	0	0	0	0	0	0	0

(a) Finance and service charges not included in Lines 1 to 35 \$.....0.

(b) For health business on indicated lines report: Number of persons insured under PPO managed care products.....0 and number of persons insured under indemnity only products.....0.

EXHIBIT OF PREMIUMS AND LOSSES (Statutory Page 14)



NAIC Group Code....0065 NAIC Company Code....10316

BUSINESS IN THE STATE OF HAWAII DURING THE YEAR

Line of Business	Gross Premiums, Including Policy and Membership Fees, Less Return Premiums and Premiums on Policies not Taken		3 Dividends Paid or Credited to Policyholders on Direct Business	4 Direct Unearned Premium Reserves	5 Direct Losses Paid (deducting salvage)	6 Direct Losses Incurred	7 Direct Losses Unpaid	8 Direct Defense and Cost Containment Expense Paid	9 Direct Defense and Cost Containment Expense Incurred	10 Direct Defense and Cost Containment Expense Unpaid	11 Commissions and Brokerage Expenses	12 Taxes, Licenses and Fees
	1 Direct Premiums Written	2 Direct Premiums Earned										
1. Fire.....	-	-		-	-	-	-	-	-	-		
2.1 Allied lines.....	-	-		-	-	-	-	-	-	-		
2.2 Multiple peril crop.....												
2.3 Federal flood.....												
2.4 Private crop.....												
2.5 Private flood.....												
3. Farmowners multiple peril.....												
4. Homeowners multiple peril.....												
5.1 Commercial multiple peril (non-liability portion).....												
5.2 Commercial multiple peril (liability portion).....												
6. Mortgage guaranty.....												
8. Ocean marine.....	-	-		-	-	-	-	-	-	-		
9. Inland marine.....	-	-		-	-	-	-	-	-	-		
10. Financial guaranty.....												
11. Medical professional liability.....												
12. Earthquake.....												
13. Group accident and health (b).....												
14. Credit A&H (group and individual).....												
15.1 Collectively renewable A&H (b).....												
15.2 Non-cancelable A&H (b).....												
15.3 Guaranteed renewable A&H (b).....												
15.4 Non-renewable for stated reasons only (b).....												
15.5 Other accident only.....												
15.6 Medicare Title XVIII exempt from state taxes or fees.....												
15.7 All other A&H (b).....												
15.8 Federal employees health benefits plan premium.....												
16. Workers' compensation.....												
17.1 Other liability-occurrence.....												
17.2 Other liability-claims-made.....												
17.3 Excess workers' compensation.....												
18. Products liability.....												
19.1 Private passenger auto no-fault (personal injury protection).....												
19.2 Other private passenger auto liability.....												
19.3 Commercial auto no-fault (personal injury protection).....												
19.4 Other commercial auto liability.....												
21.1 Private passenger auto physical damage.....												
21.2 Commercial auto physical damage.....												
22. Aircraft (all perils).....												
23. Fidelity.....												
24. Surety.....												
26. Burglary and theft.....												
27. Boiler and machinery.....	-	-		-	-	-	-	-	-	-		
28. Credit.....												
30. Warranty.....												
34. Aggregate write-ins for other lines of business.....	0	0	0	0	0	0	0	0	0	0	0	0
35. TOTALS (a).....	0	0	0	0	0	0	0	0	0	0	0	0

DETAILS OF WRITE-INS

3401.....												
3402.....												
3403.....												
3498. Summary of remaining write-ins for Line 34 from overflow page.....	0	0	0	0	0	0	0	0	0	0	0	0
3499. TOTALS (Lines 3401 through 3403 plus 3498) (Line 34 above).....	0	0	0	0	0	0	0	0	0	0	0	0

(a) Finance and service charges not included in Lines 1 to 35 \$.....0.

(b) For health business on indicated lines report: Number of persons insured under PPO managed care products.....0 and number of persons insured under indemnity only products.....0.

EXHIBIT OF PREMIUMS AND LOSSES (Statutory Page 14)



NAIC Group Code....0065 NAIC Company Code....10316

BUSINESS IN THE STATE OF IOWA DURING THE YEAR

Line of Business	Gross Premiums, Including Policy and Membership Fees, Less Return Premiums and Premiums on Policies not Taken		3 Dividends Paid or Credited to Policyholders on Direct Business	4 Direct Unearned Premium Reserves	5 Direct Losses Paid (deducting salvage)	6 Direct Losses Incurred	7 Direct Losses Unpaid	8 Direct Defense and Cost Containment Expense Paid	9 Direct Defense and Cost Containment Expense Incurred	10 Direct Defense and Cost Containment Expense Unpaid	11 Commissions and Brokerage Expenses	12 Taxes, Licenses and Fees
	1 Direct Premiums Written	2 Direct Premiums Earned										
1. Fire.....	677	675		2	-	-	-	-	-	-		
2.1 Allied lines.....	1,313	1,310		4	-	-	-	-	-	-		
2.2 Multiple peril crop.....												
2.3 Federal flood.....												
2.4 Private crop.....												
2.5 Private flood.....												
3. Farmowners multiple peril.....												
4. Homeowners multiple peril.....												
5.1 Commercial multiple peril (non-liability portion).....												
5.2 Commercial multiple peril (liability portion).....												
6. Mortgage guaranty.....												
8. Ocean marine.....	911	909		2	-	-	-	-	-	-		
9. Inland marine.....	2,585	2,578		7	-	-	-	-	-	-		
10. Financial guaranty.....												
11. Medical professional liability.....												
12. Earthquake.....												
13. Group accident and health (b).....												
14. Credit A&H (group and individual).....												
15.1 Collectively renewable A&H (b).....												
15.2 Non-cancelable A&H (b).....												
15.3 Guaranteed renewable A&H (b).....												
15.4 Non-renewable for stated reasons only (b).....												
15.5 Other accident only.....												
15.6 Medicare Title XVIII exempt from state taxes or fees.....												
15.7 All other A&H (b).....												
15.8 Federal employees health benefits plan premium.....												
16. Workers' compensation.....												
17.1 Other liability-occurrence.....												
17.2 Other liability-claims-made.....												
17.3 Excess workers' compensation.....												
18. Products liability.....												
19.1 Private passenger auto no-fault (personal injury protection).....												
19.2 Other private passenger auto liability.....												
19.3 Commercial auto no-fault (personal injury protection).....												
19.4 Other commercial auto liability.....												
21.1 Private passenger auto physical damage.....												
21.2 Commercial auto physical damage.....												
22. Aircraft (all perils).....												
23. Fidelity.....												
24. Surety.....												
26. Burglary and theft.....												
27. Boiler and machinery.....												
28. Credit.....												
30. Warranty.....												
34. Aggregate write-ins for other lines of business.....	0	0	0	0	0	0	0	0	0	0	0	0
35. TOTALS (a).....	5,486	5,472	0	15	0	0	0	0	0	0	0	0

DETAILS OF WRITE-INS

3401.....												
3402.....												
3403.....												
3498. Summary of remaining write-ins for Line 34 from overflow page.....	0	0	0	0	0	0	0	0	0	0	0	0
3499. TOTALS (Lines 3401 through 3403 plus 3498) (Line 34 above).....	0	0	0	0	0	0	0	0	0	0	0	0

(a) Finance and service charges not included in Lines 1 to 35 \$.....0.

(b) For health business on indicated lines report: Number of persons insured under PPO managed care products.....0 and number of persons insured under indemnity only products.....0.

EXHIBIT OF PREMIUMS AND LOSSES (Statutory Page 14)



NAIC Group Code....0065 NAIC Company Code....10316

BUSINESS IN THE STATE OF IDAHO DURING THE YEAR

19

Line of Business	Gross Premiums, Including Policy and Membership Fees, Less Return Premiums and Premiums on Policies not Taken		3 Dividends Paid or Credited to Policyholders on Direct Business	4 Direct Unearned Premium Reserves	5 Direct Losses Paid (deducting salvage)	6 Direct Losses Incurred	7 Direct Losses Unpaid	8 Direct Defense and Cost Containment Expense Paid	9 Direct Defense and Cost Containment Expense Incurred	10 Direct Defense and Cost Containment Expense Unpaid	11 Commissions and Brokerage Expenses	12 Taxes, Licenses and Fees
	1 Direct Premiums Written	2 Direct Premiums Earned										
1. Fire.....	-	-		-	-	-	-	-	-	-		
2.1 Allied lines.....	-	-		-	-	-	-	-	-	-		
2.2 Multiple peril crop.....												
2.3 Federal flood.....												
2.4 Private crop.....												
2.5 Private flood.....												
3. Farmowners multiple peril.....												
4. Homeowners multiple peril.....												
5.1 Commercial multiple peril (non-liability portion).....												
5.2 Commercial multiple peril (liability portion).....												
6. Mortgage guaranty.....												
8. Ocean marine.....	-	-		-	-	-	-	-	-	-		
9. Inland marine.....	-	-		-	-	-	-	-	-	-		
10. Financial guaranty.....												
11. Medical professional liability.....												
12. Earthquake.....												
13. Group accident and health (b).....												
14. Credit A&H (group and individual).....												
15.1 Collectively renewable A&H (b).....												
15.2 Non-cancelable A&H (b).....												
15.3 Guaranteed renewable A&H (b).....												
15.4 Non-renewable for stated reasons only (b).....												
15.5 Other accident only.....												
15.6 Medicare Title XVIII exempt from state taxes or fees.....												
15.7 All other A&H (b).....												
15.8 Federal employees health benefits plan premium.....												
16. Workers' compensation.....												
17.1 Other liability-occurrence.....												
17.2 Other liability-claims-made.....												
17.3 Excess workers' compensation.....												
18. Products liability.....												
19.1 Private passenger auto no-fault (personal injury protection).....												
19.2 Other private passenger auto liability.....												
19.3 Commercial auto no-fault (personal injury protection).....												
19.4 Other commercial auto liability.....												
21.1 Private passenger auto physical damage.....												
21.2 Commercial auto physical damage.....												
22. Aircraft (all perils).....												
23. Fidelity.....												
24. Surety.....												
26. Burglary and theft.....												
27. Boiler and machinery.....	-	-		-	-	-	-	-	-	-		
28. Credit.....												
30. Warranty.....												
34. Aggregate write-ins for other lines of business.....	0	0	0	0	0	0	0	0	0	0	0	0
35. TOTALS (a).....	0	0	0	0	0	0	0	0	0	0	0	0

DETAILS OF WRITE-INS

3401.....												
3402.....												
3403.....												
3498. Summary of remaining write-ins for Line 34 from overflow page.....	0	0	0	0	0	0	0	0	0	0	0	0
3499. TOTALS (Lines 3401 through 3403 plus 3498) (Line 34 above).....	0	0	0	0	0	0	0	0	0	0	0	0

(a) Finance and service charges not included in Lines 1 to 35 \$.....0.

(b) For health business on indicated lines report: Number of persons insured under PPO managed care products.....0 and number of persons insured under indemnity only products.....0.

EXHIBIT OF PREMIUMS AND LOSSES (Statutory Page 14)



NAIC Group Code....0065 NAIC Company Code....10316

BUSINESS IN THE STATE OF ILLINOIS DURING THE YEAR

Line of Business	Gross Premiums, Including Policy and Membership Fees, Less Return Premiums and Premiums on Policies not Taken		3 Dividends Paid or Credited to Policyholders on Direct Business	4 Direct Unearned Premium Reserves	5 Direct Losses Paid (deducting salvage)	6 Direct Losses Incurred	7 Direct Losses Unpaid	8 Direct Defense and Cost Containment Expense Paid	9 Direct Defense and Cost Containment Expense Incurred	10 Direct Defense and Cost Containment Expense Unpaid	11 Commissions and Brokerage Expenses	12 Taxes, Licenses and Fees
	1 Direct Premiums Written	2 Direct Premiums Earned										
1. Fire.....	546	546		1	-	-	-	-	-	-		
2.1 Allied lines.....	1,060	1,060		3	-	-	-	-	-	-		
2.2 Multiple peril crop.....												
2.3 Federal flood.....												
2.4 Private crop.....												
2.5 Private flood.....												
3. Farmowners multiple peril.....												
4. Homeowners multiple peril.....												
5.1 Commercial multiple peril (non-liability portion).....												
5.2 Commercial multiple peril (liability portion).....												
6. Mortgage guaranty.....												
8. Ocean marine.....	735	735		2	-	-	-	-	-	-		
9. Inland marine.....	2,087	2,087		6	-	-	-	-	-	-		
10. Financial guaranty.....												
11. Medical professional liability.....												
12. Earthquake.....												
13. Group accident and health (b).....												
14. Credit A&H (group and individual).....												
15.1 Collectively renewable A&H (b).....												
15.2 Non-cancelable A&H (b).....												
15.3 Guaranteed renewable A&H (b).....												
15.4 Non-renewable for stated reasons only (b).....												
15.5 Other accident only.....												
15.6 Medicare Title XVIII exempt from state taxes or fees.....												
15.7 All other A&H (b).....												
15.8 Federal employees health benefits plan premium.....												
16. Workers' compensation.....												
17.1 Other liability-occurrence.....						10	1,091		4,759	85		
17.2 Other liability-claims-made.....												
17.3 Excess workers' compensation.....												
18. Products liability.....						5	415		(77,945)	85		
19.1 Private passenger auto no-fault (personal injury protection).....												
19.2 Other private passenger auto liability.....												
19.3 Commercial auto no-fault (personal injury protection).....												
19.4 Other commercial auto liability.....												
21.1 Private passenger auto physical damage.....												
21.2 Commercial auto physical damage.....												
22. Aircraft (all perils).....												
23. Fidelity.....												
24. Surety.....												
26. Burglary and theft.....												
27. Boiler and machinery.....												
28. Credit.....												
30. Warranty.....												
34. Aggregate write-ins for other lines of business.....	0	0	0	0	0	0	0	0	0	0	0	0
35. TOTALS (a).....	4,428	4,428	0	12	0	15	1,506	0	(73,187)	170	0	0

DETAILS OF WRITE-INS

3401.....												
3402.....												
3403.....												
3498. Summary of remaining write-ins for Line 34 from overflow page.....	0	0	0	0	0	0	0	0	0	0	0	0
3499. TOTALS (Lines 3401 through 3403 plus 3498) (Line 34 above).....	0	0	0	0	0	0	0	0	0	0	0	0

(a) Finance and service charges not included in Lines 1 to 35 \$.....0.

(b) For health business on indicated lines report: Number of persons insured under PPO managed care products.....0 and number of persons insured under indemnity only products.....0.

EXHIBIT OF PREMIUMS AND LOSSES (Statutory Page 14)



NAIC Group Code....0065 NAIC Company Code....10316

BUSINESS IN THE STATE OF INDIANA DURING THE YEAR

Line of Business	Gross Premiums, Including Policy and Membership Fees, Less Return Premiums and Premiums on Policies not Taken		3 Dividends Paid or Credited to Policyholders on Direct Business	4 Direct Unearned Premium Reserves	5 Direct Losses Paid (deducting salvage)	6 Direct Losses Incurred	7 Direct Losses Unpaid	8 Direct Defense and Cost Containment Expense Paid	9 Direct Defense and Cost Containment Expense Incurred	10 Direct Defense and Cost Containment Expense Unpaid	11 Commissions and Brokerage Expenses	12 Taxes, Licenses and Fees
	1 Direct Premiums Written	2 Direct Premiums Earned										
1. Fire.....	6,611	6,613		18	-	-	-	-	-	-	-	-
2.1 Allied lines.....	12,834	12,838		35	-	-	-	-	-	-	-	-
2.2 Multiple peril crop.....												
2.3 Federal flood.....												
2.4 Private crop.....												
2.5 Private flood.....												
3. Farmowners multiple peril.....												
4. Homeowners multiple peril.....												
5.1 Commercial multiple peril (non-liability portion).....												
5.2 Commercial multiple peril (liability portion).....												
6. Mortgage guaranty.....												
8. Ocean marine.....	8,902	8,904		24	-	-	-	-	-	-	-	-
9. Inland marine.....	25,256	25,263		69	-	-	-	-	-	-	-	-
10. Financial guaranty.....												
11. Medical professional liability.....												
12. Earthquake.....												
13. Group accident and health (b).....												
14. Credit A&H (group and individual).....												
15.1 Collectively renewable A&H (b).....												
15.2 Non-cancelable A&H (b).....												
15.3 Guaranteed renewable A&H (b).....												
15.4 Non-renewable for stated reasons only (b).....												
15.5 Other accident only.....												
15.6 Medicare Title XVIII exempt from state taxes or fees.....												
15.7 All other A&H (b).....												
15.8 Federal employees health benefits plan premium.....												
16. Workers' compensation.....												
17.1 Other liability-occurrence.....												
17.2 Other liability-claims-made.....												
17.3 Excess workers' compensation.....												
18. Products liability.....									41,057			
19.1 Private passenger auto no-fault (personal injury protection).....												
19.2 Other private passenger auto liability.....												
19.3 Commercial auto no-fault (personal injury protection).....												
19.4 Other commercial auto liability.....												
21.1 Private passenger auto physical damage.....												
21.2 Commercial auto physical damage.....												
22. Aircraft (all perils).....												
23. Fidelity.....												
24. Surety.....												
26. Burglary and theft.....												
27. Boiler and machinery.....												
28. Credit.....												
30. Warranty.....												
34. Aggregate write-ins for other lines of business.....	0	0	0	0	0	0	0	0	0	0	0	0
35. TOTALS (a).....	53,603	53,618	0	147	0	0	0	0	41,057	0	0	0

DETAILS OF WRITE-INS

3401.....												
3402.....												
3403.....												
3498. Summary of remaining write-ins for Line 34 from overflow page.....	0	0	0	0	0	0	0	0	0	0	0	0
3499. TOTALS (Lines 3401 through 3403 plus 3498) (Line 34 above).....	0	0	0	0	0	0	0	0	0	0	0	0

(a) Finance and service charges not included in Lines 1 to 35 \$.....0.

(b) For health business on indicated lines report: Number of persons insured under PPO managed care products.....0 and number of persons insured under indemnity only products.....0.

EXHIBIT OF PREMIUMS AND LOSSES (Statutory Page 14)



NAIC Group Code....0065 NAIC Company Code....10316

BUSINESS IN THE STATE OF KANSAS DURING THE YEAR

Line of Business	Gross Premiums, Including Policy and Membership Fees, Less Return Premiums and Premiums on Policies not Taken		3 Dividends Paid or Credited to Policyholders on Direct Business	4 Direct Unearned Premium Reserves	5 Direct Losses Paid (deducting salvage)	6 Direct Losses Incurred	7 Direct Losses Unpaid	8 Direct Defense and Cost Containment Expense Paid	9 Direct Defense and Cost Containment Expense Incurred	10 Direct Defense and Cost Containment Expense Unpaid	11 Commissions and Brokerage Expenses	12 Taxes, Licenses and Fees
	1 Direct Premiums Written	2 Direct Premiums Earned										
1. Fire.....	-	-		-	-	-	-	-	-	-		
2.1 Allied lines.....	-	-		-	-	-	-	-	-	-		
2.2 Multiple peril crop.....												
2.3 Federal flood.....												
2.4 Private crop.....												
2.5 Private flood.....												
3. Farmowners multiple peril.....												
4. Homeowners multiple peril.....												
5.1 Commercial multiple peril (non-liability portion).....												
5.2 Commercial multiple peril (liability portion).....												
6. Mortgage guaranty.....												
8. Ocean marine.....	-	-		-	-	-	-	-	-	-		
9. Inland marine.....	-	-		-	-	-	-	-	-	-		
10. Financial guaranty.....												
11. Medical professional liability.....												
12. Earthquake.....												
13. Group accident and health (b).....												
14. Credit A&H (group and individual).....												
15.1 Collectively renewable A&H (b).....												
15.2 Non-cancelable A&H (b).....												
15.3 Guaranteed renewable A&H (b).....												
15.4 Non-renewable for stated reasons only (b).....												
15.5 Other accident only.....												
15.6 Medicare Title XVIII exempt from state taxes or fees.....												
15.7 All other A&H (b).....												
15.8 Federal employees health benefits plan premium.....												
16. Workers' compensation.....												
17.1 Other liability-occurrence.....												
17.2 Other liability-claims-made.....												
17.3 Excess workers' compensation.....												
18. Products liability.....												
19.1 Private passenger auto no-fault (personal injury protection).....												
19.2 Other private passenger auto liability.....												
19.3 Commercial auto no-fault (personal injury protection).....												
19.4 Other commercial auto liability.....												
21.1 Private passenger auto physical damage.....												
21.2 Commercial auto physical damage.....												
22. Aircraft (all perils).....												
23. Fidelity.....												
24. Surety.....												
26. Burglary and theft.....												
27. Boiler and machinery.....	-	-		-	-	-	-	-	-	-		
28. Credit.....												
30. Warranty.....												
34. Aggregate write-ins for other lines of business.....	0	0	0	0	0	0	0	0	0	0	0	0
35. TOTALS (a).....	0	0	0	0	0	0	0	0	0	0	0	0

DETAILS OF WRITE-INS

3401.....												
3402.....												
3403.....												
3498. Summary of remaining write-ins for Line 34 from overflow page.....	0	0	0	0	0	0	0	0	0	0	0	0
3499. TOTALS (Lines 3401 through 3403 plus 3498) (Line 34 above).....	0	0	0	0	0	0	0	0	0	0	0	0

(a) Finance and service charges not included in Lines 1 to 35 \$.....0.

(b) For health business on indicated lines report: Number of persons insured under PPO managed care products.....0 and number of persons insured under indemnity only products.....0.

EXHIBIT OF PREMIUMS AND LOSSES (Statutory Page 14)



NAIC Group Code....0065 NAIC Company Code....10316

BUSINESS IN THE STATE OF KENTUCKY DURING THE YEAR

Line of Business	Gross Premiums, Including Policy and Membership Fees, Less Return Premiums and Premiums on Policies not Taken		3 Dividends Paid or Credited to Policyholders on Direct Business	4 Direct Unearned Premium Reserves	5 Direct Losses Paid (deducting salvage)	6 Direct Losses Incurred	7 Direct Losses Unpaid	8 Direct Defense and Cost Containment Expense Paid	9 Direct Defense and Cost Containment Expense Incurred	10 Direct Defense and Cost Containment Expense Unpaid	11 Commissions and Brokerage Expenses	12 Taxes, Licenses and Fees
	1 Direct Premiums Written	2 Direct Premiums Earned										
1. Fire.....	116,632	116,314		320	-	-	-	-	-	-		
2.1 Allied lines.....	226,404	225,787		620	-	-	-	-	-	-		
2.2 Multiple peril crop.....												
2.3 Federal flood.....												
2.4 Private crop.....												
2.5 Private flood.....												
3. Farmowners multiple peril.....												
4. Homeowners multiple peril.....												
5.1 Commercial multiple peril (non-liability portion).....												
5.2 Commercial multiple peril (liability portion).....												
6. Mortgage guaranty.....												
8. Ocean marine.....	157,038	156,610		430	-	-	-	-	-	-		
9. Inland marine.....	445,536	444,322		1,221	-	-	-	-	-	-		
10. Financial guaranty.....												
11. Medical professional liability.....												
12. Earthquake.....												
13. Group accident and health (b).....												
14. Credit A&H (group and individual).....												
15.1 Collectively renewable A&H (b).....												
15.2 Non-cancelable A&H (b).....												
15.3 Guaranteed renewable A&H (b).....												
15.4 Non-renewable for stated reasons only (b).....												
15.5 Other accident only.....												
15.6 Medicare Title XVIII exempt from state taxes or fees.....												
15.7 All other A&H (b).....												
15.8 Federal employees health benefits plan premium.....												
16. Workers' compensation.....												
17.1 Other liability-occurrence.....												
17.2 Other liability-claims-made.....												
17.3 Excess workers' compensation.....												
18. Products liability.....									(0)			
19.1 Private passenger auto no-fault (personal injury protection).....												
19.2 Other private passenger auto liability.....												
19.3 Commercial auto no-fault (personal injury protection).....												
19.4 Other commercial auto liability.....												
21.1 Private passenger auto physical damage.....												
21.2 Commercial auto physical damage.....												
22. Aircraft (all perils).....												
23. Fidelity.....												
24. Surety.....												
26. Burglary and theft.....												
27. Boiler and machinery.....												
28. Credit.....												
30. Warranty.....												
34. Aggregate write-ins for other lines of business.....	0	0	0	0	0	0	0	0	0	0	0	0
35. TOTALS (a).....	945,610	943,033	0	2,591	0	0	0	0	(0)	0	0	0

DETAILS OF WRITE-INS

3401.....												
3402.....												
3403.....												
3498. Summary of remaining write-ins for Line 34 from overflow page.....	0	0	0	0	0	0	0	0	0	0	0	0
3499. TOTALS (Lines 3401 through 3403 plus 3498) (Line 34 above).....	0	0	0	0	0	0	0	0	0	0	0	0

(a) Finance and service charges not included in Lines 1 to 35 \$.....0.

(b) For health business on indicated lines report: Number of persons insured under PPO managed care products.....0 and number of persons insured under indemnity only products.....0.

EXHIBIT OF PREMIUMS AND LOSSES (Statutory Page 14)



NAIC Group Code....0065 NAIC Company Code....10316

BUSINESS IN THE STATE OF LOUISIANA DURING THE YEAR

19

Line of Business	Gross Premiums, Including Policy and Membership Fees, Less Return Premiums and Premiums on Policies not Taken		3 Dividends Paid or Credited to Policyholders on Direct Business	4 Direct Unearned Premium Reserves	5 Direct Losses Paid (deducting salvage)	6 Direct Losses Incurred	7 Direct Losses Unpaid	8 Direct Defense and Cost Containment Expense Paid	9 Direct Defense and Cost Containment Expense Incurred	10 Direct Defense and Cost Containment Expense Unpaid	11 Commissions and Brokerage Expenses	12 Taxes, Licenses and Fees
	1 Direct Premiums Written	2 Direct Premiums Earned										
1. Fire.....	2,474	2,743		7	-	-	-	-	-	-		
2.1 Allied lines.....	4,803	5,350		13	-	-	-	-	-	-		
2.2 Multiple peril crop.....												
2.3 Federal flood.....												
2.4 Private crop.....												
2.5 Private flood.....												
3. Farmowners multiple peril.....												
4. Homeowners multiple peril.....												
5.1 Commercial multiple peril (non-liability portion).....												
5.2 Commercial multiple peril (liability portion).....												
6. Mortgage guaranty.....												
8. Ocean marine.....	3,331	3,705		9	-	-	-	-	-	-		
9. Inland marine.....	9,451	10,511		26	-	-	-	-	-	-		
10. Financial guaranty.....												
11. Medical professional liability.....												
12. Earthquake.....												
13. Group accident and health (b).....												
14. Credit A&H (group and individual).....												
15.1 Collectively renewable A&H (b).....												
15.2 Non-cancelable A&H (b).....												
15.3 Guaranteed renewable A&H (b).....												
15.4 Non-renewable for stated reasons only (b).....												
15.5 Other accident only.....												
15.6 Medicare Title XVIII exempt from state taxes or fees.....												
15.7 All other A&H (b).....												
15.8 Federal employees health benefits plan premium.....												
16. Workers' compensation.....												
17.1 Other liability-occurrence.....						13	403		(48,174)	31		
17.2 Other liability-claims-made.....												
17.3 Excess workers' compensation.....												
18. Products liability.....									(33,283)			
19.1 Private passenger auto no-fault (personal injury protection).....												
19.2 Other private passenger auto liability.....												
19.3 Commercial auto no-fault (personal injury protection).....												
19.4 Other commercial auto liability.....												
21.1 Private passenger auto physical damage.....												
21.2 Commercial auto physical damage.....												
22. Aircraft (all perils).....												
23. Fidelity.....												
24. Surety.....												
26. Burglary and theft.....												
27. Boiler and machinery.....												
28. Credit.....												
30. Warranty.....												
34. Aggregate write-ins for other lines of business.....	0	0	0	0	0	0	0	0	0	0	0	0
35. TOTALS (a).....	20,059	22,309	0	55	0	13	403	0	(81,457)	31	0	0

DETAILS OF WRITE-INS

3401.....												
3402.....												
3403.....												
3498. Summary of remaining write-ins for Line 34 from overflow page.....	0	0	0	0	0	0	0	0	0	0	0	0
3499. TOTALS (Lines 3401 through 3403 plus 3498) (Line 34 above).....	0	0	0	0	0	0	0	0	0	0	0	0

(a) Finance and service charges not included in Lines 1 to 35 \$.....0.
 (b) For health business on indicated lines report: Number of persons insured under PPO managed care products.....0 and number of persons insured under indemnity only products.....0.

EXHIBIT OF PREMIUMS AND LOSSES (Statutory Page 14)



NAIC Group Code....0065 NAIC Company Code....10316

BUSINESS IN THE STATE OF MASSACHUSETTS DURING THE YEAR

Line of Business	Gross Premiums, Including Policy and Membership Fees, Less Return Premiums and Premiums on Policies not Taken		3 Dividends Paid or Credited to Policyholders on Direct Business	4 Direct Unearned Premium Reserves	5 Direct Losses Paid (deducting salvage)	6 Direct Losses Incurred	7 Direct Losses Unpaid	8 Direct Defense and Cost Containment Expense Paid	9 Direct Defense and Cost Containment Expense Incurred	10 Direct Defense and Cost Containment Expense Unpaid	11 Commissions and Brokerage Expenses	12 Taxes, Licenses and Fees
	1 Direct Premiums Written	2 Direct Premiums Earned										
1. Fire.....	346	360		1	-	-	-	-	-	-		
2.1 Allied lines.....	671	700		2	-	-	-	-	-	-		
2.2 Multiple peril crop.....												
2.3 Federal flood.....												
2.4 Private crop.....												
2.5 Private flood.....												
3. Farmowners multiple peril.....												
4. Homeowners multiple peril.....												
5.1 Commercial multiple peril (non-liability portion).....												
5.2 Commercial multiple peril (liability portion).....												
6. Mortgage guaranty.....												
8. Ocean marine.....	466	486		1	-	-	-	-	-	-		
9. Inland marine.....	1,321	1,377		4	-	-	-	-	-	-		
10. Financial guaranty.....												
11. Medical professional liability.....												
12. Earthquake.....												
13. Group accident and health (b).....												
14. Credit A&H (group and individual).....												
15.1 Collectively renewable A&H (b).....												
15.2 Non-cancelable A&H (b).....												
15.3 Guaranteed renewable A&H (b).....												
15.4 Non-renewable for stated reasons only (b).....												
15.5 Other accident only.....												
15.6 Medicare Title XVIII exempt from state taxes or fees.....												
15.7 All other A&H (b).....												
15.8 Federal employees health benefits plan premium.....												
16. Workers' compensation.....												
17.1 Other liability-occurrence.....						0	10		(3)	1		
17.2 Other liability-claims-made.....												
17.3 Excess workers' compensation.....												
18. Products liability.....									(0)			
19.1 Private passenger auto no-fault (personal injury protection).....												
19.2 Other private passenger auto liability.....												
19.3 Commercial auto no-fault (personal injury protection).....												
19.4 Other commercial auto liability.....												
21.1 Private passenger auto physical damage.....												
21.2 Commercial auto physical damage.....												
22. Aircraft (all perils).....												
23. Fidelity.....												
24. Surety.....												
26. Burglary and theft.....												
27. Boiler and machinery.....												
28. Credit.....												
30. Warranty.....												
34. Aggregate write-ins for other lines of business.....	0	0	0	0	0	0	0	0	0	0	0	0
35. TOTALS (a).....	2,804	2,923	0	8	0	0	10	0	(3)	1	0	0

DETAILS OF WRITE-INS

3401.....												
3402.....												
3403.....												
3498. Summary of remaining write-ins for Line 34 from overflow page.....	0	0	0	0	0	0	0	0	0	0	0	0
3499. TOTALS (Lines 3401 through 3403 plus 3498) (Line 34 above).....	0	0	0	0	0	0	0	0	0	0	0	0

(a) Finance and service charges not included in Lines 1 to 35 \$.....0.

(b) For health business on indicated lines report: Number of persons insured under PPO managed care products.....0 and number of persons insured under indemnity only products.....0.

EXHIBIT OF PREMIUMS AND LOSSES (Statutory Page 14)



NAIC Group Code....0065 NAIC Company Code....10316

BUSINESS IN THE STATE OF MARYLAND DURING THE YEAR

Line of Business	Gross Premiums, Including Policy and Membership Fees, Less Return Premiums and Premiums on Policies not Taken		3 Dividends Paid or Credited to Policyholders on Direct Business	4 Direct Unearned Premium Reserves	5 Direct Losses Paid (deducting salvage)	6 Direct Losses Incurred	7 Direct Losses Unpaid	8 Direct Defense and Cost Containment Expense Paid	9 Direct Defense and Cost Containment Expense Incurred	10 Direct Defense and Cost Containment Expense Unpaid	11 Commissions and Brokerage Expenses	12 Taxes, Licenses and Fees
	1 Direct Premiums Written	2 Direct Premiums Earned										
1. Fire.....	5,765	5,756		16	-	-	-	-	-	-		
2.1 Allied lines.....	11,192	11,174		31	-	-	-	-	-	-		
2.2 Multiple peril crop.....												
2.3 Federal flood.....												
2.4 Private crop.....												
2.5 Private flood.....												
3. Farmowners multiple peril.....												
4. Homeowners multiple peril.....												
5.1 Commercial multiple peril (non-liability portion).....												
5.2 Commercial multiple peril (liability portion).....												
6. Mortgage guaranty.....												
8. Ocean marine.....	7,763	7,751		21	-	-	-	-	-	-		
9. Inland marine.....	22,024	21,989		60	-	-	-	-	-	-		
10. Financial guaranty.....												
11. Medical professional liability.....												
12. Earthquake.....												
13. Group accident and health (b).....												
14. Credit A&H (group and individual).....												
15.1 Collectively renewable A&H (b).....												
15.2 Non-cancelable A&H (b).....												
15.3 Guaranteed renewable A&H (b).....												
15.4 Non-renewable for stated reasons only (b).....												
15.5 Other accident only.....												
15.6 Medicare Title XVIII exempt from state taxes or fees.....												
15.7 All other A&H (b).....												
15.8 Federal employees health benefits plan premium.....												
16. Workers' compensation.....												
17.1 Other liability-occurrence.....												
17.2 Other liability-claims-made.....												
17.3 Excess workers' compensation.....												
18. Products liability.....												
19.1 Private passenger auto no-fault (personal injury protection).....												
19.2 Other private passenger auto liability.....												
19.3 Commercial auto no-fault (personal injury protection).....												
19.4 Other commercial auto liability.....												
21.1 Private passenger auto physical damage.....												
21.2 Commercial auto physical damage.....												
22. Aircraft (all perils).....												
23. Fidelity.....												
24. Surety.....												
26. Burglary and theft.....												
27. Boiler and machinery.....												
28. Credit.....												
30. Warranty.....												
34. Aggregate write-ins for other lines of business.....	0	0	0	0	0	0	0	0	0	0	0	0
35. TOTALS (a).....	46,744	46,670	0	128	0	0	0	0	0	0	0	0

DETAILS OF WRITE-INS

3401.....												
3402.....												
3403.....												
3498. Summary of remaining write-ins for Line 34 from overflow page.....	0	0	0	0	0	0	0	0	0	0	0	0
3499. TOTALS (Lines 3401 through 3403 plus 3498) (Line 34 above).....	0	0	0	0	0	0	0	0	0	0	0	0

(a) Finance and service charges not included in Lines 1 to 35 \$.....0.

(b) For health business on indicated lines report: Number of persons insured under PPO managed care products.....0 and number of persons insured under indemnity only products.....0.

EXHIBIT OF PREMIUMS AND LOSSES (Statutory Page 14)



NAIC Group Code....0065 NAIC Company Code....10316

BUSINESS IN THE STATE OF MAINE DURING THE YEAR

Line of Business	Gross Premiums, Including Policy and Membership Fees, Less Return Premiums and Premiums on Policies not Taken		3 Dividends Paid or Credited to Policyholders on Direct Business	4 Direct Unearned Premium Reserves	5 Direct Losses Paid (deducting salvage)	6 Direct Losses Incurred	7 Direct Losses Unpaid	8 Direct Defense and Cost Containment Expense Paid	9 Direct Defense and Cost Containment Expense Incurred	10 Direct Defense and Cost Containment Expense Unpaid	11 Commissions and Brokerage Expenses	12 Taxes, Licenses and Fees
	1 Direct Premiums Written	2 Direct Premiums Earned										
1. Fire.....	-	-		-	-	-	-	-	-	-		
2.1 Allied lines.....	-	-		-	-	-	-	-	-	-		
2.2 Multiple peril crop.....												
2.3 Federal flood.....												
2.4 Private crop.....												
2.5 Private flood.....												
3. Farmowners multiple peril.....												
4. Homeowners multiple peril.....												
5.1 Commercial multiple peril (non-liability portion).....												
5.2 Commercial multiple peril (liability portion).....												
6. Mortgage guaranty.....												
8. Ocean marine.....	-	-		-	-	-	-	-	-	-		
9. Inland marine.....	-	-		-	-	-	-	-	-	-		
10. Financial guaranty.....												
11. Medical professional liability.....												
12. Earthquake.....												
13. Group accident and health (b).....												
14. Credit A&H (group and individual).....												
15.1 Collectively renewable A&H (b).....												
15.2 Non-cancelable A&H (b).....												
15.3 Guaranteed renewable A&H (b).....												
15.4 Non-renewable for stated reasons only (b).....												
15.5 Other accident only.....												
15.6 Medicare Title XVIII exempt from state taxes or fees.....												
15.7 All other A&H (b).....												
15.8 Federal employees health benefits plan premium.....												
16. Workers' compensation.....												
17.1 Other liability-occurrence.....												
17.2 Other liability-claims-made.....												
17.3 Excess workers' compensation.....												
18. Products liability.....												
19.1 Private passenger auto no-fault (personal injury protection).....												
19.2 Other private passenger auto liability.....												
19.3 Commercial auto no-fault (personal injury protection).....												
19.4 Other commercial auto liability.....												
21.1 Private passenger auto physical damage.....												
21.2 Commercial auto physical damage.....												
22. Aircraft (all perils).....												
23. Fidelity.....												
24. Surety.....												
26. Burglary and theft.....												
27. Boiler and machinery.....	-	-		-	-	-	-	-	-	-		
28. Credit.....												
30. Warranty.....												
34. Aggregate write-ins for other lines of business.....	0	0	0	0	0	0	0	0	0	0	0	0
35. TOTALS (a).....	0	0	0	0	0	0	0	0	0	0	0	0

DETAILS OF WRITE-INS

3401.....												
3402.....												
3403.....												
3498. Summary of remaining write-ins for Line 34 from overflow page.....	0	0	0	0	0	0	0	0	0	0	0	0
3499. TOTALS (Lines 3401 through 3403 plus 3498) (Line 34 above).....	0	0	0	0	0	0	0	0	0	0	0	0

(a) Finance and service charges not included in Lines 1 to 35 \$.....0.

(b) For health business on indicated lines report: Number of persons insured under PPO managed care products.....0 and number of persons insured under indemnity only products.....0.

EXHIBIT OF PREMIUMS AND LOSSES (Statutory Page 14)



BUSINESS IN THE STATE OF MICHIGAN DURING THE YEAR

NAIC Group Code....0065 NAIC Company Code....10316

Line of Business	Gross Premiums, Including Policy and Membership Fees, Less Return Premiums and Premiums on Policies not Taken		3 Dividends Paid or Credited to Policyholders on Direct Business	4 Direct Unearned Premium Reserves	5 Direct Losses Paid (deducting salvage)	6 Direct Losses Incurred	7 Direct Losses Unpaid	8 Direct Defense and Cost Containment Expense Paid	9 Direct Defense and Cost Containment Expense Incurred	10 Direct Defense and Cost Containment Expense Unpaid	11 Commissions and Brokerage Expenses	12 Taxes, Licenses and Fees
	1 Direct Premiums Written	2 Direct Premiums Earned										
1. Fire.....	-	-		-	-	-	-	-	-	-		
2.1 Allied lines.....	-	-		-	-	-	-	-	-	-		
2.2 Multiple peril crop.....												
2.3 Federal flood.....												
2.4 Private crop.....												
2.5 Private flood.....												
3. Farmowners multiple peril.....												
4. Homeowners multiple peril.....												
5.1 Commercial multiple peril (non-liability portion).....												
5.2 Commercial multiple peril (liability portion).....												
6. Mortgage guaranty.....												
8. Ocean marine.....	-	-		-	-	-	-	-	-	-		
9. Inland marine.....	-	-		-	-	-	-	-	-	-		
10. Financial guaranty.....												
11. Medical professional liability.....												
12. Earthquake.....												
13. Group accident and health (b).....												
14. Credit A&H (group and individual).....												
15.1 Collectively renewable A&H (b).....												
15.2 Non-cancelable A&H (b).....												
15.3 Guaranteed renewable A&H (b).....												
15.4 Non-renewable for stated reasons only (b).....												
15.5 Other accident only.....												
15.6 Medicare Title XVIII exempt from state taxes or fees.....												
15.7 All other A&H (b).....												
15.8 Federal employees health benefits plan premium.....												
16. Workers' compensation.....												
17.1 Other liability-occurrence.....						0	10		294,999	1		
17.2 Other liability-claims-made.....												
17.3 Excess workers' compensation.....												
18. Products liability.....						0	7	(2,253)	2,291,580	1		
19.1 Private passenger auto no-fault (personal injury protection).....												
19.2 Other private passenger auto liability.....												
19.3 Commercial auto no-fault (personal injury protection).....												
19.4 Other commercial auto liability.....												
21.1 Private passenger auto physical damage.....												
21.2 Commercial auto physical damage.....												
22. Aircraft (all perils).....												
23. Fidelity.....												
24. Surety.....												
26. Burglary and theft.....												
27. Boiler and machinery.....	-	-		-	-	-	-	-	-	-		
28. Credit.....												
30. Warranty.....												
34. Aggregate write-ins for other lines of business.....	0	0	0	0	0	0	0	0	0	0	0	0
35. TOTALS (a).....	0	0	0	0	0	0	17	(2,253)	2,586,579	2	0	0

DETAILS OF WRITE-INS

3401.....												
3402.....												
3403.....												
3498. Summary of remaining write-ins for Line 34 from overflow page.....	0	0	0	0	0	0	0	0	0	0	0	0
3499. TOTALS (Lines 3401 through 3403 plus 3498) (Line 34 above).....	0	0	0	0	0	0	0	0	0	0	0	0

(a) Finance and service charges not included in Lines 1 to 35 \$.....0.

(b) For health business on indicated lines report: Number of persons insured under PPO managed care products.....0 and number of persons insured under indemnity only products.....0.

EXHIBIT OF PREMIUMS AND LOSSES (Statutory Page 14)



NAIC Group Code....0065 NAIC Company Code....10316

BUSINESS IN THE STATE OF MINNESOTA DURING THE YEAR

19

Line of Business	Gross Premiums, Including Policy and Membership Fees, Less Return Premiums and Premiums on Policies not Taken		3 Dividends Paid or Credited to Policyholders on Direct Business	4 Direct Unearned Premium Reserves	5 Direct Losses Paid (deducting salvage)	6 Direct Losses Incurred	7 Direct Losses Unpaid	8 Direct Defense and Cost Containment Expense Paid	9 Direct Defense and Cost Containment Expense Incurred	10 Direct Defense and Cost Containment Expense Unpaid	11 Commissions and Brokerage Expenses	12 Taxes, Licenses and Fees
	1 Direct Premiums Written	2 Direct Premiums Earned										
1. Fire.....	-	-		-	-	-	-	-	-	-		
2.1 Allied lines.....	-	-		-	-	-	-	-	-	-		
2.2 Multiple peril crop.....												
2.3 Federal flood.....												
2.4 Private crop.....												
2.5 Private flood.....												
3. Farmowners multiple peril.....												
4. Homeowners multiple peril.....												
5.1 Commercial multiple peril (non-liability portion).....												
5.2 Commercial multiple peril (liability portion).....												
6. Mortgage guaranty.....												
8. Ocean marine.....	-	-		-	-	-	-	-	-	-		
9. Inland marine.....	-	-		-	-	-	-	-	-	-		
10. Financial guaranty.....												
11. Medical professional liability.....												
12. Earthquake.....												
13. Group accident and health (b).....												
14. Credit A&H (group and individual).....												
15.1 Collectively renewable A&H (b).....												
15.2 Non-cancelable A&H (b).....												
15.3 Guaranteed renewable A&H (b).....												
15.4 Non-renewable for stated reasons only (b).....												
15.5 Other accident only.....												
15.6 Medicare Title XVIII exempt from state taxes or fees.....												
15.7 All other A&H (b).....												
15.8 Federal employees health benefits plan premium.....												
16. Workers' compensation.....												
17.1 Other liability-occurrence.....												
17.2 Other liability-claims-made.....												
17.3 Excess workers' compensation.....												
18. Products liability.....						0	7		(43,251)	1		
19.1 Private passenger auto no-fault (personal injury protection).....												
19.2 Other private passenger auto liability.....												
19.3 Commercial auto no-fault (personal injury protection).....												
19.4 Other commercial auto liability.....												
21.1 Private passenger auto physical damage.....												
21.2 Commercial auto physical damage.....												
22. Aircraft (all perils).....												
23. Fidelity.....												
24. Surety.....												
26. Burglary and theft.....												
27. Boiler and machinery.....	-	-		-	-	-	-	-	-	-		
28. Credit.....												
30. Warranty.....												
34. Aggregate write-ins for other lines of business.....	0	0	0	0	0	0	0	0	0	0	0	0
35. TOTALS (a).....	0	0	0	0	0	0	7	0	(43,251)	1	0	0

DETAILS OF WRITE-INS

3401.....												
3402.....												
3403.....												
3498. Summary of remaining write-ins for Line 34 from overflow page.....	0	0	0	0	0	0	0	0	0	0	0	0
3499. TOTALS (Lines 3401 through 3403 plus 3498) (Line 34 above).....	0	0	0	0	0	0	0	0	0	0	0	0

(a) Finance and service charges not included in Lines 1 to 35 \$.....0.

(b) For health business on indicated lines report: Number of persons insured under PPO managed care products.....0 and number of persons insured under indemnity only products.....0.

EXHIBIT OF PREMIUMS AND LOSSES (Statutory Page 14)



NAIC Group Code....0065 NAIC Company Code....10316

BUSINESS IN THE STATE OF MISSOURI DURING THE YEAR

Line of Business	Gross Premiums, Including Policy and Membership Fees, Less Return Premiums and Premiums on Policies not Taken		3 Dividends Paid or Credited to Policyholders on Direct Business	4 Direct Unearned Premium Reserves	5 Direct Losses Paid (deducting salvage)	6 Direct Losses Incurred	7 Direct Losses Unpaid	8 Direct Defense and Cost Containment Expense Paid	9 Direct Defense and Cost Containment Expense Incurred	10 Direct Defense and Cost Containment Expense Unpaid	11 Commissions and Brokerage Expenses	12 Taxes, Licenses and Fees
	1 Direct Premiums Written	2 Direct Premiums Earned										
1. Fire.....	1,485	1,489		4	-	-	-	-	-	-		
2.1 Allied lines.....	2,883	2,890		8	-	-	-	-	-	-		
2.2 Multiple peril crop.....												
2.3 Federal flood.....												
2.4 Private crop.....												
2.5 Private flood.....												
3. Farmowners multiple peril.....												
4. Homeowners multiple peril.....												
5.1 Commercial multiple peril (non-liability portion).....												
5.2 Commercial multiple peril (liability portion).....												
6. Mortgage guaranty.....												
8. Ocean marine.....	2,000	2,005		5	-	-	-	-	-	-		
9. Inland marine.....	5,673	5,687		16	-	-	-	-	-	-		
10. Financial guaranty.....												
11. Medical professional liability.....												
12. Earthquake.....												
13. Group accident and health (b).....												
14. Credit A&H (group and individual).....												
15.1 Collectively renewable A&H (b).....												
15.2 Non-cancelable A&H (b).....												
15.3 Guaranteed renewable A&H (b).....												
15.4 Non-renewable for stated reasons only (b).....												
15.5 Other accident only.....												
15.6 Medicare Title XVIII exempt from state taxes or fees.....												
15.7 All other A&H (b).....												
15.8 Federal employees health benefits plan premium.....												
16. Workers' compensation.....												
17.1 Other liability-occurrence.....						0	29		1,000	2		
17.2 Other liability-claims-made.....												
17.3 Excess workers' compensation.....												
18. Products liability.....						224,004	20,067,591	47,581	9,293,553	4,125,741		
19.1 Private passenger auto no-fault (personal injury protection).....												
19.2 Other private passenger auto liability.....												
19.3 Commercial auto no-fault (personal injury protection).....												
19.4 Other commercial auto liability.....												
21.1 Private passenger auto physical damage.....												
21.2 Commercial auto physical damage.....												
22. Aircraft (all perils).....												
23. Fidelity.....												
24. Surety.....												
26. Burglary and theft.....												
27. Boiler and machinery.....												
28. Credit.....												
30. Warranty.....												
34. Aggregate write-ins for other lines of business.....	0	0	0	0	0	0	0	0	0	0	0	0
35. TOTALS (a).....	12,041	12,071	0	33	0	224,004	20,067,620	47,581	9,294,553	4,125,744	0	0

DETAILS OF WRITE-INS

3401.....												
3402.....												
3403.....												
3498. Summary of remaining write-ins for Line 34 from overflow page.....	0	0	0	0	0	0	0	0	0	0	0	0
3499. TOTALS (Lines 3401 through 3403 plus 3498) (Line 34 above).....	0	0	0	0	0	0	0	0	0	0	0	0

(a) Finance and service charges not included in Lines 1 to 35 \$.....0.

(b) For health business on indicated lines report: Number of persons insured under PPO managed care products.....0 and number of persons insured under indemnity only products.....0.

EXHIBIT OF PREMIUMS AND LOSSES (Statutory Page 14)



NAIC Group Code....0065 NAIC Company Code....10316

BUSINESS IN THE STATE OF MISSISSIPPI DURING THE YEAR

19

Line of Business	Gross Premiums, Including Policy and Membership Fees, Less Return Premiums and Premiums on Policies not Taken		3 Dividends Paid or Credited to Policyholders on Direct Business	4 Direct Unearned Premium Reserves	5 Direct Losses Paid (deducting salvage)	6 Direct Losses Incurred	7 Direct Losses Unpaid	8 Direct Defense and Cost Containment Expense Paid	9 Direct Defense and Cost Containment Expense Incurred	10 Direct Defense and Cost Containment Expense Unpaid	11 Commissions and Brokerage Expenses	12 Taxes, Licenses and Fees
	1 Direct Premiums Written	2 Direct Premiums Earned										
1. Fire.....	2,885	2,878		8	-	-	-	-	-	-		
2.1 Allied lines.....	5,601	5,587		15	-	-	-	-	-	-		
2.2 Multiple peril crop.....												
2.3 Federal flood.....												
2.4 Private crop.....												
2.5 Private flood.....												
3. Farmowners multiple peril.....												
4. Homeowners multiple peril.....												
5.1 Commercial multiple peril (non-liability portion).....												
5.2 Commercial multiple peril (liability portion).....												
6. Mortgage guaranty.....												
8. Ocean marine.....	3,885	3,876		11	-	-	-	-	-	-		
9. Inland marine.....	11,021	10,994		30	-	-	-	-	-	-		
10. Financial guaranty.....												
11. Medical professional liability.....												
12. Earthquake.....												
13. Group accident and health (b).....												
14. Credit A&H (group and individual).....												
15.1 Collectively renewable A&H (b).....												
15.2 Non-cancelable A&H (b).....												
15.3 Guaranteed renewable A&H (b).....												
15.4 Non-renewable for stated reasons only (b).....												
15.5 Other accident only.....												
15.6 Medicare Title XVIII exempt from state taxes or fees.....												
15.7 All other A&H (b).....												
15.8 Federal employees health benefits plan premium.....												
16. Workers' compensation.....												
17.1 Other liability-occurrence.....						0	10		(3)	1		
17.2 Other liability-claims-made.....												
17.3 Excess workers' compensation.....												
18. Products liability.....									(1)			
19.1 Private passenger auto no-fault (personal injury protection).....												
19.2 Other private passenger auto liability.....												
19.3 Commercial auto no-fault (personal injury protection).....												
19.4 Other commercial auto liability.....												
21.1 Private passenger auto physical damage.....												
21.2 Commercial auto physical damage.....												
22. Aircraft (all perils).....												
23. Fidelity.....												
24. Surety.....												
26. Burglary and theft.....												
27. Boiler and machinery.....												
28. Credit.....												
30. Warranty.....												
34. Aggregate write-ins for other lines of business.....	0	0	0	0	0	0	0	0	0	0	0	0
35. TOTALS (a).....	23,392	23,335	0	64	0	0	10	0	(3)	1	0	0

DETAILS OF WRITE-INS

3401.....												
3402.....												
3403.....												
3498. Summary of remaining write-ins for Line 34 from overflow page.....	0	0	0	0	0	0	0	0	0	0	0	0
3499. TOTALS (Lines 3401 through 3403 plus 3498) (Line 34 above).....	0	0	0	0	0	0	0	0	0	0	0	0

(a) Finance and service charges not included in Lines 1 to 35 \$.....0.
 (b) For health business on indicated lines report: Number of persons insured under PPO managed care products.....0 and number of persons insured under indemnity only products.....0.

EXHIBIT OF PREMIUMS AND LOSSES (Statutory Page 14)



BUSINESS IN THE STATE OF MONTANA DURING THE YEAR

NAIC Group Code....0065 NAIC Company Code....10316

19

Line of Business	Gross Premiums, Including Policy and Membership Fees, Less Return Premiums and Premiums on Policies not Taken		3 Dividends Paid or Credited to Policyholders on Direct Business	4 Direct Unearned Premium Reserves	5 Direct Losses Paid (deducting salvage)	6 Direct Losses Incurred	7 Direct Losses Unpaid	8 Direct Defense and Cost Containment Expense Paid	9 Direct Defense and Cost Containment Expense Incurred	10 Direct Defense and Cost Containment Expense Unpaid	11 Commissions and Brokerage Expenses	12 Taxes, Licenses and Fees
	1 Direct Premiums Written	2 Direct Premiums Earned										
1. Fire.....	-	-		-	-	-	-	-	-	-		
2.1 Allied lines.....	-	-		-	-	-	-	-	-	-		
2.2 Multiple peril crop.....												
2.3 Federal flood.....												
2.4 Private crop.....												
2.5 Private flood.....												
3. Farmowners multiple peril.....												
4. Homeowners multiple peril.....												
5.1 Commercial multiple peril (non-liability portion).....												
5.2 Commercial multiple peril (liability portion).....												
6. Mortgage guaranty.....												
8. Ocean marine.....	-	-		-	-	-	-	-	-	-		
9. Inland marine.....	-	-		-	-	-	-	-	-	-		
10. Financial guaranty.....												
11. Medical professional liability.....												
12. Earthquake.....												
13. Group accident and health (b).....												
14. Credit A&H (group and individual).....												
15.1 Collectively renewable A&H (b).....												
15.2 Non-cancelable A&H (b).....												
15.3 Guaranteed renewable A&H (b).....												
15.4 Non-renewable for stated reasons only (b).....												
15.5 Other accident only.....												
15.6 Medicare Title XVIII exempt from state taxes or fees.....												
15.7 All other A&H (b).....												
15.8 Federal employees health benefits plan premium.....												
16. Workers' compensation.....												
17.1 Other liability-occurrence.....												
17.2 Other liability-claims-made.....												
17.3 Excess workers' compensation.....												
18. Products liability.....												
19.1 Private passenger auto no-fault (personal injury protection).....												
19.2 Other private passenger auto liability.....												
19.3 Commercial auto no-fault (personal injury protection).....												
19.4 Other commercial auto liability.....												
21.1 Private passenger auto physical damage.....												
21.2 Commercial auto physical damage.....												
22. Aircraft (all perils).....												
23. Fidelity.....												
24. Surety.....												
26. Burglary and theft.....												
27. Boiler and machinery.....	-	-		-	-	-	-	-	-	-		
28. Credit.....												
30. Warranty.....												
34. Aggregate write-ins for other lines of business.....	0	0	0	0	0	0	0	0	0	0	0	0
35. TOTALS (a).....	0	0	0	0	0	0	0	0	0	0	0	0

DETAILS OF WRITE-INS

3401.....												
3402.....												
3403.....												
3498. Summary of remaining write-ins for Line 34 from overflow page.....	0	0	0	0	0	0	0	0	0	0	0	0
3499. TOTALS (Lines 3401 through 3403 plus 3498) (Line 34 above).....	0	0	0	0	0	0	0	0	0	0	0	0

(a) Finance and service charges not included in Lines 1 to 35 \$.....0.

(b) For health business on indicated lines report: Number of persons insured under PPO managed care products.....0 and number of persons insured under indemnity only products.....0.

EXHIBIT OF PREMIUMS AND LOSSES (Statutory Page 14)



NAIC Group Code....0065 NAIC Company Code....10316

BUSINESS IN THE STATE OF NORTH CAROLINA DURING THE YEAR

Line of Business	Gross Premiums, Including Policy and Membership Fees, Less Return Premiums and Premiums on Policies not Taken		3 Dividends Paid or Credited to Policyholders on Direct Business	4 Direct Unearned Premium Reserves	5 Direct Losses Paid (deducting salvage)	6 Direct Losses Incurred	7 Direct Losses Unpaid	8 Direct Defense and Cost Containment Expense Paid	9 Direct Defense and Cost Containment Expense Incurred	10 Direct Defense and Cost Containment Expense Unpaid	11 Commissions and Brokerage Expenses	12 Taxes, Licenses and Fees
	1 Direct Premiums Written	2 Direct Premiums Earned										
1. Fire.....	14,332	14,447		39	-	-	-	-	-	-		
2.1 Allied lines.....	27,822	28,057		76	-	-	-	-	-	-		
2.2 Multiple peril crop.....												
2.3 Federal flood.....												
2.4 Private crop.....												
2.5 Private flood.....												
3. Farmowners multiple peril.....												
4. Homeowners multiple peril.....												
5.1 Commercial multiple peril (non-liability portion).....												
5.2 Commercial multiple peril (liability portion).....												
6. Mortgage guaranty.....												
8. Ocean marine.....	19,298	19,458		53	-	-	-	-	-	-		
9. Inland marine.....	54,750	55,204		150	-	-	-	-	-	-		
10. Financial guaranty.....												
11. Medical professional liability.....												
12. Earthquake.....												
13. Group accident and health (b).....												
14. Credit A&H (group and individual).....												
15.1 Collectively renewable A&H (b).....												
15.2 Non-cancelable A&H (b).....												
15.3 Guaranteed renewable A&H (b).....												
15.4 Non-renewable for stated reasons only (b).....												
15.5 Other accident only.....												
15.6 Medicare Title XVIII exempt from state taxes or fees.....												
15.7 All other A&H (b).....												
15.8 Federal employees health benefits plan premium.....												
16. Workers' compensation.....												
17.1 Other liability-occurrence.....												
17.2 Other liability-claims-made.....												
17.3 Excess workers' compensation.....												
18. Products liability.....												
19.1 Private passenger auto no-fault (personal injury protection).....												
19.2 Other private passenger auto liability.....												
19.3 Commercial auto no-fault (personal injury protection).....												
19.4 Other commercial auto liability.....												
21.1 Private passenger auto physical damage.....												
21.2 Commercial auto physical damage.....												
22. Aircraft (all perils).....												
23. Fidelity.....												
24. Surety.....												
26. Burglary and theft.....												
27. Boiler and machinery.....												
28. Credit.....												
30. Warranty.....												
34. Aggregate write-ins for other lines of business.....	0	0	0	0	0	0	0	0	0	0	0	0
35. TOTALS (a).....	116,202	117,166	0	318	0	0	0	0	0	0	0	0

DETAILS OF WRITE-INS

3401.....												
3402.....												
3403.....												
3498. Summary of remaining write-ins for Line 34 from overflow page.....	0	0	0	0	0	0	0	0	0	0	0	0
3499. TOTALS (Lines 3401 through 3403 plus 3498) (Line 34 above).....	0	0	0	0	0	0	0	0	0	0	0	0

(a) Finance and service charges not included in Lines 1 to 35 \$.....0.

(b) For health business on indicated lines report: Number of persons insured under PPO managed care products.....0 and number of persons insured under indemnity only products.....0.

EXHIBIT OF PREMIUMS AND LOSSES (Statutory Page 14)



BUSINESS IN THE STATE OF NORTH DAKOTA DURING THE YEAR

NAIC Group Code....0065 NAIC Company Code....10316

Line of Business	Gross Premiums, Including Policy and Membership Fees, Less Return Premiums and Premiums on Policies not Taken		3 Dividends Paid or Credited to Policyholders on Direct Business	4 Direct Unearned Premium Reserves	5 Direct Losses Paid (deducting salvage)	6 Direct Losses Incurred	7 Direct Losses Unpaid	8 Direct Defense and Cost Containment Expense Paid	9 Direct Defense and Cost Containment Expense Incurred	10 Direct Defense and Cost Containment Expense Unpaid	11 Commissions and Brokerage Expenses	12 Taxes, Licenses and Fees
	1 Direct Premiums Written	2 Direct Premiums Earned										
1. Fire.....	-	-		-	-	-	-	-	-	-		
2.1 Allied lines.....	-	-		-	-	-	-	-	-	-		
2.2 Multiple peril crop.....												
2.3 Federal flood.....												
2.4 Private crop.....												
2.5 Private flood.....												
3. Farmowners multiple peril.....												
4. Homeowners multiple peril.....												
5.1 Commercial multiple peril (non-liability portion).....												
5.2 Commercial multiple peril (liability portion).....												
6. Mortgage guaranty.....												
8. Ocean marine.....	-	-		-	-	-	-	-	-	-		
9. Inland marine.....	-	-		-	-	-	-	-	-	-		
10. Financial guaranty.....												
11. Medical professional liability.....												
12. Earthquake.....												
13. Group accident and health (b).....												
14. Credit A&H (group and individual).....												
15.1 Collectively renewable A&H (b).....												
15.2 Non-cancelable A&H (b).....												
15.3 Guaranteed renewable A&H (b).....												
15.4 Non-renewable for stated reasons only (b).....												
15.5 Other accident only.....												
15.6 Medicare Title XVIII exempt from state taxes or fees.....												
15.7 All other A&H (b).....												
15.8 Federal employees health benefits plan premium.....												
16. Workers' compensation.....												
17.1 Other liability-occurrence.....												
17.2 Other liability-claims-made.....												
17.3 Excess workers' compensation.....												
18. Products liability.....												
19.1 Private passenger auto no-fault (personal injury protection).....												
19.2 Other private passenger auto liability.....												
19.3 Commercial auto no-fault (personal injury protection).....												
19.4 Other commercial auto liability.....												
21.1 Private passenger auto physical damage.....												
21.2 Commercial auto physical damage.....												
22. Aircraft (all perils).....												
23. Fidelity.....												
24. Surety.....												
26. Burglary and theft.....												
27. Boiler and machinery.....	-	-		-	-	-	-	-	-	-		
28. Credit.....												
30. Warranty.....												
34. Aggregate write-ins for other lines of business.....	0	0	0	0	0	0	0	0	0	0	0	0
35. TOTALS (a).....	0	0	0	0	0	0	0	0	0	0	0	0

DETAILS OF WRITE-INS

3401.....												
3402.....												
3403.....												
3498. Summary of remaining write-ins for Line 34 from overflow page.....	0	0	0	0	0	0	0	0	0	0	0	0
3499. TOTALS (Lines 3401 through 3403 plus 3498) (Line 34 above).....	0	0	0	0	0	0	0	0	0	0	0	0

(a) Finance and service charges not included in Lines 1 to 35 \$.....0.

(b) For health business on indicated lines report: Number of persons insured under PPO managed care products.....0 and number of persons insured under indemnity only products.....0.

EXHIBIT OF PREMIUMS AND LOSSES (Statutory Page 14)



NAIC Group Code....0065 NAIC Company Code....10316

BUSINESS IN THE STATE OF NEBRASKA DURING THE YEAR

Line of Business	Gross Premiums, Including Policy and Membership Fees, Less Return Premiums and Premiums on Policies not Taken		3 Dividends Paid or Credited to Policyholders on Direct Business	4 Direct Unearned Premium Reserves	5 Direct Losses Paid (deducting salvage)	6 Direct Losses Incurred	7 Direct Losses Unpaid	8 Direct Defense and Cost Containment Expense Paid	9 Direct Defense and Cost Containment Expense Incurred	10 Direct Defense and Cost Containment Expense Unpaid	11 Commissions and Brokerage Expenses	12 Taxes, Licenses and Fees
	1 Direct Premiums Written	2 Direct Premiums Earned										
1. Fire.....	291	297		1	-	-	-	-	-	-		
2.1 Allied lines.....	566	576		2	-	-	-	-	-	-		
2.2 Multiple peril crop.....												
2.3 Federal flood.....												
2.4 Private crop.....												
2.5 Private flood.....												
3. Farmowners multiple peril.....												
4. Homeowners multiple peril.....												
5.1 Commercial multiple peril (non-liability portion).....												
5.2 Commercial multiple peril (liability portion).....												
6. Mortgage guaranty.....												
8. Ocean marine.....	392	399		1	-	-	-	-	-	-		
9. Inland marine.....	1,113	1,134		3	-	-	-	-	-	-		
10. Financial guaranty.....												
11. Medical professional liability.....												
12. Earthquake.....												
13. Group accident and health (b).....												
14. Credit A&H (group and individual).....												
15.1 Collectively renewable A&H (b).....												
15.2 Non-cancelable A&H (b).....												
15.3 Guaranteed renewable A&H (b).....												
15.4 Non-renewable for stated reasons only (b).....												
15.5 Other accident only.....												
15.6 Medicare Title XVIII exempt from state taxes or fees.....												
15.7 All other A&H (b).....												
15.8 Federal employees health benefits plan premium.....												
16. Workers' compensation.....												
17.1 Other liability-occurrence.....												
17.2 Other liability-claims-made.....												
17.3 Excess workers' compensation.....												
18. Products liability.....												
19.1 Private passenger auto no-fault (personal injury protection).....												
19.2 Other private passenger auto liability.....												
19.3 Commercial auto no-fault (personal injury protection).....												
19.4 Other commercial auto liability.....												
21.1 Private passenger auto physical damage.....												
21.2 Commercial auto physical damage.....												
22. Aircraft (all perils).....												
23. Fidelity.....												
24. Surety.....												
26. Burglary and theft.....												
27. Boiler and machinery.....												
28. Credit.....												
30. Warranty.....												
34. Aggregate write-ins for other lines of business.....	0	0	0	0	0	0	0	0	0	0	0	0
35. TOTALS (a).....	2,362	2,406	0	6	0	0	0	0	0	0	0	0

DETAILS OF WRITE-INS

3401.....												
3402.....												
3403.....												
3498. Summary of remaining write-ins for Line 34 from overflow page.....	0	0	0	0	0	0	0	0	0	0	0	0
3499. TOTALS (Lines 3401 through 3403 plus 3498) (Line 34 above).....	0	0	0	0	0	0	0	0	0	0	0	0

(a) Finance and service charges not included in Lines 1 to 35 \$.....0.

(b) For health business on indicated lines report: Number of persons insured under PPO managed care products.....0 and number of persons insured under indemnity only products.....0.

EXHIBIT OF PREMIUMS AND LOSSES (Statutory Page 14)



BUSINESS IN THE STATE OF NEW HAMPSHIRE DURING THE YEAR

NAIC Group Code....0065 NAIC Company Code....10316

Line of Business	Gross Premiums, Including Policy and Membership Fees, Less Return Premiums and Premiums on Policies not Taken		3 Dividends Paid or Credited to Policyholders on Direct Business	4 Direct Unearned Premium Reserves	5 Direct Losses Paid (deducting salvage)	6 Direct Losses Incurred	7 Direct Losses Unpaid	8 Direct Defense and Cost Containment Expense Paid	9 Direct Defense and Cost Containment Expense Incurred	10 Direct Defense and Cost Containment Expense Unpaid	11 Commissions and Brokerage Expenses	12 Taxes, Licenses and Fees
	1 Direct Premiums Written	2 Direct Premiums Earned										
1. Fire.....	-	-		-	-	-	-	-	-	-		
2.1 Allied lines.....	-	-		-	-	-	-	-	-	-		
2.2 Multiple peril crop.....												
2.3 Federal flood.....												
2.4 Private crop.....												
2.5 Private flood.....												
3. Farmowners multiple peril.....												
4. Homeowners multiple peril.....												
5.1 Commercial multiple peril (non-liability portion).....												
5.2 Commercial multiple peril (liability portion).....												
6. Mortgage guaranty.....												
8. Ocean marine.....	-	-		-	-	-	-	-	-	-		
9. Inland marine.....	-	-		-	-	-	-	-	-	-		
10. Financial guaranty.....												
11. Medical professional liability.....												
12. Earthquake.....												
13. Group accident and health (b).....												
14. Credit A&H (group and individual).....												
15.1 Collectively renewable A&H (b).....												
15.2 Non-cancelable A&H (b).....												
15.3 Guaranteed renewable A&H (b).....												
15.4 Non-renewable for stated reasons only (b).....												
15.5 Other accident only.....												
15.6 Medicare Title XVIII exempt from state taxes or fees.....												
15.7 All other A&H (b).....												
15.8 Federal employees health benefits plan premium.....												
16. Workers' compensation.....												
17.1 Other liability-occurrence.....												
17.2 Other liability-claims-made.....												
17.3 Excess workers' compensation.....												
18. Products liability.....												
19.1 Private passenger auto no-fault (personal injury protection).....												
19.2 Other private passenger auto liability.....												
19.3 Commercial auto no-fault (personal injury protection).....												
19.4 Other commercial auto liability.....												
21.1 Private passenger auto physical damage.....												
21.2 Commercial auto physical damage.....												
22. Aircraft (all perils).....												
23. Fidelity.....												
24. Surety.....												
26. Burglary and theft.....												
27. Boiler and machinery.....	-	-		-	-	-	-	-	-	-		
28. Credit.....												
30. Warranty.....												
34. Aggregate write-ins for other lines of business.....	0	0	0	0	0	0	0	0	0	0	0	0
35. TOTALS (a).....	0	0	0	0	0	0	0	0	0	0	0	0

DETAILS OF WRITE-INS

3401.....												
3402.....												
3403.....												
3498. Summary of remaining write-ins for Line 34 from overflow page.....	0	0	0	0	0	0	0	0	0	0	0	0
3499. TOTALS (Lines 3401 through 3403 plus 3498) (Line 34 above).....	0	0	0	0	0	0	0	0	0	0	0	0

(a) Finance and service charges not included in Lines 1 to 35 \$.....0.

(b) For health business on indicated lines report: Number of persons insured under PPO managed care products.....0 and number of persons insured under indemnity only products.....0.

EXHIBIT OF PREMIUMS AND LOSSES (Statutory Page 14)



NAIC Group Code....0065 NAIC Company Code....10316

BUSINESS IN THE STATE OF NEW JERSEY DURING THE YEAR

19

Line of Business	Gross Premiums, Including Policy and Membership Fees, Less Return Premiums and Premiums on Policies not Taken		3 Dividends Paid or Credited to Policyholders on Direct Business	4 Direct Unearned Premium Reserves	5 Direct Losses Paid (deducting salvage)	6 Direct Losses Incurred	7 Direct Losses Unpaid	8 Direct Defense and Cost Containment Expense Paid	9 Direct Defense and Cost Containment Expense Incurred	10 Direct Defense and Cost Containment Expense Unpaid	11 Commissions and Brokerage Expenses	12 Taxes, Licenses and Fees
	1 Direct Premiums Written	2 Direct Premiums Earned										
1. Fire.....	-	-		-	-	-	-	-	-	-		
2.1 Allied lines.....	-	-		-	-	-	-	-	-	-		
2.2 Multiple peril crop.....												
2.3 Federal flood.....												
2.4 Private crop.....												
2.5 Private flood.....												
3. Farmowners multiple peril.....												
4. Homeowners multiple peril.....												
5.1 Commercial multiple peril (non-liability portion).....												
5.2 Commercial multiple peril (liability portion).....												
6. Mortgage guaranty.....												
8. Ocean marine.....	-	-		-	-	-	-	-	-	-		
9. Inland marine.....	-	-		-	-	-	-	-	-	-		
10. Financial guaranty.....												
11. Medical professional liability.....												
12. Earthquake.....												
13. Group accident and health (b).....												
14. Credit A&H (group and individual).....												
15.1 Collectively renewable A&H (b).....												
15.2 Non-cancelable A&H (b).....												
15.3 Guaranteed renewable A&H (b).....												
15.4 Non-renewable for stated reasons only (b).....												
15.5 Other accident only.....												
15.6 Medicare Title XVIII exempt from state taxes or fees.....												
15.7 All other A&H (b).....												
15.8 Federal employees health benefits plan premium.....												
16. Workers' compensation.....					-	-	-	-	-	-		
17.1 Other liability-occurrence.....					-	-	-	-	-	-		
17.2 Other liability-claims-made.....					-	-	-	-	-	-		
17.3 Excess workers' compensation.....					-	-	-	-	-	-		
18. Products liability.....					-	-	-	-	(311)	-		
19.1 Private passenger auto no-fault (personal injury protection).....												
19.2 Other private passenger auto liability.....												
19.3 Commercial auto no-fault (personal injury protection).....												
19.4 Other commercial auto liability.....												
21.1 Private passenger auto physical damage.....												
21.2 Commercial auto physical damage.....												
22. Aircraft (all perils).....												
23. Fidelity.....												
24. Surety.....												
26. Burglary and theft.....												
27. Boiler and machinery.....	-	-		-	-	-	-	-	-	-		
28. Credit.....												
30. Warranty.....												
34. Aggregate write-ins for other lines of business.....	0	0	0	0	0	0	0	0	0	0	0	0
35. TOTALS (a).....	0	0	0	0	0	0	0	0	(311)	0	0	0

DETAILS OF WRITE-INS

3401.....												
3402.....												
3403.....												
3498. Summary of remaining write-ins for Line 34 from overflow page.....	0	0	0	0	0	0	0	0	0	0	0	0
3499. TOTALS (Lines 3401 through 3403 plus 3498) (Line 34 above).....	0	0	0	0	0	0	0	0	0	0	0	0

(a) Finance and service charges not included in Lines 1 to 35 \$.....0.

(b) For health business on indicated lines report: Number of persons insured under PPO managed care products.....0 and number of persons insured under indemnity only products.....0.

EXHIBIT OF PREMIUMS AND LOSSES (Statutory Page 14)



NAIC Group Code....0065 NAIC Company Code....10316

BUSINESS IN THE STATE OF NEW MEXICO DURING THE YEAR

19

Line of Business	Gross Premiums, Including Policy and Membership Fees, Less Return Premiums and Premiums on Policies not Taken		3 Dividends Paid or Credited to Policyholders on Direct Business	4 Direct Unearned Premium Reserves	5 Direct Losses Paid (deducting salvage)	6 Direct Losses Incurred	7 Direct Losses Unpaid	8 Direct Defense and Cost Containment Expense Paid	9 Direct Defense and Cost Containment Expense Incurred	10 Direct Defense and Cost Containment Expense Unpaid	11 Commissions and Brokerage Expenses	12 Taxes, Licenses and Fees
	1 Direct Premiums Written	2 Direct Premiums Earned										
1. Fire.....	2,707	2,718		7	-	-	-	-	-	-		
2.1 Allied lines.....	5,255	5,277		14	-	-	-	-	-	-		
2.2 Multiple peril crop.....												
2.3 Federal flood.....												
2.4 Private crop.....												
2.5 Private flood.....												
3. Farmowners multiple peril.....												
4. Homeowners multiple peril.....												
5.1 Commercial multiple peril (non-liability portion).....												
5.2 Commercial multiple peril (liability portion).....												
6. Mortgage guaranty.....												
8. Ocean marine.....	3,645	3,660		10	-	-	-	-	-	-		
9. Inland marine.....	10,341	10,384		28	-	-	-	-	-	-		
10. Financial guaranty.....												
11. Medical professional liability.....												
12. Earthquake.....												
13. Group accident and health (b).....												
14. Credit A&H (group and individual).....												
15.1 Collectively renewable A&H (b).....												
15.2 Non-cancelable A&H (b).....												
15.3 Guaranteed renewable A&H (b).....												
15.4 Non-renewable for stated reasons only (b).....												
15.5 Other accident only.....												
15.6 Medicare Title XVIII exempt from state taxes or fees.....												
15.7 All other A&H (b).....												
15.8 Federal employees health benefits plan premium.....												
16. Workers' compensation.....												
17.1 Other liability-occurrence.....												
17.2 Other liability-claims-made.....												
17.3 Excess workers' compensation.....												
18. Products liability.....												
19.1 Private passenger auto no-fault (personal injury protection).....												
19.2 Other private passenger auto liability.....												
19.3 Commercial auto no-fault (personal injury protection).....												
19.4 Other commercial auto liability.....												
21.1 Private passenger auto physical damage.....												
21.2 Commercial auto physical damage.....												
22. Aircraft (all perils).....												
23. Fidelity.....												
24. Surety.....												
26. Burglary and theft.....												
27. Boiler and machinery.....												
28. Credit.....												
30. Warranty.....												
34. Aggregate write-ins for other lines of business.....	0	0	0	0	0	0	0	0	0	0	0	0
35. TOTALS (a).....	21,948	22,039	0	60	0	0	0	0	0	0	0	0

DETAILS OF WRITE-INS

3401.....												
3402.....												
3403.....												
3498. Summary of remaining write-ins for Line 34 from overflow page.....	0	0	0	0	0	0	0	0	0	0	0	0
3499. TOTALS (Lines 3401 through 3403 plus 3498) (Line 34 above).....	0	0	0	0	0	0	0	0	0	0	0	0

(a) Finance and service charges not included in Lines 1 to 35 \$.....0.
 (b) For health business on indicated lines report: Number of persons insured under PPO managed care products.....0 and number of persons insured under indemnity only products.....0.

EXHIBIT OF PREMIUMS AND LOSSES (Statutory Page 14)



NAIC Group Code....0065 NAIC Company Code....10316

BUSINESS IN THE STATE OF NEVADA DURING THE YEAR

19

Line of Business	Gross Premiums, Including Policy and Membership Fees, Less Return Premiums and Premiums on Policies not Taken		3 Dividends Paid or Credited to Policyholders on Direct Business	4 Direct Unearned Premium Reserves	5 Direct Losses Paid (deducting salvage)	6 Direct Losses Incurred	7 Direct Losses Unpaid	8 Direct Defense and Cost Containment Expense Paid	9 Direct Defense and Cost Containment Expense Incurred	10 Direct Defense and Cost Containment Expense Unpaid	11 Commissions and Brokerage Expenses	12 Taxes, Licenses and Fees
	1 Direct Premiums Written	2 Direct Premiums Earned										
1. Fire.....	19,943	19,890		55	-	-	-	-	-	-		
2.1 Allied lines.....	38,714	38,609		106	-	-	-	-	-	-		
2.2 Multiple peril crop.....												
2.3 Federal flood.....												
2.4 Private crop.....												
2.5 Private flood.....												
3. Farmowners multiple peril.....												
4. Homeowners multiple peril.....												
5.1 Commercial multiple peril (non-liability portion).....												
5.2 Commercial multiple peril (liability portion).....												
6. Mortgage guaranty.....												
8. Ocean marine.....	26,853	26,781		74	-	-	-	-	-	-		
9. Inland marine.....	76,184	75,979		209	-	-	-	-	-	-		
10. Financial guaranty.....												
11. Medical professional liability.....												
12. Earthquake.....												
13. Group accident and health (b).....												
14. Credit A&H (group and individual).....												
15.1 Collectively renewable A&H (b).....												
15.2 Non-cancelable A&H (b).....												
15.3 Guaranteed renewable A&H (b).....												
15.4 Non-renewable for stated reasons only (b).....												
15.5 Other accident only.....												
15.6 Medicare Title XVIII exempt from state taxes or fees.....												
15.7 All other A&H (b).....												
15.8 Federal employees health benefits plan premium.....												
16. Workers' compensation.....												
17.1 Other liability-occurrence.....												
17.2 Other liability-claims-made.....												
17.3 Excess workers' compensation.....												
18. Products liability.....												
19.1 Private passenger auto no-fault (personal injury protection).....												
19.2 Other private passenger auto liability.....												
19.3 Commercial auto no-fault (personal injury protection).....												
19.4 Other commercial auto liability.....												
21.1 Private passenger auto physical damage.....												
21.2 Commercial auto physical damage.....												
22. Aircraft (all perils).....												
23. Fidelity.....												
24. Surety.....												
26. Burglary and theft.....												
27. Boiler and machinery.....												
28. Credit.....												
30. Warranty.....												
34. Aggregate write-ins for other lines of business.....	0	0	0	0	0	0	0	0	0	0	0	0
35. TOTALS (a).....	161,694	161,259	0	443	0	0	0	0	0	0	0	0

DETAILS OF WRITE-INS

3401.....												
3402.....												
3403.....												
3498. Summary of remaining write-ins for Line 34 from overflow page.....	0	0	0	0	0	0	0	0	0	0	0	0
3499. TOTALS (Lines 3401 through 3403 plus 3498) (Line 34 above).....	0	0	0	0	0	0	0	0	0	0	0	0

(a) Finance and service charges not included in Lines 1 to 35 \$.....0.
 (b) For health business on indicated lines report: Number of persons insured under PPO managed care products.....0 and number of persons insured under indemnity only products.....0.

EXHIBIT OF PREMIUMS AND LOSSES (Statutory Page 14)



BUSINESS IN THE STATE OF NEW YORK DURING THE YEAR

NAIC Group Code....0065 NAIC Company Code....10316

Line of Business	Gross Premiums, Including Policy and Membership Fees, Less Return Premiums and Premiums on Policies not Taken		3 Dividends Paid or Credited to Policyholders on Direct Business	4 Direct Unearned Premium Reserves	5 Direct Losses Paid (deducting salvage)	6 Direct Losses Incurred	7 Direct Losses Unpaid	8 Direct Defense and Cost Containment Expense Paid	9 Direct Defense and Cost Containment Expense Incurred	10 Direct Defense and Cost Containment Expense Unpaid	11 Commissions and Brokerage Expenses	12 Taxes, Licenses and Fees
	1 Direct Premiums Written	2 Direct Premiums Earned										
1. Fire.....	-	-		-	-	-	-	-	-	-	-	-
2.1 Allied lines.....	-	-		-	-	-	-	-	-	-	-	-
2.2 Multiple peril crop.....												
2.3 Federal flood.....												
2.4 Private crop.....												
2.5 Private flood.....												
3. Farmowners multiple peril.....												
4. Homeowners multiple peril.....												
5.1 Commercial multiple peril (non-liability portion).....												
5.2 Commercial multiple peril (liability portion).....												
6. Mortgage guaranty.....												
8. Ocean marine.....	-	-		-	-	-	-	-	-	-	-	-
9. Inland marine.....	-	-		-	-	2,000	-	-	-	-	-	-
10. Financial guaranty.....												
11. Medical professional liability.....												
12. Earthquake.....												
13. Group accident and health (b).....												
14. Credit A&H (group and individual).....												
15.1 Collectively renewable A&H (b).....												
15.2 Non-cancelable A&H (b).....												
15.3 Guaranteed renewable A&H (b).....												
15.4 Non-renewable for stated reasons only (b).....												
15.5 Other accident only.....												
15.6 Medicare Title XVIII exempt from state taxes or fees.....												
15.7 All other A&H (b).....												
15.8 Federal employees health benefits plan premium.....												
16. Workers' compensation.....												
17.1 Other liability-occurrence.....					19,387	183,015	22,420,942	4,204	(10,263,753)	1,737,047		
17.2 Other liability-claims-made.....												
17.3 Excess workers' compensation.....												
18. Products liability.....					13,279	(69,472)	454,845	16,186	(3,113,938)	93,513		
19.1 Private passenger auto no-fault (personal injury protection).....												
19.2 Other private passenger auto liability.....												
19.3 Commercial auto no-fault (personal injury protection).....												
19.4 Other commercial auto liability.....												
21.1 Private passenger auto physical damage.....												
21.2 Commercial auto physical damage.....												
22. Aircraft (all perils).....												
23. Fidelity.....												
24. Surety.....												
26. Burglary and theft.....												
27. Boiler and machinery.....	-	-		-	-	-	-	-	-	-	-	-
28. Credit.....												
30. Warranty.....												
34. Aggregate write-ins for other lines of business.....	0	0	0	0	0	0	0	0	0	0	0	0
35. TOTALS (a).....	0	0	0	0	32,667	113,543	22,877,787	20,390	(13,377,691)	1,830,559	0	0

DETAILS OF WRITE-INS

3401.....												
3402.....												
3403.....												
3498. Summary of remaining write-ins for Line 34 from overflow page.....	0	0	0	0	0	0	0	0	0	0	0	0
3499. TOTALS (Lines 3401 through 3403 plus 3498) (Line 34 above).....	0	0	0	0	0	0	0	0	0	0	0	0

(a) Finance and service charges not included in Lines 1 to 35 \$.....0.

(b) For health business on indicated lines report: Number of persons insured under PPO managed care products.....0 and number of persons insured under indemnity only products.....0.

EXHIBIT OF PREMIUMS AND LOSSES (Statutory Page 14)



NAIC Group Code....0065 NAIC Company Code....10316

BUSINESS IN THE STATE OF OHIO DURING THE YEAR

Line of Business	Gross Premiums, Including Policy and Membership Fees, Less Return Premiums and Premiums on Policies not Taken		3 Dividends Paid or Credited to Policyholders on Direct Business	4 Direct Unearned Premium Reserves	5 Direct Losses Paid (deducting salvage)	6 Direct Losses Incurred	7 Direct Losses Unpaid	8 Direct Defense and Cost Containment Expense Paid	9 Direct Defense and Cost Containment Expense Incurred	10 Direct Defense and Cost Containment Expense Unpaid	11 Commissions and Brokerage Expenses	12 Taxes, Licenses and Fees
	1 Direct Premiums Written	2 Direct Premiums Earned										
1. Fire.....	60,024	59,866		164	-	-	-	-	-	-		
2.1 Allied lines.....	116,518	116,210		319	-	-	-	-	-	-		
2.2 Multiple peril crop.....												
2.3 Federal flood.....												
2.4 Private crop.....												
2.5 Private flood.....												
3. Farmowners multiple peril.....												
4. Homeowners multiple peril.....												
5.1 Commercial multiple peril (non-liability portion).....												
5.2 Commercial multiple peril (liability portion).....												
6. Mortgage guaranty.....												
8. Ocean marine.....	80,819	80,606		221	-	-	-	-	-	-		
9. Inland marine.....	229,294	228,688		628	-	-	-	-	-	-		
10. Financial guaranty.....												
11. Medical professional liability.....												
12. Earthquake.....												
13. Group accident and health (b).....												
14. Credit A&H (group and individual).....												
15.1 Collectively renewable A&H (b).....												
15.2 Non-cancelable A&H (b).....												
15.3 Guaranteed renewable A&H (b).....												
15.4 Non-renewable for stated reasons only (b).....												
15.5 Other accident only.....												
15.6 Medicare Title XVIII exempt from state taxes or fees.....												
15.7 All other A&H (b).....												
15.8 Federal employees health benefits plan premium.....												
16. Workers' compensation.....												
17.1 Other liability-occurrence.....												
17.2 Other liability-claims-made.....												
17.3 Excess workers' compensation.....												
18. Products liability.....									(4)			
19.1 Private passenger auto no-fault (personal injury protection).....												
19.2 Other private passenger auto liability.....												
19.3 Commercial auto no-fault (personal injury protection).....												
19.4 Other commercial auto liability.....												
21.1 Private passenger auto physical damage.....												
21.2 Commercial auto physical damage.....												
22. Aircraft (all perils).....												
23. Fidelity.....												
24. Surety.....												
26. Burglary and theft.....												
27. Boiler and machinery.....												
28. Credit.....												
30. Warranty.....												
34. Aggregate write-ins for other lines of business.....	0	0	0	0	0	0	0	0	0	0	0	0
35. TOTALS (a).....	486,655	485,370	0	1,333	0	0	0	0	(4)	0	0	0

DETAILS OF WRITE-INS

3401.....												
3402.....												
3403.....												
3498. Summary of remaining write-ins for Line 34 from overflow page.....	0	0	0	0	0	0	0	0	0	0	0	0
3499. TOTALS (Lines 3401 through 3403 plus 3498) (Line 34 above).....	0	0	0	0	0	0	0	0	0	0	0	0

(a) Finance and service charges not included in Lines 1 to 35 \$.....0.

(b) For health business on indicated lines report: Number of persons insured under PPO managed care products.....0 and number of persons insured under indemnity only products.....0.

EXHIBIT OF PREMIUMS AND LOSSES (Statutory Page 14)



NAIC Group Code....0065 NAIC Company Code....10316

BUSINESS IN THE STATE OF OKLAHOMA DURING THE YEAR

Line of Business	Gross Premiums, Including Policy and Membership Fees, Less Return Premiums and Premiums on Policies not Taken		3 Dividends Paid or Credited to Policyholders on Direct Business	4 Direct Unearned Premium Reserves	5 Direct Losses Paid (deducting salvage)	6 Direct Losses Incurred	7 Direct Losses Unpaid	8 Direct Defense and Cost Containment Expense Paid	9 Direct Defense and Cost Containment Expense Incurred	10 Direct Defense and Cost Containment Expense Unpaid	11 Commissions and Brokerage Expenses	12 Taxes, Licenses and Fees
	1 Direct Premiums Written	2 Direct Premiums Earned										
1. Fire.....	2,191	2,196		6	-	-	-	-	-	-		
2.1 Allied lines.....	4,253	4,263		12	-	-	-	-	-	-		
2.2 Multiple peril crop.....												
2.3 Federal flood.....												
2.4 Private crop.....												
2.5 Private flood.....												
3. Farmowners multiple peril.....												
4. Homeowners multiple peril.....												
5.1 Commercial multiple peril (non-liability portion).....												
5.2 Commercial multiple peril (liability portion).....												
6. Mortgage guaranty.....												
8. Ocean marine.....	2,950	2,957		8	-	-	-	-	-	-		
9. Inland marine.....	8,369	8,388		23	-	-	-	-	-	-		
10. Financial guaranty.....												
11. Medical professional liability.....												
12. Earthquake.....												
13. Group accident and health (b).....												
14. Credit A&H (group and individual).....												
15.1 Collectively renewable A&H (b).....												
15.2 Non-cancelable A&H (b).....												
15.3 Guaranteed renewable A&H (b).....												
15.4 Non-renewable for stated reasons only (b).....												
15.5 Other accident only.....												
15.6 Medicare Title XVIII exempt from state taxes or fees.....												
15.7 All other A&H (b).....												
15.8 Federal employees health benefits plan premium.....												
16. Workers' compensation.....												
17.1 Other liability-occurrence.....												
17.2 Other liability-claims-made.....												
17.3 Excess workers' compensation.....												
18. Products liability.....												
19.1 Private passenger auto no-fault (personal injury protection).....												
19.2 Other private passenger auto liability.....												
19.3 Commercial auto no-fault (personal injury protection).....												
19.4 Other commercial auto liability.....												
21.1 Private passenger auto physical damage.....												
21.2 Commercial auto physical damage.....												
22. Aircraft (all perils).....												
23. Fidelity.....												
24. Surety.....												
26. Burglary and theft.....												
27. Boiler and machinery.....												
28. Credit.....												
30. Warranty.....												
34. Aggregate write-ins for other lines of business.....	0	0	0	0	0	0	0	0	0	0	0	0
35. TOTALS (a).....	17,763	17,804	0	49	0	0	0	0	0	0	0	0

DETAILS OF WRITE-INS

3401.....												
3402.....												
3403.....												
3498. Summary of remaining write-ins for Line 34 from overflow page.....	0	0	0	0	0	0	0	0	0	0	0	0
3499. TOTALS (Lines 3401 through 3403 plus 3498) (Line 34 above).....	0	0	0	0	0	0	0	0	0	0	0	0

(a) Finance and service charges not included in Lines 1 to 35 \$.....0.

(b) For health business on indicated lines report: Number of persons insured under PPO managed care products.....0 and number of persons insured under indemnity only products.....0.

EXHIBIT OF PREMIUMS AND LOSSES (Statutory Page 14)



NAIC Group Code....0065 NAIC Company Code....10316

BUSINESS IN THE STATE OF OREGON DURING THE YEAR

19

Line of Business	Gross Premiums, Including Policy and Membership Fees, Less Return Premiums and Premiums on Policies not Taken		3 Dividends Paid or Credited to Policyholders on Direct Business	4 Direct Unearned Premium Reserves	5 Direct Losses Paid (deducting salvage)	6 Direct Losses Incurred	7 Direct Losses Unpaid	8 Direct Defense and Cost Containment Expense Paid	9 Direct Defense and Cost Containment Expense Incurred	10 Direct Defense and Cost Containment Expense Unpaid	11 Commissions and Brokerage Expenses	12 Taxes, Licenses and Fees
	1 Direct Premiums Written	2 Direct Premiums Earned										
1. Fire.....	3,941	4,063		.11	-	-	-	-	-	-		
2.1 Allied lines.....	7,650	7,899		.21	-	-	-	-	-	-		
2.2 Multiple peril crop.....												
2.3 Federal flood.....												
2.4 Private crop.....												
2.5 Private flood.....												
3. Farmowners multiple peril.....												
4. Homeowners multiple peril.....												
5.1 Commercial multiple peril (non-liability portion).....												
5.2 Commercial multiple peril (liability portion).....												
6. Mortgage guaranty.....												
8. Ocean marine.....	5,306	5,476		.15	-	-	-	-	-	-		
9. Inland marine.....	15,054	15,537		.41	-	-	-	-	-	-		
10. Financial guaranty.....												
11. Medical professional liability.....												
12. Earthquake.....												
13. Group accident and health (b).....												
14. Credit A&H (group and individual).....												
15.1 Collectively renewable A&H (b).....												
15.2 Non-cancelable A&H (b).....												
15.3 Guaranteed renewable A&H (b).....												
15.4 Non-renewable for stated reasons only (b).....												
15.5 Other accident only.....												
15.6 Medicare Title XVIII exempt from state taxes or fees.....												
15.7 All other A&H (b).....												
15.8 Federal employees health benefits plan premium.....												
16. Workers' compensation.....												
17.1 Other liability-occurrence.....												
17.2 Other liability-claims-made.....												
17.3 Excess workers' compensation.....												
18. Products liability.....												
19.1 Private passenger auto no-fault (personal injury protection).....												
19.2 Other private passenger auto liability.....												
19.3 Commercial auto no-fault (personal injury protection).....												
19.4 Other commercial auto liability.....												
21.1 Private passenger auto physical damage.....												
21.2 Commercial auto physical damage.....												
22. Aircraft (all perils).....												
23. Fidelity.....												
24. Surety.....												
26. Burglary and theft.....												
27. Boiler and machinery.....												
28. Credit.....												
30. Warranty.....												
34. Aggregate write-ins for other lines of business.....	.0	.0	.0	.0	.0	.0	.0	.0	.0	.0	.0	.0
35. TOTALS (a).....	31,951	32,975	.0	.88	.0	.0	.0	.0	.0	.0	.0	.0

DETAILS OF WRITE-INS

3401.....												
3402.....												
3403.....												
3498. Summary of remaining write-ins for Line 34 from overflow page.....	.0	.0	.0	.0	.0	.0	.0	.0	.0	.0	.0	.0
3499. TOTALS (Lines 3401 through 3403 plus 3498) (Line 34 above).....	.0	.0	.0	.0	.0	.0	.0	.0	.0	.0	.0	.0

(a) Finance and service charges not included in Lines 1 to 35 \$.....0.

(b) For health business on indicated lines report: Number of persons insured under PPO managed care products.....0 and number of persons insured under indemnity only products.....0.

EXHIBIT OF PREMIUMS AND LOSSES (Statutory Page 14)



NAIC Group Code....0065 NAIC Company Code....10316

BUSINESS IN THE STATE OF PENNSYLVANIA DURING THE YEAR

19

Line of Business	Gross Premiums, Including Policy and Membership Fees, Less Return Premiums and Premiums on Policies not Taken		3 Dividends Paid or Credited to Policyholders on Direct Business	4 Direct Unearned Premium Reserves	5 Direct Losses Paid (deducting salvage)	6 Direct Losses Incurred	7 Direct Losses Unpaid	8 Direct Defense and Cost Containment Expense Paid	9 Direct Defense and Cost Containment Expense Incurred	10 Direct Defense and Cost Containment Expense Unpaid	11 Commissions and Brokerage Expenses	12 Taxes, Licenses and Fees
	1 Direct Premiums Written	2 Direct Premiums Earned										
1. Fire.....	50,165	50,039		137	-	-	-	-	-	-		
2.1 Allied lines.....	97,379	97,135		267	-	-	-	-	-	-		
2.2 Multiple peril crop.....												
2.3 Federal flood.....												
2.4 Private crop.....												
2.5 Private flood.....												
3. Farmowners multiple peril.....												
4. Homeowners multiple peril.....												
5.1 Commercial multiple peril (non-liability portion).....												
5.2 Commercial multiple peril (liability portion).....												
6. Mortgage guaranty.....												
8. Ocean marine.....	67,544	67,374		185	-	-	-	-	-	-		
9. Inland marine.....	191,631	191,150		525	-	-	-	-	-	-		
10. Financial guaranty.....												
11. Medical professional liability.....												
12. Earthquake.....												
13. Group accident and health (b).....												
14. Credit A&H (group and individual).....												
15.1 Collectively renewable A&H (b).....												
15.2 Non-cancelable A&H (b).....												
15.3 Guaranteed renewable A&H (b).....												
15.4 Non-renewable for stated reasons only (b).....												
15.5 Other accident only.....												
15.6 Medicare Title XVIII exempt from state taxes or fees.....												
15.7 All other A&H (b).....												
15.8 Federal employees health benefits plan premium.....												
16. Workers' compensation.....												
17.1 Other liability-occurrence.....						0	29		14,659	2		
17.2 Other liability-claims-made.....												
17.3 Excess workers' compensation.....												
18. Products liability.....						8	729	18,337	(8,486,903)	150		
19.1 Private passenger auto no-fault (personal injury protection).....												
19.2 Other private passenger auto liability.....												
19.3 Commercial auto no-fault (personal injury protection).....												
19.4 Other commercial auto liability.....												
21.1 Private passenger auto physical damage.....												
21.2 Commercial auto physical damage.....												
22. Aircraft (all perils).....												
23. Fidelity.....												
24. Surety.....												
26. Burglary and theft.....												
27. Boiler and machinery.....												
28. Credit.....												
30. Warranty.....												
34. Aggregate write-ins for other lines of business.....	0	0	0	0	0	0	0	0	0	0	0	0
35. TOTALS (a).....	406,719	405,698	0	1,114	0	8	759	18,337	(8,472,243)	152	0	0

DETAILS OF WRITE-INS

3401.....												
3402.....												
3403.....												
3498. Summary of remaining write-ins for Line 34 from overflow page.....	0	0	0	0	0	0	0	0	0	0	0	0
3499. TOTALS (Lines 3401 through 3403 plus 3498) (Line 34 above).....	0	0	0	0	0	0	0	0	0	0	0	0

(a) Finance and service charges not included in Lines 1 to 35 \$.....0.

(b) For health business on indicated lines report: Number of persons insured under PPO managed care products.....0 and number of persons insured under indemnity only products.....0.

EXHIBIT OF PREMIUMS AND LOSSES (Statutory Page 14)



NAIC Group Code....0065 NAIC Company Code....10316

BUSINESS IN PUERTO RICO DURING THE YEAR

19

Line of Business	Gross Premiums, Including Policy and Membership Fees, Less Return Premiums and Premiums on Policies not Taken		3 Dividends Paid or Credited to Policyholders on Direct Business	4 Direct Unearned Premium Reserves	5 Direct Losses Paid (deducting salvage)	6 Direct Losses Incurred	7 Direct Losses Unpaid	8 Direct Defense and Cost Containment Expense Paid	9 Direct Defense and Cost Containment Expense Incurred	10 Direct Defense and Cost Containment Expense Unpaid	11 Commissions and Brokerage Expenses	12 Taxes, Licenses and Fees
	1 Direct Premiums Written	2 Direct Premiums Earned										
1. Fire.....	-	-		-	-	-	-	-	-	-		
2.1 Allied lines.....	-	-		-	-	-	-	-	-	-		
2.2 Multiple peril crop.....												
2.3 Federal flood.....												
2.4 Private crop.....												
2.5 Private flood.....												
3. Farmowners multiple peril.....												
4. Homeowners multiple peril.....												
5.1 Commercial multiple peril (non-liability portion).....												
5.2 Commercial multiple peril (liability portion).....												
6. Mortgage guaranty.....												
8. Ocean marine.....	-	-		-	-	-	-	-	-	-		
9. Inland marine.....	-	-		-	-	-	-	-	-	-		
10. Financial guaranty.....												
11. Medical professional liability.....												
12. Earthquake.....												
13. Group accident and health (b).....												
14. Credit A&H (group and individual).....												
15.1 Collectively renewable A&H (b).....												
15.2 Non-cancelable A&H (b).....												
15.3 Guaranteed renewable A&H (b).....												
15.4 Non-renewable for stated reasons only (b).....												
15.5 Other accident only.....												
15.6 Medicare Title XVIII exempt from state taxes or fees.....												
15.7 All other A&H (b).....												
15.8 Federal employees health benefits plan premium.....												
16. Workers' compensation.....												
17.1 Other liability-occurrence.....												
17.2 Other liability-claims-made.....												
17.3 Excess workers' compensation.....												
18. Products liability.....												
19.1 Private passenger auto no-fault (personal injury protection).....												
19.2 Other private passenger auto liability.....												
19.3 Commercial auto no-fault (personal injury protection).....												
19.4 Other commercial auto liability.....												
21.1 Private passenger auto physical damage.....												
21.2 Commercial auto physical damage.....												
22. Aircraft (all perils).....												
23. Fidelity.....												
24. Surety.....												
26. Burglary and theft.....												
27. Boiler and machinery.....	-	-		-	-	-	-	-	-	-		
28. Credit.....												
30. Warranty.....												
34. Aggregate write-ins for other lines of business.....	0	0	0	0	0	0	0	0	0	0	0	0
35. TOTALS (a).....	0	0	0	0	0	0	0	0	0	0	0	0

DETAILS OF WRITE-INS

3401.....												
3402.....												
3403.....												
3498. Summary of remaining write-ins for Line 34 from overflow page.....	0	0	0	0	0	0	0	0	0	0	0	0
3499. TOTALS (Lines 3401 through 3403 plus 3498) (Line 34 above).....	0	0	0	0	0	0	0	0	0	0	0	0

(a) Finance and service charges not included in Lines 1 to 35 \$.....0.

(b) For health business on indicated lines report: Number of persons insured under PPO managed care products.....0 and number of persons insured under indemnity only products.....0.

EXHIBIT OF PREMIUMS AND LOSSES (Statutory Page 14)



NAIC Group Code....0065 NAIC Company Code....10316

BUSINESS IN THE STATE OF RHODE ISLAND DURING THE YEAR

Line of Business	Gross Premiums, Including Policy and Membership Fees, Less Return Premiums and Premiums on Policies not Taken		3 Dividends Paid or Credited to Policyholders on Direct Business	4 Direct Unearned Premium Reserves	5 Direct Losses Paid (deducting salvage)	6 Direct Losses Incurred	7 Direct Losses Unpaid	8 Direct Defense and Cost Containment Expense Paid	9 Direct Defense and Cost Containment Expense Incurred	10 Direct Defense and Cost Containment Expense Unpaid	11 Commissions and Brokerage Expenses	12 Taxes, Licenses and Fees
	1 Direct Premiums Written	2 Direct Premiums Earned										
1. Fire.....	-	-		-	-	-	-	-	-	-		44,838
2.1 Allied lines.....	-	-		-	-	-	-	-	-	-		71,171
2.2 Multiple peril crop.....												
2.3 Federal flood.....												
2.4 Private crop.....												
2.5 Private flood.....												
3. Farmowners multiple peril.....												
4. Homeowners multiple peril.....												
5.1 Commercial multiple peril (non-liability portion).....												
5.2 Commercial multiple peril (liability portion).....												
6. Mortgage guaranty.....												
8. Ocean marine.....	-	-		-	-	-	-	-	-	-		53,108
9. Inland marine.....	-	-		-	-	-	-	-	-	-		150,674
10. Financial guaranty.....												
11. Medical professional liability.....												
12. Earthquake.....												
13. Group accident and health (b).....												
14. Credit A&H (group and individual).....												
15.1 Collectively renewable A&H (b).....												
15.2 Non-cancelable A&H (b).....												
15.3 Guaranteed renewable A&H (b).....												
15.4 Non-renewable for stated reasons only (b).....												
15.5 Other accident only.....												
15.6 Medicare Title XVIII exempt from state taxes or fees.....												
15.7 All other A&H (b).....												
15.8 Federal employees health benefits plan premium.....												
16. Workers' compensation.....												
17.1 Other liability-occurrence.....						4	403		31,543	31		
17.2 Other liability-claims-made.....												
17.3 Excess workers' compensation.....												
18. Products liability.....						31	2,749		13,563	565		
19.1 Private passenger auto no-fault (personal injury protection).....												
19.2 Other private passenger auto liability.....												
19.3 Commercial auto no-fault (personal injury protection).....												
19.4 Other commercial auto liability.....												
21.1 Private passenger auto physical damage.....												
21.2 Commercial auto physical damage.....												
22. Aircraft (all perils).....												
23. Fidelity.....												
24. Surety.....												
26. Burglary and theft.....												
27. Boiler and machinery.....												
28. Credit.....												
30. Warranty.....												
34. Aggregate write-ins for other lines of business.....	0	0	0	0	0	0	0	0	0	0	0	0
35. TOTALS (a).....	0	0	0	0	0	34	3,152	0	45,106	596	0	319,791

DETAILS OF WRITE-INS

3401.....												
3402.....												
3403.....												
3498. Summary of remaining write-ins for Line 34 from overflow page.....	0	0	0	0	0	0	0	0	0	0	0	0
3499. TOTALS (Lines 3401 through 3403 plus 3498) (Line 34 above).....	0	0	0	0	0	0	0	0	0	0	0	0

(a) Finance and service charges not included in Lines 1 to 35 \$.....0.

(b) For health business on indicated lines report: Number of persons insured under PPO managed care products.....0 and number of persons insured under indemnity only products.....0.

EXHIBIT OF PREMIUMS AND LOSSES (Statutory Page 14)



NAIC Group Code....0065 NAIC Company Code....10316

BUSINESS IN THE STATE OF SOUTH CAROLINA DURING THE YEAR

Line of Business	Gross Premiums, Including Policy and Membership Fees, Less Return Premiums and Premiums on Policies not Taken		3 Dividends Paid or Credited to Policyholders on Direct Business	4 Direct Unearned Premium Reserves	5 Direct Losses Paid (deducting salvage)	6 Direct Losses Incurred	7 Direct Losses Unpaid	8 Direct Defense and Cost Containment Expense Paid	9 Direct Defense and Cost Containment Expense Incurred	10 Direct Defense and Cost Containment Expense Unpaid	11 Commissions and Brokerage Expenses	12 Taxes, Licenses and Fees
	1 Direct Premiums Written	2 Direct Premiums Earned										
1. Fire.....	4,186	4,175		11	-	-	-	-	-	-		
2.1 Allied lines.....	8,126	8,104		22	-	-	-	-	-	-		
2.2 Multiple peril crop.....												
2.3 Federal flood.....												
2.4 Private crop.....												
2.5 Private flood.....												
3. Farmowners multiple peril.....												
4. Homeowners multiple peril.....												
5.1 Commercial multiple peril (non-liability portion).....												
5.2 Commercial multiple peril (liability portion).....												
6. Mortgage guaranty.....												
8. Ocean marine.....	5,636	5,621		15	-	-	-	-	-	-		
9. Inland marine.....	15,991	15,947		44	-	-	-	-	-	-		
10. Financial guaranty.....												
11. Medical professional liability.....												
12. Earthquake.....												
13. Group accident and health (b).....												
14. Credit A&H (group and individual).....												
15.1 Collectively renewable A&H (b).....												
15.2 Non-cancelable A&H (b).....												
15.3 Guaranteed renewable A&H (b).....												
15.4 Non-renewable for stated reasons only (b).....												
15.5 Other accident only.....												
15.6 Medicare Title XVIII exempt from state taxes or fees.....												
15.7 All other A&H (b).....												
15.8 Federal employees health benefits plan premium.....												
16. Workers' compensation.....												
17.1 Other liability-occurrence.....									(47)			
17.2 Other liability-claims-made.....												
17.3 Excess workers' compensation.....												
18. Products liability.....									(30)			
19.1 Private passenger auto no-fault (personal injury protection).....												
19.2 Other private passenger auto liability.....												
19.3 Commercial auto no-fault (personal injury protection).....												
19.4 Other commercial auto liability.....												
21.1 Private passenger auto physical damage.....												
21.2 Commercial auto physical damage.....												
22. Aircraft (all perils).....												
23. Fidelity.....												
24. Surety.....												
26. Burglary and theft.....												
27. Boiler and machinery.....												
28. Credit.....												
30. Warranty.....												
34. Aggregate write-ins for other lines of business.....	0	0	0	0	0	0	0	0	0	0	0	0
35. TOTALS (a).....	33,939	33,847	0	93	0	0	0	0	(77)	0	0	0

DETAILS OF WRITE-INS

3401.....												
3402.....												
3403.....												
3498. Summary of remaining write-ins for Line 34 from overflow page.....	0	0	0	0	0	0	0	0	0	0	0	0
3499. TOTALS (Lines 3401 through 3403 plus 3498) (Line 34 above).....	0	0	0	0	0	0	0	0	0	0	0	0

(a) Finance and service charges not included in Lines 1 to 35 \$.....0.

(b) For health business on indicated lines report: Number of persons insured under PPO managed care products.....0 and number of persons insured under indemnity only products.....0.

EXHIBIT OF PREMIUMS AND LOSSES (Statutory Page 14)



NAIC Group Code....0065 NAIC Company Code....10316

BUSINESS IN THE STATE OF SOUTH DAKOTA DURING THE YEAR

19

Line of Business	Gross Premiums, Including Policy and Membership Fees, Less Return Premiums and Premiums on Policies not Taken		3 Dividends Paid or Credited to Policyholders on Direct Business	4 Direct Unearned Premium Reserves	5 Direct Losses Paid (deducting salvage)	6 Direct Losses Incurred	7 Direct Losses Unpaid	8 Direct Defense and Cost Containment Expense Paid	9 Direct Defense and Cost Containment Expense Incurred	10 Direct Defense and Cost Containment Expense Unpaid	11 Commissions and Brokerage Expenses	12 Taxes, Licenses and Fees
	1 Direct Premiums Written	2 Direct Premiums Earned										
1. Fire.....	-	-		-	-	-	-	-	-	-		
2.1 Allied lines.....	-	-		-	-	-	-	-	-	-		
2.2 Multiple peril crop.....												
2.3 Federal flood.....												
2.4 Private crop.....												
2.5 Private flood.....												
3. Farmowners multiple peril.....												
4. Homeowners multiple peril.....												
5.1 Commercial multiple peril (non-liability portion).....												
5.2 Commercial multiple peril (liability portion).....												
6. Mortgage guaranty.....												
8. Ocean marine.....	-	-		-	-	-	-	-	-	-		
9. Inland marine.....	-	-		-	-	-	-	-	-	-		
10. Financial guaranty.....												
11. Medical professional liability.....												
12. Earthquake.....												
13. Group accident and health (b).....												
14. Credit A&H (group and individual).....												
15.1 Collectively renewable A&H (b).....												
15.2 Non-cancelable A&H (b).....												
15.3 Guaranteed renewable A&H (b).....												
15.4 Non-renewable for stated reasons only (b).....												
15.5 Other accident only.....												
15.6 Medicare Title XVIII exempt from state taxes or fees.....												
15.7 All other A&H (b).....												
15.8 Federal employees health benefits plan premium.....												
16. Workers' compensation.....												
17.1 Other liability-occurrence.....												
17.2 Other liability-claims-made.....												
17.3 Excess workers' compensation.....												
18. Products liability.....												
19.1 Private passenger auto no-fault (personal injury protection).....												
19.2 Other private passenger auto liability.....												
19.3 Commercial auto no-fault (personal injury protection).....												
19.4 Other commercial auto liability.....												
21.1 Private passenger auto physical damage.....												
21.2 Commercial auto physical damage.....												
22. Aircraft (all perils).....												
23. Fidelity.....												
24. Surety.....												
26. Burglary and theft.....												
27. Boiler and machinery.....	-	-		-	-	-	-	-	-	-		
28. Credit.....												
30. Warranty.....												
34. Aggregate write-ins for other lines of business.....	0	0	0	0	0	0	0	0	0	0	0	0
35. TOTALS (a).....	0	0	0	0	0	0	0	0	0	0	0	0

DETAILS OF WRITE-INS

3401.....												
3402.....												
3403.....												
3498. Summary of remaining write-ins for Line 34 from overflow page.....	0	0	0	0	0	0	0	0	0	0	0	0
3499. TOTALS (Lines 3401 through 3403 plus 3498) (Line 34 above).....	0	0	0	0	0	0	0	0	0	0	0	0

(a) Finance and service charges not included in Lines 1 to 35 \$.....0.

(b) For health business on indicated lines report: Number of persons insured under PPO managed care products.....0 and number of persons insured under indemnity only products.....0.

EXHIBIT OF PREMIUMS AND LOSSES (Statutory Page 14)



NAIC Group Code....0065 NAIC Company Code....10316

BUSINESS IN THE STATE OF TENNESSEE DURING THE YEAR

Line of Business	Gross Premiums, Including Policy and Membership Fees, Less Return Premiums and Premiums on Policies not Taken		3 Dividends Paid or Credited to Policyholders on Direct Business	4 Direct Unearned Premium Reserves	5 Direct Losses Paid (deducting salvage)	6 Direct Losses Incurred	7 Direct Losses Unpaid	8 Direct Defense and Cost Containment Expense Paid	9 Direct Defense and Cost Containment Expense Incurred	10 Direct Defense and Cost Containment Expense Unpaid	11 Commissions and Brokerage Expenses	12 Taxes, Licenses and Fees
	1 Direct Premiums Written	2 Direct Premiums Earned										
1. Fire.....	74,252	74,217		203	-	-	-	-	-	-		
2.1 Allied lines.....	144,136	144,083		395	-	-	-	-	-	-		
2.2 Multiple peril crop.....												
2.3 Federal flood.....												
2.4 Private crop.....												
2.5 Private flood.....												
3. Farmowners multiple peril.....												
4. Homeowners multiple peril.....												
5.1 Commercial multiple peril (non-liability portion).....												
5.2 Commercial multiple peril (liability portion).....												
6. Mortgage guaranty.....												
8. Ocean marine.....	99,975	99,935		274	-	-	-	-	-	-		
9. Inland marine.....	283,643	283,528		777	-	-	-	-	-	-		
10. Financial guaranty.....												
11. Medical professional liability.....												
12. Earthquake.....												
13. Group accident and health (b).....												
14. Credit A&H (group and individual).....												
15.1 Collectively renewable A&H (b).....												
15.2 Non-cancelable A&H (b).....												
15.3 Guaranteed renewable A&H (b).....												
15.4 Non-renewable for stated reasons only (b).....												
15.5 Other accident only.....												
15.6 Medicare Title XVIII exempt from state taxes or fees.....												
15.7 All other A&H (b).....												
15.8 Federal employees health benefits plan premium.....												
16. Workers' compensation.....					-	-	-	-	-	-		
17.1 Other liability-occurrence.....					-	-	-	-	-	-		
17.2 Other liability-claims-made.....					-	-	-	-	-	-		
17.3 Excess workers' compensation.....					-	-	-	-	-	-		
18. Products liability.....					-	-	-	-	-	-		
19.1 Private passenger auto no-fault (personal injury protection).....												
19.2 Other private passenger auto liability.....												
19.3 Commercial auto no-fault (personal injury protection).....												
19.4 Other commercial auto liability.....												
21.1 Private passenger auto physical damage.....												
21.2 Commercial auto physical damage.....												
22. Aircraft (all perils).....												
23. Fidelity.....												
24. Surety.....												
26. Burglary and theft.....												
27. Boiler and machinery.....												
28. Credit.....												
30. Warranty.....												
34. Aggregate write-ins for other lines of business.....	0	0	0	0	0	0	0	0	0	0	0	0
35. TOTALS (a).....	602,006	601,763	0	1,649	0	0	0	0	0	0	0	0

DETAILS OF WRITE-INS

3401.....												
3402.....												
3403.....												
3498. Summary of remaining write-ins for Line 34 from overflow page.....	0	0	0	0	0	0	0	0	0	0	0	0
3499. TOTALS (Lines 3401 through 3403 plus 3498) (Line 34 above).....	0	0	0	0	0	0	0	0	0	0	0	0

(a) Finance and service charges not included in Lines 1 to 35 \$.....0.

(b) For health business on indicated lines report: Number of persons insured under PPO managed care products.....0 and number of persons insured under indemnity only products.....0.

EXHIBIT OF PREMIUMS AND LOSSES (Statutory Page 14)



NAIC Group Code....0065 NAIC Company Code....10316

BUSINESS IN THE STATE OF TEXAS DURING THE YEAR

19

Line of Business	Gross Premiums, Including Policy and Membership Fees, Less Return Premiums and Premiums on Policies not Taken		3 Dividends Paid or Credited to Policyholders on Direct Business	4 Direct Unearned Premium Reserves	5 Direct Losses Paid (deducting salvage)	6 Direct Losses Incurred	7 Direct Losses Unpaid	8 Direct Defense and Cost Containment Expense Paid	9 Direct Defense and Cost Containment Expense Incurred	10 Direct Defense and Cost Containment Expense Unpaid	11 Commissions and Brokerage Expenses	12 Taxes, Licenses and Fees
	1 Direct Premiums Written	2 Direct Premiums Earned										
1. Fire.....	628,572	628,913		1,722	-	-	-	-	-	-		
2.1 Allied lines.....	419,048	419,275		1,148	-	-	-	-	-	-		
2.2 Multiple peril crop.....												
2.3 Federal flood.....												
2.4 Private crop.....												
2.5 Private flood.....												
3. Farmowners multiple peril.....												
4. Homeowners multiple peril.....												
5.1 Commercial multiple peril (non-liability portion).....												
5.2 Commercial multiple peril (liability portion).....												
6. Mortgage guaranty.....												
8. Ocean marine.....	479,587	479,847		1,314	-	-	-	-	-	-		
9. Inland marine.....	1,360,654	1,361,392		3,728	-	-	-	-	-	-		
10. Financial guaranty.....												
11. Medical professional liability.....												
12. Earthquake.....												
13. Group accident and health (b).....												
14. Credit A&H (group and individual).....												
15.1 Collectively renewable A&H (b).....												
15.2 Non-cancelable A&H (b).....												
15.3 Guaranteed renewable A&H (b).....												
15.4 Non-renewable for stated reasons only (b).....												
15.5 Other accident only.....												
15.6 Medicare Title XVIII exempt from state taxes or fees.....												
15.7 All other A&H (b).....												
15.8 Federal employees health benefits plan premium.....												
16. Workers' compensation.....												
17.1 Other liability-occurrence.....						4	433		30,760	34		
17.2 Other liability-claims-made.....												
17.3 Excess workers' compensation.....												
18. Products liability.....						202	18,081	5,722	(2,313,299)	3,717		
19.1 Private passenger auto no-fault (personal injury protection).....												
19.2 Other private passenger auto liability.....												
19.3 Commercial auto no-fault (personal injury protection).....												
19.4 Other commercial auto liability.....												
21.1 Private passenger auto physical damage.....												
21.2 Commercial auto physical damage.....												
22. Aircraft (all perils).....												
23. Fidelity.....												
24. Surety.....												
26. Burglary and theft.....												
27. Boiler and machinery.....												
28. Credit.....												
30. Warranty.....												
34. Aggregate write-ins for other lines of business.....	0	0	0	0	0	0	0	0	0	0	0	0
35. TOTALS (a).....	2,887,861	2,889,427	0	7,912	0	206	18,513	5,722	(2,282,539)	3,751	0	0

DETAILS OF WRITE-INS

3401.....												
3402.....												
3403.....												
3498. Summary of remaining write-ins for Line 34 from overflow page.....	0	0	0	0	0	0	0	0	0	0	0	0
3499. TOTALS (Lines 3401 through 3403 plus 3498) (Line 34 above).....	0	0	0	0	0	0	0	0	0	0	0	0

(a) Finance and service charges not included in Lines 1 to 35 \$.....0.
 (b) For health business on indicated lines report: Number of persons insured under PPO managed care products.....0 and number of persons insured under indemnity only products.....0.

EXHIBIT OF PREMIUMS AND LOSSES (Statutory Page 14)



NAIC Group Code....0065 NAIC Company Code....10316

BUSINESS IN THE STATE OF UTAH DURING THE YEAR

Line of Business	Gross Premiums, Including Policy and Membership Fees, Less Return Premiums and Premiums on Policies not Taken		3 Dividends Paid or Credited to Policyholders on Direct Business	4 Direct Unearned Premium Reserves	5 Direct Losses Paid (deducting salvage)	6 Direct Losses Incurred	7 Direct Losses Unpaid	8 Direct Defense and Cost Containment Expense Paid	9 Direct Defense and Cost Containment Expense Incurred	10 Direct Defense and Cost Containment Expense Unpaid	11 Commissions and Brokerage Expenses	12 Taxes, Licenses and Fees
	1 Direct Premiums Written	2 Direct Premiums Earned										
1. Fire.....	6	6		0	-	-	-	-	-	-		
2.1 Allied lines.....	12	12		0	-	-	-	-	-	-		
2.2 Multiple peril crop.....												
2.3 Federal flood.....												
2.4 Private crop.....												
2.5 Private flood.....												
3. Farmowners multiple peril.....												
4. Homeowners multiple peril.....												
5.1 Commercial multiple peril (non-liability portion).....												
5.2 Commercial multiple peril (liability portion).....												
6. Mortgage guaranty.....												
8. Ocean marine.....	9	9		0	-	-	-	-	-	-		
9. Inland marine.....	24	24		0	-	-	-	-	-	-		
10. Financial guaranty.....												
11. Medical professional liability.....												
12. Earthquake.....												
13. Group accident and health (b).....												
14. Credit A&H (group and individual).....												
15.1 Collectively renewable A&H (b).....												
15.2 Non-cancelable A&H (b).....												
15.3 Guaranteed renewable A&H (b).....												
15.4 Non-renewable for stated reasons only (b).....												
15.5 Other accident only.....												
15.6 Medicare Title XVIII exempt from state taxes or fees.....												
15.7 All other A&H (b).....												
15.8 Federal employees health benefits plan premium.....												
16. Workers' compensation.....												
17.1 Other liability-occurrence.....												
17.2 Other liability-claims-made.....												
17.3 Excess workers' compensation.....												
18. Products liability.....												
19.1 Private passenger auto no-fault (personal injury protection).....												
19.2 Other private passenger auto liability.....												
19.3 Commercial auto no-fault (personal injury protection).....												
19.4 Other commercial auto liability.....												
21.1 Private passenger auto physical damage.....												
21.2 Commercial auto physical damage.....												
22. Aircraft (all perils).....												
23. Fidelity.....												
24. Surety.....												
26. Burglary and theft.....												
27. Boiler and machinery.....												
28. Credit.....												
30. Warranty.....												
34. Aggregate write-ins for other lines of business.....	0	0	0	0	0	0	0	0	0	0	0	0
35. TOTALS (a).....	51	51	0	0	0	0	0	0	0	0	0	0

DETAILS OF WRITE-INS

3401.....												
3402.....												
3403.....												
3498. Summary of remaining write-ins for Line 34 from overflow page.....	0	0	0	0	0	0	0	0	0	0	0	0
3499. TOTALS (Lines 3401 through 3403 plus 3498) (Line 34 above).....	0	0	0	0	0	0	0	0	0	0	0	0

(a) Finance and service charges not included in Lines 1 to 35 \$.....0.

(b) For health business on indicated lines report: Number of persons insured under PPO managed care products.....0 and number of persons insured under indemnity only products.....0.

EXHIBIT OF PREMIUMS AND LOSSES (Statutory Page 14)



NAIC Group Code....0065 NAIC Company Code....10316

BUSINESS IN THE STATE OF VIRGINIA DURING THE YEAR

19

Line of Business	Gross Premiums, Including Policy and Membership Fees, Less Return Premiums and Premiums on Policies not Taken		3 Dividends Paid or Credited to Policyholders on Direct Business	4 Direct Unearned Premium Reserves	5 Direct Losses Paid (deducting salvage)	6 Direct Losses Incurred	7 Direct Losses Unpaid	8 Direct Defense and Cost Containment Expense Paid	9 Direct Defense and Cost Containment Expense Incurred	10 Direct Defense and Cost Containment Expense Unpaid	11 Commissions and Brokerage Expenses	12 Taxes, Licenses and Fees
	1 Direct Premiums Written	2 Direct Premiums Earned										
1. Fire.....	269	269		1	-	-	-	-	-	-		
2.1 Allied lines.....	522	523		1	-	-	-	-	-	-		
2.2 Multiple peril crop.....												
2.3 Federal flood.....												
2.4 Private crop.....												
2.5 Private flood.....												
3. Farmowners multiple peril.....												
4. Homeowners multiple peril.....												
5.1 Commercial multiple peril (non-liability portion).....												
5.2 Commercial multiple peril (liability portion).....												
6. Mortgage guaranty.....												
8. Ocean marine.....	362	363		1	-	-	-	-	-	-		
9. Inland marine.....	1,028	1,030		3	-	-	-	-	-	-		
10. Financial guaranty.....												
11. Medical professional liability.....												
12. Earthquake.....												
13. Group accident and health (b).....												
14. Credit A&H (group and individual).....												
15.1 Collectively renewable A&H (b).....												
15.2 Non-cancelable A&H (b).....												
15.3 Guaranteed renewable A&H (b).....												
15.4 Non-renewable for stated reasons only (b).....												
15.5 Other accident only.....												
15.6 Medicare Title XVIII exempt from state taxes or fees.....												
15.7 All other A&H (b).....												
15.8 Federal employees health benefits plan premium.....												
16. Workers' compensation.....												
17.1 Other liability-occurrence.....												
17.2 Other liability-claims-made.....												
17.3 Excess workers' compensation.....												
18. Products liability.....												
19.1 Private passenger auto no-fault (personal injury protection).....												
19.2 Other private passenger auto liability.....												
19.3 Commercial auto no-fault (personal injury protection).....												
19.4 Other commercial auto liability.....												
21.1 Private passenger auto physical damage.....												
21.2 Commercial auto physical damage.....												
22. Aircraft (all perils).....												
23. Fidelity.....												
24. Surety.....												
26. Burglary and theft.....												
27. Boiler and machinery.....												
28. Credit.....												
30. Warranty.....												
34. Aggregate write-ins for other lines of business.....	0	0	0	0	0	0	0	0	0	0	0	0
35. TOTALS (a).....	2,181	2,185	0	6	0	0	0	0	0	0	0	0

DETAILS OF WRITE-INS

3401.....												
3402.....												
3403.....												
3498. Summary of remaining write-ins for Line 34 from overflow page.....	0	0	0	0	0	0	0	0	0	0	0	0
3499. TOTALS (Lines 3401 through 3403 plus 3498) (Line 34 above).....	0	0	0	0	0	0	0	0	0	0	0	0

(a) Finance and service charges not included in Lines 1 to 35 \$.....0.
 (b) For health business on indicated lines report: Number of persons insured under PPO managed care products.....0 and number of persons insured under indemnity only products.....0.

EXHIBIT OF PREMIUMS AND LOSSES (Statutory Page 14)



NAIC Group Code....0065 NAIC Company Code....10316

BUSINESS IN U.S. VIRGIN ISLANDS DURING THE YEAR

Line of Business	Gross Premiums, Including Policy and Membership Fees, Less Return Premiums and Premiums on Policies not Taken		3 Dividends Paid or Credited to Policyholders on Direct Business	4 Direct Unearned Premium Reserves	5 Direct Losses Paid (deducting salvage)	6 Direct Losses Incurred	7 Direct Losses Unpaid	8 Direct Defense and Cost Containment Expense Paid	9 Direct Defense and Cost Containment Expense Incurred	10 Direct Defense and Cost Containment Expense Unpaid	11 Commissions and Brokerage Expenses	12 Taxes, Licenses and Fees
	1 Direct Premiums Written	2 Direct Premiums Earned										
1. Fire.....	-	-		-	-	-	-	-	-	-		
2.1 Allied lines.....	-	-		-	-	-	-	-	-	-		
2.2 Multiple peril crop.....												
2.3 Federal flood.....												
2.4 Private crop.....												
2.5 Private flood.....												
3. Farmowners multiple peril.....												
4. Homeowners multiple peril.....												
5.1 Commercial multiple peril (non-liability portion).....												
5.2 Commercial multiple peril (liability portion).....												
6. Mortgage guaranty.....												
8. Ocean marine.....	-	-		-	-	-	-	-	-	-		
9. Inland marine.....	-	-		-	-	-	-	-	-	-		
10. Financial guaranty.....												
11. Medical professional liability.....												
12. Earthquake.....												
13. Group accident and health (b).....												
14. Credit A&H (group and individual).....												
15.1 Collectively renewable A&H (b).....												
15.2 Non-cancelable A&H (b).....												
15.3 Guaranteed renewable A&H (b).....												
15.4 Non-renewable for stated reasons only (b).....												
15.5 Other accident only.....												
15.6 Medicare Title XVIII exempt from state taxes or fees.....												
15.7 All other A&H (b).....												
15.8 Federal employees health benefits plan premium.....												
16. Workers' compensation.....												
17.1 Other liability-occurrence.....												
17.2 Other liability-claims-made.....												
17.3 Excess workers' compensation.....												
18. Products liability.....												
19.1 Private passenger auto no-fault (personal injury protection).....												
19.2 Other private passenger auto liability.....												
19.3 Commercial auto no-fault (personal injury protection).....												
19.4 Other commercial auto liability.....												
21.1 Private passenger auto physical damage.....												
21.2 Commercial auto physical damage.....												
22. Aircraft (all perils).....												
23. Fidelity.....												
24. Surety.....												
26. Burglary and theft.....												
27. Boiler and machinery.....	-	-		-	-	-	-	-	-	-		
28. Credit.....												
30. Warranty.....												
34. Aggregate write-ins for other lines of business.....	0	0	0	0	0	0	0	0	0	0	0	0
35. TOTALS (a).....	0	0	0	0	0	0	0	0	0	0	0	0

DETAILS OF WRITE-INS

3401.....												
3402.....												
3403.....												
3498. Summary of remaining write-ins for Line 34 from overflow page.....	0	0	0	0	0	0	0	0	0	0	0	0
3499. TOTALS (Lines 3401 through 3403 plus 3498) (Line 34 above).....	0	0	0	0	0	0	0	0	0	0	0	0

(a) Finance and service charges not included in Lines 1 to 35 \$.....0.

(b) For health business on indicated lines report: Number of persons insured under PPO managed care products.....0 and number of persons insured under indemnity only products.....0.

EXHIBIT OF PREMIUMS AND LOSSES (Statutory Page 14)



BUSINESS IN THE STATE OF VERMONT DURING THE YEAR

NAIC Group Code....0065 NAIC Company Code....10316

19

Line of Business	Gross Premiums, Including Policy and Membership Fees, Less Return Premiums and Premiums on Policies not Taken		3 Dividends Paid or Credited to Policyholders on Direct Business	4 Direct Unearned Premium Reserves	5 Direct Losses Paid (deducting salvage)	6 Direct Losses Incurred	7 Direct Losses Unpaid	8 Direct Defense and Cost Containment Expense Paid	9 Direct Defense and Cost Containment Expense Incurred	10 Direct Defense and Cost Containment Expense Unpaid	11 Commissions and Brokerage Expenses	12 Taxes, Licenses and Fees
	1 Direct Premiums Written	2 Direct Premiums Earned										
1. Fire.....	-	-		-	-	-	-	-	-	-		
2.1 Allied lines.....	-	-		-	-	-	-	-	-	-		
2.2 Multiple peril crop.....												
2.3 Federal flood.....												
2.4 Private crop.....												
2.5 Private flood.....												
3. Farmowners multiple peril.....												
4. Homeowners multiple peril.....												
5.1 Commercial multiple peril (non-liability portion).....												
5.2 Commercial multiple peril (liability portion).....												
6. Mortgage guaranty.....												
8. Ocean marine.....	-	-		-	-	-	-	-	-	-		
9. Inland marine.....	-	-		-	-	-	-	-	-	-		
10. Financial guaranty.....												
11. Medical professional liability.....												
12. Earthquake.....												
13. Group accident and health (b).....												
14. Credit A&H (group and individual).....												
15.1 Collectively renewable A&H (b).....												
15.2 Non-cancelable A&H (b).....												
15.3 Guaranteed renewable A&H (b).....												
15.4 Non-renewable for stated reasons only (b).....												
15.5 Other accident only.....												
15.6 Medicare Title XVIII exempt from state taxes or fees.....												
15.7 All other A&H (b).....												
15.8 Federal employees health benefits plan premium.....												
16. Workers' compensation.....												
17.1 Other liability-occurrence.....												
17.2 Other liability-claims-made.....												
17.3 Excess workers' compensation.....												
18. Products liability.....												
19.1 Private passenger auto no-fault (personal injury protection).....												
19.2 Other private passenger auto liability.....												
19.3 Commercial auto no-fault (personal injury protection).....												
19.4 Other commercial auto liability.....												
21.1 Private passenger auto physical damage.....												
21.2 Commercial auto physical damage.....												
22. Aircraft (all perils).....												
23. Fidelity.....												
24. Surety.....												
26. Burglary and theft.....												
27. Boiler and machinery.....	-	-		-	-	-	-	-	-	-		
28. Credit.....												
30. Warranty.....												
34. Aggregate write-ins for other lines of business.....	0	0	0	0	0	0	0	0	0	0	0	0
35. TOTALS (a).....	0	0	0	0	0	0	0	0	0	0	0	0

DETAILS OF WRITE-INS

3401.....												
3402.....												
3403.....												
3498. Summary of remaining write-ins for Line 34 from overflow page.....	0	0	0	0	0	0	0	0	0	0	0	0
3499. TOTALS (Lines 3401 through 3403 plus 3498) (Line 34 above).....	0	0	0	0	0	0	0	0	0	0	0	0

(a) Finance and service charges not included in Lines 1 to 35 \$.....0.

(b) For health business on indicated lines report: Number of persons insured under PPO managed care products.....0 and number of persons insured under indemnity only products.....0.

EXHIBIT OF PREMIUMS AND LOSSES (Statutory Page 14)



NAIC Group Code....0065 NAIC Company Code....10316

BUSINESS IN THE STATE OF WASHINGTON DURING THE YEAR

19

Line of Business	Gross Premiums, Including Policy and Membership Fees, Less Return Premiums and Premiums on Policies not Taken		3 Dividends Paid or Credited to Policyholders on Direct Business	4 Direct Unearned Premium Reserves	5 Direct Losses Paid (deducting salvage)	6 Direct Losses Incurred	7 Direct Losses Unpaid	8 Direct Defense and Cost Containment Expense Paid	9 Direct Defense and Cost Containment Expense Incurred	10 Direct Defense and Cost Containment Expense Unpaid	11 Commissions and Brokerage Expenses	12 Taxes, Licenses and Fees
	1 Direct Premiums Written	2 Direct Premiums Earned										
1. Fire.....	14,680	14,680		40	-	-	-	-	-	-		
2.1 Allied lines.....	28,496	28,500		78	-	-	-	-	-	-		
2.2 Multiple peril crop.....												
2.3 Federal flood.....												
2.4 Private crop.....												
2.5 Private flood.....												
3. Farmowners multiple peril.....												
4. Homeowners multiple peril.....												
5.1 Commercial multiple peril (non-liability portion).....												
5.2 Commercial multiple peril (liability portion).....												
6. Mortgage guaranty.....												
8. Ocean marine.....	19,765	19,767		54	-	-	-	-	-	-		
9. Inland marine.....	56,077	56,083		154	-	-	-	-	-	-		
10. Financial guaranty.....												
11. Medical professional liability.....												
12. Earthquake.....												
13. Group accident and health (b).....												
14. Credit A&H (group and individual).....												
15.1 Collectively renewable A&H (b).....												
15.2 Non-cancelable A&H (b).....												
15.3 Guaranteed renewable A&H (b).....												
15.4 Non-renewable for stated reasons only (b).....												
15.5 Other accident only.....												
15.6 Medicare Title XVIII exempt from state taxes or fees.....												
15.7 All other A&H (b).....												
15.8 Federal employees health benefits plan premium.....												
16. Workers' compensation.....												
17.1 Other liability-occurrence.....					35,264	(187,574)	13,265,076	30,035	1,113,223	1,027,702		
17.2 Other liability-claims-made.....												
17.3 Excess workers' compensation.....												
18. Products liability.....									12,975			
19.1 Private passenger auto no-fault (personal injury protection).....												
19.2 Other private passenger auto liability.....												
19.3 Commercial auto no-fault (personal injury protection).....												
19.4 Other commercial auto liability.....												
21.1 Private passenger auto physical damage.....												
21.2 Commercial auto physical damage.....												
22. Aircraft (all perils).....												
23. Fidelity.....												
24. Surety.....												
26. Burglary and theft.....												
27. Boiler and machinery.....												
28. Credit.....												
30. Warranty.....												
34. Aggregate write-ins for other lines of business.....	0	0	0	0	0	0	0	0	0	0	0	0
35. TOTALS (a).....	119,018	119,030	0	326	35,264	(187,574)	13,265,076	30,035	1,126,198	1,027,702	0	0

DETAILS OF WRITE-INS

3401.....												
3402.....												
3403.....												
3498. Summary of remaining write-ins for Line 34 from overflow page.....	0	0	0	0	0	0	0	0	0	0	0	0
3499. TOTALS (Lines 3401 through 3403 plus 3498) (Line 34 above).....	0	0	0	0	0	0	0	0	0	0	0	0

(a) Finance and service charges not included in Lines 1 to 35 \$.....0.

(b) For health business on indicated lines report: Number of persons insured under PPO managed care products.....0 and number of persons insured under indemnity only products.....0.

EXHIBIT OF PREMIUMS AND LOSSES (Statutory Page 14)



NAIC Group Code....0065 NAIC Company Code....10316

BUSINESS IN THE STATE OF WISCONSIN DURING THE YEAR

Line of Business	Gross Premiums, Including Policy and Membership Fees, Less Return Premiums and Premiums on Policies not Taken		3 Dividends Paid or Credited to Policyholders on Direct Business	4 Direct Unearned Premium Reserves	5 Direct Losses Paid (deducting salvage)	6 Direct Losses Incurred	7 Direct Losses Unpaid	8 Direct Defense and Cost Containment Expense Paid	9 Direct Defense and Cost Containment Expense Incurred	10 Direct Defense and Cost Containment Expense Unpaid	11 Commissions and Brokerage Expenses	12 Taxes, Licenses and Fees
	1 Direct Premiums Written	2 Direct Premiums Earned										
1. Fire.....	-	-		-	-	-	-	-	-	-		
2.1 Allied lines.....	-	-		-	-	-	-	-	-	-		
2.2 Multiple peril crop.....												
2.3 Federal flood.....												
2.4 Private crop.....												
2.5 Private flood.....												
3. Farmowners multiple peril.....												
4. Homeowners multiple peril.....												
5.1 Commercial multiple peril (non-liability portion).....												
5.2 Commercial multiple peril (liability portion).....												
6. Mortgage guaranty.....												
8. Ocean marine.....	-	-		-	-	-	-	-	-	-		
9. Inland marine.....	-	-		-	-	-	-	-	-	-		
10. Financial guaranty.....												
11. Medical professional liability.....												
12. Earthquake.....												
13. Group accident and health (b).....												
14. Credit A&H (group and individual).....												
15.1 Collectively renewable A&H (b).....												
15.2 Non-cancelable A&H (b).....												
15.3 Guaranteed renewable A&H (b).....												
15.4 Non-renewable for stated reasons only (b).....												
15.5 Other accident only.....												
15.6 Medicare Title XVIII exempt from state taxes or fees.....												
15.7 All other A&H (b).....												
15.8 Federal employees health benefits plan premium.....												
16. Workers' compensation.....												
17.1 Other liability-occurrence.....												
17.2 Other liability-claims-made.....												
17.3 Excess workers' compensation.....												
18. Products liability.....												
19.1 Private passenger auto no-fault (personal injury protection).....												
19.2 Other private passenger auto liability.....												
19.3 Commercial auto no-fault (personal injury protection).....												
19.4 Other commercial auto liability.....												
21.1 Private passenger auto physical damage.....												
21.2 Commercial auto physical damage.....												
22. Aircraft (all perils).....												
23. Fidelity.....												
24. Surety.....												
26. Burglary and theft.....												
27. Boiler and machinery.....	-	-		-	-	-	-	-	-	-		
28. Credit.....												
30. Warranty.....												
34. Aggregate write-ins for other lines of business.....	0	0	0	0	0	0	0	0	0	0	0	0
35. TOTALS (a).....	0	0	0	0	0	0	0	0	0	0	0	0

DETAILS OF WRITE-INS

3401.....												
3402.....												
3403.....												
3498. Summary of remaining write-ins for Line 34 from overflow page.....	0	0	0	0	0	0	0	0	0	0	0	0
3499. TOTALS (Lines 3401 through 3403 plus 3498) (Line 34 above).....	0	0	0	0	0	0	0	0	0	0	0	0

(a) Finance and service charges not included in Lines 1 to 35 \$.....0.

(b) For health business on indicated lines report: Number of persons insured under PPO managed care products.....0 and number of persons insured under indemnity only products.....0.

EXHIBIT OF PREMIUMS AND LOSSES (Statutory Page 14)



NAIC Group Code....0065 NAIC Company Code....10316

BUSINESS IN THE STATE OF WEST VIRGINIA DURING THE YEAR

19

Line of Business	Gross Premiums, Including Policy and Membership Fees, Less Return Premiums and Premiums on Policies not Taken		3 Dividends Paid or Credited to Policyholders on Direct Business	4 Direct Unearned Premium Reserves	5 Direct Losses Paid (deducting salvage)	6 Direct Losses Incurred	7 Direct Losses Unpaid	8 Direct Defense and Cost Containment Expense Paid	9 Direct Defense and Cost Containment Expense Incurred	10 Direct Defense and Cost Containment Expense Unpaid	11 Commissions and Brokerage Expenses	12 Taxes, Licenses and Fees
	1 Direct Premiums Written	2 Direct Premiums Earned										
1. Fire.....	440	440		1	-	-	-	-	-	-		
2.1 Allied lines.....	855	854		2	-	-	-	-	-	-		
2.2 Multiple peril crop.....												
2.3 Federal flood.....												
2.4 Private crop.....												
2.5 Private flood.....												
3. Farmowners multiple peril.....												
4. Homeowners multiple peril.....												
5.1 Commercial multiple peril (non-liability portion).....												
5.2 Commercial multiple peril (liability portion).....												
6. Mortgage guaranty.....												
8. Ocean marine.....	593	593		2	-	-	-	-	-	-		
9. Inland marine.....	1,683	1,682		5	-	-	1,000	-	-	-		
10. Financial guaranty.....												
11. Medical professional liability.....												
12. Earthquake.....												
13. Group accident and health (b).....												
14. Credit A&H (group and individual).....												
15.1 Collectively renewable A&H (b).....												
15.2 Non-cancelable A&H (b).....												
15.3 Guaranteed renewable A&H (b).....												
15.4 Non-renewable for stated reasons only (b).....												
15.5 Other accident only.....												
15.6 Medicare Title XVIII exempt from state taxes or fees.....												
15.7 All other A&H (b).....												
15.8 Federal employees health benefits plan premium.....												
16. Workers' compensation.....												
17.1 Other liability-occurrence.....												
17.2 Other liability-claims-made.....												
17.3 Excess workers' compensation.....												
18. Products liability.....									(155)			
19.1 Private passenger auto no-fault (personal injury protection).....												
19.2 Other private passenger auto liability.....												
19.3 Commercial auto no-fault (personal injury protection).....												
19.4 Other commercial auto liability.....												
21.1 Private passenger auto physical damage.....												
21.2 Commercial auto physical damage.....												
22. Aircraft (all perils).....												
23. Fidelity.....												
24. Surety.....												
26. Burglary and theft.....												
27. Boiler and machinery.....												
28. Credit.....												
30. Warranty.....												
34. Aggregate write-ins for other lines of business.....	0	0	0	0	0	0	0	0	0	0	0	0
35. TOTALS (a).....	3,571	3,569	0	10	0	0	1,000	0	(155)	0	0	0

DETAILS OF WRITE-INS

3401.....												
3402.....												
3403.....												
3498. Summary of remaining write-ins for Line 34 from overflow page.....	0	0	0	0	0	0	0	0	0	0	0	0
3499. TOTALS (Lines 3401 through 3403 plus 3498) (Line 34 above).....	0	0	0	0	0	0	0	0	0	0	0	0

(a) Finance and service charges not included in Lines 1 to 35 \$.....0.

(b) For health business on indicated lines report: Number of persons insured under PPO managed care products.....0 and number of persons insured under indemnity only products.....0.

EXHIBIT OF PREMIUMS AND LOSSES (Statutory Page 14)



BUSINESS IN THE STATE OF WYOMING DURING THE YEAR

NAIC Group Code....0065 NAIC Company Code....10316

Line of Business	Gross Premiums, Including Policy and Membership Fees, Less Return Premiums and Premiums on Policies not Taken		3 Dividends Paid or Credited to Policyholders on Direct Business	4 Direct Unearned Premium Reserves	5 Direct Losses Paid (deducting salvage)	6 Direct Losses Incurred	7 Direct Losses Unpaid	8 Direct Defense and Cost Containment Expense Paid	9 Direct Defense and Cost Containment Expense Incurred	10 Direct Defense and Cost Containment Expense Unpaid	11 Commissions and Brokerage Expenses	12 Taxes, Licenses and Fees
	1 Direct Premiums Written	2 Direct Premiums Earned										
1. Fire.....	-	-		-	-	-	-	-	-	-		
2.1 Allied lines.....	-	-		-	-	-	-	-	-	-		
2.2 Multiple peril crop.....												
2.3 Federal flood.....												
2.4 Private crop.....												
2.5 Private flood.....												
3. Farmowners multiple peril.....												
4. Homeowners multiple peril.....												
5.1 Commercial multiple peril (non-liability portion).....												
5.2 Commercial multiple peril (liability portion).....												
6. Mortgage guaranty.....												
8. Ocean marine.....	-	-		-	-	-	-	-	-	-		
9. Inland marine.....	-	-		-	-	-	-	-	-	-		
10. Financial guaranty.....												
11. Medical professional liability.....												
12. Earthquake.....												
13. Group accident and health (b).....												
14. Credit A&H (group and individual).....												
15.1 Collectively renewable A&H (b).....												
15.2 Non-cancelable A&H (b).....												
15.3 Guaranteed renewable A&H (b).....												
15.4 Non-renewable for stated reasons only (b).....												
15.5 Other accident only.....												
15.6 Medicare Title XVIII exempt from state taxes or fees.....												
15.7 All other A&H (b).....												
15.8 Federal employees health benefits plan premium.....												
16. Workers' compensation.....												
17.1 Other liability-occurrence.....												
17.2 Other liability-claims-made.....												
17.3 Excess workers' compensation.....												
18. Products liability.....												
19.1 Private passenger auto no-fault (personal injury protection).....												
19.2 Other private passenger auto liability.....												
19.3 Commercial auto no-fault (personal injury protection).....												
19.4 Other commercial auto liability.....												
21.1 Private passenger auto physical damage.....												
21.2 Commercial auto physical damage.....												
22. Aircraft (all perils).....												
23. Fidelity.....												
24. Surety.....												
26. Burglary and theft.....												
27. Boiler and machinery.....	-	-		-	-	-	-	-	-	-		
28. Credit.....												
30. Warranty.....												
34. Aggregate write-ins for other lines of business.....	0	0	0	0	0	0	0	0	0	0	0	0
35. TOTALS (a).....	0	0	0	0	0	0	0	0	0	0	0	0

DETAILS OF WRITE-INS

3401.....												
3402.....												
3403.....												
3498. Summary of remaining write-ins for Line 34 from overflow page.....	0	0	0	0	0	0	0	0	0	0	0	0
3499. TOTALS (Lines 3401 through 3403 plus 3498) (Line 34 above).....	0	0	0	0	0	0	0	0	0	0	0	0

(a) Finance and service charges not included in Lines 1 to 35 \$.....0.

(b) For health business on indicated lines report: Number of persons insured under PPO managed care products.....0 and number of persons insured under indemnity only products.....0.

SCHEDULE F - PART 1

Assumed Reinsurance as of December 31, Current Year (\$000 Omitted)

1 ID Number	2 NAIC Company Code	3 Name of Reinsured	4 Domiciliary Jurisdiction	5 Assumed Premium	Reinsurance On			9 Contingent Commissions Payable	10 Assumed Premiums Receivable	11 Unearned Premium	12 Funds Held by or Deposited With Reinsured Companies	13 Letters of Credit Posted	14 Amount of Assets Pledged or Compensating Balances to Secure Letters of Credit	15 Amount of Assets Pledged or Collateral Held in Trust
					6 Paid Losses and Loss Adjustment Expenses	7 Known Case Losses and LAE	8 Cols. 6 + 7							
Affiliates - U. S. Intercompany Pooling														
05-0316605..	21482....	FACTORY MUTUAL INSURANCE COMPANY.....	RI.....	70,515	27,106		27,106		16,983					
0199999.	Affiliates - U. S. Intercompany Pooling.....			70,515	27,106	0	27,106	0	16,983	0	0	0	0	0
0899999.	Total Affiliates.....			70,515	27,106	0	27,106	0	16,983	0	0	0	0	0
9999999.	Totals.....			70,515	27,106	0	27,106	0	16,983	0	0	0	0	0

SCHEDULE F - PART 2

Premium Portfolio Reinsurance Effected or (Canceled) during Current Year

1 ID Number	2 NAIC Company Code	3 Name of Company	4 Date of Contract	5 Original Premium	6 Reinsurance Premium
-------------------	------------------------------	----------------------	-----------------------	-----------------------	--------------------------

NONE

SCHEDULE F - PART 3

Ceded Reinsurance as of December 31, Current Year (\$000 Omitted)

1 ID Number	2 NAIC Company Code	3 Name of Reinsurer	4 Domiciliary Jurisdiction	5 Special Code	6 Reinsurance Premiums Ceded	Reinsurance Recoverable on										Reinsurance Payable		18 Net Amount Recoverable From Reinsurers Col. 15-[16+17]	19 Funds Held By Company Under Reinsurance Treaties
						7 Paid Losses	8 Paid LAE	9 Known Case Loss Reserves	10 Known Case LAE Reserves	11 IBNR Loss Reserves	12 IBNR LAE Reserves	13 Unearned Premiums	14 Contingent Commissions	15 Cols. 7 through 14 Totals	16 Ceded Balances Payable	17 Other Amounts Due to Reinsurers			
Authorized Affiliates-U.S. Non-Pool - Other																			
05-0316605	21482	FACTORY MUTUAL INSURANCE COMPANY	RI		10												0		0
0399999		Total Authorized Affiliates - U.S. Non-Pool - Other			10	0	0	0	0	0	0	0	0	0	0	0	0	0	0
0499999		Total Authorized Affiliates - U.S. Non-Pool - Total			10	0	0	0	0	0	0	0	0	0	0	0	0	0	0
0899999		Total Authorized Affiliates			10	0	0	0	0	0	0	0	0	0	0	0	0	0	0
Authorized Other U.S. Unaffiliated Insurers																			
06-0237820	20699	ACE PROPERTY & CASUALTY INS CO	PA			1		222	23	761	138						1,145		1,145
36-0719665	19232	ALLSTATE INSURANCE COMPANY	IL			2		227	23	761	138						1,151		1,151
13-5124990	19380	AMERICAN HOME ASSURANCE COMPANY	NY						23	761	138						922		922
94-1390273	19801	ARGONAUT INSURANCE COMPANY	IL			1		450	23	761	138						1,373		1,373
39-0971527	10472	CAPITOL INDEMNITY CORPORATION	WI					30	23	761	138						952		952
13-2781282	25070	CLEARWATER INSURANCE COMPANY	DE			8		798	23	761	138						1,728		1,728
13-5010440	35289	CONTINENTAL INSURANCE COMPANY	PA					75	46	1,522	276						1,919		1,919
38-2145898	33499	DORINCO REINSURANCE COMPANY	MI					125	23	761	138						1,047		1,047
39-0264050	21458	EMPLOYERS INSURANCE OF WAUSAU	WI						23	761	138						922		922
22-2005057	26921	EVEREST REINSURANCE COMPANY	DE		1	4		1,120	23	761	138						2,046		2,046
74-1280541	24384	FAIRMONT SPECIALTY INS CO	CA			2		178	23	761	138						1,102		1,102
75-1588101	35882	GEICO GENERAL INSURANCE COMPANY	MD						23	761	138						922		922
13-2673100	22039	GENERAL REINSURANCE CORP	DE					1	23	761	138						923		923
13-1958482	11967	GENERAL STAR NATIONAL INS. CO	DE			1		47	23	761	138						970		970
13-5617450	11231	GENERALI US BRANCH	NY						23	761	138						922		922
59-1027412	22578	HORACE MANN INSURANCE COMPANY	IL						23	761	138						922		922
23-0723970	22713	INSURANCE COMPANY OF NORTH AMERICA	PA						23	761	138						922		922
13-4924125	10227	MUNICH REINSURANCE AMERICA INC	DE						23	761	138						922		922
38-0865250	11991	NATIONAL CASUALTY COMPANY	OH					20	23	761	138						942		942
25-0410420	24147	OLD REPUBLIC INSURANCE CO	PA			2		178	23	761	138						1,102		1,102
23-1642962	12262	PENNSYLVANIA MANUFACTURERS ASSOC INS	PA					25	23	761	138						947		947
95-2801326	22179	REPUBLIC INDEMNITY COMPANY OF AMERICA	CA					11	23	761	138						933		933
16-0366830	22314	RSUI IND CO	NH					75	23	761	138						997		997
75-1444207	30058	SCOR REINSURANCE COMPANY	NY					350	23	761	138						1,272		1,272
13-2997499	38776	SIRIUS AMERICA INSURANCE CO	NY					71	23	761	138						995		995
75-1670124	38318	STARR IND & LIAB COMPANY	TX					263	23	761	138						1,187		1,187
31-4423946	10952	STONEBRIDGE CASUALTY INS COMPANY	OH					20	23	761	138						942		942
13-1675535	25364	SWISS REINSURANCE AMERICA CORPORATION	NY			1		243	23	761	138						1,167		1,167
13-2918573	42439	TOA-RE INSURANCE COMPANY OF AMERICA	DE					125	23	761	138						1,047		1,047
06-0566050	25658	TRAVELERS INDEMNITY COMPANY	CT						46	1,522	276						1,844		1,844
48-0921045	39845	WESTPORT INSURANCE CORPORATION	MO						23	761	138						922		922
13-1290712	20583	XL REINSURANCE AMERICA INC	NY					359	23	761	138						1,283		1,283

SCHEDULE F - PART 3

Ceded Reinsurance as of December 31, Current Year (\$000 Omitted)

1 ID Number	2 NAIC Company Code	3 Name of Reinsurer	4 Domiciliary Jurisdiction	5 Special Code	6 Reinsurance Premiums Ceded	Reinsurance Recoverable on										Reinsurance Payable		18 Net Amount Recoverable From Reinsurers Col. 15-[16+17]	19 Funds Held By Company Under Reinsurance Treaties
						7 Paid Losses	8 Paid LAE	9 Known Case Loss Reserves	10 Known Case LAE Reserves	11 IBNR Loss Reserves	12 IBNR LAE Reserves	13 Unearned Premiums	14 Contingent Commissions	15 Cols. 7 through 14 Totals	16 Ceded Balances Payable	17 Other Amounts Due to Reinsurers			
0999998		Total Authorized Other U.S. Unaffiliated Insurers (Under \$100,000).....								(18)					(18)	2		(20)	
0999999		Total Authorized Other U.S. Unaffiliated Insurers.....			2	29	0	5,013	782	25,856	4,692	0	0	36,372	2	0	36,370	0	
Authorized Pools-Voluntary Pools																			
AA-9995081	00000	AGENCY MANAGERS LTD.....	NY.....			1		47							48			48	
AA-9995022	00000	EXCESS AND CASUALTY REINSURANCE ASSOC.....	PA.....			217	206	1,698	23	761	138			3,043			3,043		
1199999		Total Authorized Pools - Voluntary Pools.....			0	218	206	1,745	23	761	138	0	0	3,091	0	0	3,091	0	
Authorized Other Non-U.S. Insurers																			
AA-1360015	00000	ASSICURAZIONI GEN S P A.....	ITA.....						23	761	138			922			922		
AA-5280012	00000	CENTRAL REINSURANCE CORPORATION.....	TWN.....						23	761	138			922			922		
AA-3190080	00000	HEDDINGTON INSURANCE LTD.....	BMU.....					25	23	761	138			947			947		
AA-2230425	00000	I.R.B., IST. DE RESS DO BRAZIL.....	BRA.....			3		157	23	761	138			1,082			1,082		
AA-1126205	00000	LLOYDS - SYNDICATE # 205.....	GBR.....						23	761	138			922			922		
AA-1580065	00000	NISSAN FIRE & MARINE INSURANCE CO. LTD.....	JPN.....						23	761	138			922			922		
AA-1120431	00000	TUREGUM INSURANCE COMPANY (UK) LIMITED.....	GBR.....						23	761	138			922			922		
AA-1121480	00000	UNIONAMERICA INSURANCE COMPANY LTD.....	GBR.....						23	761	138			922			922		
AA-1460185	00000	WINTERTHUR SCHWEIZERISCHE VERSGES AG.....	CHE.....						23	761	138			922			922		
AA-1121575	00000	YASUDA FIRE & MARINE INS CO OF EUROPE.....	GBR.....						23	761	138			922			922		
1299999		Total Authorized Other Non-U.S. Insurers.....			0	3	0	182	230	7,610	1,380	0	0	9,405	0	0	9,405	0	
1399999		Total Authorized.....			12	250	206	6,940	1,035	34,227	6,210	0	0	48,868	2	0	48,866	0	
Unauthorized Other U.S. Unaffiliated Insurers																			
63-0329091	25186	EMC PROPERTY & CASUALTY.....	IA.....						23	761	138			922			922		
42-1158991	40509	EMC REINS COMPANY.....	IA.....					11	23	761	138			933			933		
95-1466743	19852	FINANCIAL INDEMNITY COMPANY.....	IL.....			1		41	23	761	138			964			964		
2299999		Total Unauthorized Other U.S. Unaffiliated Insurers.....			0	1	0	52	69	2,283	414	0	0	2,819	0	0	2,819	0	
Unauthorized Other Non-U.S. Insurers																			
AA-3190906	00000	AEOLUS.....	BMU.....		1									0			0		
AA-1340085	00000	E+S RUCKVERSICHERUNGS AKLIENGESELLSCHAFT.....	DEU.....					5	23	761	138			927			927		
AA-1120255	00000	FORTIS INS LTD.....	GBR.....						23	761	138			922			922		
AA-1120887	00000	LONDON & EDINBURG INSURANCE CO. LTD.....	GBR.....						23	761	138			922			922		
AA-3190986	00000	MUSTANG RE LTD.....	BMU.....		15,876								43	43			43		
AA-1121077	00000	NISSAN INS. CO. (EUROPE) LTD.....	GBR.....						23	761	138			922			922		
AA-1320230	00000	PFA TIARD.....	FRA.....						23	761	138			922			922		
AA-1122004	00000	SLATER WALKER INSURANCE COMPANY LTD.....	GBR.....						23	761	138			922			922		
AA-1121375	00000	ST PAUL TRAVELERS INS CO LTD.....	GBR.....						23	761	138			922			922		
2599999		Total Unauthorized Other Non-U.S. Insurers.....			15,877	0	0	5	161	5,327	966	43	0	6,502	0	0	6,502	0	
2699999		Total Unauthorized.....			15,877	1	0	57	230	7,610	1,380	43	0	9,321	0	0	9,321	0	
Certified Other Non-U.S. Insurers																			
CR-1340125	00000	HANNOVER RUCKVERSICHERUNGS AG.....	DEU.....		1									0			0		

22.1

SCHEDULE F - PART 3

Ceded Reinsurance as of December 31, Current Year (\$000 Omitted)

1 ID Number	2 NAIC Company Code	3 Name of Reinsurer	4 Domiciliary Jurisdiction	5 Special Code	6 Reinsurance Premiums Ceded	Reinsurance Recoverable on									Reinsurance Payable		18 Net Amount Recoverable From Reinsurers Col. 15-[16+17]	19 Funds Held By Company Under Reinsurance Treaties	
						7 Paid Losses	8 Paid LAE	9 Known Case Loss Reserves	10 Known Case LAE Reserves	11 IBNR Loss Reserves	12 IBNR LAE Reserves	13 Unearned Premiums	14 Contingent Commissions	15 Cols. 7 through 14 Totals	16 Ceded Balances Payable	17 Other Amounts Due to Reinsurers			
3899999		Total Certified Other Non-U.S. Insurers.....			1	0	0	0	0	0	0	0	0	0	0	0	0	0	0
3999999		Total Certified.....			1	0	0	0	0	0	0	0	0	0	0	0	0	0	0
4099999		Total Authorized, Unauthorized and Certified.....			15,890	251	206	6,997	1,265	41,837	7,590	43	0	58,189	2	0	58,187	0	
9999999		Totals.....			15,890	251	206	6,997	1,265	41,837	7,590	43	0	58,189	2	0	58,187	0	

Note: A. Report the five largest provisional commission rates included in the cedant's reinsurance treaties. The commission rate to be reported is by contract with ceded premium in excess of \$50,000.

1 Name of Reinsurer	2 Commission Rate	3 Ceded Premium
(1)
(2)
(3)
(4)
(5)

B. Report the five largest reinsurance recoverables reported in Column 15, due from any one reinsurer (based on the total recoverables, Line 9999999, Column 15), the amount of ceded premium, and indicate whether the recoverables are due from an affiliated insurer.

1 Name of Reinsurer	2 Total Recoverables	3 Ceded Premiums	4 Affiliated	
(1) EXCESS AND CASUALTY REINSURANCE A.....	3,044	Yes []	No [X]
(2) EVEREST REINSURANCE COMPANY.....	2,047	1	Yes []	No [X]
(3) CONTINENTAL INSURANCE COMPANY.....	1,919	Yes []	No [X]
(4) TRAVELERS INDEMNITY COMPANY.....	1,844	Yes []	No [X]
(5) CLEARWATER INSURANCE COMPANY.....	1,729	Yes []	No [X]

SCHEDULE F - PART 4

Aging of Ceded Reinsurance as of December 31, Current Year (\$000 Omitted)

1 ID Number	2 NAIC Company Code	3 Name of Reinsurer	4 Domiciliary Jurisdiction	Reinsurance Recoverable on Paid Losses and Paid Loss Adjustment Expenses						11 Total Due Cols. 5 + 10	12 Percentage Overdue Col. 10 / Col. 11	13 Percentage More Than 120 Days Overdue Col. 9 / Col. 11
				5 Current	Overdue				10 Total Overdue Cols. 6 + 7 + 8 + 9			
					6 1 to 29 Days	7 30 to 90 Days	8 91 to 120 Days	9 Over 120 Days				
Authorized Other U.S. Unaffiliated Insurers												
06-0237820..	20699.....	ACE PROPERTY & CASUALTY INS CO.....	PA.....	1					0	1	.00	0.0
36-0719665..	19232.....	ALLSTATE INSURANCE COMPANY.....	IL.....	2					0	2	.00	0.0
94-1390273..	19801.....	ARGONAUT INSURANCE COMPANY.....	IL.....	1					0	1	.00	0.0
39-0971527..	10472.....	CAPITOL INDEMNITY CORPORATION.....	WI.....						0	0	.00	0.0
13-2781282..	25070.....	CLEARWATER INSURANCE COMPANY.....	DE.....	5	3				3	8	37.5	0.0
22-2005057..	26921.....	EVEREST REINSURANCE COMPANY.....	DE.....	4					0	4	.00	0.0
74-1280541..	24384.....	FAIRMONT SPECIALTY INS CO.....	CA.....	2					0	2	.00	0.0
13-1958482..	11967.....	GENERAL STAR NATIONAL INS. CO.....	DE.....	1					0	1	.00	0.0
25-0410420..	24147.....	OLD REPUBLIC INSURANCE CO.....	PA.....	2					0	2	.00	0.0
13-2997499..	38776.....	SIRIUS AMERICA INSURANCE CO.....	NY.....	1	1				1	2	50.0	0.0
75-1670124..	38318.....	STARR IND & LIAB COMPANY.....	TX.....	2					0	2	.00	0.0
13-1675535..	25364.....	SWISS REINSURANCE AMERICA CORPORATION.....	NY.....	2					0	2	.00	0.0
13-1290712..	20583.....	XL REINSURANCE AMERICA INC.....	NY.....	2					0	2	.00	0.0
0999999.	Total Authorized - Other U.S. Unaffiliated Insurers.....			25	0	4	0	0	4	29	13.8	0.0
Authorized Pools-Voluntary Pools												
AA-9995081.	00000.....	AGENCY MANAGERS LTD.....	NY.....	1					0	1	.00	0.0
AA-9995022.	00000.....	EXCESS AND CASUALTY REINSURANCE ASSOC.....	PA.....	7	3	1	414	418	425	425	98.4	97.4
1199999.	Total Authorized - Pools - Voluntary Pools.....			8	0	3	1	414	418	426	98.1	97.2
Authorized Other Non-U.S. Insurers												
AA-2230425.	00000.....	I.R.B., IST. DE RESS DO BRAZIL.....	BRA.....	2		1			1	3	33.3	0.0
1299999.	Total Authorized - Other Non-U.S. Insurers.....			2	0	1	0	0	1	3	33.3	0.0
1399999.	Total Authorized.....			35	0	8	1	414	423	458	92.4	90.4
4099999.	Total Authorized, Unauthorized and Certified.....			35	0	8	1	414	423	458	92.4	90.4
9999999.	Totals.....			35	0	8	1	414	423	458	92.4	90.4

SCHEDULE F - PART 5

Provision for Unauthorized Reinsurance as of December 31, Current Year (\$000 Omitted)

1 ID Number	2 NAIC Company Code	3 Name of Reinsurer	4 Domi- ciliary Juris- diction	5 Special Code	6 Reinsurance Recoverable all Items Schedule F, Part 3, Col. 15	7 Funds Held By Company Under Reinsurance Treaties	8 Letters of Credit	9 Issuing or Confirming Bank Reference Number (a)	10 Ceded Balances Payable	11 Miscellaneous Balances Payable	12 Trust Funds and Other Allowed Offset Items	13 Total Collateral and Offsets Allowed (Cols. 7+8+10 + 11 + 12 but not in Excess of Col. 6)	14 Provision for Unauthorized Reinsurance (Col. 6 minus Col. 13)	15 Recoverable Paid Losses & LAE Expenses Over 90 Days Past Due not in Dispute	16 20% of Amount in Col. 15	17 20% of Amount in Dispute Included in Col. 6	18 Provision for Overdue Reinsurance (Col. 16 plus Col. 17)	19 Total Provision for Reinsurance Ceded to Unauthorized Reinsurers (Col. 14 plus Col. 18 but not in Excess of Col. 6)
Other U.S. Unaffiliated Insurers																		
63-0329091..	25186.....	EMC PROPERTY & CASUALTY.....	IA.....		23							0	23		0		0	23
42-1158991..	40509.....	EMC REINS COMPANY.....	IA.....		34							0	34		0		0	34
95-1466743..	19852.....	FINANCIAL INDEMNITY COMPANY.....	IL.....		65							0	65		0		0	65
0999999.		Total Other U.S. Unaffiliated Insurers.....			122	0	0	XXX	0	0	0	0	122	0	0	0	0	122
Other Non-U.S. Insurers																		
AA-1340085.	00000.....	E+S RUCKVERSICHERUNGS AKLIENGESELSCHAFT.....	DEU..		28							0	28		0		0	28
AA-1120255.	00000.....	FORTIS INS LTD.....	GBR..		23							0	23		0		0	23
AA-1120887.	00000.....	LONDON & EDINBURG INSURANCE CO. LTD.....	GBR..		23							0	23		0		0	23
AA-3190986.	00000.....	MUSTANG RE LTD.....	BMU..		43					43		43	0		0		0	0
AA-1121077.	00000.....	NISSAN INS. CO. (EUROPE) LTD.....	GBR..		23							0	23		0		0	23
AA-1320230.	00000.....	PFA TIARD.....	FRA..		23							0	23		0		0	23
AA-1122004.	00000.....	SLATER WALKER INSURANCE COMPANY LTD.....	GBR..		23							0	23		0		0	23
AA-1121375.	00000.....	ST PAUL TRAVELERS INS CO LTD.....	GBR..		23							0	23		0		0	23
1299999.		Total Other Non-U.S. Insurers.....			209	0	0	XXX	0	0	43	43	166	0	0	0	0	166
1399999.		Total Affiliates and Others.....			331	0	0	XXX	0	0	43	43	288	0	0	0	0	288
9999999.		Totals.....			331	0	0	XXX	0	0	43	43	288	0	0	0	0	288

1. Amounts in dispute totaling \$.....0 are included in Column 6.
2. Amounts in dispute totaling \$.....0 are excluded from Column 15.

Sch. F - Pt. 6 - Sn. 1
NONE

Sch. F - Pt. 6 - Sn. 2
NONE

SCHEDULE F - PART 7

Provision for Overdue Authorized Reinsurance as of December 31, Current Year

1 ID Number	2 NAIC Company Code	3 Name of Reinsurer	4 Reinsurance Recoverable on Paid Losses and LAE More Than 90 Days Overdue (a)	5 Total Reinsurance Recoverable on Paid Losses and Paid LAE (b)	6 Amounts Received Prior 90 Days	7 Col. 4 divided by (Cols. 5 + 6)	8 Amounts in Col. 4 for Companies Reporting less than 20% in Col. 7	9 Amounts in Dispute Excluded from Col. 4 for Companies Reporting less than 20% in Col. 7	10 20% of Amount in Col. 9	11 Amount Reported in Col. 8 x 20% + Col. 10
Overdue Authorized Reinsurance										
AA-9995022	00000	EXCESS AND CASUALTY REINSURANCE ASSOC.....	414,223	423,491	689,647	37.2	.0		.0	.0
9999999	Totals	414,223	423,491	689,647	XXX	.0		.0	.0

(a) From Schedule F-Part 4 Columns 8 + 9, total authorized, less \$.0 in dispute.

(b) From Schedule F-Part 3 Columns 7 + 8, total authorized, less \$.0 in dispute.

SCHEDULE F - PART 8

Provision for Overdue Reinsurance as of December 31, Current Year

1 ID Number	2 NAIC Company Code	3 Name of Reinsurer	4 Reinsurance Recoverable All Items	5 Funds Held by Company Under Reinsurance Treaties	6 Letters of Credit	7 Ceded Balances Payable	8 Other Miscellaneous Balances	9 Other Allowed Offset Items	10 Sum of Cols. 5 through 9 but not in Excess of Col. 4	11 Col. 4 Minus Col. 10	12 Greater of Col. 11 or Schedule F - Part 4 Cols. 8 + 9
Overdue Reinsurance											
AA-9995022	00000	EXCESS AND CASUALTY REINSURANCE ASSOC.....	3,044,208						0	3,044,208	3,044,208
9999999	Totals		3,044,208	0	0	0	0	0	0	3,044,208	3,044,208
											1. Total.....
											3,044,208
											2. Line 1 x .20.....
											608,842
											3. Schedule F - Part 7 Col. 11.....
											608,842
											4. Provision for Overdue Authorized Reinsurance (Lines 2 + 3).....
											288,000
											5. Provision for Reinsurance Ceded to Unauthorized Reinsurers (Schedule F- Part 5 Col. 19 x 1000).....
											6. Provision for Reinsurance Ceded to Certified Reinsurers (Schedule F, Part 6, Section 1, Col. 21 x 1000).....
											7. Provision for Overdue Reinsurance Ceded to Certified Reinsurers (Schedule F, Part 6, Section 2, Col. 15 x 1000).....
											8. Provision for Reinsurance (sum Lines 4 + 5 + 6 + 7) (Enter this amount on Page 3, Line 16).....
											896,842

SCHEDULE F - PART 9

Restatement of Balance Sheet to Identify Net Credit for Reinsurance

	1 As Reported (Net of Ceded)	2 Restatement Adjustments	3 Restated (Gross of Ceded)
ASSETS (Page 2, Col. 3)			
1. Cash and invested assets (Line 12).....	299,965,016		299,965,016
2. Premiums and considerations (Line 15).....	16,982,930		16,982,930
3. Reinsurance recoverable on loss and loss adjustment expense payments (Line 16.1).....	458,108	(458,108)	.0
4. Funds held by or deposited with reinsured companies (Line 16.2).....			.0
5. Other assets.....	8,566,077		8,566,077
6. Net amount recoverable from reinsurers.....		57,323,454	57,323,454
7. Protected cell assets (Line 27).....			.0
8. Totals (Line 28).....	325,972,131	56,865,346	382,837,477
LIABILITIES (Page 3)			
9. Losses and loss adjustment expenses (Lines 1 through 3).....	97,309,749	57,720,820	155,030,569
10. Taxes, expenses, and other obligations (Lines 4 through 8).....	2,497		2,497
11. Unearned premiums (Line 9).....	738	43,495	44,233
12. Advance premiums (Line 10).....			.0
13. Dividends declared and unpaid (Line 11.1 and 11.2).....			.0
14. Ceded reinsurance premiums payable (net of ceding commissions) (Line 12).....	2,127	(2,127)	.0
15. Funds held by company under reinsurance treaties (Line 13).....			.0
16. Amounts withheld or retained by company for account of others (Line 14).....			.0
17. Provision for reinsurance (Line 16).....	896,842	(896,842)	(0)
18. Other liabilities.....	23,326,331		23,326,331
19. Total liabilities excluding protected cell business (Line 26).....	121,538,284	56,865,346	178,403,630
20. Protected cell liabilities (Line 27).....			.0
21. Surplus as regards policyholders (Line 37).....	204,433,847	XXX	204,433,847
22. Totals (Line 38).....	325,972,131	56,865,346	382,837,477

NOTE: Is the restatement of this exhibit the result of grossing up balances ceded to affiliates under 100 percent reinsurance or pooling arrangements?..Yes [X] No []

If yes, give full explanation:

Refer to Footnote 26 for a full description of the intercompany pooling agreement.

**Sch. H - Pt. 1
NONE**

**Sch. H - Pt. 2
NONE**

**Sch. H - Pt. 3
NONE**

**Sch. H - Pt. 4
NONE**

**Sch. H - Pt. 5
NONE**

**Sch. P - Pt. 1A
NONE**

**Sch. P - Pt. 1B
NONE**

**Sch. P - Pt. 1C
NONE**

**SCHEDULE P - PART 1D - WORKERS' COMPENSATION
(EXCLUDING EXCESS WORKERS' COMPENSATION)**

(\$000 omitted)

Years in Which Premiums Were Earned and Losses Were Incurred	Premiums Earned			Loss and Loss Expense Payments							12 Number of Claims Reported- Direct and Assumed	
	1 Direct and Assumed	2 Ceded	3 Net (Cols. 1 - 2)	Loss Payments		Defense and Cost Containment Payments		Adjusting and Other Payments		10 Salvage and Subrogation Received		11 Total Net Paid (Cols. 4 - 5 + 6 - 7 + 8 - 9)
				4 Direct and Assumed	5 Ceded	6 Direct and Assumed	7 Ceded	8 Direct and Assumed	9 Ceded			
1. Prior.....	XXX.....	XXX.....	XXX.....	106.....	85.....				53.....		74.....	XXX.....
2. 2008.....			0.....								0.....	
3. 2009.....			0.....								0.....	
4. 2010.....			0.....								0.....	
5. 2011.....			0.....								0.....	
6. 2012.....			0.....								0.....	
7. 2013.....			0.....								0.....	
8. 2014.....			0.....								0.....	
9. 2015.....			0.....								0.....	
10. 2016.....			0.....								0.....	
11. 2017.....			0.....								0.....	
12. Totals.....	XXX.....	XXX.....	XXX.....	106.....	85.....	0.....	0.....		53.....	0.....	74.....	XXX.....

	Losses Unpaid				Defense and Cost Containment Unpaid				Adjusting and Other Unpaid		23 Salvage and Subrogation Anticipated	24 Total Net Losses and Expenses Unpaid	25 Number of Claims Outstanding- Direct and Assumed
	Case Basis		Bulk + IBNR		Case Basis		Bulk + IBNR		21 Direct and Assumed	22 Ceded			
	13 Direct and Assumed	14 Ceded	15 Direct and Assumed	16 Ceded	17 Direct and Assumed	18 Ceded	19 Direct and Assumed	20 Ceded					
1. Prior.....	138.....	111.....	486.....	433.....	23.....		152.....				256.....	2.....	
2. 2008.....											0.....		
3. 2009.....											0.....		
4. 2010.....											0.....		
5. 2011.....											0.....		
6. 2012.....											0.....		
7. 2013.....											0.....		
8. 2014.....											0.....		
9. 2015.....											0.....		
10. 2016.....											0.....		
11. 2017.....											0.....		
12. Totals.....	138.....	111.....	486.....	433.....	23.....	0.....	152.....	0.....	0.....	0.....	256.....	2.....	

	Total Losses and Loss Expenses Incurred			Loss and Loss Expense Percentage (Incurred/Premiums Earned)			Nontabular Discount		34 Inter- Company Pooling Participation Percentage	Net Balance Sheet Reserves after Discount	
	26 Direct and Assumed	27 Ceded	28 Net	29 Direct and Assumed	30 Ceded	31 Net	32 Loss	33 Loss Expense		35 Losses Unpaid	36 Loss Expenses Unpaid
1. Prior.....	XXX.....	XXX.....	XXX.....	XXX.....	XXX.....	XXX.....			XXX.....	81.....	175.....
2. 2008.....	0.....	0.....	0.....	0.0.....	0.0.....	0.0.....			2.00.....	0.....	0.....
3. 2009.....	0.....	0.....	0.....	0.0.....	0.0.....	0.0.....			2.00.....	0.....	0.....
4. 2010.....	0.....	0.....	0.....	0.0.....	0.0.....	0.0.....			2.00.....	0.....	0.....
5. 2011.....	0.....	0.....	0.....	0.0.....	0.0.....	0.0.....			2.00.....	0.....	0.....
6. 2012.....	0.....	0.....	0.....	0.0.....	0.0.....	0.0.....			2.00.....	0.....	0.....
7. 2013.....	0.....	0.....	0.....	0.0.....	0.0.....	0.0.....			2.00.....	0.....	0.....
8. 2014.....	0.....	0.....	0.....	0.0.....	0.0.....	0.0.....			2.00.....	0.....	0.....
9. 2015.....	0.....	0.....	0.....	0.0.....	0.0.....	0.0.....			2.00.....	0.....	0.....
10. 2016.....	0.....	0.....	0.....	0.0.....	0.0.....	0.0.....			2.00.....	0.....	0.....
11. 2017.....	0.....	0.....	0.....	0.0.....	0.0.....	0.0.....			2.00.....	0.....	0.....
12. Totals.....	XXX.....	XXX.....	XXX.....	XXX.....	XXX.....	XXX.....	0.....	0.....	XXX.....	81.....	175.....

**Sch. P - Pt. 1E
NONE**

**Sch. P - Pt. 1F - Sn. 1
NONE**

**Sch. P - Pt. 1F - Sn. 2
NONE**

**SCHEDULE P - PART 1G - SPECIAL LIABILITY
(OCEAN MARINE, AIRCRAFT (ALL PERILS), BOILER AND MACHINERY)**

(\$000 omitted)

Years in Which Premiums Were Earned and Losses Were Incurred	Premiums Earned			Loss and Loss Expense Payments							12 Number of Claims Reported-Direct and Assumed	
	1 Direct and Assumed	2 Ceded	3 Net (Cols. 1 - 2)	Loss Payments		Defense and Cost Containment Payments		Adjusting and Other Payments		10 Salvage and Subrogation Received		11 Total Net Paid (Cols. 4 - 5 + 6 - 7 + 8 - 9)
				4 Direct and Assumed	5 Ceded	6 Direct and Assumed	7 Ceded	8 Direct and Assumed	9 Ceded			
1. Prior.....	XXX.....	XXX.....	XXX.....								0	XXX.....
2. 2008.....	3,843.....	3,715.....	128.....	953.....	328.....			6.....	2.....		629.....	XXX.....
3. 2009.....	3,123.....	3,064.....	59.....					2.....	1.....		1.....	XXX.....
4. 2010.....	2,997.....	2,943.....	54.....					25.....	2.....		23.....	XXX.....
5. 2011.....	2,367.....	2,367.....	0.....								0.....	XXX.....
6. 2012.....	2,394.....	2,347.....	47.....								0.....	XXX.....
7. 2013.....	2,610.....	2,610.....	0.....								0.....	XXX.....
8. 2014.....	2,339.....	2,339.....	0.....								0.....	XXX.....
9. 2015.....	2,598.....	2,598.....	0.....								0.....	XXX.....
10. 2016.....	2,664.....	2,664.....	0.....								0.....	XXX.....
11. 2017.....	2,681.....	2,681.....	0.....								0.....	XXX.....
12. Totals.....	XXX.....	XXX.....	XXX.....	953.....	328.....	0.....	0.....	33.....	5.....	0.....	653.....	XXX.....

	Losses Unpaid				Defense and Cost Containment Unpaid				Adjusting and Other Unpaid		23 Salvage and Subrogation Anticipated	24 Total Net Losses and Expenses Unpaid	25 Number of Claims Outstanding-Direct and Assumed
	Case Basis		Bulk + IBNR		Case Basis		Bulk + IBNR		21 Direct and Assumed	22 Ceded			
	13 Direct and Assumed	14 Ceded	15 Direct and Assumed	16 Ceded	17 Direct and Assumed	18 Ceded	19 Direct and Assumed	20 Ceded					
1. Prior.....											0		
2. 2008.....											0		
3. 2009.....											0		
4. 2010.....											0		
5. 2011.....											0		
6. 2012.....											0		
7. 2013.....											0		
8. 2014.....											0		
9. 2015.....											0		
10. 2016.....											0		
11. 2017.....											0		
12. Totals.....	0	0	0	0	0	0	0	0	0	0	0	0	

	Total Losses and Loss Expenses Incurred			Loss and Loss Expense Percentage (Incurred/Premiums Earned)			Nontabular Discount		34 Inter-Company Pooling Participation Percentage	Net Balance Sheet Reserves after Discount	
	26 Direct and Assumed	27 Ceded	28 Net	29 Direct and Assumed	30 Ceded	31 Net	32 Loss	33 Loss Expense		35 Losses Unpaid	36 Loss Expenses Unpaid
1. Prior.....	XXX.....	XXX.....	XXX.....	XXX.....	XXX.....	XXX.....			XXX.....	0	0
2. 2008.....	959.....	330.....	629.....	25.0.....	8.9.....	490.0.....			2.00.....	0	0
3. 2009.....	2.....	1.....	1.....	0.1.....	0.0.....	1.7.....			2.00.....	0	0
4. 2010.....	25.....	2.....	23.....	0.8.....	0.1.....	42.6.....			2.00.....	0	0
5. 2011.....	0.....	0.....	0.....	0.0.....	0.0.....	0.0.....			2.00.....	0	0
6. 2012.....	0.....	0.....	0.....	0.0.....	0.0.....	0.0.....			2.00.....	0	0
7. 2013.....	0.....	0.....	0.....	0.0.....	0.0.....	0.0.....			2.00.....	0	0
8. 2014.....	0.....	0.....	0.....	0.0.....	0.0.....	0.0.....			2.00.....	0	0
9. 2015.....	0.....	0.....	0.....	0.0.....	0.0.....	0.0.....			2.00.....	0	0
10. 2016.....	0.....	0.....	0.....	0.0.....	0.0.....	0.0.....			2.00.....	0	0
11. 2017.....	0.....	0.....	0.....	0.0.....	0.0.....	0.0.....			2.00.....	0	0
12. Totals.....	XXX.....	XXX.....	XXX.....	XXX.....	XXX.....	XXX.....	0	0	XXX.....	0	0

SCHEDULE P - PART 1H - SECTION 1 - OTHER LIABILITY - OCCURRENCE

(\$000 omitted)

Years in Which Premiums Were Earned and Losses Were Incurred	Premiums Earned			Loss and Loss Expense Payments						10 Salvage and Subrogation Received	11 Total Net Paid (Cols. 4 - 5 + 6 - 7 + 8 - 9)	12 Number of Claims Reported-Direct and Assumed
	1 Direct and Assumed	2 Ceded	3 Net (Cols. 1 - 2)	Loss Payments		Defense and Cost Containment Payments		Adjusting and Other Payments				
				4 Direct and Assumed	5 Ceded	6 Direct and Assumed	7 Ceded	8 Direct and Assumed	9 Ceded			
1. Prior.....	XXX	XXX	XXX	55	44	958		27			996	XXX
2. 2008.....			0								0	
3. 2009.....			0								0	
4. 2010.....			0								0	
5. 2011.....			0								0	
6. 2012.....			0								0	
7. 2013.....			0								0	
8. 2014.....			0								0	
9. 2015.....			0								0	
10. 2016.....			0								0	
11. 2017.....			0								0	
12. Totals.....	XXX	XXX	XXX	55	44	958	0	27	0	0	996	XXX

	Losses Unpaid				Defense and Cost Containment Unpaid				Adjusting and Other Unpaid		23 Salvage and Subrogation Anticipated	24 Total Net Losses and Expenses Unpaid	25 Number of Claims Outstanding-Direct and Assumed
	Case Basis		Bulk + IBNR		Case Basis		Bulk + IBNR		21 Direct and Assumed	22 Ceded			
	13 Direct and Assumed	14 Ceded	15 Direct and Assumed	16 Ceded	17 Direct and Assumed	18 Ceded	19 Direct and Assumed	20 Ceded					
1. Prior.....	3,681	1,358	32,500	15,785	364	652	2,439	2,103	189			19,274	98
2. 2008.....												0	
3. 2009.....												0	
4. 2010.....												0	
5. 2011.....												0	
6. 2012.....												0	
7. 2013.....												0	
8. 2014.....												0	
9. 2015.....												0	
10. 2016.....												0	
11. 2017.....												0	
12. Totals.....	3,681	1,358	32,500	15,785	364	652	2,439	2,103	189	0	0	19,274	98

	Total Losses and Loss Expenses Incurred			Loss and Loss Expense Percentage (Incurred/Premiums Earned)			Nontabular Discount		34 Inter-Company Pooling Participation Percentage	Net Balance Sheet Reserves after Discount	
	26 Direct and Assumed	27 Ceded	28 Net	29 Direct and Assumed	30 Ceded	31 Net	32 Loss	33 Loss Expense		35 Losses Unpaid	36 Loss Expenses Unpaid
1. Prior.....	XXX	XXX	XXX	XXX	XXX	XXX			XXX	19,037	237
2. 2008.....	0	0	0	0.0	0.0	0.0			2.00	0	0
3. 2009.....	0	0	0	0.0	0.0	0.0			2.00	0	0
4. 2010.....	0	0	0	0.0	0.0	0.0			2.00	0	0
5. 2011.....	0	0	0	0.0	0.0	0.0			2.00	0	0
6. 2012.....	0	0	0	0.0	0.0	0.0			2.00	0	0
7. 2013.....	0	0	0	0.0	0.0	0.0			2.00	0	0
8. 2014.....	0	0	0	0.0	0.0	0.0			2.00	0	0
9. 2015.....	0	0	0	0.0	0.0	0.0			2.00	0	0
10. 2016.....	0	0	0	0.0	0.0	0.0			2.00	0	0
11. 2017.....	0	0	0	0.0	0.0	0.0			2.00	0	0
12. Totals.....	XXX	XXX	XXX	XXX	XXX	XXX	0	0	XXX	19,037	237

SCHEDULE P - PART 1H - SECTION 2 - OTHER LIABILITY - CLAIMS-MADE

(\$000 omitted)

Years in Which Premiums Were Earned and Losses Were Incurred	Premiums Earned			Loss and Loss Expense Payments						10 Salvage and Subrogation Received	11 Total Net Paid (Cols. 4 - 5 + 6 - 7 + 8 - 9)	12 Number of Claims Reported-Direct and Assumed
	1 Direct and Assumed	2 Ceded	3 Net (Cols. 1 - 2)	Loss Payments		Defense and Cost Containment Payments		Adjusting and Other Payments				
				4 Direct and Assumed	5 Ceded	6 Direct and Assumed	7 Ceded	8 Direct and Assumed	9 Ceded			
1. Prior.....	XXX	XXX	XXX								0	XXX
2. 2008.....			0								0	0
3. 2009.....			0								0	0
4. 2010.....			0								0	0
5. 2011.....			0								0	0
6. 2012.....			0								0	0
7. 2013.....			0								0	0
8. 2014.....			0								0	0
9. 2015.....			0								0	0
10. 2016.....			0								0	0
11. 2017.....			0								0	0
12. Totals.....	XXX	XXX	XXX	0	0	0	0	0	0	0	0	XXX

	Losses Unpaid				Defense and Cost Containment Unpaid				Adjusting and Other Unpaid		23 Salvage and Subrogation Anticipated	24 Total Net Losses and Expenses Unpaid	25 Number of Claims Outstanding-Direct and Assumed
	Case Basis		Bulk + IBNR		Case Basis		Bulk + IBNR		21 Direct and Assumed	22 Ceded			
	13 Direct and Assumed	14 Ceded	15 Direct and Assumed	16 Ceded	17 Direct and Assumed	18 Ceded	19 Direct and Assumed	20 Ceded					
1. Prior.....												0	
2. 2008.....												0	
3. 2009.....												0	
4. 2010.....												0	
5. 2011.....												0	
6. 2012.....												0	
7. 2013.....												0	
8. 2014.....												0	
9. 2015.....												0	
10. 2016.....												0	
11. 2017.....												0	
12. Totals.....	0	0	0	0	0	0	0	0	0	0	0	0	0

NONE

	Total Losses and Loss Expenses Incurred			Loss and Loss Expense Percentage (Incurred/Premiums Earned)			Nontabular Discount		34 Inter-Company Pooling Participation Percentage	Net Balance Sheet Reserves after Discount	
	26 Direct and Assumed	27 Ceded	28 Net	29 Direct and Assumed	30 Ceded	31 Net	32 Loss	33 Loss Expense		35 Losses Unpaid	36 Loss Expenses Unpaid
1. Prior..	XXX	XXX	XXX	XXX	XXX	XXX			XXX	0	0
2. 2008.	0	0	0	0.0	0.0	0.0				0	0
3. 2009.	0	0	0	0.0	0.0	0.0				0	0
4. 2010.	0	0	0	0.0	0.0	0.0				0	0
5. 2011.	0	0	0	0.0	0.0	0.0				0	0
6. 2012.	0	0	0	0.0	0.0	0.0				0	0
7. 2013.	0	0	0	0.0	0.0	0.0				0	0
8. 2014.	0	0	0	0.0	0.0	0.0				0	0
9. 2015.	0	0	0	0.0	0.0	0.0				0	0
10. 2016.	0	0	0	0.0	0.0	0.0				0	0
11. 2017.	0	0	0	0.0	0.0	0.0				0	0
12. Totals	XXX	XXX	XXX	XXX	XXX	XXX	0	0	XXX	0	0

SCHEDULE P - PART 11 - SPECIAL PROPERTY (FIRE, ALLIED LINES, INLAND MARINE, EARTHQUAKE, BURGLARY AND THEFT)

(\$000 omitted)

Years in Which Premiums Were Earned and Losses Were Incurred	Premiums Earned			Loss and Loss Expense Payments						12 Number of Claims Reported-Direct and Assumed		
	1 Direct and Assumed	2 Ceded	3 Net (Cols. 1 - 2)	Loss Payments		Defense and Cost Containment Payments		Adjusting and Other Payments			10 Salvage and Subrogation Received	11 Total Net Paid (Cols. 4 - 5 + 6 - 7 + 8 - 9)
				4 Direct and Assumed	5 Ceded	6 Direct and Assumed	7 Ceded	8 Direct and Assumed	9 Ceded			
1. Prior.....	XXX.....	XXX.....	XXX.....								0	XXX.....
2. 2016.....	13,376.....	13,116.....	260.....								0	XXX.....
3. 2017.....	13,464.....	13,203.....	261.....								0	XXX.....
4. Totals.....	XXX.....	XXX.....	XXX.....	0	0	0	0	0	0	0	0	XXX.....

	Losses Unpaid				Defense and Cost Containment Unpaid				Adjusting and Other Unpaid		23 Salvage and Subrogation Anticipated	24 Total Net Losses and Expenses Unpaid	25 Number of Claims Outstanding-Direct and Assumed
	Case Basis		Bulk + IBNR		Case Basis		Bulk + IBNR		21 Direct and Assumed	22 Ceded			
	13 Direct and Assumed	14 Ceded	15 Direct and Assumed	16 Ceded	17 Direct and Assumed	18 Ceded	19 Direct and Assumed	20 Ceded					
1. Prior.....	3											3	3
2. 2016.....												0	0
3. 2017.....												0	0
4. Totals.....	3	0	0	0	0	0	0	0	0	0	0	3	3

	Total Losses and Loss Expenses Incurred			Loss and Loss Expense Percentage (Incurred/Premiums Earned)			Nontabular Discount		34 Inter-Company Pooling Participation Percentage	Net Balance Sheet Reserves after Discount	
	26 Direct and Assumed	27 Ceded	28 Net	29 Direct and Assumed	30 Ceded	31 Net	32 Loss	33 Loss Expense		35 Losses Unpaid	36 Loss Expenses Unpaid
1. Prior.....	XXX.....	XXX.....	XXX.....	XXX.....	XXX.....	XXX.....			XXX.....	3	0
2. 2016.....	0	0	0	0.0	0.0	0.0			2.00	0	0
3. 2017.....	0	0	0	0.0	0.0	0.0			2.00	0	0
4. Totals.....	XXX.....	XXX.....	XXX.....	XXX.....	XXX.....	XXX.....	0	0	XXX.....	3	0

**Sch. P - Pt. 1J
NONE**

**Sch. P - Pt. 1K
NONE**

**Sch. P - Pt. 1L
NONE**

**Sch. P - Pt. 1M
NONE**

SCHEDULE P - PART 1N - REINSURANCE
NONPROPORTIONAL ASSUMED PROPERTY (\$000 omitted)

Years in Which Premiums Were Earned and Losses Were Incurred	Premiums Earned			Loss and Loss Expense Payments						10 Salvage and Subrogation Received	11 Total Net Paid (Cols. 4 - 5 + 6 - 7 + 8 - 9)	12 Number of Claims Reported-Direct and Assumed
	1 Direct and Assumed	2 Ceded	3 Net (Cols. 1 - 2)	Loss Payments		Defense and Cost Containment Payments		Adjusting and Other Payments				
				4 Direct and Assumed	5 Ceded	6 Direct and Assumed	7 Ceded	8 Direct and Assumed	9 Ceded			
1. Prior.....	XXX.....	XXX.....	XXX.....								0.....	XXX.....
2. 2008.....	53,418.....	10.....	53,408.....	39,050.....		804.....		1,877.....			41,731.....	XXX.....
3. 2009.....	60,171.....	10.....	60,161.....	38,637.....	(4).....		1,064.....		2,482.....		35,095.....	XXX.....
4. 2010.....	55,547.....	10.....	55,537.....	13,959.....	16.....	1,523.....		6,093.....			21,559.....	XXX.....
5. 2011.....	58,780.....	10.....	58,770.....	54,004.....	1.....	373.....		1,492.....			55,868.....	XXX.....
6. 2012.....	65,625.....	19.....	65,606.....	37,529.....		625.....		1,269.....			39,423.....	XXX.....
7. 2013.....	64,270.....	15.....	64,255.....	1,191.....		348.....					1,539.....	XXX.....
8. 2014.....	63,419.....	10.....	63,409.....	20,963.....			969.....				19,994.....	XXX.....
9. 2015.....	64,936.....	10.....	64,926.....	31,481.....			7,755.....				23,726.....	XXX.....
10. 2016.....	65,874.....	10.....	65,864.....	39,909.....		2,926.....					42,835.....	XXX.....
11. 2017.....	70,515.....	10.....	70,505.....	73,587.....		2,992.....					76,579.....	XXX.....
12. Totals.....	XXX.....	XXX.....	XXX.....	350,309.....	13.....	9,591.....	9,788.....	10,731.....	2,482.....	0.....	358,348.....	XXX.....

	Losses Unpaid				Defense and Cost Containment Unpaid				Adjusting and Other Unpaid		23 Salvage and Subrogation Anticipated	24 Total Net Losses and Expenses Unpaid	25 Number of Claims Outstanding-Direct and Assumed
	Case Basis		Bulk + IBNR		Case Basis		Bulk + IBNR		21 Direct and Assumed	22 Ceded			
	13 Direct and Assumed	14 Ceded	15 Direct and Assumed	16 Ceded	17 Direct and Assumed	18 Ceded	19 Direct and Assumed	20 Ceded					
1. Prior.....											0.....	XXX.....	
2. 2008.....											0.....	XXX.....	
3. 2009.....											0.....	XXX.....	
4. 2010.....											0.....	XXX.....	
5. 2011.....											0.....	XXX.....	
6. 2012.....											0.....	XXX.....	
7. 2013.....											0.....	XXX.....	
8. 2014.....											0.....	XXX.....	
9. 2015.....											0.....	XXX.....	
10. 2016.....											0.....	XXX.....	
11. 2017.....											0.....	XXX.....	
12. Totals.....	0.....	0.....	0.....	0.....	0.....	0.....	0.....	0.....	0.....	0.....	0.....	XXX.....	

	Total Losses and Loss Expenses Incurred			Loss and Loss Expense Percentage (Incurred/Premiums Earned)			Nontabular Discount		34 Inter-Company Pooling Participation Percentage	Net Balance Sheet Reserves after Discount	
	26 Direct and Assumed	27 Ceded	28 Net	29 Direct and Assumed	30 Ceded	31 Net	32 Loss	33 Loss Expense		35 Losses Unpaid	36 Loss Expenses Unpaid
1. Prior.....	XXX.....	XXX.....	XXX.....	XXX.....	XXX.....	XXX.....			XXX.....	0.....	0.....
2. 2008.....	41,731.....	0.....	41,731.....	78.1.....	0.0.....	78.1.....			2.00.....	0.....	0.....
3. 2009.....	38,637.....	3,542.....	35,095.....	64.2.....	35,420.0.....	58.3.....			2.00.....	0.....	0.....
4. 2010.....	21,575.....	16.....	21,559.....	38.8.....	160.0.....	38.8.....			2.00.....	0.....	0.....
5. 2011.....	55,869.....	1.....	55,868.....	95.0.....	10.0.....	95.1.....			2.00.....	0.....	0.....
6. 2012.....	39,423.....	0.....	39,423.....	60.1.....	0.0.....	60.1.....			2.00.....	0.....	0.....
7. 2013.....	1,539.....	0.....	1,539.....	2.4.....	0.0.....	2.4.....			2.00.....	0.....	0.....
8. 2014.....	20,963.....	969.....	19,994.....	33.1.....	9,690.0.....	31.5.....			2.00.....	0.....	0.....
9. 2015.....	31,481.....	7,755.....	23,726.....	48.5.....	77,548.3.....	36.5.....			2.00.....	0.....	0.....
10. 2016.....	42,835.....	0.....	42,835.....	65.0.....	0.0.....	65.0.....			2.00.....	0.....	0.....
11. 2017.....	76,579.....	0.....	76,579.....	108.6.....	0.0.....	108.6.....			2.00.....	0.....	0.....
12. Totals.....	XXX.....	XXX.....	XXX.....	XXX.....	XXX.....	XXX.....	0.....	0.....	XXX.....	0.....	0.....

SCHEDULE P - PART 10 - REINSURANCE
NONPROPORTIONAL ASSUMED LIABILITY (\$000 omitted)

Years in Which Premiums Were Earned and Losses Were Incurred	Premiums Earned			Loss and Loss Expense Payments						10 Salvage and Subrogation Received	11 Total Net Paid (Cols. 4 - 5 + 6 - 7 + 8 - 9)	12 Number of Claims Reported-Direct and Assumed
	1 Direct and Assumed	2 Ceded	3 Net (Cols. 1 - 2)	Loss Payments		Defense and Cost Containment Payments		Adjusting and Other Payments				
				4 Direct and Assumed	5 Ceded	6 Direct and Assumed	7 Ceded	8 Direct and Assumed	9 Ceded			
1. Prior.....	XXX	XXX	XXX								0	XXX
2. 2008.....			.0								0	XXX
3. 2009.....			.0								0	XXX
4. 2010.....			.0								0	XXX
5. 2011.....			.0								0	XXX
6. 2012.....			.0								0	XXX
7. 2013.....			.0								0	XXX
8. 2014.....			.0								0	XXX
9. 2015.....			.0								0	XXX
10. 2016.....			.0								0	XXX
11. 2017.....			.0								0	XXX
12. Totals.....	XXX	XXX	XXX	.0	.0	.0	.0	.0	.0	.0	0	XXX

	Losses Unpaid				Defense and Cost Containment Unpaid				Adjusting and Other Unpaid		23 Salvage and Subrogation Anticipated	24 Total Net Losses and Expenses Unpaid	25 Number of Claims Outstanding-Direct and Assumed
	Case Basis		Bulk + IBNR		Case Basis		Bulk + IBNR		21 Direct and Assumed	22 Ceded			
	13 Direct and Assumed	14 Ceded	15 Direct and Assumed	16 Ceded	17 Direct and Assumed	18 Ceded	19 Direct and Assumed	20 Ceded					
1. Prior.....				(4)								.4	XXX
2. 2008.....												.0	XXX
3. 2009.....												.0	XXX
4. 2010.....												.0	XXX
5. 2011.....												.0	XXX
6. 2012.....												.0	XXX
7. 2013.....												.0	XXX
8. 2014.....												.0	XXX
9. 2015.....												.0	XXX
10. 2016.....												.0	XXX
11. 2017.....												.0	XXX
12. Totals.....	.0	.0	.0	(4)	.0	.0	.0	.0	.0	.0	.0	.4	XXX

	Total Losses and Loss Expenses Incurred			Loss and Loss Expense Percentage (Incurred/Premiums Earned)			Nontabular Discount		34 Inter-Company Pooling Participation Percentage	Net Balance Sheet Reserves after Discount	
	26 Direct and Assumed	27 Ceded	28 Net	29 Direct and Assumed	30 Ceded	31 Net	32 Loss	33 Loss Expense		35 Losses Unpaid	36 Loss Expenses Unpaid
1. Prior.....	XXX	XXX	XXX	XXX	XXX	XXX			XXX	.4	.0
2. 2008.....	.0	.0	.0	.0	.0	.0			2.00	.0	.0
3. 2009.....	.0	.0	.0	.0	.0	.0			2.00	.0	.0
4. 2010.....	.0	.0	.0	.0	.0	.0			2.00	.0	.0
5. 2011.....	.0	.0	.0	.0	.0	.0			2.00	.0	.0
6. 2012.....	.0	.0	.0	.0	.0	.0			2.00	.0	.0
7. 2013.....	.0	.0	.0	.0	.0	.0			2.00	.0	.0
8. 2014.....	.0	.0	.0	.0	.0	.0			2.00	.0	.0
9. 2015.....	.0	.0	.0	.0	.0	.0			2.00	.0	.0
10. 2016.....	.0	.0	.0	.0	.0	.0			2.00	.0	.0
11. 2017.....	.0	.0	.0	.0	.0	.0			2.00	.0	.0
12. Totals.....	XXX	XXX	XXX	XXX	XXX	XXX	.0	.0	XXX	.4	.0

SCHEDULE P - PART 1P - REINSURANCE
NONPROPORTIONAL ASSUMED FINANCIAL LINES (\$000 omitted)

Years in Which Premiums Were Earned and Losses Were Incurred	Premiums Earned			Loss and Loss Expense Payments						10 Salvage and Subrogation Received	11 Total Net Paid (Cols. 4 - 5 + 6 - 7 + 8 - 9)	12 Number of Claims Reported-Direct and Assumed
	1 Direct and Assumed	2 Ceded	3 Net (Cols. 1 - 2)	Loss Payments		Defense and Cost Containment Payments		Adjusting and Other Payments				
				4 Direct and Assumed	5 Ceded	6 Direct and Assumed	7 Ceded	8 Direct and Assumed	9 Ceded			
1. Prior.....	XXX	XXX	XXX								0	XXX
2. 2008.....			.0								0	XXX
3. 2009.....			.0								0	XXX
4. 2010.....			.0								0	XXX
5. 2011.....			.0								0	XXX
6. 2012.....			.0								0	XXX
7. 2013.....			.0								0	XXX
8. 2014.....			.0								0	XXX
9. 2015.....			.0								0	XXX
10. 2016.....			.0								0	XXX
11. 2017.....			.0								0	XXX
12. Totals.....	XXX	XXX	XXX	.0	.0	.0	.0	.0	.0	.0	0	XXX

	Losses Unpaid				Defense and Cost Containment Unpaid				Adjusting and Other Unpaid		23 Salvage and Subrogation Anticipated	24 Total Net Losses and Expenses Unpaid	25 Number of Claims Outstanding-Direct and Assumed
	Case Basis		Bulk + IBNR		Case Basis		Bulk + IBNR		21 Direct and Assumed	22 Ceded			
	13 Direct and Assumed	14 Ceded	15 Direct and Assumed	16 Ceded	17 Direct and Assumed	18 Ceded	19 Direct and Assumed	20 Ceded					
1. Prior.....											0	XXX	
2. 2008.....											0	XXX	
3. 2009.....											0	XXX	
4. 2010.....											0	XXX	
5. 2011.....											0	XXX	
6. 2012.....											0	XXX	
7. 2013.....											0	XXX	
8. 2014.....											0	XXX	
9. 2015.....											0	XXX	
10. 2016.....											0	XXX	
11. 2017.....											0	XXX	
12. Totals.....	.0	.0	.0	.0	.0	.0	.0	.0	.0	.0	0	XXX	

NONE

	Total Losses and Loss Expenses Incurred			Loss and Loss Expense Percentage (Incurred/Premiums Earned)			Nontabular Discount		34 Inter-Company Pooling Participation Percentage	Net Balance Sheet Reserves after Discount	
	26 Direct and Assumed	27 Ceded	28 Net	29 Direct and Assumed	30 Ceded	31 Net	32 Loss	33 Loss Expense		35 Losses Unpaid	36 Loss Expenses Unpaid
1. Prior.....	XXX	XXX	XXX	XXX	XXX	XXX			XXX	0	0
2. 2008.....	.0	.0	.0	.0	.0	.0				0	0
3. 2009.....	.0	.0	.0	.0	.0	.0				0	0
4. 2010.....	.0	.0	.0	.0	.0	.0				0	0
5. 2011.....	.0	.0	.0	.0	.0	.0				0	0
6. 2012.....	.0	.0	.0	.0	.0	.0				0	0
7. 2013.....	.0	.0	.0	.0	.0	.0				0	0
8. 2014.....	.0	.0	.0	.0	.0	.0				0	0
9. 2015.....	.0	.0	.0	.0	.0	.0				0	0
10. 2016.....	.0	.0	.0	.0	.0	.0				0	0
11. 2017.....	.0	.0	.0	.0	.0	.0				0	0
12. Totals.....	XXX	XXX	XXX	XXX	XXX	XXX	.0	.0	XXX	0	0

SCHEDULE P - PART 1R - SECTION 1 - PRODUCTS LIABILITY - OCCURRENCE

(\$000 omitted)

Years in Which Premiums Were Earned and Losses Were Incurred	Premiums Earned			Loss and Loss Expense Payments						12 Number of Claims Reported-Direct and Assumed		
	1 Direct and Assumed	2 Ceded	3 Net (Cols. 1 - 2)	Loss Payments		Defense and Cost Containment Payments		Adjusting and Other Payments			10 Salvage and Subrogation Received	11 Total Net Paid (Cols. 4 - 5 + 6 - 7 + 8 - 9)
				4 Direct and Assumed	5 Ceded	6 Direct and Assumed	7 Ceded	8 Direct and Assumed	9 Ceded			
1. Prior.....	XXX	XXX	XXX	145	4	125			72		338	XXX
2. 2008.....			.0								.0	
3. 2009.....			.0								.0	
4. 2010.....			.0								.0	
5. 2011.....			.0								.0	
6. 2012.....			.0								.0	
7. 2013.....			.0								.0	
8. 2014.....			.0								.0	
9. 2015.....			.0								.0	
10. 2016.....			.0								.0	
11. 2017.....			.0								.0	
12. Totals.....	XXX	XXX	XXX	145	4	125	0		72	0	338	XXX

	Losses Unpaid				Defense and Cost Containment Unpaid				Adjusting and Other Unpaid		23 Salvage and Subrogation Anticipated	24 Total Net Losses and Expenses Unpaid	25 Number of Claims Outstanding-Direct and Assumed
	Case Basis		Bulk + IBNR		Case Basis		Bulk + IBNR		21 Direct and Assumed	22 Ceded			
	13 Direct and Assumed	14 Ceded	15 Direct and Assumed	16 Ceded	17 Direct and Assumed	18 Ceded	19 Direct and Assumed	20 Ceded					
1. Prior.....	10,903	5,528	62,028	25,623	1,949	1,451	13,045	4,681	26			50,668	83
2. 2008.....												.0	
3. 2009.....												.0	
4. 2010.....												.0	
5. 2011.....												.0	
6. 2012.....												.0	
7. 2013.....												.0	
8. 2014.....												.0	
9. 2015.....												.0	
10. 2016.....												.0	
11. 2017.....												.0	
12. Totals.....	10,903	5,528	62,028	25,623	1,949	1,451	13,045	4,681	26	0	0	50,668	83

	Total Losses and Loss Expenses Incurred			Loss and Loss Expense Percentage (Incurred/Premiums Earned)			Nontabular Discount		34 Inter-Company Pooling Participation Percentage	Net Balance Sheet Reserves after Discount	
	26 Direct and Assumed	27 Ceded	28 Net	29 Direct and Assumed	30 Ceded	31 Net	32 Loss	33 Loss Expense		35 Losses Unpaid	36 Loss Expenses Unpaid
1. Prior.....	XXX	XXX	XXX	XXX	XXX	XXX			XXX	41,780	8,888
2. 2008.....	.0	.0	.0	.0	.0	.0			2.00	.0	.0
3. 2009.....	.0	.0	.0	.0	.0	.0			2.00	.0	.0
4. 2010.....	.0	.0	.0	.0	.0	.0			2.00	.0	.0
5. 2011.....	.0	.0	.0	.0	.0	.0			2.00	.0	.0
6. 2012.....	.0	.0	.0	.0	.0	.0			2.00	.0	.0
7. 2013.....	.0	.0	.0	.0	.0	.0			2.00	.0	.0
8. 2014.....	.0	.0	.0	.0	.0	.0			2.00	.0	.0
9. 2015.....	.0	.0	.0	.0	.0	.0			2.00	.0	.0
10. 2016.....	.0	.0	.0	.0	.0	.0			2.00	.0	.0
11. 2017.....	.0	.0	.0	.0	.0	.0			2.00	.0	.0
12. Totals.....	XXX	XXX	XXX	XXX	XXX	XXX	.0	.0	XXX	41,780	8,888

Sch. P - Pt. 1R - Sn. 2
NONE

Sch. P - Pt. 1S
NONE

Sch. P - Pt. 1T
NONE

SCHEDULE P - PART 2A - HOMEOWNERS/FAROWNERS

Years in Which Losses Were Incurred	Incurred Net Losses and Defense and Cost Containment Expenses Reported at Year End (\$000 omitted)										Development	
	1	2	3	4	5	6	7	8	9	10	11	12
	2008	2009	2010	2011	2012	2013	2014	2015	2016	2017	One Year	Two Year
1. Prior.....											.0	.0
2. 2008.....											.0	.0
3. 2009.....	.XXX										.0	.0
4. 2010.....	.XXX	.XXX									.0	.0
5. 2011.....	.XXX	.XXX	.XXX								.0	.0
6. 2012.....	.XXX	.XXX	.XXX	.XXX							.0	.0
7. 2013.....	.XXX	.XXX	.XXX	.XXX	.XXX						.0	.0
8. 2014.....	.XXX	.XXX	.XXX	.XXX	.XXX	.XXX					.0	.0
9. 2015.....	.XXX	.XXX	.XXX	.XXX	.XXX	.XXX	.XXX				.0	.0
10. 2016.....	.XXX	.XXX	.XXX	.XXX	.XXX	.XXX	.XXX	.XXX			.0	.XXX
11. 2017.....	.XXX	.XXX	.XXX	.XXX	.XXX	.XXX	.XXX	.XXX	.XXX		.XXX	.XXX
											12. Totals	.0

SCHEDULE P - PART 2B - PRIVATE PASSENGER AUTO LIABILITY/MEDICAL

1. Prior.....											.0	.0
2. 2008.....											.0	.0
3. 2009.....	.XXX										.0	.0
4. 2010.....	.XXX	.XXX									.0	.0
5. 2011.....	.XXX	.XXX	.XXX								.0	.0
6. 2012.....	.XXX	.XXX	.XXX	.XXX							.0	.0
7. 2013.....	.XXX	.XXX	.XXX	.XXX	.XXX						.0	.0
8. 2014.....	.XXX	.XXX	.XXX	.XXX	.XXX	.XXX					.0	.0
9. 2015.....	.XXX	.XXX	.XXX	.XXX	.XXX	.XXX	.XXX				.0	.0
10. 2016.....	.XXX	.XXX	.XXX	.XXX	.XXX	.XXX	.XXX	.XXX			.0	.XXX
11. 2017.....	.XXX	.XXX	.XXX	.XXX	.XXX	.XXX	.XXX	.XXX	.XXX		.XXX	.XXX
											12. Totals	.0

SCHEDULE P - PART 2C - COMMERCIAL AUTO/TRUCK LIABILITY/MEDICAL

1. Prior.....											.0	.0
2. 2008.....											.0	.0
3. 2009.....	.XXX										.0	.0
4. 2010.....	.XXX	.XXX									.0	.0
5. 2011.....	.XXX	.XXX	.XXX								.0	.0
6. 2012.....	.XXX	.XXX	.XXX	.XXX							.0	.0
7. 2013.....	.XXX	.XXX	.XXX	.XXX	.XXX						.0	.0
8. 2014.....	.XXX	.XXX	.XXX	.XXX	.XXX	.XXX					.0	.0
9. 2015.....	.XXX	.XXX	.XXX	.XXX	.XXX	.XXX	.XXX				.0	.0
10. 2016.....	.XXX	.XXX	.XXX	.XXX	.XXX	.XXX	.XXX	.XXX			.0	.XXX
11. 2017.....	.XXX	.XXX	.XXX	.XXX	.XXX	.XXX	.XXX	.XXX	.XXX		.XXX	.XXX
											12. Totals	.0

SCHEDULE P - PART 2D - WORKERS' COMPENSATION (EXCLUDING EXCESS WORKERS' COMPENSATION)

1. Prior.....	1,029	1,030	1,029	1,027	132	279	249	272	249	306	57	34
2. 2008.....											.0	.0
3. 2009.....	.XXX										.0	.0
4. 2010.....	.XXX	.XXX									.0	.0
5. 2011.....	.XXX	.XXX	.XXX								.0	.0
6. 2012.....	.XXX	.XXX	.XXX	.XXX							.0	.0
7. 2013.....	.XXX	.XXX	.XXX	.XXX	.XXX						.0	.0
8. 2014.....	.XXX	.XXX	.XXX	.XXX	.XXX	.XXX					.0	.0
9. 2015.....	.XXX	.XXX	.XXX	.XXX	.XXX	.XXX	.XXX				.0	.0
10. 2016.....	.XXX	.XXX	.XXX	.XXX	.XXX	.XXX	.XXX	.XXX			.0	.XXX
11. 2017.....	.XXX	.XXX	.XXX	.XXX	.XXX	.XXX	.XXX	.XXX	.XXX		.XXX	.XXX
											12. Totals	57

SCHEDULE P - PART 2E - COMMERCIAL MULTIPLE PERIL

1. Prior.....											.0	.0
2. 2008.....											.0	.0
3. 2009.....	.XXX										.0	.0
4. 2010.....	.XXX	.XXX									.0	.0
5. 2011.....	.XXX	.XXX	.XXX								.0	.0
6. 2012.....	.XXX	.XXX	.XXX	.XXX							.0	.0
7. 2013.....	.XXX	.XXX	.XXX	.XXX	.XXX						.0	.0
8. 2014.....	.XXX	.XXX	.XXX	.XXX	.XXX	.XXX					.0	.0
9. 2015.....	.XXX	.XXX	.XXX	.XXX	.XXX	.XXX	.XXX				.0	.0
10. 2016.....	.XXX	.XXX	.XXX	.XXX	.XXX	.XXX	.XXX	.XXX			.0	.XXX
11. 2017.....	.XXX	.XXX	.XXX	.XXX	.XXX	.XXX	.XXX	.XXX	.XXX		.XXX	.XXX
											12. Totals	.0

SCHEDULE P - PART 2F - SECTION 1 - MEDICAL PROFESSIONAL LIABILITY - OCCURRENCE

Years in Which Losses Were Incurred	Incurred Net Losses and Defense and Cost Containment Expenses Reported at Year End (\$000 omitted)										Development	
	1	2	3	4	5	6	7	8	9	10	11	12
	2008	2009	2010	2011	2012	2013	2014	2015	2016	2017	One Year	Two Year
1. Prior.....											0	0
2. 2008.....											0	0
3. 2009.....	XXX										0	0
4. 2010.....	XXX	XXX									0	0
5. 2011.....	XXX	XXX	XXX								0	0
6. 2012.....	XXX	XXX	XXX	XXX							0	0
7. 2013.....	XXX	XXX	XXX	XXX	XXX						0	0
8. 2014.....	XXX	XXX	XXX	XXX	XXX	XXX					0	0
9. 2015.....	XXX	XXX	XXX	XXX	XXX	XXX	XXX				0	0
10. 2016.....	XXX	XXX	XXX	XXX	XXX	XXX	XXX	XXX			0	XXX
11. 2017.....	XXX	XXX	XXX	XXX	XXX	XXX	XXX	XXX	XXX		XXX	XXX
											12. Totals	0

NONE

SCHEDULE P - PART 2F - SECTION 2 - MEDICAL PROFESSIONAL LIABILITY - CLAIMS-MADE

1. Prior.....											0	0
2. 2008.....											0	0
3. 2009.....	XXX										0	0
4. 2010.....	XXX	XXX									0	0
5. 2011.....	XXX	XXX	XXX								0	0
6. 2012.....	XXX	XXX	XXX	XXX							0	0
7. 2013.....	XXX	XXX	XXX	XXX	XXX						0	0
8. 2014.....	XXX	XXX	XXX	XXX	XXX	XXX					0	0
9. 2015.....	XXX	XXX	XXX	XXX	XXX	XXX	XXX				0	0
10. 2016.....	XXX	XXX	XXX	XXX	XXX	XXX	XXX	XXX			0	XXX
11. 2017.....	XXX	XXX	XXX	XXX	XXX	XXX	XXX	XXX	XXX		XXX	XXX
											12. Totals	0

NONE

SCHEDULE P - PART 2G - SPECIAL LIABILITY (OCEAN MARINE, AIRCRAFT (ALL PERILS), BOILER & MACHINERY)

1. Prior.....		(6)	(6)	(6)	(6)	(6)	(6)	(6)	(6)	(6)	0	0
2. 2008.....			.625	.625	.625	.625	.625	.625	.625	.625	0	0
3. 2009.....	XXX										0	0
4. 2010.....	XXX	XXX									0	0
5. 2011.....	XXX	XXX	XXX								0	0
6. 2012.....	XXX	XXX	XXX	XXX							0	0
7. 2013.....	XXX	XXX	XXX	XXX	XXX						0	0
8. 2014.....	XXX	XXX	XXX	XXX	XXX	XXX					0	0
9. 2015.....	XXX	XXX	XXX	XXX	XXX	XXX	XXX				0	0
10. 2016.....	XXX	XXX	XXX	XXX	XXX	XXX	XXX	XXX			0	XXX
11. 2017.....	XXX	XXX	XXX	XXX	XXX	XXX	XXX	XXX	XXX		XXX	XXX
											12. Totals	0

SCHEDULE P - PART 2H - SECTION 1 - OTHER LIABILITY - OCCURRENCE

1. Prior.....	4,208	4,883	6,306	7,558	11,429	21,919	26,934	31,338	29,482	26,851	(2,631)	(4,487)
2. 2008.....											0	0
3. 2009.....	XXX										0	0
4. 2010.....	XXX	XXX									0	0
5. 2011.....	XXX	XXX	XXX								0	0
6. 2012.....	XXX	XXX	XXX	XXX							0	0
7. 2013.....	XXX	XXX	XXX	XXX	XXX						0	0
8. 2014.....	XXX	XXX	XXX	XXX	XXX	XXX					0	0
9. 2015.....	XXX	XXX	XXX	XXX	XXX	XXX	XXX				0	0
10. 2016.....	XXX	XXX	XXX	XXX	XXX	XXX	XXX	XXX			0	XXX
11. 2017.....	XXX	XXX	XXX	XXX	XXX	XXX	XXX	XXX	XXX		XXX	XXX
											12. Totals	(2,631)

SCHEDULE P - PART 2H - SECTION 2 - OTHER LIABILITY - CLAIMS-MADE

1. Prior.....											0	0
2. 2008.....											0	0
3. 2009.....	XXX										0	0
4. 2010.....	XXX	XXX									0	0
5. 2011.....	XXX	XXX	XXX								0	0
6. 2012.....	XXX	XXX	XXX	XXX							0	0
7. 2013.....	XXX	XXX	XXX	XXX	XXX						0	0
8. 2014.....	XXX	XXX	XXX	XXX	XXX	XXX					0	0
9. 2015.....	XXX	XXX	XXX	XXX	XXX	XXX	XXX				0	0
10. 2016.....	XXX	XXX	XXX	XXX	XXX	XXX	XXX	XXX			0	XXX
11. 2017.....	XXX	XXX	XXX	XXX	XXX	XXX	XXX	XXX	XXX		XXX	XXX
											12. Totals	0

NONE

SCHEDULE P - PART 2I - SPECIAL PROPERTY (FIRE, ALLIED LINES, INLAND MARINE, EARTHQUAKE, BURGLARY AND THEFT)

Years in Which Losses Were Incurred	Incurred Net Losses and Defense and Cost Containment Expenses Reported at Year End (\$000 omitted)										Development		
	1 2008	2 2009	3 2010	4 2011	5 2012	6 2013	7 2014	8 2015	9 2016	10 2017	11 One Year	12 Two Year	
1. Prior.....	XXX	XXX	XXX	XXX	XXX	XXX	XXX	XXX	4	4	3	(1)	(1)
2. 2016.....	XXX	XXX	XXX	XXX	XXX	XXX	XXX	XXX				0	XXX
3. 2017.....	XXX	XXX	XXX	XXX	XXX	XXX	XXX	XXX	XXX			XXX	XXX
4. Totals											(1)	(1)	

SCHEDULE P - PART 2J - AUTO PHYSICAL DAMAGE

1. Prior.....	XXX	XXX	XXX	XXX	XXX	XXX	XXX	XXX	XXX	XXX	0	0
2. 2016.....	XXX	XXX	XXX	XXX	XXX	XXX	XXX	XXX	XXX	XXX	0	XXX
3. 2017.....	XXX	XXX	XXX	XXX	XXX	XXX	XXX	XXX	XXX	XXX	XXX	XXX
4. Totals											0	0

SCHEDULE P - PART 2K - FIDELITY/SURETY

1. Prior.....	XXX	XXX	XXX	XXX	XXX	XXX	XXX	XXX	XXX	XXX	0	0
2. 2016.....	XXX	XXX	XXX	XXX	XXX	XXX	XXX	XXX	XXX	XXX	0	XXX
3. 2017.....	XXX	XXX	XXX	XXX	XXX	XXX	XXX	XXX	XXX	XXX	XXX	XXX
4. Totals											0	0

SCHEDULE P - PART 2L - OTHER (INCLUDING CREDIT, ACCIDENT AND HEALTH)

1. Prior.....	XXX	XXX	XXX	XXX	XXX	XXX	XXX	XXX	XXX	XXX	0	0
2. 2016.....	XXX	XXX	XXX	XXX	XXX	XXX	XXX	XXX	XXX	XXX	0	XXX
3. 2017.....	XXX	XXX	XXX	XXX	XXX	XXX	XXX	XXX	XXX	XXX	XXX	XXX
4. Totals											0	0

SCHEDULE P - PART 2M - INTERNATIONAL

1. Prior.....											0	0
2. 2008.....											0	0
3. 2009.....	XXX										0	0
4. 2010.....	XXX	XXX									0	0
5. 2011.....	XXX	XXX	XXX								0	0
6. 2012.....	XXX	XXX	XXX	XXX							0	0
7. 2013.....	XXX	XXX	XXX	XXX	XXX						0	0
8. 2014.....	XXX	XXX	XXX	XXX	XXX	XXX					0	0
9. 2015.....	XXX	XXX	XXX	XXX	XXX	XXX	XXX				0	0
10. 2016.....	XXX	XXX	XXX	XXX	XXX	XXX	XXX	XXX			0	XXX
11. 2017.....	XXX	XXX	XXX	XXX	XXX	XXX	XXX	XXX	XXX		XXX	XXX
12. Totals											0	0

SCHEDULE P - PART 2N - REINSURANCE

NONPROPORTIONAL ASSUMED PROPERTY

Years in Which Losses Were Incurred	Incurred Net Losses and Defense and Cost Containment Expenses Reported at Year End (\$000 omitted)										Development		
	1 2008	2 2009	3 2010	4 2011	5 2012	6 2013	7 2014	8 2015	9 2016	10 2017	11 One Year	12 Two Year	
1. Prior.....								(0)	(0)	(0)	(0)	0	0
2. 2008.....	39,854	39,854	39,854	39,854	39,854	39,854	39,854	39,854	39,854	39,854	39,854	0	0
3. 2009.....	XXX	37,577	37,577	37,577	37,577	37,577	37,577	37,577	37,577	37,577	37,577	0	0
4. 2010.....	XXX	XXX	15,466	15,466	15,466	15,466	15,466	15,466	15,466	15,466	15,466	0	0
5. 2011.....	XXX	XXX	XXX	54,376	54,376	54,376	54,376	54,376	54,376	54,376	54,376	0	0
6. 2012.....	XXX	XXX	XXX	XXX	38,154	38,154	38,154	38,154	38,154	38,154	38,154	0	0
7. 2013.....	XXX	XXX	XXX	XXX	XXX	1,539	1,539	1,539	1,539	1,539	1,539	0	0
8. 2014.....	XXX	XXX	XXX	XXX	XXX	XXX	19,994	19,994	19,994	19,994	19,994	0	0
9. 2015.....	XXX	XXX	XXX	XXX	XXX	XXX	XXX	23,726	23,726	23,726	23,726	0	0
10. 2016.....	XXX	XXX	XXX	XXX	XXX	XXX	XXX	XXX	42,835	42,835	42,835	0	XXX
11. 2017.....	XXX	XXX	XXX	XXX	XXX	XXX	XXX	XXX	XXX	76,579	76,579	XXX	XXX
12. Totals											0	0	

SCHEDULE P - PART 2O - REINSURANCE

NONPROPORTIONAL ASSUMED LIABILITY

1. Prior.....										4	4	4	4
2. 2008.....											0	0	0
3. 2009.....	XXX										0	0	0
4. 2010.....	XXX	XXX									0	0	0
5. 2011.....	XXX	XXX	XXX								0	0	0
6. 2012.....	XXX	XXX	XXX	XXX							0	0	0
7. 2013.....	XXX	XXX	XXX	XXX	XXX						0	0	0
8. 2014.....	XXX	XXX	XXX	XXX	XXX	XXX					0	0	0
9. 2015.....	XXX	XXX	XXX	XXX	XXX	XXX	XXX				0	0	0
10. 2016.....	XXX	XXX	XXX	XXX	XXX	XXX	XXX	XXX			0	XXX	XXX
11. 2017.....	XXX	XXX	XXX	XXX	XXX	XXX	XXX	XXX	XXX		XXX	XXX	XXX
12. Totals											4	4	

SCHEDULE P - PART 2P - REINSURANCE

NONPROPORTIONAL ASSUMED FINANCIAL LINES

1. Prior.....											0	0
2. 2008.....											0	0
3. 2009.....	XXX										0	0
4. 2010.....	XXX	XXX									0	0
5. 2011.....	XXX	XXX	XXX								0	0
6. 2012.....	XXX	XXX	XXX	XXX							0	0
7. 2013.....	XXX	XXX	XXX	XXX	XXX						0	0
8. 2014.....	XXX	XXX	XXX	XXX	XXX	XXX					0	0
9. 2015.....	XXX	XXX	XXX	XXX	XXX	XXX	XXX				0	0
10. 2016.....	XXX	XXX	XXX	XXX	XXX	XXX	XXX	XXX			0	XXX
11. 2017.....	XXX	XXX	XXX	XXX	XXX	XXX	XXX	XXX	XXX		XXX	XXX
12. Totals											0	0

NONE

SCHEDULE P - PART 2R - SECTION 1 - PRODUCTS LIABILITY - OCCURRENCE

Years in Which Losses Were Incurred	Incurred Net Losses and Defense and Cost Containment Expenses Reported at Year End (\$000 omitted)										Development	
	1	2	3	4	5	6	7	8	9	10	11	12
	2008	2009	2010	2011	2012	2013	2014	2015	2016	2017	One Year	Two Year
1. Prior.....	44,846	35,311	39,893	38,639	35,663	56,027	63,042	72,614	67,792	70,365	2,573	(2,249)
2. 2008.....											.0	.0
3. 2009.....	.XXX										.0	.0
4. 2010.....	.XXX	.XXX									.0	.0
5. 2011.....	.XXX	.XXX	.XXX								.0	.0
6. 2012.....	.XXX	.XXX	.XXX	.XXX							.0	.0
7. 2013.....	.XXX	.XXX	.XXX	.XXX	.XXX						.0	.0
8. 2014.....	.XXX	.XXX	.XXX	.XXX	.XXX	.XXX					.0	.0
9. 2015.....	.XXX	.XXX	.XXX	.XXX	.XXX	.XXX	.XXX				.0	.0
10. 2016.....	.XXX	.XXX	.XXX	.XXX	.XXX	.XXX	.XXX	.XXX			.0	.XXX
11. 2017.....	.XXX	.XXX	.XXX	.XXX	.XXX	.XXX	.XXX	.XXX	.XXX		.XXX	.XXX
12. Totals											2,573	(2,249)

SCHEDULE P - PART 2R - SECTION 2 - PRODUCTS LIABILITY - CLAIMS-MADE

1. Prior.....											.0	.0	
2. 2008.....											.0	.0	
3. 2009.....	.XXX										.0	.0	
4. 2010.....	.XXX	.XXX									.0	.0	
5. 2011.....	.XXX	.XXX	.XXX								.0	.0	
6. 2012.....	.XXX	.XXX	.XXX	.XXX	NONE							.0	.0
7. 2013.....	.XXX	.XXX	.XXX	.XXX	.XXX						.0	.0	
8. 2014.....	.XXX	.XXX	.XXX	.XXX	.XXX	.XXX					.0	.0	
9. 2015.....	.XXX	.XXX	.XXX	.XXX	.XXX	.XXX	.XXX				.0	.0	
10. 2016.....	.XXX	.XXX	.XXX	.XXX	.XXX	.XXX	.XXX	.XXX			.0	.XXX	
11. 2017.....	.XXX	.XXX	.XXX	.XXX	.XXX	.XXX	.XXX	.XXX	.XXX		.XXX	.XXX	
12. Totals											.0	.0	

SCHEDULE P - PART 2S - FINANCIAL GUARANTY/MORTGAGE GUARANTY

1. Prior.....	.XXX	.XXX	.XXX	.XXX	.XXX	.XXX					.0	.0
2. 2016.....	.XXX	.XXX	.XXX	.XXX	.XXX	.XXX	.XXX				.0	.XXX
3. 2017.....	.XXX	.XXX	.XXX	.XXX	.XXX	.XXX	.XXX	.XXX	.XXX		.XXX	.XXX
4. Totals											.0	.0

SCHEDULE P - PART 2T - WARRANTY

1. Prior.....	.XXX	.XXX	.XXX	.XXX	.XXX	.XXX					.0	.0
2. 2016.....	.XXX	.XXX	.XXX	.XXX	.XXX	.XXX	.XXX				.0	.XXX
3. 2017.....	.XXX	.XXX	.XXX	.XXX	.XXX	.XXX	.XXX	.XXX	.XXX		.XXX	.XXX
4. Totals											.0	.0

SCHEDULE P - PART 3A - HOMEOWNERS/FARMOWNERS

Years in Which Losses Were Incurred	Cumulative Paid Net Losses and Defense and Cost Containment Expenses Reported at Year End (\$000 omitted)										11 Number of Claims Closed With Loss Payment	12 Number of Claims Closed Without Loss Payment
	1 2008	2 2009	3 2010	4 2011	5 2012	6 2013	7 2014	8 2015	9 2016	10 2017		
1. Prior.....	.000											
2. 2008.....												
3. 2009.....	.XXX											
4. 2010.....	.XXX	.XXX										
5. 2011.....	.XXX	.XXX	.XXX									
6. 2012.....	.XXX	.XXX	.XXX	.XXX								
7. 2013.....	.XXX	.XXX	.XXX	.XXX	.XXX							
8. 2014.....	.XXX	.XXX	.XXX	.XXX	.XXX	.XXX						
9. 2015.....	.XXX	.XXX	.XXX	.XXX	.XXX	.XXX	.XXX					
10. 2016.....	.XXX	.XXX	.XXX	.XXX	.XXX	.XXX	.XXX	.XXX	.XXX			
11. 2017.....	.XXX	.XXX	.XXX	.XXX	.XXX	.XXX	.XXX	.XXX	.XXX	.XXX		

NONE

SCHEDULE P - PART 3B - PRIVATE PASSENGER AUTO LIABILITY/MEDICAL

1. Prior.....	.000											
2. 2008.....												
3. 2009.....	.XXX											
4. 2010.....	.XXX	.XXX										
5. 2011.....	.XXX	.XXX	.XXX									
6. 2012.....	.XXX	.XXX	.XXX	.XXX								
7. 2013.....	.XXX	.XXX	.XXX	.XXX	.XXX							
8. 2014.....	.XXX	.XXX	.XXX	.XXX	.XXX	.XXX						
9. 2015.....	.XXX	.XXX	.XXX	.XXX	.XXX	.XXX	.XXX					
10. 2016.....	.XXX	.XXX	.XXX	.XXX	.XXX	.XXX	.XXX	.XXX	.XXX			
11. 2017.....	.XXX	.XXX	.XXX	.XXX	.XXX	.XXX	.XXX	.XXX	.XXX	.XXX		

NONE

SCHEDULE P - PART 3C - COMMERCIAL AUTO/TRUCK LIABILITY/MEDICAL

1. Prior.....	.000											
2. 2008.....												
3. 2009.....	.XXX											
4. 2010.....	.XXX	.XXX										
5. 2011.....	.XXX	.XXX	.XXX									
6. 2012.....	.XXX	.XXX	.XXX	.XXX								
7. 2013.....	.XXX	.XXX	.XXX	.XXX	.XXX							
8. 2014.....	.XXX	.XXX	.XXX	.XXX	.XXX	.XXX						
9. 2015.....	.XXX	.XXX	.XXX	.XXX	.XXX	.XXX	.XXX					
10. 2016.....	.XXX	.XXX	.XXX	.XXX	.XXX	.XXX	.XXX	.XXX	.XXX			
11. 2017.....	.XXX	.XXX	.XXX	.XXX	.XXX	.XXX	.XXX	.XXX	.XXX	.XXX		

NONE

**SCHEDULE P - PART 3D - WORKERS' COMPENSATION
(EXCLUDING EXCESS WORKERS' COMPENSATION)**

1. Prior.....	.000					1	1	1	29	29	50	13	10
2. 2008.....													
3. 2009.....	.XXX												
4. 2010.....	.XXX	.XXX											
5. 2011.....	.XXX	.XXX	.XXX										
6. 2012.....	.XXX	.XXX	.XXX	.XXX									
7. 2013.....	.XXX	.XXX	.XXX	.XXX	.XXX								
8. 2014.....	.XXX	.XXX	.XXX	.XXX	.XXX	.XXX							
9. 2015.....	.XXX	.XXX	.XXX	.XXX	.XXX	.XXX	.XXX	.XXX					
10. 2016.....	.XXX	.XXX	.XXX	.XXX	.XXX	.XXX	.XXX	.XXX	.XXX	.XXX			
11. 2017.....	.XXX	.XXX	.XXX	.XXX	.XXX	.XXX	.XXX	.XXX	.XXX	.XXX			

SCHEDULE P - PART 3E - COMMERCIAL MULTIPLE PERIL

1. Prior.....	.000											1,027	1,038
2. 2008.....													
3. 2009.....	.XXX												
4. 2010.....	.XXX	.XXX											
5. 2011.....	.XXX	.XXX	.XXX										
6. 2012.....	.XXX	.XXX	.XXX	.XXX									
7. 2013.....	.XXX	.XXX	.XXX	.XXX	.XXX								
8. 2014.....	.XXX	.XXX	.XXX	.XXX	.XXX	.XXX							
9. 2015.....	.XXX	.XXX	.XXX	.XXX	.XXX	.XXX	.XXX	.XXX					
10. 2016.....	.XXX	.XXX	.XXX	.XXX	.XXX	.XXX	.XXX	.XXX	.XXX				
11. 2017.....	.XXX	.XXX	.XXX	.XXX	.XXX	.XXX	.XXX	.XXX	.XXX	.XXX			

SCHEDULE P - PART 3F - SECTION 1 - MEDICAL PROFESSIONAL LIABILITY - OCCURRENCE

Years in Which Losses Were Incurred	Cumulative Paid Net Losses and Defense and Cost Containment Expenses Reported at Year End (\$000 omitted)										11 Number of Claims Closed With Loss Payment	12 Number of Claims Closed Without Loss Payment	
	1 2008	2 2009	3 2010	4 2011	5 2012	6 2013	7 2014	8 2015	9 2016	10 2017			
1. Prior.....	.000.....												
2. 2008.....													
3. 2009.....	.XXX.....												
4. 2010.....	.XXX.....	.XXX.....											
5. 2011.....	.XXX.....	.XXX.....	.XXX.....										
6. 2012.....	.XXX.....	.XXX.....	.XXX.....	.XXX.....									
7. 2013.....	.XXX.....	.XXX.....	.XXX.....	.XXX.....	.XXX.....								
8. 2014.....	.XXX.....	.XXX.....	.XXX.....	.XXX.....	.XXX.....	.XXX.....							
9. 2015.....	.XXX.....	.XXX.....	.XXX.....	.XXX.....	.XXX.....	.XXX.....	.XXX.....						
10. 2016.....	.XXX.....	.XXX.....	.XXX.....	.XXX.....	.XXX.....	.XXX.....	.XXX.....	.XXX.....	.XXX.....				
11. 2017.....	.XXX.....	.XXX.....	.XXX.....	.XXX.....	.XXX.....	.XXX.....	.XXX.....	.XXX.....	.XXX.....	.XXX.....			

NONE

SCHEDULE P - PART 3F - SECTION 2 - MEDICAL PROFESSIONAL LIABILITY - CLAIMS-MADE

1. Prior.....	.000.....												
2. 2008.....													
3. 2009.....	.XXX.....												
4. 2010.....	.XXX.....	.XXX.....											
5. 2011.....	.XXX.....	.XXX.....	.XXX.....										
6. 2012.....	.XXX.....	.XXX.....	.XXX.....	.XXX.....									
7. 2013.....	.XXX.....	.XXX.....	.XXX.....	.XXX.....	.XXX.....								
8. 2014.....	.XXX.....	.XXX.....	.XXX.....	.XXX.....	.XXX.....	.XXX.....							
9. 2015.....	.XXX.....	.XXX.....	.XXX.....	.XXX.....	.XXX.....	.XXX.....	.XXX.....						
10. 2016.....	.XXX.....	.XXX.....	.XXX.....	.XXX.....	.XXX.....	.XXX.....	.XXX.....	.XXX.....	.XXX.....				
11. 2017.....	.XXX.....	.XXX.....	.XXX.....	.XXX.....	.XXX.....	.XXX.....	.XXX.....	.XXX.....	.XXX.....	.XXX.....			

NONE

SCHEDULE P - PART 3G - SPECIAL LIABILITY (OCEAN MARINE, AIRCRAFT (ALL PERILS), BOILER AND MACHINERY)

1. Prior.....	.000.....	(6)	(6)	(6)	(6)	(6)	(6)	(6)	(6)	(6)	(6)	.XXX.....	.XXX.....
2. 2008.....			.625	.625	.625	.625	.625	.625	.625	.625	.625	.XXX.....	.XXX.....
3. 2009.....	.XXX.....											.XXX.....	.XXX.....
4. 2010.....	.XXX.....	.XXX.....										.XXX.....	.XXX.....
5. 2011.....	.XXX.....	.XXX.....	.XXX.....									.XXX.....	.XXX.....
6. 2012.....	.XXX.....	.XXX.....	.XXX.....	.XXX.....								.XXX.....	.XXX.....
7. 2013.....	.XXX.....	.XXX.....	.XXX.....	.XXX.....	.XXX.....							.XXX.....	.XXX.....
8. 2014.....	.XXX.....	.XXX.....	.XXX.....	.XXX.....	.XXX.....	.XXX.....						.XXX.....	.XXX.....
9. 2015.....	.XXX.....	.XXX.....	.XXX.....	.XXX.....	.XXX.....	.XXX.....	.XXX.....					.XXX.....	.XXX.....
10. 2016.....	.XXX.....	.XXX.....	.XXX.....	.XXX.....	.XXX.....	.XXX.....	.XXX.....	.XXX.....	.XXX.....			.XXX.....	.XXX.....
11. 2017.....	.XXX.....	.XXX.....	.XXX.....	.XXX.....	.XXX.....	.XXX.....	.XXX.....	.XXX.....	.XXX.....	.XXX.....		.XXX.....	.XXX.....

SCHEDULE P - PART 3H - SECTION 1 - OTHER LIABILITY - OCCURRENCE

1. Prior.....	.000.....	.457	.966	1,510	2,657	3,092	3,845	4,713	6,797	7,766	6,380	4,903
2. 2008.....												
3. 2009.....	.XXX.....											
4. 2010.....	.XXX.....	.XXX.....										
5. 2011.....	.XXX.....	.XXX.....	.XXX.....									
6. 2012.....	.XXX.....	.XXX.....	.XXX.....	.XXX.....								
7. 2013.....	.XXX.....	.XXX.....	.XXX.....	.XXX.....	.XXX.....							
8. 2014.....	.XXX.....	.XXX.....	.XXX.....	.XXX.....	.XXX.....	.XXX.....						
9. 2015.....	.XXX.....	.XXX.....	.XXX.....	.XXX.....	.XXX.....	.XXX.....	.XXX.....					
10. 2016.....	.XXX.....	.XXX.....	.XXX.....	.XXX.....	.XXX.....	.XXX.....	.XXX.....	.XXX.....				
11. 2017.....	.XXX.....	.XXX.....	.XXX.....	.XXX.....	.XXX.....	.XXX.....	.XXX.....	.XXX.....	.XXX.....	.XXX.....		

SCHEDULE P - PART 3H - SECTION 2 - OTHER LIABILITY - CLAIMS-MADE

1. Prior.....	.000.....											
2. 2008.....												
3. 2009.....	.XXX.....											
4. 2010.....	.XXX.....	.XXX.....										
5. 2011.....	.XXX.....	.XXX.....	.XXX.....									
6. 2012.....	.XXX.....	.XXX.....	.XXX.....	.XXX.....								
7. 2013.....	.XXX.....	.XXX.....	.XXX.....	.XXX.....	.XXX.....							
8. 2014.....	.XXX.....	.XXX.....	.XXX.....	.XXX.....	.XXX.....	.XXX.....						
9. 2015.....	.XXX.....	.XXX.....	.XXX.....	.XXX.....	.XXX.....	.XXX.....	.XXX.....					
10. 2016.....	.XXX.....	.XXX.....	.XXX.....	.XXX.....	.XXX.....	.XXX.....	.XXX.....	.XXX.....				
11. 2017.....	.XXX.....	.XXX.....	.XXX.....	.XXX.....	.XXX.....	.XXX.....	.XXX.....	.XXX.....	.XXX.....	.XXX.....		

NONE

SCHEDULE P - PART 3I - SPECIAL PROPERTY (FIRE, ALLIED LINES, INLAND MARINE, EARTHQUAKE, BURGLARY AND THEFT)

Years in Which Losses Were Incurred	Cumulative Paid Net Losses and Defense and Containment Expenses Reported at Year End (\$000 omitted)										11 Number of Claims Closed With Loss Payment	12 Number of Claims Closed Without Loss Payment	
	1 2008	2 2009	3 2010	4 2011	5 2012	6 2013	7 2014	8 2015	9 2016	10 2017			
1. Prior.....	XXX	XXX	XXX	XXX	XXX	XXX	XXX	XXX	.000			XXX	XXX
2. 2016.....	XXX	XXX	XXX	XXX	XXX	XXX	XXX	XXX	XXX			XXX	XXX
3. 2017.....	XXX	XXX	XXX	XXX	XXX	XXX	XXX	XXX	XXX	XXX		XXX	XXX

SCHEDULE P - PART 3J - AUTO PHYSICAL DAMAGE

1. Prior.....	XXX	XXX	XXX	XXX	XXX	XXX	XXX	.000				
2. 2016.....	XXX	XXX	XXX	XXX	XXX	XXX	XXX	XXX				
3. 2017.....	XXX	XXX	XXX	XXX	XXX	XXX	XXX	XXX	XXX			

SCHEDULE P - PART 3K - FIDELITY/SURETY

1. Prior.....	XXX	XXX	XXX	XXX	XXX	XXX	XXX	.000			XXX	XXX
2. 2016.....	XXX	XXX	XXX	XXX	XXX	XXX	XXX	XXX			XXX	XXX
3. 2017.....	XXX	XXX	XXX	XXX	XXX	XXX	XXX	XXX	XXX		XXX	XXX

SCHEDULE P - PART 3L - OTHER (INCLUDING CREDIT, ACCIDENT AND HEALTH)

1. Prior.....	XXX	XXX	XXX	XXX	XXX	XXX	XXX	.000			XXX	XXX
2. 2016.....	XXX	XXX	XXX	XXX	XXX	XXX	XXX	XXX			XXX	XXX
3. 2017.....	XXX	XXX	XXX	XXX	XXX	XXX	XXX	XXX	XXX		XXX	XXX

SCHEDULE P - PART 3M - INTERNATIONAL

1. Prior.....	.000										XXX	XXX
2. 2008.....											XXX	XXX
3. 2009.....	XXX										XXX	XXX
4. 2010.....	XXX	XXX									XXX	XXX
5. 2011.....	XXX	XXX	XXX								XXX	XXX
6. 2012.....	XXX	XXX	XXX	XXX							XXX	XXX
7. 2013.....	XXX	XXX	XXX	XXX	XXX						XXX	XXX
8. 2014.....	XXX	XXX	XXX	XXX	XXX	XXX					XXX	XXX
9. 2015.....	XXX	XXX	XXX	XXX	XXX	XXX	XXX				XXX	XXX
10. 2016.....	XXX	XXX	XXX	XXX	XXX	XXX	XXX	XXX			XXX	XXX
11. 2017.....	XXX	XXX	XXX	XXX	XXX	XXX	XXX	XXX	XXX	XXX	XXX	XXX

SCHEDULE P - PART 3N - REINSURANCE

NONPROPORTIONAL ASSUMED PROPERTY

Years in Which Losses Were Incurred	Cumulative Paid Net Losses and Defense and Cost Containment Expenses Reported at Year End (\$000 omitted)										11 Number of Claims Closed With Loss Payment	12 Number of Claims Closed Without Loss Payment
	1 2008	2 2009	3 2010	4 2011	5 2012	6 2013	7 2014	8 2015	9 2016	10 2017		
1. Prior.....	.000.....					(0)	(0)	(0)	(0)	(0)	XXX	XXX
2. 2008.....	39,854	39,854	39,854	39,854	39,854	39,854	39,854	39,854	39,854	39,854	XXX	XXX
3. 2009.....	XXX	37,577	37,577	37,577	37,577	37,577	37,577	37,577	37,577	37,577	XXX	XXX
4. 2010.....	XXX	XXX	15,466	15,466	15,466	15,466	15,466	15,466	15,466	15,466	XXX	XXX
5. 2011.....	XXX	XXX	XXX	54,376	54,376	54,376	54,376	54,376	54,376	54,376	XXX	XXX
6. 2012.....	XXX	XXX	XXX	XXX	38,154	38,154	38,154	38,154	38,154	38,154	XXX	XXX
7. 2013.....	XXX	XXX	XXX	XXX	XXX	1,539	1,539	1,539	1,539	1,539	XXX	XXX
8. 2014.....	XXX	XXX	XXX	XXX	XXX	XXX	19,994	19,994	19,994	19,994	XXX	XXX
9. 2015.....	XXX	XXX	XXX	XXX	XXX	XXX	XXX	23,726	23,726	23,726	XXX	XXX
10. 2016.....	XXX	XXX	XXX	XXX	XXX	XXX	XXX	XXX	42,835	42,835	XXX	XXX
11. 2017.....	XXX	XXX	XXX	XXX	XXX	XXX	XXX	XXX	XXX	76,579	XXX	XXX

SCHEDULE P - PART 3O - REINSURANCE

NONPROPORTIONAL ASSUMED LIABILITY

1. Prior.....	.000										XXX	XXX
2. 2008.....											XXX	XXX
3. 2009.....	XXX										XXX	XXX
4. 2010.....	XXX	XXX									XXX	XXX
5. 2011.....	XXX	XXX	XXX								XXX	XXX
6. 2012.....	XXX	XXX	XXX	XXX							XXX	XXX
7. 2013.....	XXX	XXX	XXX	XXX	XXX						XXX	XXX
8. 2014.....	XXX	XXX	XXX	XXX	XXX	XXX					XXX	XXX
9. 2015.....	XXX	XXX	XXX	XXX	XXX	XXX	XXX				XXX	XXX
10. 2016.....	XXX	XXX	XXX	XXX	XXX	XXX	XXX	XXX			XXX	XXX
11. 2017.....	XXX	XXX	XXX	XXX	XXX	XXX	XXX	XXX	XXX	XXX	XXX	XXX

SCHEDULE P - PART 3P - REINSURANCE

NONPROPORTIONAL ASSUMED FINANCIAL LINES

1. Prior.....	.000										XXX	XXX
2. 2008.....											XXX	XXX
3. 2009.....	XXX										XXX	XXX
4. 2010.....	XXX	XXX									XXX	XXX
5. 2011.....	XXX	XXX	XXX								XXX	XXX
6. 2012.....	XXX	XXX	XXX	XXX							XXX	XXX
7. 2013.....	XXX	XXX	XXX	XXX	XXX						XXX	XXX
8. 2014.....	XXX	XXX	XXX	XXX	XXX	XXX					XXX	XXX
9. 2015.....	XXX	XXX	XXX	XXX	XXX	XXX	XXX				XXX	XXX
10. 2016.....	XXX	XXX	XXX	XXX	XXX	XXX	XXX	XXX			XXX	XXX
11. 2017.....	XXX	XXX	XXX	XXX	XXX	XXX	XXX	XXX	XXX	XXX	XXX	XXX

SCHEDULE P - PART 3R-SECTION 1 - PRODUCTS LIABILITY - OCCURRENCE

Years in Which Losses Were Incurred	Cumulative Paid Net Losses and Defense and Cost Containment Expenses Reported at Year End (\$000 omitted)										11 Number of Claims Closed With Loss Payment	12 Number of Claims Closed Without Loss Payment
	1 2008	2 2009	3 2010	4 2011	5 2012	6 2013	7 2014	8 2015	9 2016	10 2017		
1. Prior.....	.000.....	3,400.....	5,219.....	8,938.....	13,470.....	14,636.....	16,561.....	18,129.....	19,457.....	19,723.....	.674.....	1,031.....
2. 2008.....												
3. 2009.....	.XXX.....											
4. 2010.....	.XXX.....	.XXX.....										
5. 2011.....	.XXX.....	.XXX.....	.XXX.....									
6. 2012.....	.XXX.....	.XXX.....	.XXX.....	.XXX.....								
7. 2013.....	.XXX.....	.XXX.....	.XXX.....	.XXX.....	.XXX.....							
8. 2014.....	.XXX.....	.XXX.....	.XXX.....	.XXX.....	.XXX.....	.XXX.....						
9. 2015.....	.XXX.....	.XXX.....	.XXX.....	.XXX.....	.XXX.....	.XXX.....	.XXX.....					
10. 2016.....	.XXX.....	.XXX.....	.XXX.....	.XXX.....	.XXX.....	.XXX.....	.XXX.....	.XXX.....				
11. 2017.....	.XXX.....	.XXX.....	.XXX.....	.XXX.....	.XXX.....	.XXX.....	.XXX.....	.XXX.....	.XXX.....			

SCHEDULE P - PART 3R-SECTION 2 - PRODUCTS LIABILITY- CLAIMS-MADE

1. Prior.....	.000.....											
2. 2008.....												
3. 2009.....	.XXX.....											
4. 2010.....	.XXX.....	.XXX.....										
5. 2011.....	.XXX.....	.XXX.....	.XXX.....									
6. 2012.....	.XXX.....	.XXX.....	.XXX.....	.XXX.....								
7. 2013.....	.XXX.....	.XXX.....	.XXX.....	.XXX.....	.XXX.....							
8. 2014.....	.XXX.....	.XXX.....	.XXX.....	.XXX.....	.XXX.....	.XXX.....						
9. 2015.....	.XXX.....	.XXX.....	.XXX.....	.XXX.....	.XXX.....	.XXX.....	.XXX.....					
10. 2016.....	.XXX.....	.XXX.....	.XXX.....	.XXX.....	.XXX.....	.XXX.....	.XXX.....	.XXX.....				
11. 2017.....	.XXX.....	.XXX.....	.XXX.....	.XXX.....	.XXX.....	.XXX.....	.XXX.....	.XXX.....	.XXX.....			

NONE

SCHEDULE P - PART 3S - FINANCIAL GUARANTY/MORTGAGE GUARANTY

1. Prior.....	.XXX.....	.XXX.....	.XXX.....	.XXX.....	.XXX.....	.XXX.....	.XXX.....	.XXX.....	.XXX.....	.XXX.....	.XXX.....	.XXX.....
2. 2016.....	.XXX.....	.XXX.....	.XXX.....	.XXX.....	.XXX.....	.XXX.....	.XXX.....	.XXX.....	.XXX.....	.XXX.....	.XXX.....	.XXX.....
3. 2017.....	.XXX.....	.XXX.....	.XXX.....	.XXX.....	.XXX.....	.XXX.....	.XXX.....	.XXX.....	.XXX.....	.XXX.....	.XXX.....	.XXX.....

NONE

SCHEDULE P - PART 3T - WARRANTY

1. Prior.....	.XXX.....	.XXX.....	.XXX.....	.XXX.....	.XXX.....	.XXX.....	.XXX.....	.XXX.....	.XXX.....	.XXX.....	.XXX.....	.XXX.....
2. 2016.....	.XXX.....	.XXX.....	.XXX.....	.XXX.....	.XXX.....	.XXX.....	.XXX.....	.XXX.....	.XXX.....	.XXX.....	.XXX.....	.XXX.....
3. 2017.....	.XXX.....	.XXX.....	.XXX.....	.XXX.....	.XXX.....	.XXX.....	.XXX.....	.XXX.....	.XXX.....	.XXX.....	.XXX.....	.XXX.....

NONE

SCHEDULE P - PART 4A - HOMEOWNERS/FARMOWNERS

Bulk and IBNR Reserves on Net Losses and Defense and Cost Containment Expenses Reported at Year End (\$000 omitted)

Years in Which Losses Were Incurred	1	2	3	4	5	6	7	8	9	10
	2008	2009	2010	2011	2012	2013	2014	2015	2016	2017
1. Prior.....										
2. 2008.....										
3. 2009.....	XXX									
4. 2010.....	XXX	XXX								
5. 2011.....	XXX	XXX	XXX							
6. 2012.....	XXX	XXX	XXX	XXX						
7. 2013.....	XXX	XXX	XXX	XXX	XXX					
8. 2014.....	XXX	XXX	XXX	XXX	XXX	XXX				
9. 2015.....	XXX	XXX	XXX	XXX	XXX	XXX	XXX			
10. 2016.....	XXX	XXX	XXX	XXX	XXX	XXX	XXX	XXX		
11. 2017.....	XXX	XXX	XXX	XXX	XXX	XXX	XXX	XXX	XXX	XXX

NONE

SCHEDULE P - PART 4B - PRIVATE PASSENGER AUTO LIABILITY/MEDICAL

1. Prior.....										
2. 2008.....										
3. 2009.....	XXX									
4. 2010.....	XXX	XXX								
5. 2011.....	XXX	XXX	XXX							
6. 2012.....	XXX	XXX	XXX	XXX						
7. 2013.....	XXX	XXX	XXX	XXX	XXX					
8. 2014.....	XXX	XXX	XXX	XXX	XXX	XXX				
9. 2015.....	XXX	XXX	XXX	XXX	XXX	XXX	XXX			
10. 2016.....	XXX	XXX	XXX	XXX	XXX	XXX	XXX	XXX		
11. 2017.....	XXX	XXX	XXX	XXX	XXX	XXX	XXX	XXX	XXX	XXX

NONE

SCHEDULE P - PART 4C - COMMERCIAL AUTO/TRUCK LIABILITY/MEDICAL

1. Prior.....										
2. 2008.....										
3. 2009.....	XXX									
4. 2010.....	XXX	XXX								
5. 2011.....	XXX	XXX	XXX							
6. 2012.....	XXX	XXX	XXX	XXX						
7. 2013.....	XXX	XXX	XXX	XXX	XXX					
8. 2014.....	XXX	XXX	XXX	XXX	XXX	XXX				
9. 2015.....	XXX	XXX	XXX	XXX	XXX	XXX	XXX			
10. 2016.....	XXX	XXX	XXX	XXX	XXX	XXX	XXX	XXX		
11. 2017.....	XXX	XXX	XXX	XXX	XXX	XXX	XXX	XXX	XXX	XXX

NONE

**SCHEDULE P - PART 4D - WORKERS' COMPENSATION
(EXCLUDING EXCESS WORKERS' COMPENSATION)**

1. Prior.....	991	991	991	991	103	251	192	215	172	205
2. 2008.....										
3. 2009.....	XXX									
4. 2010.....	XXX	XXX								
5. 2011.....	XXX	XXX	XXX							
6. 2012.....	XXX	XXX	XXX	XXX						
7. 2013.....	XXX	XXX	XXX	XXX	XXX					
8. 2014.....	XXX	XXX	XXX	XXX	XXX	XXX				
9. 2015.....	XXX	XXX	XXX	XXX	XXX	XXX	XXX			
10. 2016.....	XXX	XXX	XXX	XXX	XXX	XXX	XXX	XXX		
11. 2017.....	XXX	XXX	XXX	XXX	XXX	XXX	XXX	XXX	XXX	XXX

SCHEDULE P - PART 4E - COMMERCIAL MULTIPLE PERIL

1. Prior.....										
2. 2008.....										
3. 2009.....	XXX									
4. 2010.....	XXX	XXX								
5. 2011.....	XXX	XXX	XXX							
6. 2012.....	XXX	XXX	XXX	XXX						
7. 2013.....	XXX	XXX	XXX	XXX	XXX					
8. 2014.....	XXX	XXX	XXX	XXX	XXX	XXX				
9. 2015.....	XXX	XXX	XXX	XXX	XXX	XXX	XXX			
10. 2016.....	XXX	XXX	XXX	XXX	XXX	XXX	XXX	XXX		
11. 2017.....	XXX	XXX	XXX	XXX	XXX	XXX	XXX	XXX	XXX	XXX

NONE

SCHEDULE P - PART 4F - SECTION 1 - MEDICAL PROFESSIONAL LIABILITY - OCCURRENCE

Bulk and IBNR Reserves on Net Losses and Defense and Cost Containment Expenses Reported at Year End (\$000 omitted)

Years in Which Losses Were Incurred	1	2	3	4	5	6	7	8	9	10
	2008	2009	2010	2011	2012	2013	2014	2015	2016	2017
1. Prior.....										
2. 2008.....										
3. 2009.....	XXX									
4. 2010.....	XXX	XXX								
5. 2011.....	XXX	XXX	XXX							
6. 2012.....	XXX	XXX	XXX	XXX						
7. 2013.....	XXX	XXX	XXX	XXX	XXX					
8. 2014.....	XXX	XXX	XXX	XXX	XXX	XXX				
9. 2015.....	XXX	XXX	XXX	XXX	XXX	XXX	XXX			
10. 2016.....	XXX	XXX	XXX	XXX	XXX	XXX	XXX	XXX		
11. 2017.....	XXX	XXX	XXX	XXX	XXX	XXX	XXX	XXX	XXX	XXX

NONE

SCHEDULE P - PART 4F - SECTION 2 - MEDICAL PROFESSIONAL LIABILITY - CLAIMS-MADE

1. Prior.....										
2. 2008.....										
3. 2009.....	XXX									
4. 2010.....	XXX	XXX								
5. 2011.....	XXX	XXX	XXX							
6. 2012.....	XXX	XXX	XXX	XXX						
7. 2013.....	XXX	XXX	XXX	XXX	XXX					
8. 2014.....	XXX	XXX	XXX	XXX	XXX	XXX				
9. 2015.....	XXX	XXX	XXX	XXX	XXX	XXX	XXX			
10. 2016.....	XXX	XXX	XXX	XXX	XXX	XXX	XXX	XXX		
11. 2017.....	XXX	XXX	XXX	XXX	XXX	XXX	XXX	XXX	XXX	XXX

NONE

SCHEDULE P - PART 4G - SPECIAL LIABILITY (OCEAN MARINE, AIRCRAFT (ALL PERILS), BOILER AND MACHINERY)

1. Prior.....										
2. 2008.....										
3. 2009.....	XXX									
4. 2010.....	XXX	XXX								
5. 2011.....	XXX	XXX	XXX							
6. 2012.....	XXX	XXX	XXX	XXX						
7. 2013.....	XXX	XXX	XXX	XXX	XXX					
8. 2014.....	XXX	XXX	XXX	XXX	XXX	XXX				
9. 2015.....	XXX	XXX	XXX	XXX	XXX	XXX	XXX			
10. 2016.....	XXX	XXX	XXX	XXX	XXX	XXX	XXX	XXX		
11. 2017.....	XXX	XXX	XXX	XXX	XXX	XXX	XXX	XXX	XXX	XXX

NONE

SCHEDULE P - PART 4H - SECTION 1 - OTHER LIABILITY - OCCURRENCE

1. Prior.....	3,117	3,050	3,722	4,679	7,364	12,568	19,345	22,739	20,591	17,050
2. 2008.....										
3. 2009.....	XXX									
4. 2010.....	XXX	XXX								
5. 2011.....	XXX	XXX	XXX							
6. 2012.....	XXX	XXX	XXX	XXX						
7. 2013.....	XXX	XXX	XXX	XXX	XXX					
8. 2014.....	XXX	XXX	XXX	XXX	XXX	XXX				
9. 2015.....	XXX	XXX	XXX	XXX	XXX	XXX	XXX			
10. 2016.....	XXX	XXX	XXX	XXX	XXX	XXX	XXX	XXX		
11. 2017.....	XXX	XXX	XXX	XXX	XXX	XXX	XXX	XXX	XXX	XXX

SCHEDULE P - PART 4H - SECTION 2 - OTHER LIABILITY - CLAIMS-MADE

1. Prior.....										
2. 2008.....										
3. 2009.....	XXX									
4. 2010.....	XXX	XXX								
5. 2011.....	XXX	XXX	XXX							
6. 2012.....	XXX	XXX	XXX	XXX						
7. 2013.....	XXX	XXX	XXX	XXX	XXX					
8. 2014.....	XXX	XXX	XXX	XXX	XXX	XXX				
9. 2015.....	XXX	XXX	XXX	XXX	XXX	XXX	XXX			
10. 2016.....	XXX	XXX	XXX	XXX	XXX	XXX	XXX	XXX		
11. 2017.....	XXX	XXX	XXX	XXX	XXX	XXX	XXX	XXX	XXX	XXX

NONE

SCHEDULE P - PART 4I - SPECIAL PROPERTY (FIRE, ALLIED LINES, INLAND MARINE, EARTHQUAKE, BURGLARY AND THEFT)

Years in Which Losses Were Incurred	Bulk and IBNR Reserves on Net Losses and Defense and Cost Containment Expenses Reported at Year End (\$000 omitted)									
	1 2008	2 2009	3 2010	4 2011	5 2012	6 2013	7 2014	8 2015	9 2016	10 2017
1. Prior.....	XXX	XXX	XXX	XXX	XXX	XXX	XXX	XXX	XXX	XXX
2. 2016.....	XXX	XXX	XXX	XXX	XXX	XXX	XXX	XXX	XXX	XXX
3. 2017.....	XXX	XXX	XXX	XXX	XXX	XXX	XXX	XXX	XXX	XXX

SCHEDULE P - PART 4J - AUTO PHYSICAL DAMAGE

1. Prior.....	XXX	XXX	XXX	XXX	XXX	XXX	XXX	XXX	XXX	XXX
2. 2016.....	XXX	XXX	XXX	XXX	XXX	XXX	XXX	XXX	XXX	XXX
3. 2017.....	XXX	XXX	XXX	XXX	XXX	XXX	XXX	XXX	XXX	XXX

SCHEDULE P - PART 4K - FIDELITY/SURETY

1. Prior.....	XXX	XXX	XXX	XXX	XXX	XXX	XXX	XXX	XXX	XXX
2. 2016.....	XXX	XXX	XXX	XXX	XXX	XXX	XXX	XXX	XXX	XXX
3. 2017.....	XXX	XXX	XXX	XXX	XXX	XXX	XXX	XXX	XXX	XXX

SCHEDULE P - PART 4L - OTHER (INCLUDING CREDIT, ACCIDENT AND HEALTH)

1. Prior.....	XXX	XXX	XXX	XXX	XXX	XXX	XXX	XXX	XXX	XXX
2. 2016.....	XXX	XXX	XXX	XXX	XXX	XXX	XXX	XXX	XXX	XXX
3. 2017.....	XXX	XXX	XXX	XXX	XXX	XXX	XXX	XXX	XXX	XXX

SCHEDULE P - PART 4M - INTERNATIONAL

1. Prior.....										
2. 2008.....										
3. 2009.....	XXX									
4. 2010.....	XXX	XXX								
5. 2011.....	XXX	XXX	XXX							
6. 2012.....	XXX	XXX	XXX	XXX						
7. 2013.....	XXX	XXX	XXX	XXX	XXX					
8. 2014.....	XXX	XXX	XXX	XXX	XXX	XXX				
9. 2015.....	XXX	XXX	XXX	XXX	XXX	XXX	XXX			
10. 2016.....	XXX	XXX	XXX	XXX	XXX	XXX	XXX	XXX		
11. 2017.....	XXX	XXX	XXX	XXX	XXX	XXX	XXX	XXX	XXX	

SCHEDULE P - PART 4N - REINSURANCE

NONPROPORTIONAL ASSUMED PROPERTY

Years in Which Losses Were Incurred	Bulk and IBNR Reserves on Net Losses and Defense and Cost Containment Expenses Reported at Year End (\$000 omitted)									
	1	2	3	4	5	6	7	8	9	10
	2008	2009	2010	2011	2012	2013	2014	2015	2016	2017
1. Prior.....										
2. 2008.....										
3. 2009.....	XXX									
4. 2010.....	XXX	XXX								
5. 2011.....	XXX	XXX	XXX							
6. 2012.....	XXX	XXX	XXX	XXX						
7. 2013.....	XXX	XXX	XXX	XXX	XXX					
8. 2014.....	XXX	XXX	XXX	XXX	XXX	XXX				
9. 2015.....	XXX	XXX	XXX	XXX	XXX	XXX	XXX			
10. 2016.....	XXX	XXX	XXX	XXX	XXX	XXX	XXX	XXX		
11. 2017.....	XXX	XXX	XXX	XXX	XXX	XXX	XXX	XXX	XXX	

NONE

SCHEDULE P - PART 4O - REINSURANCE

NONPROPORTIONAL ASSUMED LIABILITY

1. Prior.....											4
2. 2008.....											
3. 2009.....	XXX										
4. 2010.....	XXX	XXX									
5. 2011.....	XXX	XXX	XXX								
6. 2012.....	XXX	XXX	XXX	XXX							
7. 2013.....	XXX	XXX	XXX	XXX	XXX						
8. 2014.....	XXX	XXX	XXX	XXX	XXX	XXX					
9. 2015.....	XXX	XXX	XXX	XXX	XXX	XXX	XXX				
10. 2016.....	XXX	XXX	XXX	XXX	XXX	XXX	XXX	XXX			
11. 2017.....	XXX	XXX	XXX	XXX	XXX	XXX	XXX	XXX	XXX		

SCHEDULE P - PART 4P - REINSURANCE

NONPROPORTIONAL ASSUMED FINANCIAL LINES

1. Prior.....											
2. 2008.....											
3. 2009.....	XXX										
4. 2010.....	XXX	XXX									
5. 2011.....	XXX	XXX	XXX								
6. 2012.....	XXX	XXX	XXX	XXX							
7. 2013.....	XXX	XXX	XXX	XXX	XXX						
8. 2014.....	XXX	XXX	XXX	XXX	XXX	XXX					
9. 2015.....	XXX	XXX	XXX	XXX	XXX	XXX	XXX				
10. 2016.....	XXX	XXX	XXX	XXX	XXX	XXX	XXX	XXX			
11. 2017.....	XXX	XXX	XXX	XXX	XXX	XXX	XXX	XXX	XXX		

NONE

SCHEDULE P - PART 4R-SECTION 1 - PRODUCTS LIABILITY - OCCURRENCE

Bulk and IBNR Reserves on Net Losses and Defense and Cost Containment Expenses Reported at Year End (\$000 omitted)

Years in Which Losses Were Incurred	1	2	3	4	5	6	7	8	9	10
	2008	2009	2010	2011	2012	2013	2014	2015	2016	2017
1. Prior.....	33,350	21,882	24,160	22,938	18,635	28,083	42,251	47,733	42,408	44,769
2. 2008.....										
3. 2009.....	XXX									
4. 2010.....	XXX	XXX								
5. 2011.....	XXX	XXX	XXX							
6. 2012.....	XXX	XXX	XXX	XXX						
7. 2013.....	XXX	XXX	XXX	XXX	XXX					
8. 2014.....	XXX	XXX	XXX	XXX	XXX	XXX				
9. 2015.....	XXX	XXX	XXX	XXX	XXX	XXX	XXX			
10. 2016.....	XXX	XXX	XXX	XXX	XXX	XXX	XXX	XXX		
11. 2017.....	XXX	XXX	XXX	XXX	XXX	XXX	XXX	XXX	XXX	

SCHEDULE P - PART 4R-SECTION 2 - PRODUCTS LIABILITY - CLAIMS-MADE

1. Prior.....										
2. 2008.....										
3. 2009.....	XXX									
4. 2010.....	XXX	XXX								
5. 2011.....	XXX	XXX	XXX							
6. 2012.....	XXX	XXX	XXX	XXX						
7. 2013.....	XXX	XXX	XXX	XXX	XXX					
8. 2014.....	XXX	XXX	XXX	XXX	XXX	XXX				
9. 2015.....	XXX	XXX	XXX	XXX	XXX	XXX	XXX			
10. 2016.....	XXX	XXX	XXX	XXX	XXX	XXX	XXX	XXX		
11. 2017.....	XXX	XXX	XXX	XXX	XXX	XXX	XXX	XXX	XXX	

NONE

SCHEDULE P - PART 4S - FINANCIAL GUARANTY/MORTGAGE GUARANTY

1. Prior.....	XXX	XXX	XXX	XXX	XXX	XXX	XXX			
2. 2016.....	XXX	XXX	XXX	XXX	XXX	XXX	XXX	XXX		
3. 2017.....	XXX	XXX	XXX	XXX	XXX	XXX	XXX	XXX	XXX	

NONE

SCHEDULE P - PART 4T - WARRANTY

1. Prior.....	XXX	XXX	XXX	XXX	XXX	XXX	XXX			
2. 2016.....	XXX	XXX	XXX	XXX	XXX	XXX	XXX	XXX		
3. 2017.....	XXX	XXX	XXX	XXX	XXX	XXX	XXX	XXX	XXX	

NONE

**Sch. P - Pt. 5A - Sn. 1
NONE**

**Sch. P - Pt. 5A - Sn. 2
NONE**

**Sch. P - Pt. 5A - Sn. 3
NONE**

**Sch. P - Pt. 5B - Sn. 1
NONE**

**Sch. P - Pt. 5B - Sn. 2
NONE**

**Sch. P - Pt. 5B - Sn. 3
NONE**

**Sch. P - Pt. 5C - Sn. 1
NONE**

**Sch. P - Pt. 5C - Sn. 2
NONE**

**Sch. P - Pt. 5C - Sn. 3
NONE**

**SCHEDULE P - PART 5D - WORKERS' COMPENSATION
(EXCLUDING EXCESS WORKERS' COMPENSATION)**

SECTION 1

Years in Which Premiums Were Earned and Losses Were Incurred	Cumulative Number of Claims Closed with Loss Payment Direct and Assumed at Year End									
	1 2008	2 2009	3 2010	4 2011	5 2012	6 2013	7 2014	8 2015	9 2016	10 2017
1. Prior.....										.1
2. 2008.....										
3. 2009.....	.XXX									
4. 2010.....	.XXX	.XXX								
5. 2011.....	.XXX	.XXX	.XXX							
6. 2012.....	.XXX	.XXX	.XXX	.XXX						
7. 2013.....	.XXX	.XXX	.XXX	.XXX	.XXX					
8. 2014.....	.XXX	.XXX	.XXX	.XXX	.XXX	.XXX				
9. 2015.....	.XXX	.XXX	.XXX	.XXX	.XXX	.XXX	.XXX			
10. 2016.....	.XXX	.XXX	.XXX	.XXX	.XXX	.XXX	.XXX	.XXX		
11. 2017.....	.XXX	.XXX	.XXX	.XXX	.XXX	.XXX	.XXX	.XXX	.XXX	

SECTION 2

Years in Which Premiums Were Earned and Losses Were Incurred	Number of Claims Outstanding Direct and Assumed at Year End									
	1 2008	2 2009	3 2010	4 2011	5 2012	6 2013	7 2014	8 2015	9 2016	10 2017
1. Prior.....	.2	.2	.2	.2			.3	.3	.3	.2
2. 2008.....										
3. 2009.....	.XXX									
4. 2010.....	.XXX	.XXX								
5. 2011.....	.XXX	.XXX	.XXX							
6. 2012.....	.XXX	.XXX	.XXX	.XXX						
7. 2013.....	.XXX	.XXX	.XXX	.XXX	.XXX					
8. 2014.....	.XXX	.XXX	.XXX	.XXX	.XXX	.XXX				
9. 2015.....	.XXX	.XXX	.XXX	.XXX	.XXX	.XXX	.XXX			
10. 2016.....	.XXX	.XXX	.XXX	.XXX	.XXX	.XXX	.XXX	.XXX		
11. 2017.....	.XXX	.XXX	.XXX	.XXX	.XXX	.XXX	.XXX	.XXX	.XXX	

SECTION 3

Years in Which Premiums Were Earned and Losses Were Incurred	Cumulative Number of Claims Reported Direct and Assumed at Year End									
	1 2008	2 2009	3 2010	4 2011	5 2012	6 2013	7 2014	8 2015	9 2016	10 2017
1. Prior.....										
2. 2008.....										
3. 2009.....	.XXX									
4. 2010.....	.XXX	.XXX								
5. 2011.....	.XXX	.XXX	.XXX	.XXX						
6. 2012.....	.XXX	.XXX	.XXX	.XXX	.XXX					
7. 2013.....	.XXX	.XXX	.XXX	.XXX	.XXX					
8. 2014.....	.XXX	.XXX	.XXX	.XXX	.XXX	.XXX				
9. 2015.....	.XXX	.XXX	.XXX	.XXX	.XXX	.XXX	.XXX			
10. 2016.....	.XXX	.XXX	.XXX	.XXX	.XXX	.XXX	.XXX	.XXX		
11. 2017.....	.XXX	.XXX	.XXX	.XXX	.XXX	.XXX	.XXX	.XXX	.XXX	

NONE

**Sch. P - Pt. 5E - Sn. 1
NONE**

**Sch. P - Pt. 5E - Sn. 2
NONE**

**Sch. P - Pt. 5E - Sn. 3
NONE**

**Sch. P - Pt. 5F - Sn. 1A
NONE**

**Sch. P - Pt. 5F - Sn. 2A
NONE**

**Sch. P - Pt. 5F - Sn. 3A
NONE**

**Sch. P - Pt. 5F - Sn. 1B
NONE**

**Sch. P - Pt. 5F - Sn. 2B
NONE**

**Sch. P - Pt. 5F - Sn. 3B
NONE**

SCHEDULE P - PART 5H - OTHER LIABILITY - OCCURRENCE

SECTION 1A

Years in Which Premiums Were Earned and Losses Were Incurred	Cumulative Number of Claims Closed with Loss Payment Direct and Assumed at Year End									
	1 2008	2 2009	3 2010	4 2011	5 2012	6 2013	7 2014	8 2015	9 2016	10 2017
1. Prior.....			3					3		19
2. 2008.....										
3. 2009.....	XXX									
4. 2010.....	XXX	XXX								
5. 2011.....	XXX	XXX	XXX							
6. 2012.....	XXX	XXX	XXX	XXX						
7. 2013.....	XXX	XXX	XXX	XXX	XXX					
8. 2014.....	XXX	XXX	XXX	XXX	XXX	XXX				
9. 2015.....	XXX	XXX	XXX	XXX	XXX	XXX	XXX			
10. 2016.....	XXX	XXX	XXX	XXX	XXX	XXX	XXX	XXX		
11. 2017.....	XXX	XXX	XXX	XXX	XXX	XXX	XXX	XXX	XXX	

SECTION 2A

Years in Which Premiums Were Earned and Losses Were Incurred	Number of Claims Outstanding Direct and Assumed at Year End									
	1 2008	2 2009	3 2010	4 2011	5 2012	6 2013	7 2014	8 2015	9 2016	10 2017
1. Prior.....	83	70	79	69			96	100	102	98
2. 2008.....										
3. 2009.....	XXX									
4. 2010.....	XXX	XXX								
5. 2011.....	XXX	XXX	XXX							
6. 2012.....	XXX	XXX	XXX	XXX						
7. 2013.....	XXX	XXX	XXX	XXX	XXX					
8. 2014.....	XXX	XXX	XXX	XXX	XXX	XXX				
9. 2015.....	XXX	XXX	XXX	XXX	XXX	XXX	XXX			
10. 2016.....	XXX	XXX	XXX	XXX	XXX	XXX	XXX	XXX		
11. 2017.....	XXX	XXX	XXX	XXX	XXX	XXX	XXX	XXX	XXX	

SECTION 3A

Years in Which Premiums Were Earned and Losses Were Incurred	Cumulative Number of Claims Reported Direct and Assumed at Year End									
	1 2008	2 2009	3 2010	4 2011	5 2012	6 2013	7 2014	8 2015	9 2016	10 2017
1. Prior.....										
2. 2008.....										
3. 2009.....	XXX									
4. 2010.....	XXX	XXX								
5. 2011.....	XXX	XXX	XXX							
6. 2012.....	XXX	XXX	XXX	XXX						
7. 2013.....	XXX	XXX	XXX	XXX	XXX					
8. 2014.....	XXX	XXX	XXX	XXX	XXX	XXX				
9. 2015.....	XXX	XXX	XXX	XXX	XXX	XXX	XXX			
10. 2016.....	XXX	XXX	XXX	XXX	XXX	XXX	XXX	XXX		
11. 2017.....	XXX	XXX	XXX	XXX	XXX	XXX	XXX	XXX	XXX	

NONE

SCHEDULE P - PART 5H - OTHER LIABILITY - CLAIMS-MADE

SECTION 1B

Years in Which Premiums Were Earned and Losses Were Incurred	Cumulative Number of Claims Closed with Loss Payment Direct and Assumed at Year End									
	1 2008	2 2009	3 2010	4 2011	5 2012	6 2013	7 2014	8 2015	9 2016	10 2017
1. Prior.....										
2. 2008.....										
3. 2009.....	XXX									
4. 2010.....	XXX	XXX								
5. 2011.....	XXX	XXX	XXX							
6. 2012.....	XXX	XXX	XXX	XXX						
7. 2013.....	XXX	XXX	XXX	XXX	XXX					
8. 2014.....	XXX	XXX	XXX	XXX	XXX	XXX				
9. 2015.....	XXX	XXX	XXX	XXX	XXX	XXX	XXX			
10. 2016.....	XXX	XXX	XXX	XXX	XXX	XXX	XXX	XXX		
11. 2017.....	XXX	XXX	XXX	XXX	XXX	XXX	XXX	XXX	XXX	

SECTION 2B

Years in Which Premiums Were Earned and Losses Were Incurred	Number of Claims Outstanding Direct and Assumed at Year End									
	1 2008	2 2009	3 2010	4 2011	5 2012	6 2013	7 2014	8 2015	9 2016	10 2017
1. Prior.....										
2. 2008.....										
3. 2009.....	XXX									
4. 2010.....	XXX	XXX								
5. 2011.....	XXX	XXX	XXX							
6. 2012.....	XXX	XXX	XXX	XXX						
7. 2013.....	XXX	XXX	XXX	XXX	XXX					
8. 2014.....	XXX	XXX	XXX	XXX	XXX	XXX				
9. 2015.....	XXX	XXX	XXX	XXX	XXX	XXX	XXX			
10. 2016.....	XXX	XXX	XXX	XXX	XXX	XXX	XXX	XXX		
11. 2017.....	XXX	XXX	XXX	XXX	XXX	XXX	XXX	XXX	XXX	

SECTION 3B

Years in Which Premiums Were Earned and Losses Were Incurred	Cumulative Number of Claims Reported Direct and Assumed at Year End									
	1 2008	2 2009	3 2010	4 2011	5 2012	6 2013	7 2014	8 2015	9 2016	10 2017
1. Prior.....										
2. 2008.....										
3. 2009.....	XXX									
4. 2010.....	XXX	XXX								
5. 2011.....	XXX	XXX	XXX							
6. 2012.....	XXX	XXX	XXX	XXX						
7. 2013.....	XXX	XXX	XXX	XXX	XXX					
8. 2014.....	XXX	XXX	XXX	XXX	XXX	XXX				
9. 2015.....	XXX	XXX	XXX	XXX	XXX	XXX	XXX			
10. 2016.....	XXX	XXX	XXX	XXX	XXX	XXX	XXX	XXX		
11. 2017.....	XXX	XXX	XXX	XXX	XXX	XXX	XXX	XXX	XXX	

SCHEDULE P - PART 5R - PRODUCTS LIABILITY - OCCURRENCE

SECTION 1A

Years in Which Premiums Were Earned and Losses Were Incurred	Cumulative Number of Claims Closed with Loss Payment Direct and Assumed at Year End									
	1 2008	2 2009	3 2010	4 2011	5 2012	6 2013	7 2014	8 2015	9 2016	10 2017
1. Prior.....	4							1		12
2. 2008.....										
3. 2009.....	XXX									
4. 2010.....	XXX	XXX								
5. 2011.....	XXX	XXX	XXX							
6. 2012.....	XXX	XXX	XXX	XXX						
7. 2013.....	XXX	XXX	XXX	XXX	XXX					
8. 2014.....	XXX	XXX	XXX	XXX	XXX	XXX				
9. 2015.....	XXX	XXX	XXX	XXX	XXX	XXX	XXX			
10. 2016.....	XXX	XXX	XXX	XXX	XXX	XXX	XXX	XXX		
11. 2017.....	XXX	XXX	XXX	XXX	XXX	XXX	XXX	XXX	XXX	

SECTION 2A

Years in Which Premiums Were Earned and Losses Were Incurred	Number of Claims Outstanding Direct and Assumed at Year End									
	1 2008	2 2009	3 2010	4 2011	5 2012	6 2013	7 2014	8 2015	9 2016	10 2017
1. Prior.....	117	110	108	97			94	95	94	83
2. 2008.....										
3. 2009.....	XXX									
4. 2010.....	XXX	XXX								
5. 2011.....	XXX	XXX	XXX							
6. 2012.....	XXX	XXX	XXX	XXX						
7. 2013.....	XXX	XXX	XXX	XXX	XXX					
8. 2014.....	XXX	XXX	XXX	XXX	XXX	XXX				
9. 2015.....	XXX	XXX	XXX	XXX	XXX	XXX	XXX			
10. 2016.....	XXX	XXX	XXX	XXX	XXX	XXX	XXX	XXX		
11. 2017.....	XXX	XXX	XXX	XXX	XXX	XXX	XXX	XXX	XXX	

SECTION 3A

Years in Which Premiums Were Earned and Losses Were Incurred	Cumulative Number of Claims Reported Direct and Assumed at Year End									
	1 2008	2 2009	3 2010	4 2011	5 2012	6 2013	7 2014	8 2015	9 2016	10 2017
1. Prior.....										
2. 2008.....										
3. 2009.....	XXX									
4. 2010.....	XXX	XXX								
5. 2011.....	XXX	XXX	XXX							
6. 2012.....	XXX	XXX	XXX	XXX						
7. 2013.....	XXX	XXX	XXX	XXX	XXX					
8. 2014.....	XXX	XXX	XXX	XXX	XXX	XXX				
9. 2015.....	XXX	XXX	XXX	XXX	XXX	XXX	XXX			
10. 2016.....	XXX	XXX	XXX	XXX	XXX	XXX	XXX	XXX		
11. 2017.....	XXX	XXX	XXX	XXX	XXX	XXX	XXX	XXX	XXX	

NONE

**Sch. P - Pt. 5R - Sn. 1B
NONE**

**Sch. P - Pt. 5R - Sn. 2B
NONE**

**Sch. P - Pt. 5R - Sn. 3B
NONE**

**Sch. P - Pt. 5T - Sn. 1
NONE**

**Sch. P - Pt. 5T - Sn. 2
NONE**

**Sch. P - Pt. 5T - Sn. 3
NONE**

**Sch. P - Pt. 6C - Sn. 1
NONE**

**Sch. P - Pt. 6C - Sn. 2
NONE**

**Sch. P - Pt. 6D - Sn. 1
NONE**

**Sch. P - Pt. 6D - Sn. 2
NONE**

**Sch. P - Pt. 6E - Sn. 1
NONE**

**Sch. P - Pt. 6E - Sn. 2
NONE**

**Sch. P - Pt. 6H - Sn. 1A
NONE**

**Sch. P - Pt. 6H - Sn. 2A
NONE**

**Sch. P - Pt. 6H - Sn. 1B
NONE**

**Sch. P - Pt. 6H - Sn. 2B
NONE**

**Sch. P - Pt. 6M - Sn. 1
NONE**

**Sch. P - Pt. 6M - Sn. 2
NONE**

SCHEDULE P - PART 6N - REINSURANCE

NONPROPORTIONAL ASSUMED PROPERTY SECTION 1

Years in Which Premiums Were Earned and Losses Were Incurred	Cumulative Premiums Earned Direct and Assumed at Year End (\$000 omitted)										11 Current Year Premiums Earned
	1 2008	2 2009	3 2010	4 2011	5 2012	6 2013	7 2014	8 2015	9 2016	10 2017	
1. Prior.....											.0
2. 2008.....	53,418	53,418	53,418	53,418	53,418	53,418	53,418	53,418	53,418	53,418	53,418
3. 2009.....	XXX	60,171	60,171	60,171	60,171	60,171	60,171	60,171	60,171	60,171	60,171
4. 2010.....	XXX	XXX	55,547	55,547	55,547	55,547	55,547	55,547	55,547	55,547	55,547
5. 2011.....	XXX	XXX	XXX	58,780	58,780	58,780	58,780	58,780	58,780	58,780	58,780
6. 2012.....	XXX	XXX	XXX	XXX	65,625	65,625	65,625	65,625	65,625	65,625	65,625
7. 2013.....	XXX	XXX	XXX	XXX	XXX	64,270	64,270	64,270	64,270	64,270	64,270
8. 2014.....	XXX	XXX	XXX	XXX	XXX	XXX	63,419	63,419	63,419	63,419	63,419
9. 2015.....	XXX	XXX	XXX	XXX	XXX	XXX	XXX	64,936	64,936	64,936	64,936
10. 2016.....	XXX	XXX	XXX	XXX	XXX	XXX	XXX	XXX	65,874	65,874	65,874
11. 2017.....	XXX	XXX	XXX	XXX	XXX	XXX	XXX	XXX	XXX	70,515	70,515
12. Total.....	XXX	XXX	XXX	XXX	XXX	XXX	XXX	XXX	XXX	XXX	70,515
13. Earned Prems.(P-Pt.1)	53,418	60,171	55,547	58,780	65,625	64,270	63,419	64,936	65,874	70,515	XXX

SECTION 2

Years in Which Premiums Were Earned and Losses Were Incurred	Cumulative Premiums Earned Ceded at Year End (\$000 omitted)										11 Current Year Premiums Earned
	1 2008	2 2009	3 2010	4 2011	5 2012	6 2013	7 2014	8 2015	9 2016	10 2017	
1. Prior.....											.0
2. 2008.....	10	10	10	10	10	10	10	10	10	10	10
3. 2009.....	XXX	10	10	10	10	10	10	10	10	10	10
4. 2010.....	XXX	XXX	10	10	10	10	10	10	10	10	10
5. 2011.....	XXX	XXX	XXX	10	10	10	10	10	10	10	10
6. 2012.....	XXX	XXX	XXX	XXX	19	19	19	19	19	19	19
7. 2013.....	XXX	XXX	XXX	XXX	XXX	15	15	15	15	15	15
8. 2014.....	XXX	XXX	XXX	XXX	XXX	XXX	10	10	10	10	10
9. 2015.....	XXX	XXX	XXX	XXX	XXX	XXX	XXX	10	10	10	10
10. 2016.....	XXX	XXX	XXX	XXX	XXX	XXX	XXX	XXX	10	10	10
11. 2017.....	XXX	XXX	XXX	XXX	XXX	XXX	XXX	XXX	XXX	10	10
12. Total.....	XXX	XXX	XXX	XXX	XXX	XXX	XXX	XXX	XXX	XXX	10
13. Earned Prems.(P-Pt.1)	10	10	10	10	19	15	10	10	10	10	XXX

SCHEDULE P - PART 60 - REINSURANCE

NONPROPORTIONAL ASSUMED LIABILITY SECTION 1

Years in Which Premiums Were Earned and Losses Were Incurred	Cumulative Premiums Earned Direct and Assumed at Year End (\$000 omitted)										11 Current Year Premiums Earned
	1 2008	2 2009	3 2010	4 2011	5 2012	6 2013	7 2014	8 2015	9 2016	10 2017	
1. Prior.....											.0
2. 2008.....											.0
3. 2009.....	XXX										.0
4. 2010.....	XXX	XXX									.0
5. 2011.....	XXX	XXX	XXX								.0
6. 2012.....	XXX	XXX	XXX	XXX							.0
7. 2013.....	XXX	XXX	XXX	XXX	XXX						.0
8. 2014.....	XXX	XXX	XXX	XXX	XXX	XXX					.0
9. 2015.....	XXX	XXX	XXX	XXX	XXX	XXX	XXX				.0
10. 2016.....	XXX	XXX	XXX	XXX	XXX	XXX	XXX	XXX			.0
11. 2017.....	XXX	XXX	XXX	XXX	XXX	XXX	XXX	XXX	XXX		.0
12. Total.....	XXX	XXX	XXX	XXX	XXX	XXX	XXX	XXX	XXX	XXX	.0
13. Earned Prems.(P-Pt.1)											XXX

SECTION 2

Years in Which Premiums Were Earned and Losses Were Incurred	Cumulative Premiums Earned Ceded at Year End (\$000 omitted)										11 Current Year Premiums Earned
	1 2008	2 2009	3 2010	4 2011	5 2012	6 2013	7 2014	8 2015	9 2016	10 2017	
1. Prior.....											.0
2. 2008.....											.0
3. 2009.....	XXX										.0
4. 2010.....	XXX	XXX									.0
5. 2011.....	XXX	XXX	XXX								.0
6. 2012.....	XXX	XXX	XXX	XXX							.0
7. 2013.....	XXX	XXX	XXX	XXX	XXX						.0
8. 2014.....	XXX	XXX	XXX	XXX	XXX	XXX					.0
9. 2015.....	XXX	XXX	XXX	XXX	XXX	XXX	XXX				.0
10. 2016.....	XXX	XXX	XXX	XXX	XXX	XXX	XXX	XXX			.0
11. 2017.....	XXX	XXX	XXX	XXX	XXX	XXX	XXX	XXX	XXX		.0
12. Total.....	XXX	XXX	XXX	XXX	XXX	XXX	XXX	XXX	XXX	XXX	.0
13. Earned Prems.(P-Pt.1)											XXX

SCHEDULE P - PART 6R - PRODUCTS LIABILITY - OCCURRENCE

SECTION 1A

Years in Which Premiums Were Earned and Losses Were Incurred	Cumulative Premiums Earned Direct and Assumed at Year End (\$000 omitted)										11 Current Year Premiums Earned	
	1 2008	2 2009	3 2010	4 2011	5 2012	6 2013	7 2014	8 2015	9 2016	10 2017		
1. Prior.....											.0	
2. 2008.....											.0	
3. 2009.....	XXX										.0	
4. 2010.....	XXX	XXX									.0	
5. 2011.....	XXX	XXX	XXX								.0	
6. 2012.....	XXX	XXX	XXX	XXX							.0	
7. 2013.....	XXX	XXX	XXX	XXX	XXX						.0	
8. 2014.....	XXX	XXX	XXX	XXX	XXX	XXX					.0	
9. 2015.....	XXX	XXX	XXX	XXX	XXX	XXX	XXX				.0	
10. 2016.....	XXX	XXX	XXX	XXX	XXX	XXX	XXX	XXX			.0	
11. 2017.....	XXX	XXX	XXX	XXX	XXX	XXX	XXX	XXX	XXX		.0	
12. Total.....	XXX	XXX	XXX	XXX	XXX	XXX	XXX	XXX	XXX	XXX	XXX	.0
13. Earned Prems.(P-Pt 1)												XXX

SECTION 2A

Years in Which Premiums Were Earned and Losses Were Incurred	Cumulative Premiums Earned Ceded at Year End (\$000 omitted)										11 Current Year Premiums Earned	
	1 2008	2 2009	3 2010	4 2011	5 2012	6 2013	7 2014	8 2015	9 2016	10 2017		
1. Prior.....											.0	
2. 2008.....											.0	
3. 2009.....	XXX										.0	
4. 2010.....	XXX	XXX									.0	
5. 2011.....	XXX	XXX	XXX								.0	
6. 2012.....	XXX	XXX	XXX	XXX							.0	
7. 2013.....	XXX	XXX	XXX	XXX	XXX						.0	
8. 2014.....	XXX	XXX	XXX	XXX	XXX	XXX					.0	
9. 2015.....	XXX	XXX	XXX	XXX	XXX	XXX	XXX				.0	
10. 2016.....	XXX	XXX	XXX	XXX	XXX	XXX	XXX	XXX			.0	
11. 2017.....	XXX	XXX	XXX	XXX	XXX	XXX	XXX	XXX	XXX		.0	
12. Total.....	XXX	XXX	XXX	XXX	XXX	XXX	XXX	XXX	XXX	XXX	XXX	.0
13. Earned Prems.(P-Pt 1)												XXX

SCHEDULE P - PART 6R - PRODUCTS LIABILITY - CLAIMS-MADE

SECTION 1B

Years in Which Premiums Were Earned and Losses Were Incurred	Cumulative Premiums Earned Direct and Assumed at Year End (\$000 omitted)										11 Current Year Premiums Earned	
	1 2008	2 2009	3 2010	4 2011	5 2012	6 2013	7 2014	8 2015	9 2016	10 2017		
1. Prior.....											.0	
2. 2008.....											.0	
3. 2009.....	XXX										.0	
4. 2010.....	XXX	XXX									.0	
5. 2011.....	XXX	XXX	XXX								.0	
6. 2012.....	XXX	XXX	XXX	XXX							.0	
7. 2013.....	XXX	XXX	XXX	XXX	XXX						.0	
8. 2014.....	XXX	XXX	XXX	XXX	XXX	XXX					.0	
9. 2015.....	XXX	XXX	XXX	XXX	XXX	XXX	XXX				.0	
10. 2016.....	XXX	XXX	XXX	XXX	XXX	XXX	XXX	XXX			.0	
11. 2017.....	XXX	XXX	XXX	XXX	XXX	XXX	XXX	XXX	XXX		.0	
12. Total.....	XXX	XXX	XXX	XXX	XXX	XXX	XXX	XXX	XXX	XXX	XXX	.0
13. Earned Prems.(P-Pt 1)												XXX

SECTION 2B

Years in Which Premiums Were Earned and Losses Were Incurred	Cumulative Premiums Earned Ceded at Year End (\$000 omitted)										11 Current Year Premiums Earned	
	1 2008	2 2009	3 2010	4 2011	5 2012	6 2013	7 2014	8 2015	9 2016	10 2017		
1. Prior.....											.0	
2. 2008.....											.0	
3. 2009.....	XXX										.0	
4. 2010.....	XXX	XXX									.0	
5. 2011.....	XXX	XXX	XXX								.0	
6. 2012.....	XXX	XXX	XXX	XXX							.0	
7. 2013.....	XXX	XXX	XXX	XXX	XXX						.0	
8. 2014.....	XXX	XXX	XXX	XXX	XXX	XXX					.0	
9. 2015.....	XXX	XXX	XXX	XXX	XXX	XXX	XXX				.0	
10. 2016.....	XXX	XXX	XXX	XXX	XXX	XXX	XXX	XXX			.0	
11. 2017.....	XXX	XXX	XXX	XXX	XXX	XXX	XXX	XXX	XXX		.0	
12. Total.....	XXX	XXX	XXX	XXX	XXX	XXX	XXX	XXX	XXX	XXX	XXX	.0
13. Earned Prems.(P-Pt 1)												XXX

SCHEDULE P - PART 7A - PRIMARY LOSS SENSITIVE CONTRACTS

(\$000 Omitted)

SECTION 1

Schedule P - Part 1	1 Total Net Losses and Expenses Unpaid	2 Net Losses and Expenses Unpaid on Loss Sensitive Contracts	3 Loss Sensitive as Percentage of Total	4 Total Net Premiums Written	5 Net Premiums Written on Loss Sensitive Contracts	6 Loss Sensitive as Percentage of Total
1. Homeowners/farmowners.....			0.0			0.0
2. Private passenger auto liability/medical.....			0.0			0.0
3. Commercial auto/truck liability/medical.....			0.0			0.0
4. Workers' compensation.....	256		0.0			0.0
5. Commercial multiple peril.....			0.0			0.0
6. Medical professional liability - occurrence.....			0.0			0.0
7. Medical professional liability - claims-made.....			0.0			0.0
8. Special liability.....			0.0			0.0
9. Other liability - occurrence.....	19,274		0.0			0.0
10. Other liability - claims-made.....			0.0			0.0
11. Special property.....	3		0.0	261		0.0
12. Auto physical damage.....			0.0			0.0
13. Fidelity/surety.....			0.0			0.0
14. Other.....			0.0			0.0
15. International.....			0.0			0.0
16. Reinsurance - nonproportional assumed property.....	XXX	XXX	XXX	XXX	XXX	XXX
17. Reinsurance - nonproportional assumed liability.....	XXX	XXX	XXX	XXX	XXX	XXX
18. Reinsurance - nonproportional assumed financial lines.....	XXX	XXX	XXX	XXX	XXX	XXX
19. Products liability - occurrence.....	50,668		0.0			0.0
20. Products liability - claims-made.....			0.0			0.0
21. Financial guaranty/mortgage guaranty.....			0.0			0.0
22. Warranty.....			0.0			0.0
23. Totals.....	70,200	0	0.0	261	0	0.0

SECTION 2

Years in Which Policies Were Issued	Incurred Losses and Defense and Cost Containment Expenses Reported at Year End (\$000 omitted)									
	1 2008	2 2009	3 2010	4 2011	5 2012	6 2013	7 2014	8 2015	9 2016	10 2017
1. Prior.....										
2. 2008.....										
3. 2009.....	XXX									
4. 2010.....	XXX	XXX								
5. 2011.....	XXX	XXX	XXX							
6. 2012.....	XXX	XXX	XXX	XXX						
7. 2013.....	XXX	XXX	XXX	XXX	XXX					
8. 2014.....	XXX	XXX	XXX	XXX	XXX	XXX				
9. 2015.....	XXX	XXX	XXX	XXX	XXX	XXX	XXX			
10. 2016.....	XXX	XXX	XXX	XXX	XXX	XXX	XXX	XXX		
11. 2017.....	XXX	XXX	XXX	XXX	XXX	XXX	XXX	XXX	XXX	

SECTION 3

Years in Which Policies Were Issued	Bulk and Incurred But Not Reported Reserves for Losses and Defense and Cost Containment Expenses at Year End (\$000 omitted)									
	1 2008	2 2009	3 2010	4 2011	5 2012	6 2013	7 2014	8 2015	9 2016	10 2017
1. Prior.....										
2. 2008.....										
3. 2009.....	XXX									
4. 2010.....	XXX	XXX								
5. 2011.....	XXX	XXX	XXX							
6. 2012.....	XXX	XXX	XXX	XXX						
7. 2013.....	XXX	XXX	XXX	XXX	XXX					
8. 2014.....	XXX	XXX	XXX	XXX	XXX	XXX				
9. 2015.....	XXX	XXX	XXX	XXX	XXX	XXX	XXX			
10. 2016.....	XXX	XXX	XXX	XXX	XXX	XXX	XXX	XXX		
11. 2017.....	XXX	XXX	XXX	XXX	XXX	XXX	XXX	XXX	XXX	

SCHEDULE P - PART 7A - PRIMARY LOSS SENSITIVE CONTRACTS (continued)

SECTION 4

Years in Which Policies Were Issued	Net Earned Premiums Reported at Year End (\$000 omitted)									
	1 2008	2 2009	3 2010	4 2011	5 2012	6 2013	7 2014	8 2015	9 2016	10 2017
1. Prior.....										
2. 2008.....										
3. 2009.....	XXX									
4. 2010.....	XXX	XXX								
5. 2011.....	XXX	XXX	XXX							
6. 2012.....	XXX	XXX	XXX	XXX						
7. 2013.....	XXX	XXX	XXX	XXX	XXX					
8. 2014.....	XXX	XXX	XXX	XXX	XXX	XXX				
9. 2015.....	XXX	XXX	XXX	XXX	XXX	XXX	XXX			
10. 2016.....	XXX	XXX	XXX	XXX	XXX	XXX	XXX	XXX		
11. 2017.....	XXX	XXX	XXX	XXX	XXX	XXX	XXX	XXX	XXX	

NONE

SECTION 5

Years in Which Policies Were Issued	Net Reserve for Premium Adjustments and Accrued Retrospective Premiums at Year End (\$000 omitted)									
	1 2008	2 2009	3 2010	4 2011	5 2012	6 2013	7 2014	8 2015	9 2016	10 2017
1. Prior.....										
2. 2008.....										
3. 2009.....	XXX									
4. 2010.....	XXX	XXX								
5. 2011.....	XXX	XXX	XXX							
6. 2012.....	XXX	XXX	XXX	XXX						
7. 2013.....	XXX	XXX	XXX	XXX	XXX					
8. 2014.....	XXX	XXX	XXX	XXX	XXX	XXX				
9. 2015.....	XXX	XXX	XXX	XXX	XXX	XXX	XXX			
10. 2016.....	XXX	XXX	XXX	XXX	XXX	XXX	XXX	XXX		
11. 2017.....	XXX	XXX	XXX	XXX	XXX	XXX	XXX	XXX	XXX	

NONE

SCHEDULE P - PART 7B - REINSURANCE LOSS SENSITIVE CONTRACTS

(\$000 Omitted)

SECTION 1

Schedule P - Part 1	1 Total Net Losses and Expenses Unpaid	2 Net Losses and Expenses Unpaid on Loss Sensitive Contracts	3 Loss Sensitive as Percentage of Total	4 Total Net Premiums Written	5 Net Premiums Written on Loss Sensitive Contracts	6 Loss Sensitive as Percentage of Total
1. Homeowners/farmowners.....			0.0			0.0
2. Private passenger auto liability/medical.....			0.0			0.0
3. Commercial auto/truck liability/medical.....			0.0			0.0
4. Workers' compensation.....	256		0.0			0.0
5. Commercial multiple peril.....			0.0			0.0
6. Medical professional liability - occurrence.....			0.0			0.0
7. Medical professional liability - claims-made.....			0.0			0.0
8. Special liability.....			0.0			0.0
9. Other liability - occurrence.....	19,274		0.0			0.0
10. Other liability - claims-made.....			0.0			0.0
11. Special property.....	3		0.0	261		0.0
12. Auto physical damage.....			0.0			0.0
13. Fidelity/surety.....			0.0			0.0
14. Other.....			0.0			0.0
15. International.....			0.0			0.0
16. Reinsurance - nonproportional assumed property.....			0.0	70,505		0.0
17. Reinsurance - nonproportional assumed liability.....	4		0.0			0.0
18. Reinsurance - nonproportional assumed financial lines.....			0.0			0.0
19. Products liability - occurrence.....	50,668		0.0			0.0
20. Products liability - claims-made.....			0.0			0.0
21. Financial guaranty/mortgage guaranty.....			0.0			0.0
22. Warranty.....			0.0			0.0
23. Totals	70,204	0	0.0	70,766	0	0.0

SECTION 2

Years in Which Policies Were Issued	Incurred Losses and Defense and Cost Containment Expenses Reported at Year End (\$000 omitted)									
	1 2008	2 2009	3 2010	4 2011	5 2012	6 2013	7 2014	8 2015	9 2016	10 2017
1. Prior.....										
2. 2008.....										
3. 2009.....	XXX									
4. 2010.....	XXX	XXX								
5. 2011.....	XXX	XXX	XXX							
6. 2012.....	XXX	XXX	XXX	XXX						
7. 2013.....	XXX	XXX	XXX	XXX	XXX					
8. 2014.....	XXX	XXX	XXX	XXX	XXX	XXX				
9. 2015.....	XXX	XXX	XXX	XXX	XXX	XXX	XXX			
10. 2016.....	XXX	XXX	XXX	XXX	XXX	XXX	XXX	XXX		
11. 2017.....	XXX	XXX	XXX	XXX	XXX	XXX	XXX	XXX	XXX	

SECTION 3

Years in Which Policies Were Issued	Bulk and Incurred But Not Reported Reserves for Losses and Defense and Cost Containment Expenses at Year End (\$000 omitted)									
	1 2008	2 2009	3 2010	4 2011	5 2012	6 2013	7 2014	8 2015	9 2016	10 2017
1. Prior.....										
2. 2008.....										
3. 2009.....	XXX									
4. 2010.....	XXX	XXX								
5. 2011.....	XXX	XXX	XXX							
6. 2012.....	XXX	XXX	XXX	XXX						
7. 2013.....	XXX	XXX	XXX	XXX	XXX					
8. 2014.....	XXX	XXX	XXX	XXX	XXX	XXX				
9. 2015.....	XXX	XXX	XXX	XXX	XXX	XXX	XXX			
10. 2016.....	XXX	XXX	XXX	XXX	XXX	XXX	XXX	XXX		
11. 2017.....	XXX	XXX	XXX	XXX	XXX	XXX	XXX	XXX	XXX	

SCHEDULE P - PART 7B - REINSURANCE LOSS SENSITIVE CONTRACTS (continued)

SECTION 4

Years in Which Policies Were Issued	Net Earned Premiums Reported At Year End (\$000 Omitted)									
	1 2008	2 2009	3 2010	4 2011	5 2012	6 2013	7 2014	8 2015	9 2016	10 2017
1. Prior.....										
2. 2008.....										
3. 2009.....	.XXX									
4. 2010.....	.XXX	.XXX								
5. 2011.....	.XXX	.XXX	.XXX							
6. 2012.....	.XXX	.XXX	.XXX	.XXX						
7. 2013.....	.XXX	.XXX	.XXX	.XXX	.XXX					
8. 2014.....	.XXX	.XXX	.XXX	.XXX	.XXX	.XXX				
9. 2015.....	.XXX	.XXX	.XXX	.XXX	.XXX	.XXX	.XXX			
10. 2016.....	.XXX	.XXX	.XXX	.XXX	.XXX	.XXX	.XXX	.XXX		
11. 2017.....	.XXX	.XXX	.XXX	.XXX	.XXX	.XXX	.XXX	.XXX	.XXX	

SECTION 5

Years in Which Policies Were Issued	Net Reserve For Premium Adjustments And Accrued Retrospective Premiums At Year End (\$000 Omitted)									
	1 2008	2 2009	3 2010	4 2011	5 2012	6 2013	7 2014	8 2015	9 2016	10 2017
1. Prior.....										
2. 2008.....										
3. 2009.....	.XXX									
4. 2010.....	.XXX	.XXX								
5. 2011.....	.XXX	.XXX	.XXX							
6. 2012.....	.XXX	.XXX	.XXX	.XXX						
7. 2013.....	.XXX	.XXX	.XXX	.XXX	.XXX					
8. 2014.....	.XXX	.XXX	.XXX	.XXX	.XXX	.XXX				
9. 2015.....	.XXX	.XXX	.XXX	.XXX	.XXX	.XXX	.XXX			
10. 2016.....	.XXX	.XXX	.XXX	.XXX	.XXX	.XXX	.XXX	.XXX		
11. 2017.....	.XXX	.XXX	.XXX	.XXX	.XXX	.XXX	.XXX	.XXX	.XXX	

SECTION 6

Years in Which Policies Were Issued	Incurred Adjustable Commissions Reported At Year End (\$000 Omitted)									
	1 2008	2 2009	3 2010	4 2011	5 2012	6 2013	7 2014	8 2015	9 2016	10 2017
1. Prior.....										
2. 2008.....										
3. 2009.....	.XXX									
4. 2010.....	.XXX	.XXX								
5. 2011.....	.XXX	.XXX	.XXX							
6. 2012.....	.XXX	.XXX	.XXX	.XXX						
7. 2013.....	.XXX	.XXX	.XXX	.XXX	.XXX					
8. 2014.....	.XXX	.XXX	.XXX	.XXX	.XXX	.XXX				
9. 2015.....	.XXX	.XXX	.XXX	.XXX	.XXX	.XXX	.XXX			
10. 2016.....	.XXX	.XXX	.XXX	.XXX	.XXX	.XXX	.XXX	.XXX		
11. 2017.....	.XXX	.XXX	.XXX	.XXX	.XXX	.XXX	.XXX	.XXX	.XXX	

SECTION 7

Years in Which Policies Were Issued	Reserves For Commission Adjustments At Year End (\$000 Omitted)									
	1 2008	2 2009	3 2010	4 2011	5 2012	6 2013	7 2014	8 2015	9 2016	10 2017
1. Prior.....										
2. 2008.....										
3. 2009.....	.XXX									
4. 2010.....	.XXX	.XXX								
5. 2011.....	.XXX	.XXX	.XXX							
6. 2012.....	.XXX	.XXX	.XXX	.XXX						
7. 2013.....	.XXX	.XXX	.XXX	.XXX	.XXX					
8. 2014.....	.XXX	.XXX	.XXX	.XXX	.XXX	.XXX				
9. 2015.....	.XXX	.XXX	.XXX	.XXX	.XXX	.XXX	.XXX			
10. 2016.....	.XXX	.XXX	.XXX	.XXX	.XXX	.XXX	.XXX	.XXX		
11. 2017.....	.XXX	.XXX	.XXX	.XXX	.XXX	.XXX	.XXX	.XXX	.XXX	

SCHEDULE P INTERROGATORIES

1. The following questions relate to yet-to-be-issued Extended Reporting Endorsements (EREs) arising from Death, Disability, or Retirement (DDR) provisions in Medical Professional Liability Claims-Made insurance policies. EREs provided for reasons other than DDR are not be included.
- 1.1 Does the company issue Medical Professional Liability Claims-Made insurance policies that provide tail (also known as an extended reporting endorsement, or "ERE") benefits in the event of Death, Disability, or Retirement (DDR) at a reduced charge or at no additional cost? Yes [] No [X]
 If the answer to question 1.1 is "no", leave the following questions blank. If the answer to question 1.1 is "yes", please answer the following questions.
- 1.2 What is the total amount of the reserve for that provision (DDR reserve), as reported, explicitly or not, elsewhere in this statement (in dollars)?
- 1.3 Does the company report any DDR reserve as Unearned Premium Reserve per SSAP #65? Yes [] No [X]
- 1.4 Does the company report any DDR reserve as loss or loss adjustment expense reserve? Yes [] No [X]
- 1.5 If the company reports DDR reserve as Unearned Premium Reserve, does that amount match the figure on the Underwriting and Investment Exhibit, Part 1A - Recapitulation of all Premiums (Page 7) Column 2, Lines 11.1 plus 11.2? Yes [] No [] N/A[X]
- 1.6 If the company reports DDR reserve as loss or loss adjustment expense reserve, please complete the following table corresponding to where these reserves are reported in Schedule P:

Years in Which Premiums Were Earned and Losses Were Incurred		DDR Reserve Included in Schedule P, Part 1F, Medical Professional Liability Column 24: Total Net Losses and Expenses Unpaid	
		1 Section 1: Occurrence	2 Section 2: Claims-Made
1.601	Prior.....
1.602	2008.....
1.603	2009.....
1.604	2010.....
1.605	2011.....
1.606	2012.....
1.607	2013.....
1.608	2014.....
1.609	2015.....
1.610	2016.....
1.611	2017.....
1.612	Totals.....00

2. The definition of allocated loss adjustment expenses (ALAE) and, therefore, unallocated loss adjustment expenses (ULAE) was changed effective January 1, 1998. This change in definition applies to both paid and unpaid expenses. Are these expenses (now reported as "Defense and Cost Containment" and "Adjusting and Other") reported in compliance with these definitions in this statement? Yes [X] No []

3. The Adjusting and Other expense payments and reserves should be allocated to the years in which the losses were incurred based on the number of claims reported, closed and outstanding in those years. When allocating Adjusting and Other expense between companies in a group or a pool, the Adjusting and Other expense should be allocated in the same percentage used for the loss amounts and the claim counts. For reinsurers, Adjusting and Other expense assumed should be reported according to the reinsurance contract. For Adjusting and Other expense incurred by reinsurers, or in those situations where suitable claim count information is not available, Adjusting and Other expense should be allocated by a reasonable method determined by the company and described in Interrogatory 7, below. Are they so reported in this statement? Yes [X] No []

4. Do any lines in Schedule P include reserves that are reported gross of any discount to present value of future payments, and that are reported net of such discounts on Page 10? Yes [] No [X]

If yes, proper disclosure must be made in the Notes to Financial Statements, as specified in the Instructions. Also, the discounts must be reported in Schedule P - Part 1, Columns 32 and 33.

Schedule P must be completed gross of non-tabular discounting. Work papers relating to discount calculations must be available for examination upon request.

Discounting is allowed only if expressly permitted by the state insurance department to which this Annual Statement is being filed.

5. What were the net premiums in force at the end of the year for: (in thousands of dollars)
- 5.1 Fidelity NONE.....
- 5.2 Surety NONE.....

6. Claim count information is reported per claim or per claimant. (Indicate which). PER CLAIM
 If not the same in all years, explain in Interrogatory 7.

- 7.1 The information provided in Schedule P will be used by many persons to estimate the adequacy of the current loss and expense reserves, among other things. Are there any especially significant events, coverage, retention or accounting changes that have occurred that must be considered when making such analyses? Yes [X] No []

- 7.2 An extended statement may be attached.
The company discontinued writing casualty business in 1979

SCHEDULE T - PART 2

INTERSTATE COMPACT - EXHIBIT OF PREMIUMS WRITTEN

Allocated by States and Territories

States, Etc.	Direct Business Only					Totals
	1 Life (Group and Individual)	2 Annuities (Group and Individual)	3 Disability Income (Group and Individual)	4 Long-Term Care (Group and Individual)	5 Deposit-Type Contracts	
1. Alabama.....AL						.0
2. Alaska.....AK						.0
3. Arizona.....AZ						.0
4. Arkansas.....AR						.0
5. California.....CA						.0
6. Colorado.....CO						.0
7. Connecticut.....CT						.0
8. Delaware.....DE						.0
9. District of Columbia.....DC						.0
10. Florida.....FL						.0
11. Georgia.....GA						.0
12. Hawaii.....HI						.0
13. Idaho.....ID						.0
14. Illinois.....IL						.0
15. Indiana.....IN						.0
16. Iowa.....IA						.0
17. Kansas.....KS						.0
18. Kentucky.....KY						.0
19. Louisiana.....LA						.0
20. Maine.....ME						.0
21. Maryland.....MD						.0
22. Massachusetts.....MA						.0
23. Michigan.....MI						.0
24. Minnesota.....MN						.0
25. Mississippi.....MS						.0
26. Missouri.....MO						.0
27. Montana.....MT						.0
28. Nebraska.....NE						.0
29. Nevada.....NV						.0
30. New Hampshire.....NH						.0
31. New Jersey.....NJ						.0
32. New Mexico.....NM						.0
33. New York.....NY						.0
34. North Carolina.....NC						.0
35. North Dakota.....ND						.0
36. Ohio.....OH						.0
37. Oklahoma.....OK						.0
38. Oregon.....OR						.0
39. Pennsylvania.....PA						.0
40. Rhode Island.....RI						.0
41. South Carolina.....SC						.0
42. South Dakota.....SD						.0
43. Tennessee.....TN						.0
44. Texas.....TX						.0
45. Utah.....UT						.0
46. Vermont.....VT						.0
47. Virginia.....VA						.0
48. Washington.....WA						.0
49. West Virginia.....WV						.0
50. Wisconsin.....WI						.0
51. Wyoming.....WY						.0
52. American Samoa.....AS						.0
53. Guam.....GU						.0
54. Puerto Rico.....PR						.0
55. US Virgin Islands.....VI						.0
56. Northern Mariana Islands.....MP						.0
57. Canada.....CAN						.0
58. Aggregate Other Alien.....OT						.0
59. Totals.....	.0	.0	.0	.0	.0	.0

NONE

SCHEDULE Y

PART 1A - DETAIL OF INSURANCE HOLDING COMPANY SYSTEM

1	2	3	4	5	6	7	8	9	10	11	12	13	14	15	16
Group Code	Group Name	NAIC Company Code	ID Number	Federal RSSD	CIK	Name of Securities Exchange if Publicly Traded (U.S. or International)	Names of Parent, Subsidiaries or Affiliates	Domiciliary Location	Relationship to Reporting Entity	Directly Controlled by (Name of Entity/Person)	Type of Control (Ownership Board, Management, Attorney-in-Fact, Influence, Other)	If Control is Ownership Provide Percentage	Ultimate Controlling Entity(ies)/Person(s)	Is an SCA Filing Required? (Y/N)	*
Members															
0065	Factory Mutual Insurance Company & its Affiliates..	21482...	05-0316605..				Factory Mutual Insurance Company.....	RI.....	UIP.....				N.....	1..
0065	Factory Mutual Insurance Company & its Affiliates..	10014...	05-0254496..				Affiliated FM Insurance Company.....	RI.....	IA.....	FMIC Holdings, Inc.....	Ownership.....	100.000	Factory Mutual Insurance Company.....N.....	1..
0065	Factory Mutual Insurance Company & its Affiliates..	10316...	05-0284861..				Appalachian Insurance Company.....	RI.....	RE.....	FMIC Holdings, Inc.....	Ownership.....	100.000	Factory Mutual Insurance Company.....N.....	1..
0065	Factory Mutual Insurance Company & its Affiliates..	00000...	AA-1120610..				FM Insurance Company Limited.....	GBR.....	IA.....	Factory Mutual Insurance Company.....	Ownership.....	100.000	Factory Mutual Insurance Company.....Y.....	
0065	Factory Mutual Insurance Company & its Affiliates..	00000...	98-0131767..				Risk Engineering Insurance Company Limited.....	BMU.....	IA.....	FMIC Holdings, Inc.....	Ownership.....	100.000	Factory Mutual Insurance Company.....N.....	
0000	Factory Mutual Insurance Company & its Affiliates..	00000...	AA-1370041..				FM Insurance Europe S.A.....	LUX.....	IA.....	Factory Mutual Insurance Company.....	Ownership.....	100.000	Factory Mutual Insurance Company.....Y.....	
0065	Factory Mutual Insurance Company & its Affiliates..	00000...	AA-2730043..				FM Global de Mexico S.A. de C.V.....	MEX.....	IA.....	Factory Mutual Insurance Company.....	Ownership.....	100.000	Factory Mutual Insurance Company.....Y.....	
0065	Factory Mutual Insurance Company & its Affiliates..	00000...	20-2740839..				Watch Hill Insurance Company.....	VT.....	IA.....	FMIC Holdings, Inc.....	Ownership.....	100.000	Factory Mutual Insurance Company.....N.....	
0065	Factory Mutual Insurance Company & its Affiliates..	00000...	05-0453751..				Corporate Insurance Services, Inc.....	RI.....	NIA.....	FMIC Holdings, Inc.....	Ownership.....	100.000	Factory Mutual Insurance Company.....N.....	
0065	Factory Mutual Insurance Company & its Affiliates..	00000...					New Providence Mutual Limited.....	BMU.....	IA.....	Risk Engineering Insurance Company Limited..	Ownership.....	100.000	Factory Mutual Insurance Company.....N.....	
0065	Factory Mutual Insurance Company & its Affiliates..	00000...					Factory Mutual Insurance Company - Escritorio de Representação No Brasil LTDA.....	BRA.....	IA.....	Factory Mutual Insurance Company.....	Ownership.....	100.000	Factory Mutual Insurance Company.....Y.....	
0000	Factory Mutual Insurance Company & its Affiliates..	00000...	05-0520189..				FM Approvals LLC.....	RI.....	NIA.....	Factory Mutual Insurance Company.....	Ownership.....	100.000	Factory Mutual Insurance Company.....N.....	
0000	Factory Mutual Insurance Company & its Affiliates..	00000...					FM Engineering International Limited.....	GBR.....	NIA.....	FM Insurance Company Limited.....	Ownership.....	100.000	Factory Mutual Insurance Company.....N.....	
0000	Factory Mutual Insurance Company & its Affiliates..	00000...					FM Engineering Consulting (Shanghai) Co. Ltd.....	CHN.....	NIA.....	FM Global Services LLC.....	Ownership.....	100.000	Factory Mutual Insurance Company.....N.....	
0000	Factory Mutual Insurance Company & its Affiliates..	00000...					FM Approvals Limited.....	GBR.....	NIA.....	FM Approvals LLC.....	Ownership.....	100.000	Factory Mutual Insurance Company.....N.....	
0000	Factory Mutual Insurance Company & its Affiliates..	00000...					FM Approvals Assessoria E Representação LTDA.....	BRA.....	NIA.....	FM Approvals LLC.....	Ownership.....	100.000	Factory Mutual Insurance Company.....N.....	
0000	Factory Mutual Insurance Company & its Affiliates..	00000...	27-1439297..				FMRE Holdings LLC.....	DE.....	NIA.....	Factory Mutual Insurance Company.....	Ownership.....	100.000	Factory Mutual Insurance Company.....N.....	
0000	Factory Mutual Insurance Company & its Affiliates..	00000...	58-2190659..				TSB Loss Control Consultants, Inc.....	GA.....	NIA.....	Factory Mutual Insurance Company.....	Ownership.....	100.000	Factory Mutual Insurance Company.....Y.....	
0000	Factory Mutual Insurance Company & its Affiliates..	00000...	05-6009005..				FMIC Holdings, Inc.....	RI.....	UDP.....	Factory Mutual Insurance Company.....	Ownership.....	100.000	Factory Mutual Insurance Company.....Y.....	
0000	Factory Mutual Insurance Company & its Affiliates..	00000...					FM Global Servicios, S.de R.L. de C.V.....	MEX.....	NIA.....	FMIC Holdings, Inc.....	Ownership.....	100.000	Factory Mutual Insurance Company.....N.....	
0000	Factory Mutual Insurance Company & its Affiliates..	00000...	27-0433536..				FM Global Services LLC.....	RI.....	NIA.....	FMIC Holdings, Inc.....	Ownership.....	100.000	Factory Mutual Insurance Company.....N.....	
0000	Factory Mutual Insurance Company & its Affiliates..	00000...					FM do Brasil Servicos de Prevencao de Perdas LTDA.....	BRA.....	NIA.....	FM Global Services LLC.....	Ownership.....	100.000	Factory Mutual Insurance Company.....N.....	
0000	Factory Mutual Insurance Company & its Affiliates..	00000...	04-3516902..				610 Lincoln LLC.....	DE.....	NIA.....	FMRE Holdings LLC.....	Ownership.....	100.000	Factory Mutual Insurance Company.....N.....	
0000	Factory Mutual Insurance Company & its Affiliates..	00000...	04-3516903..				404 Wyman LLC.....	DE.....	NIA.....	FMRE Holdings LLC.....	Ownership.....	100.000	Factory Mutual Insurance Company.....N.....	
0000	Factory Mutual Insurance Company & its Affiliates..	00000...	04-3516936..				275 Wyman LLC.....	DE.....	NIA.....	FMRE Holdings LLC.....	Ownership.....	100.000	Factory Mutual Insurance Company.....N.....	
0000	Factory Mutual Insurance Company & its Affiliates..	00000...	20-8836334..				175 Wyman LLC.....	DE.....	NIA.....	FMRE Holdings LLC.....	Ownership.....	100.000	Factory Mutual Insurance Company.....N.....	
0000	Factory Mutual Insurance Company & its Affiliates..	00000...	04-3516937..				Park Ridge Building LLC.....	DE.....	NIA.....	FMRE Holdings LLC.....	Ownership.....	100.000	Factory Mutual Insurance Company.....N.....	
0000	Factory Mutual Insurance Company & its Affiliates..	00000...	04-3516935..				93 Building LLC.....	DE.....	NIA.....	FMRE Holdings LLC.....	Ownership.....	100.000	Factory Mutual Insurance Company.....N.....	
0000	Factory Mutual Insurance Company & its Affiliates..	00000...	20-2775533..				265 Winter LLC.....	DE.....	NIA.....	FMRE Holdings LLC.....	Ownership.....	100.000	Factory Mutual Insurance Company.....N.....	
0000	Factory Mutual Insurance Company & its Affiliates..	00000...	27-1169682..				245 Winter LLC.....	DE.....	NIA.....	265 Winter LLC.....	Ownership.....	100.000	Factory Mutual Insurance Company.....N.....	
0000	Factory Mutual Insurance Company & its Affiliates..	00000...	27-1440057..				FMEC Legacy LLC.....	DE.....	NIA.....	FMRE Holdings LLC.....	Ownership.....	100.000	Factory Mutual Insurance Company.....N.....	
0000	Factory Mutual Insurance Company & its Affiliates..	00000...	04-3516938..				Neponset River LLC.....	DE.....	NIA.....	FMEC Legacy LLC.....	Ownership.....	100.000	Factory Mutual Insurance Company.....N.....	
0000	Factory Mutual Insurance Company & its Affiliates..	00000...	27-1439297..				West Gloucester LLC.....	RI.....	NIA.....	FMEC Legacy LLC.....	Ownership.....	100.000	Factory Mutual Insurance Company.....N.....	
0000	Factory Mutual Insurance Company & its Affiliates..	00000...	04-3516901..				601 Edgewater LLC.....	DE.....	NIA.....	FMRE Holdings LLC.....	Ownership.....	100.000	Factory Mutual Insurance Company.....N.....	
0000	Factory Mutual Insurance Company & its Affiliates..	00000...	27-1595571..				285 Central Avenue, LLC.....	RI.....	NIA.....	FMRE Holdings LLC.....	Ownership.....	100.000	Factory Mutual Insurance Company.....N.....	

SCHEDULE Y

PART 1A - DETAIL OF INSURANCE HOLDING COMPANY SYSTEM

1	2	3	4	5	6	7	8	9	10	11	12	13	14	15	16
Group Code	Group Name	NAIC Company Code	ID Number	Federal RSSD	CIK	Name of Securities Exchange if Publicly Traded (U.S. or International)	Names of Parent, Subsidiaries or Affiliates	Domiciliary Location	Relationship to Reporting Entity	Directly Controlled by (Name of Entity/Person)	Type of Control (Ownership Board, Management, Attorney-in-Fact, Influence, Other)	If Control is Ownership Provide Percentage	Ultimate Controlling Entity(ies)/Person(s)	Is an SCA Filing Required? (Y/N)	*
0000	Factory Mutual Insurance Company & its Affiliates..	00000...	04-3516897..	Hobbs Brook Management LLC.....	DE.....	NIA.....	FMRE Holdings LLC.....	Ownership.....	100.000	Factory Mutual Insurance Company....N.....
0000	Factory Mutual Insurance Company & its Affiliates..	00000...	Hobbs Brook Limited.....	GBR.....	NIA.....	FMRE Holdings LLC.....	Ownership.....	100.000	Factory Mutual Insurance Company....N.....
0000	Factory Mutual Insurance Company & its Affiliates..	00000...	45-2766487..	101 Edgewater LLC.....	DE.....	NIA.....	FMRE Holdings LLC.....	Ownership.....	100.000	Factory Mutual Insurance Company....N.....
0000	Factory Mutual Insurance Company & its Affiliates..	00000...	27-1169682..	401 Edgewater LLC.....	DE.....	NIA.....	FMRE Holdings LLC.....	Ownership.....	100.000	Factory Mutual Insurance Company....N.....
0000	Factory Mutual Insurance Company & its Affiliates..	00000...	27-1439940..	Johnston Building LLC.....	DE.....	NIA.....	FMRE Holdings LLC.....	Ownership.....	100.000	Factory Mutual Insurance Company....N.....
0000	Factory Mutual Insurance Company & its Affiliates..	00000...	FM Global Services Colombia S.A.S.....	COL.....	NIA.....	FM Global Services LLC.....	Ownership.....	100.000	Factory Mutual Insurance Company....N.....
0000	Factory Mutual Insurance Company & its Affiliates..	00000...	37-1699077..	Two Ledgemont LLC.....	DE.....	NIA.....	95 Hayden Mezz Owner LLC.....	Ownership.....	100.000	Factory Mutual Insurance Company....N.....
0000	Factory Mutual Insurance Company & its Affiliates..	00000...	46-0627887..	95 Hayden LLC.....	DE.....	NIA.....	FMRE Holdings LLC.....	Ownership.....	100.000	Factory Mutual Insurance Company....N.....
0000	Factory Mutual Insurance Company & its Affiliates..	00000...	46-0639741..	95 Hayden Lender LLC.....	DE.....	NIA.....	FMRE Holdings LLC.....	Ownership.....	100.000	Factory Mutual Insurance Company....N.....
0000	Factory Mutual Insurance Company & its Affiliates..	00000...	46-0655775..	95 Hayden Mezz Owner LLC.....	DE.....	NIA.....	FMRE Holdings LLC.....	Ownership.....	100.000	Factory Mutual Insurance Company....N.....
0000	Factory Mutual Insurance Company & its Affiliates..	00000...	46-0644539..	95 Hayden Mezz Lender LLC.....	DE.....	NIA.....	FMRE Holdings LLC.....	Ownership.....	100.000	Factory Mutual Insurance Company....N.....
0000	Factory Mutual Insurance Company & its Affiliates..	00000...	46-1609795..	3460 Preston Ridge, LLC.....	DE.....	NIA.....	FMRE Holdings LLC.....	Ownership.....	100.000	Factory Mutual Insurance Company....N.....
0000	Factory Mutual Insurance Company & its Affiliates..	00000...	46-1737956..	1301 Atwood LLC.....	DE.....	NIA.....	FMRE Holdings LLC.....	Ownership.....	100.000	Factory Mutual Insurance Company....N.....
0000	Factory Mutual Insurance Company & its Affiliates..	00000...	38-3942900..	81 Wyman LLC.....	DE.....	NIA.....	FMRE Holdings LLC.....	Ownership.....	100.000	Factory Mutual Insurance Company....N.....
0000	Factory Mutual Insurance Company & its Affiliates..	00000...	30-0871090..	Hobbs Solar 1 LLC.....	DE.....	NIA.....	FMRE Holdings LLC.....	Ownership.....	100.000	Factory Mutual Insurance Company....N.....
0000	Factory Mutual Insurance Company & its Affiliates..	00000...	38-3982389..	Hobbs Solar 2 LLC.....	DE.....	NIA.....	FMRE Holdings LLC.....	Ownership.....	100.000	Factory Mutual Insurance Company....N.....
0000	Factory Mutual Insurance Company & its Affiliates..	00000...	32-0486346..	Hobbs Solar 3 LLC.....	DE.....	NIA.....	FMRE Holdings LLC.....	Ownership.....	100.000	Factory Mutual Insurance Company....N.....
0000	Factory Mutual Insurance Company & its Affiliates..	00000...	FM Asia Holdings Pte. Ltd.....	SGP.....	NIA.....	FMRE Holdings LLC.....	Ownership.....	100.000	Factory Mutual Insurance Company....N.....
0000	Factory Mutual Insurance Company & its Affiliates..	00000...	30-0939299..	Green Street Plaza LLC.....	DE.....	NIA.....	FMRE Holdings LLC.....	Ownership.....	100.000	Factory Mutual Insurance Company....N.....
0000	Factory Mutual Insurance Company & its Affiliates..	00000...	35-2566166..	Hobbs Solar 4 LLC.....	DE.....	NIA.....	FMRE Holdings LLC.....	Ownership.....	100.000	Factory Mutual Insurance Company....N.....
0000	Factory Mutual Insurance Company & its Affiliates..	00000...	FM Engineering Egypt LLC.....	EGY.....	NIA.....	FM Engineering International Limited.....	Ownership.....	100.000	Factory Mutual Insurance Company....N.....
0000	Factory Mutual Insurance Company & its Affiliates..	00000...	30-0965702..	343 Winter Bldg LLC.....	DE.....	NIA.....	FMRE Holdings LLC.....	Ownership.....	100.000	Factory Mutual Insurance Company....N.....

97.1

Aster	Explanation
1	Pool Participants:Factory Mutual Insurance Company (86%), Affiliated FM Insurance Company (12%), and Appalachian Insurance Company (2%).

SCHEDULE Y

PART 2 - SUMMARY OF INSURER'S TRANSACTIONS WITH ANY AFFILIATES

1	2	3	4	5	6	7	8	9	10	11	12	13
NAIC Company Code	ID Number	Names of Insurers and Parent, Subsidiaries or Affiliates	Shareholder Dividends	Capital Contributions	Purchases, Sales or Exchanges of Loans, Securities, Real Estate, Mortgage Loans or Other Investments	Income/ (Disbursements) Incurred in Connection with Guarantees or Undertakings for the Benefit of any Affiliate(s)	Management Agreements and Service Contracts	Income/ (Disbursements) Incurred under Reinsurance Agreements	*	Any Other Material Activity Not in the Ordinary Course of the Insurer's Business	Totals	Reinsurance Recoverable/ (Payable) on Losses and/or Reserve Credit Taken/ (Liability)
Affiliated Transactions												
21482	05-0316605	Factory Mutual Insurance Company	10,000,000	(316,713,559)			123,929,960	(506,314,236)	*		(689,097,835)	(604,771,000)
10014	05-0254496	Affiliated FM Insurance Company	(507,500)				(121,153,370)	(9,877,028)	*		(131,537,898)	4,682,000
10316	05-0284861	Appalachian Insurance Company	175,000				(2,776,590)		*		(2,601,590)	
	AA-1120610	FM Insurance Company Limited						339,680,301			339,680,301	435,445,000
	05-6009005	FMIC Holdings, Inc.	332,500	866,567							1,199,067	
	27-1439297	FMRE Holdings LLC		20,329,936							20,329,936	
	58-2190659	TSB Loss Control Consultants, Inc.		1,292,847							1,292,847	
	05-0520189	FM Approvals LLC	(10,000,000)								(10,000,000)	
	98-0131767	Risk Engineering Insurance Company Limited						176,510,963			176,510,963	(71,224,000)
	AA-2730043	FM Global de Mexico S.A. de C.V.									0	238,521,000
	AA-3190418	New Providence Mutual Limited									0	(981,000)
	AA-1370041	FM Insurance Europe S.A.		294,133,390							294,133,390	
		FMIC Escitorio de Representacao No Brasil LTDA									0	
	20-2740839	Watch Hill Insurance Company									0	(1,672,000)
	27-0433536	FM Global Services LLC		90,819							90,819	
9999999		Control Totals	0	0	0	0	0	0	XXX	0	0	0

86

Detailed Explanation

Pool Participants: Factory Mutual Insurance Company (86%), Affiliated FM Insurance Company (12%), and Appalachian Insurance Company (2%)

Annual Statement for the year 2017 of the **APPALACHIAN INSURANCE COMPANY**
SUPPLEMENTAL EXHIBITS AND SCHEDULES INTERROGATORIES

The following supplemental reports are required to be filed as part of your statement filing unless specifically waived by the domiciliary state. However, in the event that your domiciliary state waives the filing requirement, your response of WAIVED to the specific interrogatory will be accepted in lieu of filing a "NONE" report and a bar code will be printed below. If the supplement is required of your company but is not being filed for whatever reason enter SEE EXPLANATION and provide an explanation following the interrogatory questions.

MARCH FILING

	Responses
1. Will an actuarial opinion be filed by March 1?	YES
2. Will the Supplemental Compensation Exhibit be filed with the state of domicile by March 1?	YES
3. Will the confidential Risk-Based Capital Report be filed with the NAIC by March 1?	YES
4. Will the confidential Risk-Based Capital Report be filed with the state of domicile, if required, by March 1?	YES

APRIL FILING

5. Will the Insurance Expense Exhibit be filed with the state of domicile and the NAIC by April 1?	YES
6. Will the Management's Discussion and Analysis be filed by April 1?	YES
7. Will the Supplemental Investment Risks Interrogatories be filed by April 1?	YES

MAY FILING

8. Will this company be included in a combined annual statement that is filed with the NAIC by May 1?	YES
---	-----

JUNE FILING

9. Will an audited financial report be filed by June 1?	YES
10. Will Accountants Letter of Qualifications be filed with the state of domicile and electronically with the NAIC by June 1?	YES

AUGUST FILING

11. Will the regulator-only (non-public) Communication of Internal Control Related Matters Noted in Audit be filed with the state of domicile and electronically with the NAIC (as a regulator-only non-public document) by August 1?	YES
---	-----

The following supplemental reports are required to be filed as part of your statement filing. However, in the event that your company does not transact the type of business for which the special report must be filed, your response of NO to the specific interrogatory will be accepted in lieu of filing a "NONE" report and a bar code will be printed below. If the supplement is required of your company but is not being filed for whatever reason, enter SEE EXPLANATION and provide an explanation following the interrogatory questions.

MARCH FILING

12. Will Schedule SIS (Stockholder Information Supplement) be filed with the state of domicile by March 1?	NO
13. Will the Financial Guaranty Insurance Exhibit be filed by March 1?	NO
14. Will the Medicare Supplement Insurance Experience Exhibit be filed with the state of domicile and the NAIC by March 1?	NO
15. Will Supplement A to Schedule T (Medical Professional Liability Supplement) be filed by March 1?	NO
16. Will the Trusteed Surplus Statement be filed with the state of domicile and the NAIC by March 1?	NO
17. Will the Premiums Attributed to Protected Cells Exhibit be filed by March 1?	NO
18. Will the Reinsurance Summary Supplemental Filing for General Interrogatory 9 be filed with the state of domicile and the NAIC by March 1?	NO
19. Will the Medicare Part D Coverage Supplement be filed with the state of domicile and the NAIC by March 1?	NO
20. Will the confidential Actuarial Opinion Summary be filed with the state of domicile, if required, by March 15 (or the date otherwise specified)?	YES
21. Will the Reinsurance Attestation Supplement be filed with the state of domicile and the NAIC by March 1?	YES
22. Will the Exceptions to the Reinsurance Attestation Supplement be filed with the state of domicile by March 1?	NO
23. Will the Bail Bond Supplement be filed with the state of domicile and the NAIC by March 1?	NO
24. Will the Director and Officer Insurance Coverage Supplement be filed with the state of domicile and the NAIC by March 1?	NO
25. Will an approval from the reporting entity's state of domicile for relief related to the five-year rotation requirement for lead audit partner be filed electronically with the NAIC by March 1?	NO
26. Will an approval from the reporting entity's state of domicile for relief related to the one-year cooling off period for independent CPA be filed electronically with the NAIC by March 1?	NO
27. Will an approval from the reporting entity's state of domicile for relief related to the Requirements for Audit Committees be filed electronically with the NAIC by March 1?	NO
28. Will the Supplemental Schedule for Reinsurance Counterparty Reporting Exception - Asbestos and Pollution Contracts be filed with the state of domicile and the NAIC by March 1?	NO

APRIL FILING

29. Will the Credit Insurance Experience Exhibit be filed with state of domicile and the NAIC by April 1?	NO
30. Will the Long-Term Care Experience Reporting Forms be filed with the state of domicile and the NAIC by April 1?	NO
31. Will the Accident and Health Policy Experience Exhibit be filed by April 1?	NO
32. Will the Supplemental Health Care Exhibit (Parts 1, 2 and 3) be filed with the state of domicile and the NAIC by April 1?	NO
33. Will the regulator-only (non-public) Supplemental Health Care Exhibit's Expense Allocation Report be filed with the state of domicile and the NAIC by April 1?	NO
34. Will the Cybersecurity and Identity Theft Insurance Coverage Supplement be filed with the state of domicile and the NAIC by April 1?	YES

AUGUST FILING

35. Will Management's Report of Internal Control Over Financial Reporting be filed with the state of domicile by August 1?	YES
--	-----

Annual Statement for the year 2017 of the **APPALACHIAN INSURANCE COMPANY**
SUPPLEMENTAL EXHIBITS AND SCHEDULES INTERROGATORIES


The following supplemental reports are required to be filed as part of your statement filing unless specifically waived by the domiciliary state. However, in the event that your domiciliary state waives the filing requirement, your response of WAIVED to the specific interrogatory will be accepted in lieu of filing a "NONE" report and a bar code will be printed below. If the supplement is required of your company but is not being filed for whatever reason enter SEE EXPLANATION and provide an explanation following the interrogatory questions.

EXPLANATION:


BAR CODE:

- 1.
- 2.
- 3.
- 4.
- 5.
- 6.
- 7.
- 8.
- 9.
- 10.
- 11.


12. The data for this supplement is not required to be filed.
13. The data for this supplement is not required to be filed.
14. The data for this supplement is not required to be filed.
15. The data for this supplement is not required to be filed.
16. The data for this supplement is not required to be filed.
17. The data for this supplement is not required to be filed.
18. The data for this supplement is not required to be filed.
19. The data for this supplement is not required to be filed.




* 1 0 3 1 6 2 0 1 7 4 2 0 0 0 0 0 0 *




* 1 0 3 1 6 2 0 1 7 2 4 0 0 0 0 0 0 *




* 1 0 3 1 6 2 0 1 7 3 6 0 0 0 0 0 0 *




* 1 0 3 1 6 2 0 1 7 4 5 5 0 0 0 0 0 *




* 1 0 3 1 6 2 0 1 7 4 9 0 0 0 0 0 0 *



* 1 0 3 1 6 2 0 1 7 3 8 5 0 0 0 0 0 *




* 1 0 3 1 6 2 0 1 7 4 0 1 0 0 0 0 0 *




* 1 0 3 1 6 2 0 1 7 3 6 5 0 0 0 0 0 *


- 20.
- 21.
22. The data for this supplement is not required to be filed.
23. The data for this supplement is not required to be filed.
24. The data for this supplement is not required to be filed.
25. The data for this supplement is not required to be filed.
26. The data for this supplement is not required to be filed.
27. The data for this supplement is not required to be filed.
28. The data for this supplement is not required to be filed.
29. The data for this supplement is not required to be filed.
30. The data for this supplement is not required to be filed.
31. The data for this supplement is not required to be filed.
32. The data for this supplement is not required to be filed.
33. The data for this supplement is not required to be filed.




* 1 0 3 1 6 2 0 1 7 4 0 0 0 0 0 0 0 *




* 1 0 3 1 6 2 0 1 7 5 0 0 0 0 0 0 0 *




* 1 0 3 1 6 2 0 1 7 5 0 5 0 0 0 0 0 *




* 1 0 3 1 6 2 0 1 7 2 2 4 0 0 0 0 0 *




* 1 0 3 1 6 2 0 1 7 2 2 5 0 0 0 0 0 *




* 1 0 3 1 6 2 0 1 7 2 2 6 0 0 0 0 0 *




* 1 0 3 1 6 2 0 1 7 5 5 5 0 0 0 0 0 *




* 1 0 3 1 6 2 0 1 7 2 3 0 0 0 0 0 0 *




* 1 0 3 1 6 2 0 1 7 3 0 6 0 0 0 0 0 *



* 1 0 3 1 6 2 0 1 7 2 1 0 0 0 0 0 0 *



* 1 0 3 1 6 2 0 1 7 2 1 6 0 0 0 0 0 *



* 1 0 3 1 6 2 0 1 7 2 1 7 0 0 0 0 0 *

- 34.
- 35.

Annual Statement for the year 2017 of the **APPALACHIAN INSURANCE COMPANY**
Overflow Page for Write-Ins

Additional Write-ins for Liabilities:

	1 Current Year	2 Prior Year
2904.		
2905.		
2997. Summary of remaining write-ins for Line 29.....	.0	.0

Additional Write-ins for Liabilities:

	1 Current Year	2 Prior Year
3204.		
3205.		
3297. Summary of remaining write-ins for Line 32.....	.0	.0

Overflow Page for Write-Ins

100L

NONE

2017 ALPHABETICAL INDEX -- PROPERTY & CASUALTY ANNUAL STATEMENT BLANK

Assets	2	Schedule P-Part 2G-Special Liability (Ocean Marine, Aircraft (All Perils), Boiler & Machinery)	58
Cash Flow	5	Schedule P-Part 2H-Section 1-Other Liability-Occurrence	58
Exhibit of Capital Gains (Losses)	12	Schedule P-Part 2H-Section 2-Other Liability-Claims-Made	58
Exhibit of Net Investment Income	12	Schedule P-Part 2I-Spec. Prop. (Fire, Allied Lines, Inland Marine, Earthquake, Burglary, Theft)	59
Exhibit of Nonadmitted Assets	13	Schedule P-Part 2J-Auto Physical Damage	59
Exhibit of Premiums and Losses (State Page)	19	Schedule P-Part 2K-Fidelity, Surety	59
Five-Year Historical Data	17	Schedule P-Part 2L-Other (Including Credit, Accident and Health)	59
General Interrogatories	15	Schedule P-Part 2M-International	59
Jurat Page	1	Schedule P-Part 2N-Reinsurance - Nonproportional Assumed Property	60
Liabilities, Surplus and Other Funds	3	Schedule P-Part 2O-Reinsurance - Nonproportional Assumed Liability	60
Notes To Financial Statements	14	Schedule P-Part 2P-Reinsurance - Nonproportional Assumed Financial Lines	60
Overflow Page For Write-ins	100	Schedule P-Part 2R-Section 1-Products Liability-Occurrence	61
Schedule A-Part 1	E01	Schedule P-Part 2R-Section 2-Products Liability-Claims-Made	61
Schedule A-Part 2	E02	Schedule P-Part 2S-Financial Guaranty/Mortgage Guaranty	61
Schedule A-Part 3	E03	Schedule P-Part 2T-Warranty	61
Schedule A-Verification Between Years	SI02	Schedule P-Part 3A-Homeowners/Farmowners	62
Schedule B-Part 1	E04	Schedule P-Part 3B-Private Passenger Auto Liability/Medical	62
Schedule B-Part 2	E05	Schedule P-Part 3C-Commercial Auto/Truck Liability/Medical	62
Schedule B-Part 3	E06	Schedule P-Part 3D-Workers' Compensation (Excluding Excess Workers Compensation)	62
Schedule B-Verification Between Years	SI02	Schedule P-Part 3E-Commercial Multiple Peril	62
Schedule BA-Part 1	E07	Schedule P-Part 3F-Section 1-Medical Professional Liability-Occurrence	63
Schedule BA-Part 2	E08	Schedule P-Part 3F-Section 2-Medical Professional Liability-Claims-Made	63
Schedule BA-Part 3	E09	Schedule P-Part 3G-Special Liability (Ocean Marine, Aircraft (All Perils), Boiler & Machinery)	63
Schedule BA-Verification Between Years	SI03	Schedule P-Part 3H-Section 1-Other Liability-Occurrence	63
Schedule D-Part 1	E10	Schedule P-Part 3H-Section 2-Other Liability-Claims-Made	63
Schedule D-Part 1A-Section 1	SI05	Schedule P-Part 3I-Spec. Prop. (Fire, Allied Lines, Inland Marine, Earthquake, Burglary, Theft)	64
Schedule D-Part 1A-Section 2	SI08	Schedule P-Part 3J-Auto Physical Damage	64
Schedule D-Part 2-Section 1	E11	Schedule P-Part 3K-Fidelity/Surety	64
Schedule D-Part 2-Section 2	E12	Schedule P-Part 3L-Other (Including Credit, Accident and Health)	64
Schedule D-Part 3	E13	Schedule P-Part 3M-International	64
Schedule D-Part 4	E14	Schedule P-Part 3N-Reinsurance - Nonproportional Assumed Property	65
Schedule D-Part 5	E15	Schedule P-Part 3O-Reinsurance - Nonproportional Assumed Liability	65
Schedule D-Part 6-Section 1	E16	Schedule P-Part 3P-Reinsurance - Nonproportional Assumed Financial Lines	65
Schedule D-Part 6-Section 2	E16	Schedule P-Part 3R-Section 1-Products Liability-Occurrence	66
Schedule D-Summary By Country	SI04	Schedule P-Part 3R-Section 2-Products Liability-Claims-Made	66
Schedule D-Verification Between Years	SI03	Schedule P-Part 3S-Financial Guaranty/Mortgage Guaranty	66
Schedule DA-Part 1	E17	Schedule P-Part 3T-Warranty	66
Schedule DA-Verification Between Years	SI10	Schedule P-Part 4A-Homeowners/Farmowners	67
Schedule DB-Part A-Section 1	E18	Schedule P-Part 4B-Private Passenger Auto Liability/Medical	67
Schedule DB-Part A-Section 2	E19	Schedule P-Part 4C-Commercial Auto/Truck Liability/Medical	67
Schedule DB-Part A-Verification Between Years	SI11	Schedule P-Part 4D-Workers' Compensation (Excluding Excess Workers Compensation)	67
Schedule DB-Part B-Section 1	E20	Schedule P-Part 4E-Commercial Multiple Peril	67
Schedule DB-Part B-Section 2	E21	Schedule P-Part 4F-Section 1-Medical Professional Liability-Occurrence	68
Schedule DB-Part B-Verification Between Years	SI11	Schedule P-Part 4F-Section 2-Medical Professional Liability-Claims-Made	68
Schedule DB-Part C-Section 1	SI12	Schedule P-Part 4G-Special Liability (Ocean Marine, Aircraft (All Perils), Boiler & Machinery)	68
Schedule DB-Part C-Section 2	SI13	Schedule P-Part 4H-Section 1-Other Liability-Occurrence	68
Schedule DB-Part D-Section 1	E22	Schedule P-Part 4H-Section 2-Other Liability-Claims-Made	68
Schedule DB-Part D-Section 2	E23	Schedule P-Part 4I-Spec. Prop. (Fire, Allied Lines, Inland Marine, Earthquake, Burglary & Theft)	69
Schedule DB-Verification	SI14	Schedule P-Part 4J-Auto Physical Damage	69
Schedule DL-Part 1	E24	Schedule P-Part 4K-Fidelity/Surety	69
Schedule DL-Part 2	E25	Schedule P-Part 4L-Other (Including Credit, Accident and Health)	69
Schedule E-Part 1-Cash	E26	Schedule P-Part 4M-International	69
Schedule E-Part 2-Cash Equivalents	E27	Schedule P-Part 4N-Reinsurance - Nonproportional Assumed Property	70
Schedule E-Part 3-Special Deposits	E28	Schedule P-Part 4O-Reinsurance - Nonproportional Assumed Liability	70
Schedule E-Verification Between Years	SI15	Schedule P-Part 4P-Reinsurance - Nonproportional Assumed Financial Lines	70
Schedule F-Part 1	20	Schedule P-Part 4R-Section 1-Products Liability-Occurrence	71
Schedule F-Part 2	21	Schedule P-Part 4R-Section 2-Products Liability-Claims-Made	71
Schedule F-Part 3	22	Schedule P-Part 4S-Financial Guaranty/Mortgage Guaranty	71
Schedule F-Part 4	23	Schedule P-Part 4T-Warranty	71
Schedule F-Part 5	24	Schedule P-Part 5A-Homeowners/Farmowners	72
Schedule F-Part 6-Section 1	25	Schedule P-Part 5B-Private Passenger Auto Liability/Medical	73
Schedule F-Part 6-Section 2	26	Schedule P-Part 5C-Commercial Auto/Truck Liability/Medical	74
Schedule F-Part 7	27	Schedule P-Part 5D-Workers' Compensation (Excluding Excess Workers Compensation)	75
Schedule F-Part 8	28	Schedule P-Part 5E-Commercial Multiple Peril	76
Schedule F-Part 9	29	Schedule P-Part 5F-Medical Professional Liability-Claims-Made	78
Schedule H-Accident and Health Exhibit-Part 1	30	Schedule P-Part 5F-Medical Professional Liability-Occurrence	77
Schedule H-Part 2, Part 3 and Part 4	31	Schedule P-Part 5H-Other Liability-Claims-Made	80
Schedule H-Part 5-Health Claims	32	Schedule P-Part 5H-Other Liability-Occurrence	79
Schedule P-Part 1-Summary	33	Schedule P-Part 5R-Products Liability-Claims-Made	82
Schedule P-Part 1A-Homeowners/Farmowners	35	Schedule P-Part 5R-Products Liability-Occurrence	81
Schedule P-Part 1B-Private Passenger Auto Liability/Medical	36	Schedule P-Part 5T-Warranty	83
Schedule P-Part 1C-Commercial Auto/Truck Liability/Medical	37	Schedule P-Part 6C-Commercial Auto/Truck Liability/Medical	84
Schedule P-Part 1D-Workers' Compensation (Excluding Excess Workers Compensation)	38	Schedule P-Part 6D-Workers' Compensation (Excluding Excess Workers Compensation)	84
Schedule P-Part 1E-Commercial Multiple Peril	39	Schedule P-Part 6E-Commercial Multiple Peril	85
Schedule P-Part 1F-Section 1-Medical Professional Liability-Occurrence	40	Schedule P-Part 6H-Other Liability-Claims-Made	86
Schedule P-Part 1F-Section 2-Medical Professional Liability-Claims-Made	41	Schedule P-Part 6H-Other Liability-Occurrence	85
Schedule P-Part 1G-Special Liability (Ocean, Marine, Aircraft (All Perils), Boiler & Machinery)	42	Schedule P-Part 6M-International	86
Schedule P-Part 1H-Section 1-Other Liability-Occurrence	43	Schedule P-Part 6N-Reinsurance - Nonproportional Assumed Property	87
Schedule P-Part 1H-Section 2-Other Liability-Claims-Made	44	Schedule P-Part 6O-Reinsurance - Nonproportional Assumed Liability	87
Schedule P-Part 1I-Spec. Prop. (Fire, Allied Lines, Inland Marine, Earthquake, Burglary & Theft)	45	Schedule P-Part 6R-Products Liability-Claims-Made	88
Schedule P-Part 1J-Auto Physical Damage	46	Schedule P-Part 6R-Products Liability-Occurrence	88
Schedule P-Part 1K-Fidelity/Surety	47	Schedule P-Part 7A-Primary Loss Sensitive Contracts	89
Schedule P-Part 1L-Other (Including Credit, Accident and Health)	48	Schedule P-Part 7B-Reinsurance Loss Sensitive Contracts	91
Schedule P-Part 1M-International	49	Schedule P Interrogatories	93
Schedule P-Part 1N-Reinsurance - Nonproportional Assumed Property	50	Schedule T-Exhibit of Premiums Written	94
Schedule P-Part 1O-Reinsurance - Nonproportional Assumed Liability	51	Schedule T-Part 2-Interstate Compact	95
Schedule P-Part 1P-Reinsurance - Nonproportional Assumed Financial Lines	52	Schedule Y-Information Concerning Activities of Insurer Members of a Holding Company Group	96
Schedule P-Part 1R-Section 1-Products Liability-Occurrence	53	Schedule Y-Detail of Insurance Holding Company System	97
Schedule P-Part 1R-Section 2-Products Liability-Claims-Made	54	Schedule Y-Part 2-Summary of Insurer's Transactions With Any Affiliates	98
Schedule P-Part 1S-Financial Guaranty/Mortgage Guaranty	55	Statement of Income	4
Schedule P-Part 1T-Warranty	56	Summary Investment Schedule	SI01
Schedule P-Part 2, Part 3 and Part 4 - Summary	34	Supplemental Exhibits and Schedules Interrogatories	99
Schedule P-Part 2A-Homeowners/Farmowners	57	Underwriting and Investment Exhibit Part 1	6
Schedule P-Part 2B-Private Passenger Auto Liability/Medical	57	Underwriting and Investment Exhibit Part 1A	7
Schedule P-Part 2C-Commercial Auto/Truck Liability/Medical	57	Underwriting and Investment Exhibit Part 1B	8
Schedule P-Part 2D-Workers' Compensation (Excluding Excess Workers Compensation)	57	Underwriting and Investment Exhibit Part 2	9
Schedule P-Part 2E-Commercial Multiple Peril	57	Underwriting and Investment Exhibit Part 2A	10
Schedule P-Part 2F-Section 1-Medical Professional Liability-Occurrence	58	Underwriting and Investment Exhibit Part 3	11
Schedule P-Part 2F-Section 2-Medical Professional Liability-Claims-Made	58		