



ANNUAL STATEMENT

For the Year Ended December 31, 2017
of the Condition and Affairs of the

Metropolitan Casualty Insurance Company

NAIC Group Code.....241, 241 <small>(Current Period) (Prior Period)</small>	NAIC Company Code..... 40169	Employer's ID Number..... 05-0393243
Organized under the Laws of RI	State of Domicile or Port of Entry RI	Country of Domicile US
Incorporated/Organized..... October 7, 1981	Commenced Business..... April 1, 1982	
Statutory Home Office	700 Quaker Lane..... Warwick RI US 02886-6669 <small>(Street and Number) (City or Town, State, Country and Zip Code)</small>	
Main Administrative Office	700 Quaker Lane..... Warwick RI US..... 02886-6669 <small>(Street and Number) (City or Town, State, Country and Zip Code)</small>	401-827-2400 <small>(Area Code) (Telephone Number)</small>
Mail Address	PO Box 350, 700 Quaker Lane Warwick RI US 02887-0350 <small>(Street and Number or P. O. Box) (City or Town, State, Country and Zip Code)</small>	
Primary Location of Books and Records	700 Quaker Lane..... Warwick RI US 02886-6669 <small>(Street and Number) (City or Town, State, Country and Zip Code)</small>	800-638-4208 <small>(Area Code) (Telephone Number)</small>
Internet Web Site Address	www.metlife.com	
Statutory Statement Contact	Kevin Paul Swift <small>(Name)</small> kswift@metlife.com <small>(E-Mail Address)</small>	800-638-4208 <small>(Area Code) (Telephone Number) (Extension)</small> 401-827-2315 <small>(Fax Number)</small>

OFFICERS

Name	Title	Name	Title
1. Kishore Ponnayolu	President	2. Maura Catherine Travers	Assistant General Counsel and Secretary
3. Michael John Bednarick	Vice President and Chief Financial Officer	4. John Dennis McCallion	Treasurer

OTHER

Zulfi Shafaat Ahmed #	Senior Vice President and Chief Information Security Officer	William Donald Anderson #	Vice President and Assistant Treasurer
Robert Edward Bean	Vice President	Kevin Chean	Vice President
Marlene Beverly Debel	Executive Vice President	Darla Ann Finchum	Vice President
Barbara Jean Furr	Vice President	Paul Edward Gavin #	Senior Vice President
Lorene Elsie Guardado #	Vice President	Lise Ann Hasegawa	Vice President
James William Koeger #	Vice President	Michelle Lee Kolodziejczak #	Vice President
Richard Paul Lonardo	Vice President	Mick Lloyd Noland	Senior Vice President
Robert Francis Nostramo	Vice President and General Counsel	Christopher Timothy Rhodes	Vice President
Richard Andrew Stevens	Vice President and Controller	Calvin Tyrone Strong	Vice President

DIRECTORS OR TRUSTEES

Michael John Bednarick	Barbara Jean Furr	Paul Edward Gavin	Kishore Ponnayolu
------------------------	-------------------	-------------------	-------------------

State of..... Rhode Island
County of..... Kent

The officers of this reporting entity being duly sworn, each depose and say that they are the described officers of said reporting entity, and that on the reporting period stated above, all of the herein described assets were the absolute property of the said reporting entity, free and clear from any liens or claims thereon, except as herein stated, and that this statement, together with related exhibits, schedules and explanations therein contained, annexed or referred to, is a full and true statement of all the assets and liabilities and of the condition and affairs of the said reporting entity as of the reporting period stated above, and of its income and deductions therefrom for the period ended, and have been completed in accordance with the NAIC *Annual Statement Instructions and Accounting Practices and Procedures* manual except to the extent that: (1) state law may differ; or, (2) that state rules or regulations require differences in reporting not related to accounting practices and procedures, according to the best of their information, knowledge and belief, respectively. Furthermore, the scope of this attestation by the described officers also includes the related corresponding electronic filing with the NAIC, when required, that is an exact copy (except for formatting differences due to electronic filing) of the enclosed statement. The electronic filing may be requested by various regulators in lieu of or in addition to the enclosed statement.

Kishore Ponnayolu
President

Maura Catherine Travers
Assistant General Counsel and Secretary

Michael John Bednarick
Vice President and Chief Financial Officer

Subscribed and sworn to before me
This 16th day of February, 2018

a. Is this an original filing? Yes [X] No []
b. If no
1. State the amendment number _____
2. Date filed _____
3. Number of pages attached _____

Deborah L. Masterson
Notary
June 24, 2021




EXHIBIT OF PREMIUMS AND LOSSES (Statutory Page 14)



NAIC Group Code.....241 NAIC Company Code...40169

BUSINESS IN THE STATE OF ALASKA DURING THE YEAR

19.AK

Line of Business	Gross Premiums, Including Policy and Membership Fees, Less Return Premiums and Premiums on Policies not Taken		3 Dividends Paid or Credited to Policyholders on Direct Business	4 Direct Unearned Premium Reserves	5 Direct Losses Paid (deducting salvage)	6 Direct Losses Incurred	7 Direct Losses Unpaid	8 Direct Defense and Cost Containment Expense Paid	9 Direct Defense and Cost Containment Expense Incurred	10 Direct Defense and Cost Containment Expense Unpaid	11 Commissions and Brokerage Expenses	12 Taxes, Licenses and Fees
	1 Direct Premiums Written	2 Direct Premiums Earned										
1. Fire.....	0	0	0	0	0	0	0	0	0	0	0	0
2.1 Allied lines.....	0	0	0	0	0	0	0	0	0	0	0	0
2.2 Multiple peril crop.....	0	0	0	0	0	0	0	0	0	0	0	0
2.3 Federal flood.....	0	0	0	0	0	0	0	0	0	0	0	0
2.4 Private crop.....	0	0	0	0	0	0	0	0	0	0	0	0
2.5 Private flood.....	0	0	0	0	0	0	0	0	0	0	0	0
3. Farmowners multiple peril.....	0	0	0	0	0	0	0	0	0	0	0	0
4. Homeowners multiple peril.....	0	0	0	0	0	0	0	0	0	0	0	0
5.1 Commercial multiple peril (non-liability portion).....	0	0	0	0	0	0	0	0	0	0	0	0
5.2 Commercial multiple peril (liability portion).....	0	0	0	0	0	0	0	0	0	0	0	0
6. Mortgage guaranty.....	0	0	0	0	0	0	0	0	0	0	0	0
8. Ocean marine.....	0	0	0	0	0	0	0	0	0	0	0	0
9. Inland marine.....	0	0	0	0	0	0	0	0	0	0	0	0
10. Financial guaranty.....	0	0	0	0	0	0	0	0	0	0	0	0
11. Medical professional liability.....	0	0	0	0	0	0	0	0	0	0	0	0
12. Earthquake.....	0	0	0	0	0	0	0	0	0	0	0	0
13. Group accident and health (b).....	0	0	0	0	0	0	0	0	0	0	0	0
14. Credit A&H (group and individual).....	0	0	0	0	0	0	0	0	0	0	0	0
15.1 Collectively renewable A&H (b).....	0	0	0	0	0	0	0	0	0	0	0	0
15.2 Non-cancelable A&H (b).....	0	0	0	0	0	0	0	0	0	0	0	0
15.3 Guaranteed renewable A&H (b).....	0	0	0	0	0	0	0	0	0	0	0	0
15.4 Non-renewable for stated reasons only (b).....	0	0	0	0	0	0	0	0	0	0	0	0
15.5 Other accident only.....	0	0	0	0	0	0	0	0	0	0	0	0
15.6 Medicare Title XVIII exempt from state taxes or fees.....	0	0	0	0	0	0	0	0	0	0	0	0
15.7 All other A&H (b).....	0	0	0	0	0	0	0	0	0	0	0	0
15.8 Federal employees health benefits plan premium.....	0	0	0	0	0	0	0	0	0	0	0	0
16. Workers' compensation.....	0	0	0	0	0	0	0	0	0	0	0	0
17.1 Other liability-occurrence.....	0	0	0	0	0	0	0	0	0	0	0	0
17.2 Other liability-claims-made.....	0	0	0	0	0	0	0	0	0	0	0	0
17.3 Excess workers' compensation.....	0	0	0	0	0	0	0	0	0	0	0	0
18. Products liability.....	0	0	0	0	0	0	0	0	0	0	0	0
19.1 Private passenger auto no-fault (personal injury protection).....	0	0	0	0	0	0	0	0	0	0	0	0
19.2 Other private passenger auto liability.....	0	0	0	0	0	0	0	0	0	0	0	0
19.3 Commercial auto no-fault (personal injury protection).....	0	0	0	0	0	0	0	0	0	0	0	0
19.4 Other commercial auto liability.....	0	0	0	0	0	0	0	0	0	0	0	0
21.1 Private passenger auto physical damage.....	0	0	0	0	0	0	0	0	0	0	0	0
21.2 Commercial auto physical damage.....	0	0	0	0	0	0	0	0	0	0	0	0
22. Aircraft (all perils).....	0	0	0	0	0	0	0	0	0	0	0	0
23. Fidelity.....	0	0	0	0	0	0	0	0	0	0	0	0
24. Surety.....	0	0	0	0	0	0	0	0	0	0	0	0
26. Burglary and theft.....	0	0	0	0	0	0	0	0	0	0	0	0
27. Boiler and machinery.....	0	0	0	0	0	0	0	0	0	0	0	0
28. Credit.....	0	0	0	0	0	0	0	0	0	0	0	0
30. Warranty.....	0	0	0	0	0	0	0	0	0	0	0	0
34. Aggregate write-ins for other lines of business.....	0	0	0	0	0	0	0	0	0	0	0	0
35. TOTALS (a).....	0	0	0	0	0	0	0	0	0	0	0	0

DETAILS OF WRITE-INS

3401. MISCELLANEOUS.....	0	0	0	0	0	0	0	0	0	0	0	0
3402.	0	0	0	0	0	0	0	0	0	0	0	0
3403.	0	0	0	0	0	0	0	0	0	0	0	0
3498. Summary of remaining write-ins for Line 34 from overflow page.....	0	0	0	0	0	0	0	0	0	0	0	0
3499. TOTALS (Lines 3401 through 3403 plus 3498) (Line 34 above).....	0	0	0	0	0	0	0	0	0	0	0	0

(a) Finance and service charges not included in Lines 1 to 35 \$.....0.

(b) For health business on indicated lines report: Number of persons insured under PPO managed care products.....0 and number of persons insured under indemnity only products.....0.

EXHIBIT OF PREMIUMS AND LOSSES (Statutory Page 14)



NAIC Group Code.....241 NAIC Company Code....40169

BUSINESS IN THE STATE OF ALABAMA DURING THE YEAR

19.6A

Line of Business	Gross Premiums, Including Policy and Membership Fees, Less Return Premiums and Premiums on Policies not Taken		3 Dividends Paid or Credited to Policyholders on Direct Business	4 Direct Unearned Premium Reserves	5 Direct Losses Paid (deducting salvage)	6 Direct Losses Incurred	7 Direct Losses Unpaid	8 Direct Defense and Cost Containment Expense Paid	9 Direct Defense and Cost Containment Expense Incurred	10 Direct Defense and Cost Containment Expense Unpaid	11 Commissions and Brokerage Expenses	12 Taxes, Licenses and Fees
	1 Direct Premiums Written	2 Direct Premiums Earned										
1. Fire.....	0	0	0	0	0	0	0	0	0	0	0	0
2.1 Allied lines.....	0	0	0	0	0	0	0	0	0	0	0	0
2.2 Multiple peril crop.....	0	0	0	0	0	0	0	0	0	0	0	0
2.3 Federal flood.....	0	0	0	0	0	0	0	0	0	0	0	0
2.4 Private crop.....	0	0	0	0	0	0	0	0	0	0	0	0
2.5 Private flood.....	0	0	0	0	0	0	0	0	0	0	0	0
3. Farmowners multiple peril.....	0	0	0	0	0	0	0	0	0	0	0	0
4. Homeowners multiple peril.....	0	0	0	0	0	0	0	0	0	0	0	0
5.1 Commercial multiple peril (non-liability portion).....	0	0	0	0	0	0	0	0	0	0	0	0
5.2 Commercial multiple peril (liability portion).....	0	0	0	0	0	0	0	0	0	0	0	0
6. Mortgage guaranty.....	0	0	0	0	0	0	0	0	0	0	0	0
8. Ocean marine.....	0	0	0	0	0	0	0	0	0	0	0	0
9. Inland marine.....	0	0	0	0	0	0	0	0	0	0	0	0
10. Financial guaranty.....	0	0	0	0	0	0	0	0	0	0	0	0
11. Medical professional liability.....	0	0	0	0	0	0	0	0	0	0	0	0
12. Earthquake.....	0	0	0	0	0	0	0	0	0	0	0	0
13. Group accident and health (b).....	0	0	0	0	0	0	0	0	0	0	0	0
14. Credit A&H (group and individual).....	0	0	0	0	0	0	0	0	0	0	0	0
15.1 Collectively renewable A&H (b).....	0	0	0	0	0	0	0	0	0	0	0	0
15.2 Non-cancelable A&H (b).....	0	0	0	0	0	0	0	0	0	0	0	0
15.3 Guaranteed renewable A&H (b).....	0	0	0	0	0	0	0	0	0	0	0	0
15.4 Non-renewable for stated reasons only (b).....	0	0	0	0	0	0	0	0	0	0	0	0
15.5 Other accident only.....	0	0	0	0	0	0	0	0	0	0	0	0
15.6 Medicare Title XVIII exempt from state taxes or fees.....	0	0	0	0	0	0	0	0	0	0	0	0
15.7 All other A&H (b).....	0	0	0	0	0	0	0	0	0	0	0	0
15.8 Federal employees health benefits plan premium.....	0	0	0	0	0	0	0	0	0	0	0	0
16. Workers' compensation.....	0	0	0	0	0	0	0	0	0	0	0	0
17.1 Other liability-occurrence.....	0	0	0	0	0	0	0	0	0	0	0	0
17.2 Other liability-claims-made.....	0	0	0	0	0	0	0	0	0	0	0	0
17.3 Excess workers' compensation.....	0	0	0	0	0	0	0	0	0	0	0	0
18. Products liability.....	0	0	0	0	0	0	0	0	0	0	0	0
19.1 Private passenger auto no-fault (personal injury protection).....	0	0	0	0	0	0	0	0	0	0	0	0
19.2 Other private passenger auto liability.....	41,952	43,404	0	8,926	40,458	71,760	35,192	2,799	3,061	542	2,920	0
19.3 Commercial auto no-fault (personal injury protection).....	0	0	0	0	0	0	0	0	0	0	0	0
19.4 Other commercial auto liability.....	0	0	0	0	0	0	0	0	0	0	0	0
21.1 Private passenger auto physical damage.....	35,397	36,432	0	7,268	7,130	7,712	(76)	(10)	14	454	2,467	0
21.2 Commercial auto physical damage.....	0	0	0	0	0	0	0	0	0	0	0	0
22. Aircraft (all perils).....	0	0	0	0	0	0	0	0	0	0	0	0
23. Fidelity.....	0	0	0	0	0	0	0	0	0	0	0	0
24. Surety.....	0	0	0	0	0	0	0	0	0	0	0	0
26. Burglary and theft.....	0	0	0	0	0	0	0	0	0	0	0	0
27. Boiler and machinery.....	0	0	0	0	0	0	0	0	0	0	0	0
28. Credit.....	0	0	0	0	0	0	0	0	0	0	0	0
30. Warranty.....	0	0	0	0	0	0	0	0	0	0	0	0
34. Aggregate write-ins for other lines of business.....	0	0	0	0	0	0	0	0	0	0	0	0
35. TOTALS (a).....	77,349	79,836	0	16,194	47,588	79,472	35,116	2,789	3,075	996	5,387	0

DETAILS OF WRITE-INS

3401. MISCELLANEOUS.....	0	0	0	0	0	0	0	0	0	0	0	0
3402.	0	0	0	0	0	0	0	0	0	0	0	0
3403.	0	0	0	0	0	0	0	0	0	0	0	0
3498. Summary of remaining write-ins for Line 34 from overflow page.....	0	0	0	0	0	0	0	0	0	0	0	0
3499. TOTALS (Lines 3401 through 3403 plus 3498) (Line 34 above).....	0	0	0	0	0	0	0	0	0	0	0	0

(a) Finance and service charges not included in Lines 1 to 35 \$...80.

(b) For health business on indicated lines report: Number of persons insured under PPO managed care products.....0 and number of persons insured under indemnity only products.....0.

EXHIBIT OF PREMIUMS AND LOSSES (Statutory Page 14)



NAIC Group Code.....241 NAIC Company Code...40169

BUSINESS IN THE STATE OF ARKANSAS DURING THE YEAR

19.AR

Line of Business	Gross Premiums, Including Policy and Membership Fees, Less Return Premiums and Premiums on Policies not Taken		3 Dividends Paid or Credited to Policyholders on Direct Business	4 Direct Unearned Premium Reserves	5 Direct Losses Paid (deducting salvage)	6 Direct Losses Incurred	7 Direct Losses Unpaid	8 Direct Defense and Cost Containment Expense Paid	9 Direct Defense and Cost Containment Expense Incurred	10 Direct Defense and Cost Containment Expense Unpaid	11 Commissions and Brokerage Expenses	12 Taxes, Licenses and Fees
	1 Direct Premiums Written	2 Direct Premiums Earned										
1. Fire.....	0	0	0	0	0	0	0	0	0	0	0	0
2.1 Allied lines.....	0	0	0	0	0	0	0	0	0	0	0	0
2.2 Multiple peril crop.....	0	0	0	0	0	0	0	0	0	0	0	0
2.3 Federal flood.....	0	0	0	0	0	0	0	0	0	0	0	0
2.4 Private crop.....	0	0	0	0	0	0	0	0	0	0	0	0
2.5 Private flood.....	0	0	0	0	0	0	0	0	0	0	0	0
3. Farmowners multiple peril.....	0	0	0	0	0	0	0	0	0	0	0	0
4. Homeowners multiple peril.....	0	0	0	0	0	0	0	0	0	0	0	0
5.1 Commercial multiple peril (non-liability portion).....	0	0	0	0	0	0	0	0	0	0	0	0
5.2 Commercial multiple peril (liability portion).....	0	0	0	0	0	0	0	0	0	0	0	0
6. Mortgage guaranty.....	0	0	0	0	0	0	0	0	0	0	0	0
8. Ocean marine.....	0	0	0	0	0	0	0	0	0	0	0	0
9. Inland marine.....	0	0	0	0	0	0	0	0	0	0	0	0
10. Financial guaranty.....	0	0	0	0	0	0	0	0	0	0	0	0
11. Medical professional liability.....	0	0	0	0	0	0	0	0	0	0	0	0
12. Earthquake.....	0	0	0	0	0	0	0	0	0	0	0	0
13. Group accident and health (b).....	0	0	0	0	0	0	0	0	0	0	0	0
14. Credit A&H (group and individual).....	0	0	0	0	0	0	0	0	0	0	0	0
15.1 Collectively renewable A&H (b).....	0	0	0	0	0	0	0	0	0	0	0	0
15.2 Non-cancelable A&H (b).....	0	0	0	0	0	0	0	0	0	0	0	0
15.3 Guaranteed renewable A&H (b).....	0	0	0	0	0	0	0	0	0	0	0	0
15.4 Non-renewable for stated reasons only (b).....	0	0	0	0	0	0	0	0	0	0	0	0
15.5 Other accident only.....	0	0	0	0	0	0	0	0	0	0	0	0
15.6 Medicare Title XVIII exempt from state taxes or fees.....	0	0	0	0	0	0	0	0	0	0	0	0
15.7 All other A&H (b).....	0	0	0	0	0	0	0	0	0	0	0	0
15.8 Federal employees health benefits plan premium.....	0	0	0	0	0	0	0	0	0	0	0	0
16. Workers' compensation.....	0	0	0	0	0	0	0	0	0	0	0	0
17.1 Other liability-occurrence.....	0	0	0	0	0	0	0	0	0	0	0	0
17.2 Other liability-claims-made.....	0	0	0	0	0	0	0	0	0	0	0	0
17.3 Excess workers' compensation.....	0	0	0	0	0	0	0	0	0	0	0	0
18. Products liability.....	0	0	0	0	0	0	0	0	0	0	0	0
19.1 Private passenger auto no-fault (personal injury protection).....	151	158	0	29	10,000	9,717	(253)	0	(57)	(51)	1	52
19.2 Other private passenger auto liability.....	3,003	3,144	0	546	0	70,773	97,729	450	6,915	8,827	15	1,043
19.3 Commercial auto no-fault (personal injury protection).....	0	0	0	0	0	0	0	0	0	0	0	0
19.4 Other commercial auto liability.....	0	0	0	0	0	0	0	0	0	0	0	0
21.1 Private passenger auto physical damage.....	3,014	3,077	0	598	123	135	24	0	0	0	15	1,047
21.2 Commercial auto physical damage.....	0	0	0	0	0	0	0	0	0	0	0	0
22. Aircraft (all perils).....	0	0	0	0	0	0	0	0	0	0	0	0
23. Fidelity.....	0	0	0	0	0	0	0	0	0	0	0	0
24. Surety.....	0	0	0	0	0	0	0	0	0	0	0	0
26. Burglary and theft.....	0	0	0	0	0	0	0	0	0	0	0	0
27. Boiler and machinery.....	0	0	0	0	0	0	0	0	0	0	0	0
28. Credit.....	0	0	0	0	0	0	0	0	0	0	0	0
30. Warranty.....	0	0	0	0	0	0	0	0	0	0	0	0
34. Aggregate write-ins for other lines of business.....	0	0	0	0	0	0	0	0	0	0	0	0
35. TOTALS (a).....	6,168	6,379	0	1,173	10,123	80,625	97,500	450	6,858	8,776	31	2,142

DETAILS OF WRITE-INS

3401. MISCELLANEOUS.....	0	0	0	0	0	0	0	0	0	0	0	0
3402.	0	0	0	0	0	0	0	0	0	0	0	0
3403.	0	0	0	0	0	0	0	0	0	0	0	0
3498. Summary of remaining write-ins for Line 34 from overflow page.....	0	0	0	0	0	0	0	0	0	0	0	0
3499. TOTALS (Lines 3401 through 3403 plus 3498) (Line 34 above).....	0	0	0	0	0	0	0	0	0	0	0	0

(a) Finance and service charges not included in Lines 1 to 35 \$....32.

(b) For health business on indicated lines report: Number of persons insured under PPO managed care products.....0 and number of persons insured under indemnity only products.....0.

EXHIBIT OF PREMIUMS AND LOSSES (Statutory Page 14)



NAIC Group Code.....241 NAIC Company Code...40169

BUSINESS IN THE STATE OF ARIZONA DURING THE YEAR

19.AZ

Line of Business	Gross Premiums, Including Policy and Membership Fees, Less Return Premiums and Premiums on Policies not Taken		3 Dividends Paid or Credited to Policyholders on Direct Business	4 Direct Unearned Premium Reserves	5 Direct Losses Paid (deducting salvage)	6 Direct Losses Incurred	7 Direct Losses Unpaid	8 Direct Defense and Cost Containment Expense Paid	9 Direct Defense and Cost Containment Expense Incurred	10 Direct Defense and Cost Containment Expense Unpaid	11 Commissions and Brokerage Expenses	12 Taxes, Licenses and Fees
	1 Direct Premiums Written	2 Direct Premiums Earned										
1. Fire.....	0	0	0	0	0	0	0	0	0	0	0	0
2.1 Allied lines.....	0	0	0	0	0	0	0	0	0	0	0	0
2.2 Multiple peril crop.....	0	0	0	0	0	0	0	0	0	0	0	0
2.3 Federal flood.....	0	0	0	0	0	0	0	0	0	0	0	0
2.4 Private crop.....	0	0	0	0	0	0	0	0	0	0	0	0
2.5 Private flood.....	0	0	0	0	0	0	0	0	0	0	0	0
3. Farmowners multiple peril.....	0	0	0	0	0	0	0	0	0	0	0	0
4. Homeowners multiple peril.....	0	0	0	0	0	0	0	0	0	0	0	0
5.1 Commercial multiple peril (non-liability portion).....	0	0	0	0	0	0	0	0	0	0	0	0
5.2 Commercial multiple peril (liability portion).....	0	0	0	0	0	0	0	0	0	0	0	0
6. Mortgage guaranty.....	0	0	0	0	0	0	0	0	0	0	0	0
8. Ocean marine.....	0	0	0	0	0	0	0	0	0	0	0	0
9. Inland marine.....	0	0	0	0	0	0	0	0	0	0	0	0
10. Financial guaranty.....	0	0	0	0	0	0	0	0	0	0	0	0
11. Medical professional liability.....	0	0	0	0	0	0	0	0	0	0	0	0
12. Earthquake.....	0	0	0	0	0	0	0	0	0	0	0	0
13. Group accident and health (b).....	0	0	0	0	0	0	0	0	0	0	0	0
14. Credit A&H (group and individual).....	0	0	0	0	0	0	0	0	0	0	0	0
15.1 Collectively renewable A&H (b).....	0	0	0	0	0	0	0	0	0	0	0	0
15.2 Non-cancelable A&H (b).....	0	0	0	0	0	0	0	0	0	0	0	0
15.3 Guaranteed renewable A&H (b).....	0	0	0	0	0	0	0	0	0	0	0	0
15.4 Non-renewable for stated reasons only (b).....	0	0	0	0	0	0	0	0	0	0	0	0
15.5 Other accident only.....	0	0	0	0	0	0	0	0	0	0	0	0
15.6 Medicare Title XVIII exempt from state taxes or fees.....	0	0	0	0	0	0	0	0	0	0	0	0
15.7 All other A&H (b).....	0	0	0	0	0	0	0	0	0	0	0	0
15.8 Federal employees health benefits plan premium.....	0	0	0	0	0	0	0	0	0	0	0	0
16. Workers' compensation.....	0	0	0	0	0	0	0	0	0	0	0	0
17.1 Other liability-occurrence.....	0	0	0	0	0	0	0	0	0	0	0	0
17.2 Other liability-claims-made.....	0	0	0	0	0	0	0	0	0	0	0	0
17.3 Excess workers' compensation.....	0	0	0	0	0	0	0	0	0	0	0	0
18. Products liability.....	0	0	0	0	0	0	0	0	0	0	0	0
19.1 Private passenger auto no-fault (personal injury protection).....	0	0	0	0	0	0	0	0	0	0	0	0
19.2 Other private passenger auto liability.....	7,561,453	7,929,834	19	3,406,129	5,971,933	4,155,822	6,045,455	279,888	125,990	503,753	810,987	170,263
19.3 Commercial auto no-fault (personal injury protection).....	0	0	0	0	0	0	0	0	0	0	0	0
19.4 Other commercial auto liability.....	0	0	0	0	0	0	0	0	0	0	0	0
21.1 Private passenger auto physical damage.....	4,767,212	4,885,227	12	2,153,340	3,068,428	3,093,651	(190,157)	8,682	10,495	7,418	516,707	107,186
21.2 Commercial auto physical damage.....	0	0	0	0	0	0	0	0	0	0	0	0
22. Aircraft (all perils).....	0	0	0	0	0	0	0	0	0	0	0	0
23. Fidelity.....	0	0	0	0	0	0	0	0	0	0	0	0
24. Surety.....	0	0	0	0	0	0	0	0	0	0	0	0
26. Burglary and theft.....	0	0	0	0	0	0	0	0	0	0	0	0
27. Boiler and machinery.....	0	0	0	0	0	0	0	0	0	0	0	0
28. Credit.....	0	0	0	0	0	0	0	0	0	0	0	0
30. Warranty.....	0	0	0	0	0	0	0	0	0	0	0	0
34. Aggregate write-ins for other lines of business.....	0	0	0	0	0	0	0	0	0	0	0	0
35. TOTALS (a).....	12,328,665	12,815,061	31	5,559,469	9,040,361	7,249,473	5,855,298	288,570	136,485	511,171	1,327,694	277,449

DETAILS OF WRITE-INS

3401. MISCELLANEOUS.....	0	0	0	0	0	0	0	0	0	0	0	0
3402.	0	0	0	0	0	0	0	0	0	0	0	0
3403.	0	0	0	0	0	0	0	0	0	0	0	0
3498. Summary of remaining write-ins for Line 34 from overflow page.....	0	0	0	0	0	0	0	0	0	0	0	0
3499. TOTALS (Lines 3401 through 3403 plus 3498) (Line 34 above).....	0	0	0	0	0	0	0	0	0	0	0	0

(a) Finance and service charges not included in Lines 1 to 35 \$...38,750.

(b) For health business on indicated lines report: Number of persons insured under PPO managed care products.....0 and number of persons insured under indemnity only products.....0.

EXHIBIT OF PREMIUMS AND LOSSES (Statutory Page 14)



NAIC Group Code.....241 NAIC Company Code...40169

BUSINESS IN THE STATE OF CALIFORNIA DURING THE YEAR

Line of Business	Gross Premiums, Including Policy and Membership Fees, Less Return Premiums and Premiums on Policies not Taken		3 Dividends Paid or Credited to Policyholders on Direct Business	4 Direct Unearned Premium Reserves	5 Direct Losses Paid (deducting salvage)	6 Direct Losses Incurred	7 Direct Losses Unpaid	8 Direct Defense and Cost Containment Expense Paid	9 Direct Defense and Cost Containment Expense Incurred	10 Direct Defense and Cost Containment Expense Unpaid	11 Commissions and Brokerage Expenses	12 Taxes, Licenses and Fees
	1 Direct Premiums Written	2 Direct Premiums Earned										
1. Fire.....	0	0	0	0	0	0	0	0	0	0	0	0
2.1 Allied lines.....	0	0	0	0	0	0	0	0	0	0	0	0
2.2 Multiple peril crop.....	0	0	0	0	0	0	0	0	0	0	0	0
2.3 Federal flood.....	0	0	0	0	0	0	0	0	0	0	0	0
2.4 Private crop.....	0	0	0	0	0	0	0	0	0	0	0	0
2.5 Private flood.....	0	0	0	0	0	0	0	0	0	0	0	0
3. Farmowners multiple peril.....	0	0	0	0	0	0	0	0	0	0	0	0
4. Homeowners multiple peril.....	0	0	0	0	0	0	0	0	0	0	0	0
5.1 Commercial multiple peril (non-liability portion).....	0	0	0	0	0	0	0	0	0	0	0	0
5.2 Commercial multiple peril (liability portion).....	0	0	0	0	0	0	0	0	0	0	0	0
6. Mortgage guaranty.....	0	0	0	0	0	0	0	0	0	0	0	0
8. Ocean marine.....	0	0	0	0	0	0	0	0	0	0	0	0
9. Inland marine.....	0	0	0	0	0	0	0	0	0	0	0	0
10. Financial guaranty.....	0	0	0	0	0	0	0	0	0	0	0	0
11. Medical professional liability.....	0	0	0	0	0	0	0	0	0	0	0	0
12. Earthquake.....	0	0	0	0	0	0	0	0	0	0	0	0
13. Group accident and health (b).....	0	0	0	0	0	0	0	0	0	0	0	0
14. Credit A&H (group and individual).....	0	0	0	0	0	0	0	0	0	0	0	0
15.1 Collectively renewable A&H (b).....	0	0	0	0	0	0	0	0	0	0	0	0
15.2 Non-cancelable A&H (b).....	0	0	0	0	0	0	0	0	0	0	0	0
15.3 Guaranteed renewable A&H (b).....	0	0	0	0	0	0	0	0	0	0	0	0
15.4 Non-renewable for stated reasons only (b).....	0	0	0	0	0	0	0	0	0	0	0	0
15.5 Other accident only.....	0	0	0	0	0	0	0	0	0	0	0	0
15.6 Medicare Title XVIII exempt from state taxes or fees.....	0	0	0	0	0	0	0	0	0	0	0	0
15.7 All other A&H (b).....	0	0	0	0	0	0	0	0	0	0	0	0
15.8 Federal employees health benefits plan premium.....	0	0	0	0	0	0	0	0	0	0	0	0
16. Workers' compensation.....	0	0	0	0	0	0	0	0	0	0	0	0
17.1 Other liability-occurrence.....	0	0	0	0	0	0	0	0	0	0	0	0
17.2 Other liability-claims-made.....	0	0	0	0	0	0	0	0	0	0	0	0
17.3 Excess workers' compensation.....	0	0	0	0	0	0	0	0	0	0	0	0
18. Products liability.....	0	0	0	0	0	0	0	0	0	0	0	0
19.1 Private passenger auto no-fault (personal injury protection).....	0	0	0	0	0	0	0	0	0	0	0	0
19.2 Other private passenger auto liability.....	0	0	0	0	0	0	0	0	0	0	0	0
19.3 Commercial auto no-fault (personal injury protection).....	0	0	0	0	0	0	0	0	0	0	0	0
19.4 Other commercial auto liability.....	0	0	0	0	0	0	0	0	0	0	0	0
21.1 Private passenger auto physical damage.....	0	0	0	0	0	0	0	0	0	0	0	0
21.2 Commercial auto physical damage.....	0	0	0	0	0	0	0	0	0	0	0	0
22. Aircraft (all perils).....	0	0	0	0	0	0	0	0	0	0	0	0
23. Fidelity.....	0	0	0	0	0	0	0	0	0	0	0	0
24. Surety.....	0	0	0	0	0	0	0	0	0	0	0	0
26. Burglary and theft.....	0	0	0	0	0	0	0	0	0	0	0	0
27. Boiler and machinery.....	0	0	0	0	0	0	0	0	0	0	0	0
28. Credit.....	0	0	0	0	0	0	0	0	0	0	0	0
30. Warranty.....	0	0	0	0	0	0	0	0	0	0	0	0
34. Aggregate write-ins for other lines of business.....	0	0	0	0	0	0	0	0	0	0	0	0
35. TOTALS (a).....	0	0	0	0	0	0	0	0	0	0	0	0

DETAILS OF WRITE-INS

3401. MISCELLANEOUS.....	0	0	0	0	0	0	0	0	0	0	0	0
3402.	0	0	0	0	0	0	0	0	0	0	0	0
3403.	0	0	0	0	0	0	0	0	0	0	0	0
3498. Summary of remaining write-ins for Line 34 from overflow page.....	0	0	0	0	0	0	0	0	0	0	0	0
3499. TOTALS (Lines 3401 through 3403 plus 3498) (Line 34 above).....	0	0	0	0	0	0	0	0	0	0	0	0

(a) Finance and service charges not included in Lines 1 to 35 \$.....0.

(b) For health business on indicated lines report: Number of persons insured under PPO managed care products.....0 and number of persons insured under indemnity only products.....0.

19.CA

EXHIBIT OF PREMIUMS AND LOSSES (Statutory Page 14)



NAIC Group Code.....241 NAIC Company Code....40169

BUSINESS IN THE STATE OF COLORADO DURING THE YEAR

Line of Business	Gross Premiums, Including Policy and Membership Fees, Less Return Premiums and Premiums on Policies not Taken		3 Dividends Paid or Credited to Policyholders on Direct Business	4 Direct Unearned Premium Reserves	5 Direct Losses Paid (deducting salvage)	6 Direct Losses Incurred	7 Direct Losses Unpaid	8 Direct Defense and Cost Containment Expense Paid	9 Direct Defense and Cost Containment Expense Incurred	10 Direct Defense and Cost Containment Expense Unpaid	11 Commissions and Brokerage Expenses	12 Taxes, Licenses and Fees
	1 Direct Premiums Written	2 Direct Premiums Earned										
1. Fire.....	0	0	0	0	0	0	0	0	0	0	0	0
2.1 Allied lines.....	0	0	0	0	0	0	0	0	0	0	0	0
2.2 Multiple peril crop.....	0	0	0	0	0	0	0	0	0	0	0	0
2.3 Federal flood.....	0	0	0	0	0	0	0	0	0	0	0	0
2.4 Private crop.....	0	0	0	0	0	0	0	0	0	0	0	0
2.5 Private flood.....	0	0	0	0	0	0	0	0	0	0	0	0
3. Farmowners multiple peril.....	0	0	0	0	0	0	0	0	0	0	0	0
4. Homeowners multiple peril.....	0	0	0	0	0	0	0	0	0	0	0	0
5.1 Commercial multiple peril (non-liability portion).....	0	0	0	0	0	0	0	0	0	0	0	0
5.2 Commercial multiple peril (liability portion).....	0	0	0	0	0	0	0	0	0	0	0	0
6. Mortgage guaranty.....	0	0	0	0	0	0	0	0	0	0	0	0
8. Ocean marine.....	0	0	0	0	0	0	0	0	0	0	0	0
9. Inland marine.....	0	0	0	0	0	0	0	0	0	0	0	0
10. Financial guaranty.....	0	0	0	0	0	0	0	0	0	0	0	0
11. Medical professional liability.....	0	0	0	0	0	0	0	0	0	0	0	0
12. Earthquake.....	0	0	0	0	0	0	0	0	0	0	0	0
13. Group accident and health (b).....	0	0	0	0	0	0	0	0	0	0	0	0
14. Credit A&H (group and individual).....	0	0	0	0	0	0	0	0	0	0	0	0
15.1 Collectively renewable A&H (b).....	0	0	0	0	0	0	0	0	0	0	0	0
15.2 Non-cancelable A&H (b).....	0	0	0	0	0	0	0	0	0	0	0	0
15.3 Guaranteed renewable A&H (b).....	0	0	0	0	0	0	0	0	0	0	0	0
15.4 Non-renewable for stated reasons only (b).....	0	0	0	0	0	0	0	0	0	0	0	0
15.5 Other accident only.....	0	0	0	0	0	0	0	0	0	0	0	0
15.6 Medicare Title XVIII exempt from state taxes or fees.....	0	0	0	0	0	0	0	0	0	0	0	0
15.7 All other A&H (b).....	0	0	0	0	0	0	0	0	0	0	0	0
15.8 Federal employees health benefits plan premium.....	0	0	0	0	0	0	0	0	0	0	0	0
16. Workers' compensation.....	0	0	0	0	0	0	0	0	0	0	0	0
17.1 Other liability-occurrence.....	0	0	0	0	0	0	0	0	0	0	0	0
17.2 Other liability-claims-made.....	0	0	0	0	0	0	0	0	0	0	0	0
17.3 Excess workers' compensation.....	0	0	0	0	0	0	0	0	0	0	0	0
18. Products liability.....	0	0	0	0	0	0	0	0	0	0	0	0
19.1 Private passenger auto no-fault (personal injury protection).....	0	0	0	0	0	0	0	0	0	0	0	0
19.2 Other private passenger auto liability.....	13,080,806	12,777,552	11,855	5,858,928	9,084,647	8,970,694	11,448,319	186,416	168,037	922,294	548,038	272,468
19.3 Commercial auto no-fault (personal injury protection).....	0	0	0	0	0	0	0	0	0	0	0	0
19.4 Other commercial auto liability.....	0	0	0	0	0	0	0	0	0	0	0	0
21.1 Private passenger auto physical damage.....	10,708,345	10,724,915	9,705	4,724,295	8,599,407	8,530,757	91,282	8,769	9,789	4,381	448,584	223,340
21.2 Commercial auto physical damage.....	0	0	0	0	0	0	0	0	0	0	0	0
22. Aircraft (all perils).....	0	0	0	0	0	0	0	0	0	0	0	0
23. Fidelity.....	0	0	0	0	0	0	0	0	0	0	0	0
24. Surety.....	0	0	0	0	0	0	0	0	0	0	0	0
26. Burglary and theft.....	0	0	0	0	0	0	0	0	0	0	0	0
27. Boiler and machinery.....	0	0	0	0	0	0	0	0	0	0	0	0
28. Credit.....	0	0	0	0	0	0	0	0	0	0	0	0
30. Warranty.....	0	0	0	0	0	0	0	0	0	0	0	0
34. Aggregate write-ins for other lines of business.....	0	0	0	0	0	0	0	0	0	0	0	0
35. TOTALS (a).....	23,789,151	23,502,467	21,560	10,583,223	17,684,054	17,501,451	11,539,601	195,185	177,826	926,675	996,622	495,808

DETAILS OF WRITE-INS

3401. MISCELLANEOUS.....	0	0	0	0	0	0	0	0	0	0	0	0
3402.	0	0	0	0	0	0	0	0	0	0	0	0
3403.	0	0	0	0	0	0	0	0	0	0	0	0
3498. Summary of remaining write-ins for Line 34 from overflow page.....	0	0	0	0	0	0	0	0	0	0	0	0
3499. TOTALS (Lines 3401 through 3403 plus 3498) (Line 34 above).....	0	0	0	0	0	0	0	0	0	0	0	0

(a) Finance and service charges not included in Lines 1 to 35 \$...21,837.

(b) For health business on indicated lines report: Number of persons insured under PPO managed care products.....0 and number of persons insured under indemnity only products.....0.

19.CO

EXHIBIT OF PREMIUMS AND LOSSES (Statutory Page 14)



NAIC Group Code.....241 NAIC Company Code...40169

BUSINESS IN THE STATE OF CONNECTICUT DURING THE YEAR

19.CT

Line of Business	Gross Premiums, Including Policy and Membership Fees, Less Return Premiums and Premiums on Policies not Taken		3 Dividends Paid or Credited to Policyholders on Direct Business	4 Direct Unearned Premium Reserves	5 Direct Losses Paid (deducting salvage)	6 Direct Losses Incurred	7 Direct Losses Unpaid	8 Direct Defense and Cost Containment Expense Paid	9 Direct Defense and Cost Containment Expense Incurred	10 Direct Defense and Cost Containment Expense Unpaid	11 Commissions and Brokerage Expenses	12 Taxes, Licenses and Fees
	1 Direct Premiums Written	2 Direct Premiums Earned										
1. Fire.....	0	0	0	0	0	0	0	0	0	0	0	0
2.1 Allied lines.....	0	0	0	0	0	0	0	0	0	0	0	0
2.2 Multiple peril crop.....	0	0	0	0	0	0	0	0	0	0	0	0
2.3 Federal flood.....	0	0	0	0	0	0	0	0	0	0	0	0
2.4 Private crop.....	0	0	0	0	0	0	0	0	0	0	0	0
2.5 Private flood.....	0	0	0	0	0	0	0	0	0	0	0	0
3. Farmowners multiple peril.....	0	0	0	0	0	0	0	0	0	0	0	0
4. Homeowners multiple peril.....	0	0	0	0	0	0	0	0	0	0	0	0
5.1 Commercial multiple peril (non-liability portion).....	0	0	0	0	0	0	0	0	0	0	0	0
5.2 Commercial multiple peril (liability portion).....	0	0	0	0	0	0	0	0	0	0	0	0
6. Mortgage guaranty.....	0	0	0	0	0	0	0	0	0	0	0	0
8. Ocean marine.....	0	0	0	0	0	0	0	0	0	0	0	0
9. Inland marine.....	0	0	0	0	0	0	0	0	0	0	0	0
10. Financial guaranty.....	0	0	0	0	0	0	0	0	0	0	0	0
11. Medical professional liability.....	0	0	0	0	0	0	0	0	0	0	0	0
12. Earthquake.....	0	0	0	0	0	0	0	0	0	0	0	0
13. Group accident and health (b).....	0	0	0	0	0	0	0	0	0	0	0	0
14. Credit A&H (group and individual).....	0	0	0	0	0	0	0	0	0	0	0	0
15.1 Collectively renewable A&H (b).....	0	0	0	0	0	0	0	0	0	0	0	0
15.2 Non-cancelable A&H (b).....	0	0	0	0	0	0	0	0	0	0	0	0
15.3 Guaranteed renewable A&H (b).....	0	0	0	0	0	0	0	0	0	0	0	0
15.4 Non-renewable for stated reasons only (b).....	0	0	0	0	0	0	0	0	0	0	0	0
15.5 Other accident only.....	0	0	0	0	0	0	0	0	0	0	0	0
15.6 Medicare Title XVIII exempt from state taxes or fees.....	0	0	0	0	0	0	0	0	0	0	0	0
15.7 All other A&H (b).....	0	0	0	0	0	0	0	0	0	0	0	0
15.8 Federal employees health benefits plan premium.....	0	0	0	0	0	0	0	0	0	0	0	0
16. Workers' compensation.....	0	0	0	0	0	0	0	0	0	0	0	0
17.1 Other liability-occurrence.....	0	0	0	0	0	0	0	0	0	0	0	0
17.2 Other liability-claims-made.....	0	0	0	0	0	0	0	0	0	0	0	0
17.3 Excess workers' compensation.....	0	0	0	0	0	0	0	0	0	0	0	0
18. Products liability.....	0	0	0	0	0	0	0	0	0	0	0	0
19.1 Private passenger auto no-fault (personal injury protection).....	0	0	0	0	0	0	0	0	0	0	0	0
19.2 Other private passenger auto liability.....	8,131,890	6,301,286	0	4,335,914	2,551,339	4,240,729	3,578,422	3,274	135,675	288,634	1,163,110	158,243
19.3 Commercial auto no-fault (personal injury protection).....	0	0	0	0	0	0	0	0	0	0	0	0
19.4 Other commercial auto liability.....	0	0	0	0	0	0	0	0	0	0	0	0
21.1 Private passenger auto physical damage.....	5,381,496	4,122,301	0	2,867,742	2,637,645	2,612,864	11,231	4,343	6,852	2,674	774,441	104,720
21.2 Commercial auto physical damage.....	0	0	0	0	0	0	0	0	0	0	0	0
22. Aircraft (all perils).....	0	0	0	0	0	0	0	0	0	0	0	0
23. Fidelity.....	0	0	0	0	0	0	0	0	0	0	0	0
24. Surety.....	0	0	0	0	0	0	0	0	0	0	0	0
26. Burglary and theft.....	0	0	0	0	0	0	0	0	0	0	0	0
27. Boiler and machinery.....	0	0	0	0	0	0	0	0	0	0	0	0
28. Credit.....	0	0	0	0	0	0	0	0	0	0	0	0
30. Warranty.....	0	0	0	0	0	0	0	0	0	0	0	0
34. Aggregate write-ins for other lines of business.....	0	0	0	0	0	0	0	0	0	0	0	0
35. TOTALS (a).....	13,513,386	10,423,587	0	7,203,656	5,188,984	6,853,593	3,589,653	7,617	142,527	291,308	1,937,551	262,963

DETAILS OF WRITE-INS

3401. MISCELLANEOUS.....	0	0	0	0	0	0	0	0	0	0	0	0
3402.	0	0	0	0	0	0	0	0	0	0	0	0
3403.	0	0	0	0	0	0	0	0	0	0	0	0
3498. Summary of remaining write-ins for Line 34 from overflow page.....	0	0	0	0	0	0	0	0	0	0	0	0
3499. TOTALS (Lines 3401 through 3403 plus 3498) (Line 34 above).....	0	0	0	0	0	0	0	0	0	0	0	0

(a) Finance and service charges not included in Lines 1 to 35 \$...29,365.

(b) For health business on indicated lines report: Number of persons insured under PPO managed care products.....0 and number of persons insured under indemnity only products.....0.

EXHIBIT OF PREMIUMS AND LOSSES (Statutory Page 14)



NAIC Group Code.....241 NAIC Company Code....40169

BUSINESS IN THE STATE OF DISTRICT OF COLUMBIA DURING THE YEAR

19.DC

Line of Business	Gross Premiums, Including Policy and Membership Fees, Less Return Premiums and Premiums on Policies not Taken		3 Dividends Paid or Credited to Policyholders on Direct Business	4 Direct Unearned Premium Reserves	5 Direct Losses Paid (deducting salvage)	6 Direct Losses Incurred	7 Direct Losses Unpaid	8 Direct Defense and Cost Containment Expense Paid	9 Direct Defense and Cost Containment Expense Incurred	10 Direct Defense and Cost Containment Expense Unpaid	11 Commissions and Brokerage Expenses	12 Taxes, Licenses and Fees
	1 Direct Premiums Written	2 Direct Premiums Earned										
1. Fire.....	0	0	0	0	0	0	0	0	0	0	0	0
2.1 Allied lines.....	0	0	0	0	0	0	0	0	0	0	0	0
2.2 Multiple peril crop.....	0	0	0	0	0	0	0	0	0	0	0	0
2.3 Federal flood.....	0	0	0	0	0	0	0	0	0	0	0	0
2.4 Private crop.....	0	0	0	0	0	0	0	0	0	0	0	0
2.5 Private flood.....	0	0	0	0	0	0	0	0	0	0	0	0
3. Farmowners multiple peril.....	0	0	0	0	0	0	0	0	0	0	0	0
4. Homeowners multiple peril.....	0	0	0	0	0	0	0	0	0	0	0	0
5.1 Commercial multiple peril (non-liability portion).....	0	0	0	0	0	0	0	0	0	0	0	0
5.2 Commercial multiple peril (liability portion).....	0	0	0	0	0	0	0	0	0	0	0	0
6. Mortgage guaranty.....	0	0	0	0	0	0	0	0	0	0	0	0
8. Ocean marine.....	0	0	0	0	0	0	0	0	0	0	0	0
9. Inland marine.....	0	0	0	0	0	0	0	0	0	0	0	0
10. Financial guaranty.....	0	0	0	0	0	0	0	0	0	0	0	0
11. Medical professional liability.....	0	0	0	0	0	0	0	0	0	0	0	0
12. Earthquake.....	0	0	0	0	0	0	0	0	0	0	0	0
13. Group accident and health (b).....	0	0	0	0	0	0	0	0	0	0	0	0
14. Credit A&H (group and individual).....	0	0	0	0	0	0	0	0	0	0	0	0
15.1 Collectively renewable A&H (b).....	0	0	0	0	0	0	0	0	0	0	0	0
15.2 Non-cancelable A&H (b).....	0	0	0	0	0	0	0	0	0	0	0	0
15.3 Guaranteed renewable A&H (b).....	0	0	0	0	0	0	0	0	0	0	0	0
15.4 Non-renewable for stated reasons only (b).....	0	0	0	0	0	0	0	0	0	0	0	0
15.5 Other accident only.....	0	0	0	0	0	0	0	0	0	0	0	0
15.6 Medicare Title XVIII exempt from state taxes or fees.....	0	0	0	0	0	0	0	0	0	0	0	0
15.7 All other A&H (b).....	0	0	0	0	0	0	0	0	0	0	0	0
15.8 Federal employees health benefits plan premium.....	0	0	0	0	0	0	0	0	0	0	0	0
16. Workers' compensation.....	0	0	0	0	0	0	0	0	0	0	0	0
17.1 Other liability-occurrence.....	0	0	0	0	0	0	0	0	0	0	0	0
17.2 Other liability-claims-made.....	0	0	0	0	0	0	0	0	0	0	0	0
17.3 Excess workers' compensation.....	0	0	0	0	0	0	0	0	0	0	0	0
18. Products liability.....	0	0	0	0	0	0	0	0	0	0	0	0
19.1 Private passenger auto no-fault (personal injury protection).....	0	0	0	0	0	0	0	0	0	0	0	0
19.2 Other private passenger auto liability.....	0	0	0	0	0	0	0	0	0	0	0	0
19.3 Commercial auto no-fault (personal injury protection).....	0	0	0	0	0	0	0	0	0	0	0	0
19.4 Other commercial auto liability.....	0	0	0	0	0	0	0	0	0	0	0	0
21.1 Private passenger auto physical damage.....	0	0	0	0	0	0	0	0	0	0	0	0
21.2 Commercial auto physical damage.....	0	0	0	0	0	0	0	0	0	0	0	0
22. Aircraft (all perils).....	0	0	0	0	0	0	0	0	0	0	0	0
23. Fidelity.....	0	0	0	0	0	0	0	0	0	0	0	0
24. Surety.....	0	0	0	0	0	0	0	0	0	0	0	0
26. Burglary and theft.....	0	0	0	0	0	0	0	0	0	0	0	0
27. Boiler and machinery.....	0	0	0	0	0	0	0	0	0	0	0	0
28. Credit.....	0	0	0	0	0	0	0	0	0	0	0	0
30. Warranty.....	0	0	0	0	0	0	0	0	0	0	0	0
34. Aggregate write-ins for other lines of business.....	0	0	0	0	0	0	0	0	0	0	0	1,200
35. TOTALS (a).....	0	0	0	0	0	0	0	0	0	0	0	1,200

DETAILS OF WRITE-INS

3401. MISCELLANEOUS.....	0	0	0	0	0	0	0	0	0	0	0	1,200
3402.	0	0	0	0	0	0	0	0	0	0	0	0
3403.	0	0	0	0	0	0	0	0	0	0	0	0
3498. Summary of remaining write-ins for Line 34 from overflow page.....	0	0	0	0	0	0	0	0	0	0	0	0
3499. TOTALS (Lines 3401 through 3403 plus 3498) (Line 34 above).....	0	0	0	0	0	0	0	0	0	0	0	1,200

(a) Finance and service charges not included in Lines 1 to 35 \$.....0.

(b) For health business on indicated lines report: Number of persons insured under PPO managed care products.....0 and number of persons insured under indemnity only products.....0.

EXHIBIT OF PREMIUMS AND LOSSES (Statutory Page 14)



NAIC Group Code.....241 NAIC Company Code...40169

BUSINESS IN THE STATE OF DELAWARE DURING THE YEAR

Line of Business	Gross Premiums, Including Policy and Membership Fees, Less Return Premiums and Premiums on Policies not Taken		3 Dividends Paid or Credited to Policyholders on Direct Business	4 Direct Unearned Premium Reserves	5 Direct Losses Paid (deducting salvage)	6 Direct Losses Incurred	7 Direct Losses Unpaid	8 Direct Defense and Cost Containment Expense Paid	9 Direct Defense and Cost Containment Expense Incurred	10 Direct Defense and Cost Containment Expense Unpaid	11 Commissions and Brokerage Expenses	12 Taxes, Licenses and Fees
	1 Direct Premiums Written	2 Direct Premiums Earned										
1. Fire.....	0	0	0	0	0	0	0	0	0	0	0	0
2.1 Allied lines.....	0	0	0	0	0	0	0	0	0	0	0	0
2.2 Multiple peril crop.....	0	0	0	0	0	0	0	0	0	0	0	0
2.3 Federal flood.....	0	0	0	0	0	0	0	0	0	0	0	0
2.4 Private crop.....	0	0	0	0	0	0	0	0	0	0	0	0
2.5 Private flood.....	0	0	0	0	0	0	0	0	0	0	0	0
3. Farmowners multiple peril.....	0	0	0	0	0	0	0	0	0	0	0	0
4. Homeowners multiple peril.....	0	0	0	0	0	0	0	0	0	0	0	0
5.1 Commercial multiple peril (non-liability portion).....	0	0	0	0	0	0	0	0	0	0	0	0
5.2 Commercial multiple peril (liability portion).....	0	0	0	0	0	0	0	0	0	0	0	0
6. Mortgage guaranty.....	0	0	0	0	0	0	0	0	0	0	0	0
8. Ocean marine.....	0	0	0	0	0	0	0	0	0	0	0	0
9. Inland marine.....	0	0	0	0	0	0	0	0	0	0	0	0
10. Financial guaranty.....	0	0	0	0	0	0	0	0	0	0	0	0
11. Medical professional liability.....	0	0	0	0	0	0	0	0	0	0	0	0
12. Earthquake.....	0	0	0	0	0	0	0	0	0	0	0	0
13. Group accident and health (b).....	0	0	0	0	0	0	0	0	0	0	0	0
14. Credit A&H (group and individual).....	0	0	0	0	0	0	0	0	0	0	0	0
15.1 Collectively renewable A&H (b).....	0	0	0	0	0	0	0	0	0	0	0	0
15.2 Non-cancelable A&H (b).....	0	0	0	0	0	0	0	0	0	0	0	0
15.3 Guaranteed renewable A&H (b).....	0	0	0	0	0	0	0	0	0	0	0	0
15.4 Non-renewable for stated reasons only (b).....	0	0	0	0	0	0	0	0	0	0	0	0
15.5 Other accident only.....	0	0	0	0	0	0	0	0	0	0	0	0
15.6 Medicare Title XVIII exempt from state taxes or fees.....	0	0	0	0	0	0	0	0	0	0	0	0
15.7 All other A&H (b).....	0	0	0	0	0	0	0	0	0	0	0	0
15.8 Federal employees health benefits plan premium.....	0	0	0	0	0	0	0	0	0	0	0	0
16. Workers' compensation.....	0	0	0	0	0	0	0	0	0	0	0	0
17.1 Other liability-occurrence.....	0	0	0	0	0	0	0	0	0	0	0	0
17.2 Other liability-claims-made.....	0	0	0	0	0	0	0	0	0	0	0	0
17.3 Excess workers' compensation.....	0	0	0	0	0	0	0	0	0	0	0	0
18. Products liability.....	0	0	0	0	0	0	0	0	0	0	0	0
19.1 Private passenger auto no-fault (personal injury protection).....	11,957	11,746	0	3,215	(1,088)	9,085	10,202	40	2,104	2,073	456	437
19.2 Other private passenger auto liability.....	44,062	44,514	0	11,547	17,616	5,123	6,469	40	(1,061)	521	1,679	1,611
19.3 Commercial auto no-fault (personal injury protection).....	0	0	0	0	0	0	0	0	0	0	0	0
19.4 Other commercial auto liability.....	0	0	0	0	0	0	0	0	0	0	0	0
21.1 Private passenger auto physical damage.....	49,300	51,220	0	11,245	18,822	16,947	(1,372)	0	123	116	1,865	1,804
21.2 Commercial auto physical damage.....	0	0	0	0	0	0	0	0	0	0	0	0
22. Aircraft (all perils).....	0	0	0	0	0	0	0	0	0	0	0	0
23. Fidelity.....	0	0	0	0	0	0	0	0	0	0	0	0
24. Surety.....	0	0	0	0	0	0	0	0	0	0	0	0
26. Burglary and theft.....	0	0	0	0	0	0	0	0	0	0	0	0
27. Boiler and machinery.....	0	0	0	0	0	0	0	0	0	0	0	0
28. Credit.....	0	0	0	0	0	0	0	0	0	0	0	0
30. Warranty.....	0	0	0	0	0	0	0	0	0	0	0	0
34. Aggregate write-ins for other lines of business.....	0	0	0	0	0	0	0	0	0	0	0	0
35. TOTALS (a).....	105,319	107,480	0	26,007	35,350	31,155	15,299	80	1,166	2,710	4,000	3,852

DETAILS OF WRITE-INS

3401. MISCELLANEOUS.....	0	0	0	0	0	0	0	0	0	0	0	0
3402.	0	0	0	0	0	0	0	0	0	0	0	0
3403.	0	0	0	0	0	0	0	0	0	0	0	0
3498. Summary of remaining write-ins for Line 34 from overflow page.....	0	0	0	0	0	0	0	0	0	0	0	0
3499. TOTALS (Lines 3401 through 3403 plus 3498) (Line 34 above).....	0	0	0	0	0	0	0	0	0	0	0	0

(a) Finance and service charges not included in Lines 1 to 35 \$...595.

(b) For health business on indicated lines report: Number of persons insured under PPO managed care products.....0 and number of persons insured under indemnity only products.....0.

19.DE

EXHIBIT OF PREMIUMS AND LOSSES (Statutory Page 14)



NAIC Group Code.....241 NAIC Company Code....40169

BUSINESS IN THE STATE OF FLORIDA DURING THE YEAR

19.FL

Line of Business	Gross Premiums, Including Policy and Membership Fees, Less Return Premiums and Premiums on Policies not Taken		3 Dividends Paid or Credited to Policyholders on Direct Business	4 Direct Unearned Premium Reserves	5 Direct Losses Paid (deducting salvage)	6 Direct Losses Incurred	7 Direct Losses Unpaid	8 Direct Defense and Cost Containment Expense Paid	9 Direct Defense and Cost Containment Expense Incurred	10 Direct Defense and Cost Containment Expense Unpaid	11 Commissions and Brokerage Expenses	12 Taxes, Licenses and Fees
	1 Direct Premiums Written	2 Direct Premiums Earned										
1. Fire.....	0	0	0	0	0	0	0	0	0	0	0	0
2.1 Allied lines.....	0	0	0	0	0	0	0	0	0	0	0	0
2.2 Multiple peril crop.....	0	0	0	0	0	0	0	0	0	0	0	0
2.3 Federal flood.....	0	0	0	0	0	0	0	0	0	0	0	0
2.4 Private crop.....	0	0	0	0	0	0	0	0	0	0	0	0
2.5 Private flood.....	0	0	0	0	0	0	0	0	0	0	0	0
3. Farmowners multiple peril.....	0	0	0	0	0	0	0	0	0	0	0	0
4. Homeowners multiple peril.....	14,455,458	14,791,911	15,907	7,383,123	11,007,528	11,791,530	3,843,097	163,885	175,942	103,562	650,866	331,380
5.1 Commercial multiple peril (non-liability portion).....	0	0	0	0	0	0	0	0	0	0	0	0
5.2 Commercial multiple peril (liability portion).....	0	0	0	0	0	0	0	0	0	0	0	0
6. Mortgage guaranty.....	0	0	0	0	0	0	0	0	0	0	0	0
8. Ocean marine.....	0	0	0	0	0	0	0	0	0	0	0	0
9. Inland marine.....	248,323	245,621	0	129,007	104,112	120,813	32,798	792	1,307	1,096	11,562	5,689
10. Financial guaranty.....	0	0	0	0	0	0	0	0	0	0	0	0
11. Medical professional liability.....	0	0	0	0	0	0	0	0	0	0	0	0
12. Earthquake.....	849	876	0	562	0	44	123	0	3	4	38	20
13. Group accident and health (b).....	0	0	0	0	0	0	0	0	0	0	0	0
14. Credit A&H (group and individual).....	0	0	0	0	0	0	0	0	0	0	0	0
15.1 Collectively renewable A&H (b).....	0	0	0	0	0	0	0	0	0	0	0	0
15.2 Non-cancelable A&H (b).....	0	0	0	0	0	0	0	0	0	0	0	0
15.3 Guaranteed renewable A&H (b).....	0	0	0	0	0	0	0	0	0	0	0	0
15.4 Non-renewable for stated reasons only (b).....	0	0	0	0	0	0	0	0	0	0	0	0
15.5 Other accident only.....	0	0	0	0	0	0	0	0	0	0	0	0
15.6 Medicare Title XVIII exempt from state taxes or fees.....	0	0	0	0	0	0	0	0	0	0	0	0
15.7 All other A&H (b).....	0	0	0	0	0	0	0	0	0	0	0	0
15.8 Federal employees health benefits plan premium.....	0	0	0	0	0	0	0	0	0	0	0	0
16. Workers' compensation.....	0	0	0	0	0	0	0	0	0	0	0	0
17.1 Other liability-occurrence.....	0	0	0	0	0	0	0	0	0	0	0	0
17.2 Other liability-claims-made.....	0	0	0	0	0	0	0	0	0	0	0	0
17.3 Excess workers' compensation.....	0	0	0	0	0	0	0	0	0	0	0	0
18. Products liability.....	0	0	0	0	0	0	0	0	0	0	0	0
19.1 Private passenger auto no-fault (personal injury protection).....	18,576,396	17,622,944	4,266	7,955,902	12,672,867	14,321,895	8,364,187	721,943	638,679	1,699,732	997,206	362,210
19.2 Other private passenger auto liability.....	87,752,112	86,644,574	20,154	35,948,057	64,988,851	62,237,065	61,402,687	2,060,188	1,756,304	5,153,174	5,007,697	1,710,388
19.3 Commercial auto no-fault (personal injury protection).....	0	0	0	0	0	0	0	0	0	0	0	0
19.4 Other commercial auto liability.....	0	0	0	0	0	0	0	0	0	0	0	0
21.1 Private passenger auto physical damage.....	37,161,640	36,181,543	8,534	15,530,232	24,884,946	26,763,884	590,301	184,108	249,519	110,491	2,126,421	724,425
21.2 Commercial auto physical damage.....	0	0	0	0	0	0	0	0	0	0	0	0
22. Aircraft (all perils).....	0	0	0	0	0	0	0	0	0	0	0	0
23. Fidelity.....	0	0	0	0	0	0	0	0	0	0	0	0
24. Surety.....	0	0	0	0	0	0	0	0	0	0	0	0
26. Burglary and theft.....	0	0	0	0	0	0	0	0	0	0	0	0
27. Boiler and machinery.....	0	0	0	0	0	0	0	0	0	0	0	0
28. Credit.....	0	0	0	0	0	0	0	0	0	0	0	0
30. Warranty.....	0	0	0	0	0	0	0	0	0	0	0	0
34. Aggregate write-ins for other lines of business.....	0	0	0	0	0	0	0	0	0	0	0	0
35. TOTALS (a).....	158,194,778	155,487,469	48,861	66,946,883	113,658,304	115,235,231	74,233,193	3,130,916	2,821,754	7,068,059	8,793,790	3,134,112

DETAILS OF WRITE-INS

3401. MISCELLANEOUS.....	0	0	0	0	0	0	0	0	0	0	0	0
3402.	0	0	0	0	0	0	0	0	0	0	0	0
3403.	0	0	0	0	0	0	0	0	0	0	0	0
3498. Summary of remaining write-ins for Line 34 from overflow page.....	0	0	0	0	0	0	0	0	0	0	0	0
3499. TOTALS (Lines 3401 through 3403 plus 3498) (Line 34 above).....	0	0	0	0	0	0	0	0	0	0	0	0

(a) Finance and service charges not included in Lines 1 to 35 \$72,457.

(b) For health business on indicated lines report: Number of persons insured under PPO managed care products.....0 and number of persons insured under indemnity only products.....0.

EXHIBIT OF PREMIUMS AND LOSSES (Statutory Page 14)



NAIC Group Code.....241 NAIC Company Code...40169

BUSINESS IN THE STATE OF GEORGIA DURING THE YEAR

Line of Business	Gross Premiums, Including Policy and Membership Fees, Less Return Premiums and Premiums on Policies not Taken		3 Dividends Paid or Credited to Policyholders on Direct Business	4 Direct Unearned Premium Reserves	5 Direct Losses Paid (deducting salvage)	6 Direct Losses Incurred	7 Direct Losses Unpaid	8 Direct Defense and Cost Containment Expense Paid	9 Direct Defense and Cost Containment Expense Incurred	10 Direct Defense and Cost Containment Expense Unpaid	11 Commissions and Brokerage Expenses	12 Taxes, Licenses and Fees
	1 Direct Premiums Written	2 Direct Premiums Earned										
1. Fire.....	0	0	0	0	0	0	0	0	0	0	0	0
2.1 Allied lines.....	0	0	0	0	0	0	0	0	0	0	0	0
2.2 Multiple peril crop.....	0	0	0	0	0	0	0	0	0	0	0	0
2.3 Federal flood.....	0	0	0	0	0	0	0	0	0	0	0	0
2.4 Private crop.....	0	0	0	0	0	0	0	0	0	0	0	0
2.5 Private flood.....	0	0	0	0	0	0	0	0	0	0	0	0
3. Farmowners multiple peril.....	0	0	0	0	0	0	0	0	0	0	0	0
4. Homeowners multiple peril.....	0	0	0	0	0	0	0	0	0	0	0	0
5.1 Commercial multiple peril (non-liability portion).....	0	0	0	0	0	0	0	0	0	0	0	0
5.2 Commercial multiple peril (liability portion).....	0	0	0	0	0	0	0	0	0	0	0	0
6. Mortgage guaranty.....	0	0	0	0	0	0	0	0	0	0	0	0
8. Ocean marine.....	0	0	0	0	0	0	0	0	0	0	0	0
9. Inland marine.....	0	0	0	0	0	0	0	0	0	0	0	0
10. Financial guaranty.....	0	0	0	0	0	0	0	0	0	0	0	0
11. Medical professional liability.....	0	0	0	0	0	0	0	0	0	0	0	0
12. Earthquake.....	0	0	0	0	0	0	0	0	0	0	0	0
13. Group accident and health (b).....	0	0	0	0	0	0	0	0	0	0	0	0
14. Credit A&H (group and individual).....	0	0	0	0	0	0	0	0	0	0	0	0
15.1 Collectively renewable A&H (b).....	0	0	0	0	0	0	0	0	0	0	0	0
15.2 Non-cancelable A&H (b).....	0	0	0	0	0	0	0	0	0	0	0	0
15.3 Guaranteed renewable A&H (b).....	0	0	0	0	0	0	0	0	0	0	0	0
15.4 Non-renewable for stated reasons only (b).....	0	0	0	0	0	0	0	0	0	0	0	0
15.5 Other accident only.....	0	0	0	0	0	0	0	0	0	0	0	0
15.6 Medicare Title XVIII exempt from state taxes or fees.....	0	0	0	0	0	0	0	0	0	0	0	0
15.7 All other A&H (b).....	0	0	0	0	0	0	0	0	0	0	0	0
15.8 Federal employees health benefits plan premium.....	0	0	0	0	0	0	0	0	0	0	0	0
16. Workers' compensation.....	0	0	0	0	0	0	0	0	0	0	0	0
17.1 Other liability-occurrence.....	0	0	0	0	0	0	0	0	0	0	0	0
17.2 Other liability-claims-made.....	0	0	0	0	0	0	0	0	0	0	0	0
17.3 Excess workers' compensation.....	0	0	0	0	0	0	0	0	0	0	0	0
18. Products liability.....	0	0	0	0	0	0	0	0	0	0	0	0
19.1 Private passenger auto no-fault (personal injury protection).....	0	0	0	0	0	0	0	0	0	0	0	0
19.2 Other private passenger auto liability.....	8,337,801	8,299,491	294	3,465,045	8,308,240	7,608,816	6,342,627	249,363	190,261	519,102	682,555	276,106
19.3 Commercial auto no-fault (personal injury protection).....	0	0	0	0	0	0	0	0	0	0	0	0
19.4 Other commercial auto liability.....	0	0	0	0	0	0	0	0	0	0	0	0
21.1 Private passenger auto physical damage.....	4,698,399	5,223,768	165	1,836,923	2,509,760	2,500,985	(17,160)	7,469	9,063	4,628	394,282	155,610
21.2 Commercial auto physical damage.....	0	0	0	0	0	0	0	0	0	0	0	0
22. Aircraft (all perils).....	0	0	0	0	0	0	0	0	0	0	0	0
23. Fidelity.....	0	0	0	0	0	0	0	0	0	0	0	0
24. Surety.....	0	0	0	0	0	0	0	0	0	0	0	0
26. Burglary and theft.....	0	0	0	0	0	0	0	0	0	0	0	0
27. Boiler and machinery.....	0	0	0	0	0	0	0	0	0	0	0	0
28. Credit.....	0	0	0	0	0	0	0	0	0	0	0	0
30. Warranty.....	0	0	0	0	0	0	0	0	0	0	0	0
34. Aggregate write-ins for other lines of business.....	0	0	0	0	0	0	0	0	0	0	0	0
35. TOTALS (a).....	13,036,200	13,523,259	459	5,301,968	10,818,000	10,109,801	6,325,467	256,832	199,324	523,730	1,076,837	431,716

DETAILS OF WRITE-INS

3401. MISCELLANEOUS.....	0	0	0	0	0	0	0	0	0	0	0	0
3402.	0	0	0	0	0	0	0	0	0	0	0	0
3403.	0	0	0	0	0	0	0	0	0	0	0	0
3498. Summary of remaining write-ins for Line 34 from overflow page.....	0	0	0	0	0	0	0	0	0	0	0	0
3499. TOTALS (Lines 3401 through 3403 plus 3498) (Line 34 above).....	0	0	0	0	0	0	0	0	0	0	0	0

(a) Finance and service charges not included in Lines 1 to 35 \$...36,700.

(b) For health business on indicated lines report: Number of persons insured under PPO managed care products.....0 and number of persons insured under indemnity only products.....0.

19.GA

EXHIBIT OF PREMIUMS AND LOSSES (Statutory Page 14)



NAIC Group Code.....241 NAIC Company Code....40169

BUSINESS IN GRAND TOTAL DURING THE YEAR

19.GT

Line of Business	Gross Premiums, Including Policy and Membership Fees, Less Return Premiums and Premiums on Policies not Taken		3 Dividends Paid or Credited to Policyholders on Direct Business	4 Direct Unearned Premium Reserves	5 Direct Losses Paid (deducting salvage)	6 Direct Losses Incurred	7 Direct Losses Unpaid	8 Direct Defense and Cost Containment Expense Paid	9 Direct Defense and Cost Containment Expense Incurred	10 Direct Defense and Cost Containment Expense Unpaid	11 Commissions and Brokerage Expenses	12 Taxes, Licenses and Fees
	1 Direct Premiums Written	2 Direct Premiums Earned										
1. Fire.....	6,198	6,520	0	3,163	2,968	2,740	743	442	417	155	1,590	198
2.1 Allied lines.....	0	0	0	0	0	0	0	0	0	0	0	0
2.2 Multiple peril crop.....	0	0	0	0	0	0	0	0	0	0	0	0
2.3 Federal flood.....	0	0	0	0	0	0	0	0	0	0	0	0
2.4 Private crop.....	0	0	0	0	0	0	0	0	0	0	0	0
2.5 Private flood.....	0	0	0	0	0	0	0	0	0	0	0	0
3. Farmowners multiple peril.....	0	0	0	0	0	0	0	0	0	0	0	0
4. Homeowners multiple peril.....	67,111,987	67,599,890	15,907	35,703,774	46,134,118	46,723,978	10,434,906	345,643	321,785	348,132	7,634,695	1,681,799
5.1 Commercial multiple peril (non-liability portion).....	427,551	308,069	0	222,310	20,449	28,551	85,596	0	4	3,129	79,518	8,332
5.2 Commercial multiple peril (liability portion).....	351,825	277,826	0	179,149	181,855	275,863	179,478	18,425	36,973	35,619	64,031	6,886
6. Mortgage guaranty.....	0	0	0	0	0	0	0	0	0	0	0	0
8. Ocean marine.....	0	0	0	0	0	0	0	0	0	0	0	0
9. Inland marine.....	1,785,548	1,804,331	0	948,355	550,766	746,146	294,069	792	4,589	7,234	232,480	45,107
10. Financial guaranty.....	0	0	0	0	0	0	0	0	0	0	0	0
11. Medical professional liability.....	0	0	0	0	0	0	0	0	0	0	0	0
12. Earthquake.....	567,174	567,642	0	303,821	0	761	32,022	0	534	1,052	86,565	14,419
13. Group accident and health (b).....	0	0	0	0	0	0	0	0	0	0	0	0
14. Credit A&H (group and individual).....	0	0	0	0	0	0	0	0	0	0	0	0
15.1 Collectively renewable A&H (b).....	0	0	0	0	0	0	0	0	0	0	0	0
15.2 Non-cancelable A&H (b).....	0	0	0	0	0	0	0	0	0	0	0	0
15.3 Guaranteed renewable A&H (b).....	0	0	0	0	0	0	0	0	0	0	0	0
15.4 Non-renewable for stated reasons only (b).....	0	0	0	0	0	0	0	0	0	0	0	0
15.5 Other accident only.....	0	0	0	0	0	0	0	0	0	0	0	0
15.6 Medicare Title XVIII exempt from state taxes or fees.....	0	0	0	0	0	0	0	0	0	0	0	0
15.7 All other A&H (b).....	0	0	0	0	0	0	0	0	0	0	0	0
15.8 Federal employees health benefits plan premium.....	0	0	0	0	0	0	0	0	0	0	0	0
16. Workers' compensation.....	0	0	0	0	0	0	0	0	0	0	0	0
17.1 Other liability-occurrence.....	0	0	0	0	0	0	0	0	0	0	0	0
17.2 Other liability-claims-made.....	0	0	0	0	0	0	0	0	0	0	0	0
17.3 Excess workers' compensation.....	0	0	0	0	0	0	0	0	0	0	0	0
18. Products liability.....	0	0	0	0	0	0	0	0	0	0	0	0
19.1 Private passenger auto no-fault (personal injury protection).....	32,651,375	32,221,718	4,442	12,937,394	20,476,111	21,384,540	15,095,324	1,253,163	554,088	3,067,604	2,089,924	673,844
19.2 Other private passenger auto liability.....	243,821,921	240,754,661	34,499	101,207,754	167,409,537	149,585,613	188,526,307	6,128,895	4,516,173	15,638,837	19,367,957	5,313,090
19.3 Commercial auto no-fault (personal injury protection).....	0	0	0	0	0	0	0	0	0	0	0	0
19.4 Other commercial auto liability.....	819,649	444,829	0	471,664	264,789	452,674	222,394	0	5,276	7,149	142,499	16,471
21.1 Private passenger auto physical damage.....	163,266,550	162,409,217	20,908	67,091,133	94,139,423	97,192,099	1,467,878	353,006	420,325	178,189	13,451,088	3,608,691
21.2 Commercial auto physical damage.....	331,542	171,338	0	198,093	133,959	145,768	43,387	0	40	45	58,526	6,593
22. Aircraft (all perils).....	0	0	0	0	0	0	0	0	0	0	0	0
23. Fidelity.....	0	0	0	0	0	0	0	0	0	0	0	0
24. Surety.....	0	0	0	0	0	0	0	0	0	0	0	0
26. Burglary and theft.....	0	0	0	0	0	0	0	0	0	0	0	0
27. Boiler and machinery.....	0	0	0	0	0	0	0	0	0	0	0	0
28. Credit.....	0	0	0	0	0	0	0	0	0	0	0	0
30. Warranty.....	0	0	0	0	0	0	0	0	0	0	0	0
34. Aggregate write-ins for other lines of business.....	0	0	0	0	0	0	0	0	0	0	0	25,686
35. TOTALS (a).....	511,141,320	506,566,041	75,756	219,266,610	329,313,975	316,538,733	216,382,104	8,100,366	5,860,204	19,287,145	43,208,873	11,401,116

DETAILS OF WRITE-INS

3401. Miscellaneous.....	0	0	0	0	0	0	0	0	0	0	0	25,686
3402.	0	0	0	0	0	0	0	0	0	0	0	0
3403.	0	0	0	0	0	0	0	0	0	0	0	0
3498. Summary of remaining write-ins for Line 34 from overflow page.....	0	0	0	0	0	0	0	0	0	0	0	0
3499. TOTALS (Lines 3401 through 3403 plus 3498) (Line 34 above).....	0	0	0	0	0	0	0	0	0	0	0	25,686

(a) Finance and service charges not included in Lines 1 to 35 \$....1,427,466.

(b) For health business on indicated lines report: Number of persons insured under PPO managed care products.....0 and number of persons insured under indemnity only products.....0.

EXHIBIT OF PREMIUMS AND LOSSES (Statutory Page 14)



NAIC Group Code.....241 NAIC Company Code...40169

BUSINESS IN THE STATE OF HAWAII DURING THE YEAR

Line of Business	Gross Premiums, Including Policy and Membership Fees, Less Return Premiums and Premiums on Policies not Taken		3 Dividends Paid or Credited to Policyholders on Direct Business	4 Direct Unearned Premium Reserves	5 Direct Losses Paid (deducting salvage)	6 Direct Losses Incurred	7 Direct Losses Unpaid	8 Direct Defense and Cost Containment Expense Paid	9 Direct Defense and Cost Containment Expense Incurred	10 Direct Defense and Cost Containment Expense Unpaid	11 Commissions and Brokerage Expenses	12 Taxes, Licenses and Fees
	1 Direct Premiums Written	2 Direct Premiums Earned										
1. Fire.....	0	0	0	0	0	0	0	0	0	0	0	0
2.1 Allied lines.....	0	0	0	0	0	0	0	0	0	0	0	0
2.2 Multiple peril crop.....	0	0	0	0	0	0	0	0	0	0	0	0
2.3 Federal flood.....	0	0	0	0	0	0	0	0	0	0	0	0
2.4 Private crop.....	0	0	0	0	0	0	0	0	0	0	0	0
2.5 Private flood.....	0	0	0	0	0	0	0	0	0	0	0	0
3. Farmowners multiple peril.....	0	0	0	0	0	0	0	0	0	0	0	0
4. Homeowners multiple peril.....	0	0	0	0	0	0	0	0	0	0	0	0
5.1 Commercial multiple peril (non-liability portion).....	0	0	0	0	0	0	0	0	0	0	0	0
5.2 Commercial multiple peril (liability portion).....	0	0	0	0	0	0	0	0	0	0	0	0
6. Mortgage guaranty.....	0	0	0	0	0	0	0	0	0	0	0	0
8. Ocean marine.....	0	0	0	0	0	0	0	0	0	0	0	0
9. Inland marine.....	0	0	0	0	0	0	0	0	0	0	0	0
10. Financial guaranty.....	0	0	0	0	0	0	0	0	0	0	0	0
11. Medical professional liability.....	0	0	0	0	0	0	0	0	0	0	0	0
12. Earthquake.....	0	0	0	0	0	0	0	0	0	0	0	0
13. Group accident and health (b).....	0	0	0	0	0	0	0	0	0	0	0	0
14. Credit A&H (group and individual).....	0	0	0	0	0	0	0	0	0	0	0	0
15.1 Collectively renewable A&H (b).....	0	0	0	0	0	0	0	0	0	0	0	0
15.2 Non-cancelable A&H (b).....	0	0	0	0	0	0	0	0	0	0	0	0
15.3 Guaranteed renewable A&H (b).....	0	0	0	0	0	0	0	0	0	0	0	0
15.4 Non-renewable for stated reasons only (b).....	0	0	0	0	0	0	0	0	0	0	0	0
15.5 Other accident only.....	0	0	0	0	0	0	0	0	0	0	0	0
15.6 Medicare Title XVIII exempt from state taxes or fees.....	0	0	0	0	0	0	0	0	0	0	0	0
15.7 All other A&H (b).....	0	0	0	0	0	0	0	0	0	0	0	0
15.8 Federal employees health benefits plan premium.....	0	0	0	0	0	0	0	0	0	0	0	0
16. Workers' compensation.....	0	0	0	0	0	0	0	0	0	0	0	0
17.1 Other liability-occurrence.....	0	0	0	0	0	0	0	0	0	0	0	0
17.2 Other liability-claims-made.....	0	0	0	0	0	0	0	0	0	0	0	0
17.3 Excess workers' compensation.....	0	0	0	0	0	0	0	0	0	0	0	0
18. Products liability.....	0	0	0	0	0	0	0	0	0	0	0	0
19.1 Private passenger auto no-fault (personal injury protection).....	0	0	0	0	0	0	0	0	0	0	0	0
19.2 Other private passenger auto liability.....	0	0	0	0	0	0	0	0	0	0	0	0
19.3 Commercial auto no-fault (personal injury protection).....	0	0	0	0	0	0	0	0	0	0	0	0
19.4 Other commercial auto liability.....	0	0	0	0	0	0	0	0	0	0	0	0
21.1 Private passenger auto physical damage.....	0	0	0	0	0	0	0	0	0	0	0	0
21.2 Commercial auto physical damage.....	0	0	0	0	0	0	0	0	0	0	0	0
22. Aircraft (all perils).....	0	0	0	0	0	0	0	0	0	0	0	0
23. Fidelity.....	0	0	0	0	0	0	0	0	0	0	0	0
24. Surety.....	0	0	0	0	0	0	0	0	0	0	0	0
26. Burglary and theft.....	0	0	0	0	0	0	0	0	0	0	0	0
27. Boiler and machinery.....	0	0	0	0	0	0	0	0	0	0	0	0
28. Credit.....	0	0	0	0	0	0	0	0	0	0	0	0
30. Warranty.....	0	0	0	0	0	0	0	0	0	0	0	0
34. Aggregate write-ins for other lines of business.....	0	0	0	0	0	0	0	0	0	0	0	0
35. TOTALS (a).....	0	0	0	0	0	0	0	0	0	0	0	0

DETAILS OF WRITE-INS

3401. MISCELLANEOUS.....	0	0	0	0	0	0	0	0	0	0	0	0
3402.	0	0	0	0	0	0	0	0	0	0	0	0
3403.	0	0	0	0	0	0	0	0	0	0	0	0
3498. Summary of remaining write-ins for Line 34 from overflow page.....	0	0	0	0	0	0	0	0	0	0	0	0
3499. TOTALS (Lines 3401 through 3403 plus 3498) (Line 34 above).....	0	0	0	0	0	0	0	0	0	0	0	0

(a) Finance and service charges not included in Lines 1 to 35 \$.....0.

(b) For health business on indicated lines report: Number of persons insured under PPO managed care products.....0 and number of persons insured under indemnity only products.....0.

19 HI

EXHIBIT OF PREMIUMS AND LOSSES (Statutory Page 14)



NAIC Group Code.....241 NAIC Company Code...40169

BUSINESS IN THE STATE OF IOWA DURING THE YEAR

191A

Line of Business	Gross Premiums, Including Policy and Membership Fees, Less Return Premiums and Premiums on Policies not Taken		3 Dividends Paid or Credited to Policyholders on Direct Business	4 Direct Unearned Premium Reserves	5 Direct Losses Paid (deducting salvage)	6 Direct Losses Incurred	7 Direct Losses Unpaid	8 Direct Defense and Cost Containment Expense Paid	9 Direct Defense and Cost Containment Expense Incurred	10 Direct Defense and Cost Containment Expense Unpaid	11 Commissions and Brokerage Expenses	12 Taxes, Licenses and Fees
	1 Direct Premiums Written	2 Direct Premiums Earned										
1. Fire.....	0	0	0	0	0	0	0	0	0	0	0	0
2.1 Allied lines.....	0	0	0	0	0	0	0	0	0	0	0	0
2.2 Multiple peril crop.....	0	0	0	0	0	0	0	0	0	0	0	0
2.3 Federal flood.....	0	0	0	0	0	0	0	0	0	0	0	0
2.4 Private crop.....	0	0	0	0	0	0	0	0	0	0	0	0
2.5 Private flood.....	0	0	0	0	0	0	0	0	0	0	0	0
3. Farmowners multiple peril.....	0	0	0	0	0	0	0	0	0	0	0	0
4. Homeowners multiple peril.....	0	0	0	0	0	0	0	0	0	0	0	0
5.1 Commercial multiple peril (non-liability portion).....	0	0	0	0	0	0	0	0	0	0	0	0
5.2 Commercial multiple peril (liability portion).....	0	0	0	0	0	0	0	0	0	0	0	0
6. Mortgage guaranty.....	0	0	0	0	0	0	0	0	0	0	0	0
8. Ocean marine.....	0	0	0	0	0	0	0	0	0	0	0	0
9. Inland marine.....	0	0	0	0	0	0	0	0	0	0	0	0
10. Financial guaranty.....	0	0	0	0	0	0	0	0	0	0	0	0
11. Medical professional liability.....	0	0	0	0	0	0	0	0	0	0	0	0
12. Earthquake.....	0	0	0	0	0	0	0	0	0	0	0	0
13. Group accident and health (b).....	0	0	0	0	0	0	0	0	0	0	0	0
14. Credit A&H (group and individual).....	0	0	0	0	0	0	0	0	0	0	0	0
15.1 Collectively renewable A&H (b).....	0	0	0	0	0	0	0	0	0	0	0	0
15.2 Non-cancelable A&H (b).....	0	0	0	0	0	0	0	0	0	0	0	0
15.3 Guaranteed renewable A&H (b).....	0	0	0	0	0	0	0	0	0	0	0	0
15.4 Non-renewable for stated reasons only (b).....	0	0	0	0	0	0	0	0	0	0	0	0
15.5 Other accident only.....	0	0	0	0	0	0	0	0	0	0	0	0
15.6 Medicare Title XVIII exempt from state taxes or fees.....	0	0	0	0	0	0	0	0	0	0	0	0
15.7 All other A&H (b).....	0	0	0	0	0	0	0	0	0	0	0	0
15.8 Federal employees health benefits plan premium.....	0	0	0	0	0	0	0	0	0	0	0	0
16. Workers' compensation.....	0	0	0	0	0	0	0	0	0	0	0	0
17.1 Other liability-occurrence.....	0	0	0	0	0	0	0	0	0	0	0	0
17.2 Other liability-claims-made.....	0	0	0	0	0	0	0	0	0	0	0	0
17.3 Excess workers' compensation.....	0	0	0	0	0	0	0	0	0	0	0	0
18. Products liability.....	0	0	0	0	0	0	0	0	0	0	0	0
19.1 Private passenger auto no-fault (personal injury protection).....	0	0	0	0	0	0	0	0	0	0	0	0
19.2 Other private passenger auto liability.....	14,322	13,945	0	4,036	(79)	112	1,228	0	21	67	302	470
19.3 Commercial auto no-fault (personal injury protection).....	0	0	0	0	0	0	0	0	0	0	0	0
19.4 Other commercial auto liability.....	0	0	0	0	0	0	0	0	0	0	0	0
21.1 Private passenger auto physical damage.....	16,451	16,644	0	4,249	6,945	6,871	12	0	8	3	360	553
21.2 Commercial auto physical damage.....	0	0	0	0	0	0	0	0	0	0	0	0
22. Aircraft (all perils).....	0	0	0	0	0	0	0	0	0	0	0	0
23. Fidelity.....	0	0	0	0	0	0	0	0	0	0	0	0
24. Surety.....	0	0	0	0	0	0	0	0	0	0	0	0
26. Burglary and theft.....	0	0	0	0	0	0	0	0	0	0	0	0
27. Boiler and machinery.....	0	0	0	0	0	0	0	0	0	0	0	0
28. Credit.....	0	0	0	0	0	0	0	0	0	0	0	0
30. Warranty.....	0	0	0	0	0	0	0	0	0	0	0	0
34. Aggregate write-ins for other lines of business.....	0	0	0	0	0	0	0	0	0	0	0	0
35. TOTALS (a).....	30,773	30,589	0	8,285	6,866	6,983	1,240	0	29	70	662	1,023

DETAILS OF WRITE-INS

3401. MISCELLANEOUS.....	0	0	0	0	0	0	0	0	0	0	0	0
3402.	0	0	0	0	0	0	0	0	0	0	0	0
3403.	0	0	0	0	0	0	0	0	0	0	0	0
3498. Summary of remaining write-ins for Line 34 from overflow page.....	0	0	0	0	0	0	0	0	0	0	0	0
3499. TOTALS (Lines 3401 through 3403 plus 3498) (Line 34 above).....	0	0	0	0	0	0	0	0	0	0	0	0

(a) Finance and service charges not included in Lines 1 to 35 \$....160.

(b) For health business on indicated lines report: Number of persons insured under PPO managed care products.....0 and number of persons insured under indemnity only products.....0.

EXHIBIT OF PREMIUMS AND LOSSES (Statutory Page 14)



NAIC Group Code.....241 NAIC Company Code...40169

BUSINESS IN THE STATE OF IDAHO DURING THE YEAR

19 ID

Line of Business	Gross Premiums, Including Policy and Membership Fees, Less Return Premiums and Premiums on Policies not Taken		3 Dividends Paid or Credited to Policyholders on Direct Business	4 Direct Unearned Premium Reserves	5 Direct Losses Paid (deducting salvage)	6 Direct Losses Incurred	7 Direct Losses Unpaid	8 Direct Defense and Cost Containment Expense Paid	9 Direct Defense and Cost Containment Expense Incurred	10 Direct Defense and Cost Containment Expense Unpaid	11 Commissions and Brokerage Expenses	12 Taxes, Licenses and Fees
	1 Direct Premiums Written	2 Direct Premiums Earned										
1. Fire.....	0	0	0	0	0	0	0	0	0	0	0	0
2.1 Allied lines.....	0	0	0	0	0	0	0	0	0	0	0	0
2.2 Multiple peril crop.....	0	0	0	0	0	0	0	0	0	0	0	0
2.3 Federal flood.....	0	0	0	0	0	0	0	0	0	0	0	0
2.4 Private crop.....	0	0	0	0	0	0	0	0	0	0	0	0
2.5 Private flood.....	0	0	0	0	0	0	0	0	0	0	0	0
3. Farmowners multiple peril.....	0	0	0	0	0	0	0	0	0	0	0	0
4. Homeowners multiple peril.....	0	0	0	0	0	0	0	0	0	0	0	0
5.1 Commercial multiple peril (non-liability portion).....	0	0	0	0	0	0	0	0	0	0	0	0
5.2 Commercial multiple peril (liability portion).....	0	0	0	0	0	0	0	0	0	0	0	0
6. Mortgage guaranty.....	0	0	0	0	0	0	0	0	0	0	0	0
8. Ocean marine.....	0	0	0	0	0	0	0	0	0	0	0	0
9. Inland marine.....	0	0	0	0	0	0	0	0	0	0	0	0
10. Financial guaranty.....	0	0	0	0	0	0	0	0	0	0	0	0
11. Medical professional liability.....	0	0	0	0	0	0	0	0	0	0	0	0
12. Earthquake.....	0	0	0	0	0	0	0	0	0	0	0	0
13. Group accident and health (b).....	0	0	0	0	0	0	0	0	0	0	0	0
14. Credit A&H (group and individual).....	0	0	0	0	0	0	0	0	0	0	0	0
15.1 Collectively renewable A&H (b).....	0	0	0	0	0	0	0	0	0	0	0	0
15.2 Non-cancelable A&H (b).....	0	0	0	0	0	0	0	0	0	0	0	0
15.3 Guaranteed renewable A&H (b).....	0	0	0	0	0	0	0	0	0	0	0	0
15.4 Non-renewable for stated reasons only (b).....	0	0	0	0	0	0	0	0	0	0	0	0
15.5 Other accident only.....	0	0	0	0	0	0	0	0	0	0	0	0
15.6 Medicare Title XVIII exempt from state taxes or fees.....	0	0	0	0	0	0	0	0	0	0	0	0
15.7 All other A&H (b).....	0	0	0	0	0	0	0	0	0	0	0	0
15.8 Federal employees health benefits plan premium.....	0	0	0	0	0	0	0	0	0	0	0	0
16. Workers' compensation.....	0	0	0	0	0	0	0	0	0	0	0	0
17.1 Other liability-occurrence.....	0	0	0	0	0	0	0	0	0	0	0	0
17.2 Other liability-claims-made.....	0	0	0	0	0	0	0	0	0	0	0	0
17.3 Excess workers' compensation.....	0	0	0	0	0	0	0	0	0	0	0	0
18. Products liability.....	0	0	0	0	0	0	0	0	0	0	0	0
19.1 Private passenger auto no-fault (personal injury protection).....	0	0	0	0	0	0	0	0	0	0	0	0
19.2 Other private passenger auto liability.....	0	0	0	0	0	0	0	0	0	0	0	0
19.3 Commercial auto no-fault (personal injury protection).....	0	0	0	0	0	0	0	0	0	0	0	0
19.4 Other commercial auto liability.....	0	0	0	0	0	0	0	0	0	0	0	0
21.1 Private passenger auto physical damage.....	0	0	0	0	0	0	0	0	0	0	0	0
21.2 Commercial auto physical damage.....	0	0	0	0	0	0	0	0	0	0	0	0
22. Aircraft (all perils).....	0	0	0	0	0	0	0	0	0	0	0	0
23. Fidelity.....	0	0	0	0	0	0	0	0	0	0	0	0
24. Surety.....	0	0	0	0	0	0	0	0	0	0	0	0
26. Burglary and theft.....	0	0	0	0	0	0	0	0	0	0	0	0
27. Boiler and machinery.....	0	0	0	0	0	0	0	0	0	0	0	0
28. Credit.....	0	0	0	0	0	0	0	0	0	0	0	0
30. Warranty.....	0	0	0	0	0	0	0	0	0	0	0	0
34. Aggregate write-ins for other lines of business.....	0	0	0	0	0	0	0	0	0	0	0	2,500
35. TOTALS (a).....	0	0	0	0	0	0	0	0	0	0	0	2,500

DETAILS OF WRITE-INS

3401. MISCELLANEOUS.....	0	0	0	0	0	0	0	0	0	0	0	2,500
3402.	0	0	0	0	0	0	0	0	0	0	0	0
3403.	0	0	0	0	0	0	0	0	0	0	0	0
3498. Summary of remaining write-ins for Line 34 from overflow page.....	0	0	0	0	0	0	0	0	0	0	0	0
3499. TOTALS (Lines 3401 through 3403 plus 3498) (Line 34 above).....	0	0	0	0	0	0	0	0	0	0	0	2,500

(a) Finance and service charges not included in Lines 1 to 35 \$.....0.

(b) For health business on indicated lines report: Number of persons insured under PPO managed care products.....0 and number of persons insured under indemnity only products.....0.

EXHIBIT OF PREMIUMS AND LOSSES (Statutory Page 14)



NAIC Group Code.....241 NAIC Company Code....40169

BUSINESS IN THE STATE OF ILLINOIS DURING THE YEAR

191L

Line of Business	Gross Premiums, Including Policy and Membership Fees, Less Return Premiums and Premiums on Policies not Taken		3 Dividends Paid or Credited to Policyholders on Direct Business	4 Direct Unearned Premium Reserves	5 Direct Losses Paid (deducting salvage)	6 Direct Losses Incurred	7 Direct Losses Unpaid	8 Direct Defense and Cost Containment Expense Paid	9 Direct Defense and Cost Containment Expense Incurred	10 Direct Defense and Cost Containment Expense Unpaid	11 Commissions and Brokerage Expenses	12 Taxes, Licenses and Fees
	1 Direct Premiums Written	2 Direct Premiums Earned										
1. Fire.....	0	0	0	0	0	0	0	0	0	0	0	0
2.1 Allied lines.....	0	0	0	0	0	0	0	0	0	0	0	0
2.2 Multiple peril crop.....	0	0	0	0	0	0	0	0	0	0	0	0
2.3 Federal flood.....	0	0	0	0	0	0	0	0	0	0	0	0
2.4 Private crop.....	0	0	0	0	0	0	0	0	0	0	0	0
2.5 Private flood.....	0	0	0	0	0	0	0	0	0	0	0	0
3. Farmowners multiple peril.....	0	0	0	0	0	0	0	0	0	0	0	0
4. Homeowners multiple peril.....	51,705,092	51,884,096	0	27,779,483	34,558,242	34,702,542	6,512,440	181,758	154,251	242,263	6,909,991	1,320,734
5.1 Commercial multiple peril (non-liability portion).....	427,551	308,069	0	222,310	20,449	28,551	85,596	0	4	3,129	79,518	8,332
5.2 Commercial multiple peril (liability portion).....	351,825	277,826	0	179,149	181,855	275,863	179,478	18,425	36,973	35,619	64,031	6,886
6. Mortgage guaranty.....	0	0	0	0	0	0	0	0	0	0	0	0
8. Ocean marine.....	0	0	0	0	0	0	0	0	0	0	0	0
9. Inland marine.....	1,517,030	1,538,478	0	807,303	445,268	624,135	259,963	0	3,285	6,095	219,228	38,770
10. Financial guaranty.....	0	0	0	0	0	0	0	0	0	0	0	0
11. Medical professional liability.....	0	0	0	0	0	0	0	0	0	0	0	0
12. Earthquake.....	546,283	546,892	0	292,942	0	821	30,697	0	510	1,009	84,164	13,953
13. Group accident and health (b).....	0	0	0	0	0	0	0	0	0	0	0	0
14. Credit A&H (group and individual).....	0	0	0	0	0	0	0	0	0	0	0	0
15.1 Collectively renewable A&H (b).....	0	0	0	0	0	0	0	0	0	0	0	0
15.2 Non-cancelable A&H (b).....	0	0	0	0	0	0	0	0	0	0	0	0
15.3 Guaranteed renewable A&H (b).....	0	0	0	0	0	0	0	0	0	0	0	0
15.4 Non-renewable for stated reasons only (b).....	0	0	0	0	0	0	0	0	0	0	0	0
15.5 Other accident only.....	0	0	0	0	0	0	0	0	0	0	0	0
15.6 Medicare Title XVIII exempt from state taxes or fees.....	0	0	0	0	0	0	0	0	0	0	0	0
15.7 All other A&H (b).....	0	0	0	0	0	0	0	0	0	0	0	0
15.8 Federal employees health benefits plan premium.....	0	0	0	0	0	0	0	0	0	0	0	0
16. Workers' compensation.....	0	0	0	0	0	0	0	0	0	0	0	0
17.1 Other liability-occurrence.....	0	0	0	0	0	0	0	0	0	0	0	0
17.2 Other liability-claims-made.....	0	0	0	0	0	0	0	0	0	0	0	0
17.3 Excess workers' compensation.....	0	0	0	0	0	0	0	0	0	0	0	0
18. Products liability.....	0	0	0	0	0	0	0	0	0	0	0	0
19.1 Private passenger auto no-fault (personal injury protection).....	0	0	0	0	0	0	0	0	0	0	0	0
19.2 Other private passenger auto liability.....	15,892,508	16,478,479	0	6,911,949	9,839,517	8,015,773	14,786,750	625,819	493,261	1,246,666	1,993,337	347,238
19.3 Commercial auto no-fault (personal injury protection).....	0	0	0	0	0	0	0	0	0	0	0	0
19.4 Other commercial auto liability.....	819,649	444,829	0	471,664	264,789	452,674	222,394	0	5,276	7,149	142,499	16,471
21.1 Private passenger auto physical damage.....	13,337,656	13,821,587	0	5,764,092	6,658,111	6,766,709	32,404	14,039	13,809	8,851	1,669,686	291,670
21.2 Commercial auto physical damage.....	331,542	171,338	0	198,093	133,959	145,768	43,387	0	40	45	58,526	6,593
22. Aircraft (all perils).....	0	0	0	0	0	0	0	0	0	0	0	0
23. Fidelity.....	0	0	0	0	0	0	0	0	0	0	0	0
24. Surety.....	0	0	0	0	0	0	0	0	0	0	0	0
26. Burglary and theft.....	0	0	0	0	0	0	0	0	0	0	0	0
27. Boiler and machinery.....	0	0	0	0	0	0	0	0	0	0	0	0
28. Credit.....	0	0	0	0	0	0	0	0	0	0	0	0
30. Warranty.....	0	0	0	0	0	0	0	0	0	0	0	0
34. Aggregate write-ins for other lines of business.....	0	0	0	0	0	0	0	0	0	0	0	0
35. TOTALS (a).....	84,929,136	85,471,594	0	42,626,985	52,102,190	51,012,836	22,153,109	840,041	707,409	1,550,826	11,220,980	2,050,647

DETAILS OF WRITE-INS

3401. MISCELLANEOUS.....	0	0	0	0	0	0	0	0	0	0	0	0
3402.	0	0	0	0	0	0	0	0	0	0	0	0
3403.	0	0	0	0	0	0	0	0	0	0	0	0
3498. Summary of remaining write-ins for Line 34 from overflow page.....	0	0	0	0	0	0	0	0	0	0	0	0
3499. TOTALS (Lines 3401 through 3403 plus 3498) (Line 34 above).....	0	0	0	0	0	0	0	0	0	0	0	0

(a) Finance and service charges not included in Lines 1 to 35 \$...307,363.

(b) For health business on indicated lines report: Number of persons insured under PPO managed care products.....0 and number of persons insured under indemnity only products.....0.

EXHIBIT OF PREMIUMS AND LOSSES (Statutory Page 14)



NAIC Group Code.....241 NAIC Company Code...40169

BUSINESS IN THE STATE OF INDIANA DURING THE YEAR

Line of Business	Gross Premiums, Including Policy and Membership Fees, Less Return Premiums and Premiums on Policies not Taken		3 Dividends Paid or Credited to Policyholders on Direct Business	4 Direct Unearned Premium Reserves	5 Direct Losses Paid (deducting salvage)	6 Direct Losses Incurred	7 Direct Losses Unpaid	8 Direct Defense and Cost Containment Expense Paid	9 Direct Defense and Cost Containment Expense Incurred	10 Direct Defense and Cost Containment Expense Unpaid	11 Commissions and Brokerage Expenses	12 Taxes, Licenses and Fees
	1 Direct Premiums Written	2 Direct Premiums Earned										
1. Fire.....	0	0	0	0	0	0	0	0	0	0	0	0
2.1 Allied lines.....	0	0	0	0	0	0	0	0	0	0	0	0
2.2 Multiple peril crop.....	0	0	0	0	0	0	0	0	0	0	0	0
2.3 Federal flood.....	0	0	0	0	0	0	0	0	0	0	0	0
2.4 Private crop.....	0	0	0	0	0	0	0	0	0	0	0	0
2.5 Private flood.....	0	0	0	0	0	0	0	0	0	0	0	0
3. Farmowners multiple peril.....	0	0	0	0	0	0	0	0	0	0	0	0
4. Homeowners multiple peril.....	0	0	0	0	0	0	0	0	0	0	0	0
5.1 Commercial multiple peril (non-liability portion).....	0	0	0	0	0	0	0	0	0	0	0	0
5.2 Commercial multiple peril (liability portion).....	0	0	0	0	0	0	0	0	0	0	0	0
6. Mortgage guaranty.....	0	0	0	0	0	0	0	0	0	0	0	0
8. Ocean marine.....	0	0	0	0	0	0	0	0	0	0	0	0
9. Inland marine.....	0	0	0	0	0	0	0	0	0	0	0	0
10. Financial guaranty.....	0	0	0	0	0	0	0	0	0	0	0	0
11. Medical professional liability.....	0	0	0	0	0	0	0	0	0	0	0	0
12. Earthquake.....	0	0	0	0	0	0	0	0	0	0	0	0
13. Group accident and health (b).....	0	0	0	0	0	0	0	0	0	0	0	0
14. Credit A&H (group and individual).....	0	0	0	0	0	0	0	0	0	0	0	0
15.1 Collectively renewable A&H (b).....	0	0	0	0	0	0	0	0	0	0	0	0
15.2 Non-cancelable A&H (b).....	0	0	0	0	0	0	0	0	0	0	0	0
15.3 Guaranteed renewable A&H (b).....	0	0	0	0	0	0	0	0	0	0	0	0
15.4 Non-renewable for stated reasons only (b).....	0	0	0	0	0	0	0	0	0	0	0	0
15.5 Other accident only.....	0	0	0	0	0	0	0	0	0	0	0	0
15.6 Medicare Title XVIII exempt from state taxes or fees.....	0	0	0	0	0	0	0	0	0	0	0	0
15.7 All other A&H (b).....	0	0	0	0	0	0	0	0	0	0	0	0
15.8 Federal employees health benefits plan premium.....	0	0	0	0	0	0	0	0	0	0	0	0
16. Workers' compensation.....	0	0	0	0	0	0	0	0	0	0	0	0
17.1 Other liability-occurrence.....	0	0	0	0	0	0	0	0	0	0	0	0
17.2 Other liability-claims-made.....	0	0	0	0	0	0	0	0	0	0	0	0
17.3 Excess workers' compensation.....	0	0	0	0	0	0	0	0	0	0	0	0
18. Products liability.....	0	0	0	0	0	0	0	0	0	0	0	0
19.1 Private passenger auto no-fault (personal injury protection).....	0	0	0	0	0	0	0	0	0	0	0	0
19.2 Other private passenger auto liability.....	48,388	49,412	0	11,393	20,540	6,234	9,826	40	(1,227)	414	864	1,811
19.3 Commercial auto no-fault (personal injury protection).....	0	0	0	0	0	0	0	0	0	0	0	0
19.4 Other commercial auto liability.....	0	0	0	0	0	0	0	0	0	0	0	0
21.1 Private passenger auto physical damage.....	36,914	38,256	0	8,341	4,610	9,560	1,671	0	(26)	37	607	1,379
21.2 Commercial auto physical damage.....	0	0	0	0	0	0	0	0	0	0	0	0
22. Aircraft (all perils).....	0	0	0	0	0	0	0	0	0	0	0	0
23. Fidelity.....	0	0	0	0	0	0	0	0	0	0	0	0
24. Surety.....	0	0	0	0	0	0	0	0	0	0	0	0
26. Burglary and theft.....	0	0	0	0	0	0	0	0	0	0	0	0
27. Boiler and machinery.....	0	0	0	0	0	0	0	0	0	0	0	0
28. Credit.....	0	0	0	0	0	0	0	0	0	0	0	0
30. Warranty.....	0	0	0	0	0	0	0	0	0	0	0	0
34. Aggregate write-ins for other lines of business.....	0	0	0	0	0	0	0	0	0	0	0	0
35. TOTALS (a).....	85,302	87,668	0	19,734	25,150	15,794	11,497	40	(1,253)	451	1,471	3,190

DETAILS OF WRITE-INS

3401. MISCELLANEOUS.....	0	0	0	0	0	0	0	0	0	0	0	0
3402.	0	0	0	0	0	0	0	0	0	0	0	0
3403.	0	0	0	0	0	0	0	0	0	0	0	0
3498. Summary of remaining write-ins for Line 34 from overflow page.....	0	0	0	0	0	0	0	0	0	0	0	0
3499. TOTALS (Lines 3401 through 3403 plus 3498) (Line 34 above).....	0	0	0	0	0	0	0	0	0	0	0	0

(a) Finance and service charges not included in Lines 1 to 35 \$...540.

(b) For health business on indicated lines report: Number of persons insured under PPO managed care products.....0 and number of persons insured under indemnity only products.....0.

19'61

EXHIBIT OF PREMIUMS AND LOSSES (Statutory Page 14)



NAIC Group Code.....241 NAIC Company Code....40169

BUSINESS IN THE STATE OF KANSAS DURING THE YEAR

19.KS

Line of Business	Gross Premiums, Including Policy and Membership Fees, Less Return Premiums and Premiums on Policies not Taken		3 Dividends Paid or Credited to Policyholders on Direct Business	4 Direct Unearned Premium Reserves	5 Direct Losses Paid (deducting salvage)	6 Direct Losses Incurred	7 Direct Losses Unpaid	8 Direct Defense and Cost Containment Expense Paid	9 Direct Defense and Cost Containment Expense Incurred	10 Direct Defense and Cost Containment Expense Unpaid	11 Commissions and Brokerage Expenses	12 Taxes, Licenses and Fees
	1 Direct Premiums Written	2 Direct Premiums Earned										
1. Fire.....	0	0	0	0	0	0	0	0	0	0	0	0
2.1 Allied lines.....	0	0	0	0	0	0	0	0	0	0	0	0
2.2 Multiple peril crop.....	0	0	0	0	0	0	0	0	0	0	0	0
2.3 Federal flood.....	0	0	0	0	0	0	0	0	0	0	0	0
2.4 Private crop.....	0	0	0	0	0	0	0	0	0	0	0	0
2.5 Private flood.....	0	0	0	0	0	0	0	0	0	0	0	0
3. Farmowners multiple peril.....	0	0	0	0	0	0	0	0	0	0	0	0
4. Homeowners multiple peril.....	0	0	0	0	0	0	0	0	0	0	0	0
5.1 Commercial multiple peril (non-liability portion).....	0	0	0	0	0	0	0	0	0	0	0	0
5.2 Commercial multiple peril (liability portion).....	0	0	0	0	0	0	0	0	0	0	0	0
6. Mortgage guaranty.....	0	0	0	0	0	0	0	0	0	0	0	0
8. Ocean marine.....	0	0	0	0	0	0	0	0	0	0	0	0
9. Inland marine.....	0	0	0	0	0	0	0	0	0	0	0	0
10. Financial guaranty.....	0	0	0	0	0	0	0	0	0	0	0	0
11. Medical professional liability.....	0	0	0	0	0	0	0	0	0	0	0	0
12. Earthquake.....	0	0	0	0	0	0	0	0	0	0	0	0
13. Group accident and health (b).....	0	0	0	0	0	0	0	0	0	0	0	0
14. Credit A&H (group and individual).....	0	0	0	0	0	0	0	0	0	0	0	0
15.1 Collectively renewable A&H (b).....	0	0	0	0	0	0	0	0	0	0	0	0
15.2 Non-cancelable A&H (b).....	0	0	0	0	0	0	0	0	0	0	0	0
15.3 Guaranteed renewable A&H (b).....	0	0	0	0	0	0	0	0	0	0	0	0
15.4 Non-renewable for stated reasons only (b).....	0	0	0	0	0	0	0	0	0	0	0	0
15.5 Other accident only.....	0	0	0	0	0	0	0	0	0	0	0	0
15.6 Medicare Title XVIII exempt from state taxes or fees.....	0	0	0	0	0	0	0	0	0	0	0	0
15.7 All other A&H (b).....	0	0	0	0	0	0	0	0	0	0	0	0
15.8 Federal employees health benefits plan premium.....	0	0	0	0	0	0	0	0	0	0	0	0
16. Workers' compensation.....	0	0	0	0	0	0	0	0	0	0	0	0
17.1 Other liability-occurrence.....	0	0	0	0	0	0	0	0	0	0	0	0
17.2 Other liability-claims-made.....	0	0	0	0	0	0	0	0	0	0	0	0
17.3 Excess workers' compensation.....	0	0	0	0	0	0	0	0	0	0	0	0
18. Products liability.....	0	0	0	0	0	0	0	0	0	0	0	0
19.1 Private passenger auto no-fault (personal injury protection).....	219,564	184,344	0	112,658	134,403	96,971	46,900	1,756	(11,079)	9,531	31,569	4,581
19.2 Other private passenger auto liability.....	1,894,538	1,656,222	0	967,773	1,142,630	764,090	560,890	246	(36,089)	41,621	271,890	39,535
19.3 Commercial auto no-fault (personal injury protection).....	0	0	0	0	0	0	0	0	0	0	0	0
19.4 Other commercial auto liability.....	0	0	0	0	0	0	0	0	0	0	0	0
21.1 Private passenger auto physical damage.....	2,639,639	2,329,781	0	1,329,763	1,270,533	1,277,618	21,482	877	768	973	382,772	55,099
21.2 Commercial auto physical damage.....	0	0	0	0	0	0	0	0	0	0	0	0
22. Aircraft (all perils).....	0	0	0	0	0	0	0	0	0	0	0	0
23. Fidelity.....	0	0	0	0	0	0	0	0	0	0	0	0
24. Surety.....	0	0	0	0	0	0	0	0	0	0	0	0
26. Burglary and theft.....	0	0	0	0	0	0	0	0	0	0	0	0
27. Boiler and machinery.....	0	0	0	0	0	0	0	0	0	0	0	0
28. Credit.....	0	0	0	0	0	0	0	0	0	0	0	0
30. Warranty.....	0	0	0	0	0	0	0	0	0	0	0	0
34. Aggregate write-ins for other lines of business.....	0	0	0	0	0	0	0	0	0	0	0	0
35. TOTALS (a).....	4,753,741	4,170,347	0	2,410,194	2,547,566	2,138,679	629,272	2,879	(46,400)	52,125	686,231	99,215

DETAILS OF WRITE-INS

3401. MISCELLANEOUS.....	0	0	0	0	0	0	0	0	0	0	0	0
3402.	0	0	0	0	0	0	0	0	0	0	0	0
3403.	0	0	0	0	0	0	0	0	0	0	0	0
3498. Summary of remaining write-ins for Line 34 from overflow page.....	0	0	0	0	0	0	0	0	0	0	0	0
3499. TOTALS (Lines 3401 through 3403 plus 3498) (Line 34 above).....	0	0	0	0	0	0	0	0	0	0	0	0

(a) Finance and service charges not included in Lines 1 to 35 \$.....0.

(b) For health business on indicated lines report: Number of persons insured under PPO managed care products.....0 and number of persons insured under indemnity only products.....0.

EXHIBIT OF PREMIUMS AND LOSSES (Statutory Page 14)



NAIC Group Code.....241 NAIC Company Code...40169

BUSINESS IN THE STATE OF KENTUCKY DURING THE YEAR

19.KY

Line of Business	Gross Premiums, Including Policy and Membership Fees, Less Return Premiums and Premiums on Policies not Taken		3 Dividends Paid or Credited to Policyholders on Direct Business	4 Direct Unearned Premium Reserves	5 Direct Losses Paid (deducting salvage)	6 Direct Losses Incurred	7 Direct Losses Unpaid	8 Direct Defense and Cost Containment Expense Paid	9 Direct Defense and Cost Containment Expense Incurred	10 Direct Defense and Cost Containment Expense Unpaid	11 Commissions and Brokerage Expenses	12 Taxes, Licenses and Fees
	1 Direct Premiums Written	2 Direct Premiums Earned										
1. Fire.....	0	0	0	0	0	0	0	0	0	0	0	0
2.1 Allied lines.....	0	0	0	0	0	0	0	0	0	0	0	0
2.2 Multiple peril crop.....	0	0	0	0	0	0	0	0	0	0	0	0
2.3 Federal flood.....	0	0	0	0	0	0	0	0	0	0	0	0
2.4 Private crop.....	0	0	0	0	0	0	0	0	0	0	0	0
2.5 Private flood.....	0	0	0	0	0	0	0	0	0	0	0	0
3. Farmowners multiple peril.....	0	0	0	0	0	0	0	0	0	0	0	0
4. Homeowners multiple peril.....	0	0	0	0	0	0	0	0	0	0	0	0
5.1 Commercial multiple peril (non-liability portion).....	0	0	0	0	0	0	0	0	0	0	0	0
5.2 Commercial multiple peril (liability portion).....	0	0	0	0	0	0	0	0	0	0	0	0
6. Mortgage guaranty.....	0	0	0	0	0	0	0	0	0	0	0	0
8. Ocean marine.....	0	0	0	0	0	0	0	0	0	0	0	0
9. Inland marine.....	0	0	0	0	0	0	0	0	0	0	0	0
10. Financial guaranty.....	0	0	0	0	0	0	0	0	0	0	0	0
11. Medical professional liability.....	0	0	0	0	0	0	0	0	0	0	0	0
12. Earthquake.....	0	0	0	0	0	0	0	0	0	0	0	0
13. Group accident and health (b).....	0	0	0	0	0	0	0	0	0	0	0	0
14. Credit A&H (group and individual).....	0	0	0	0	0	0	0	0	0	0	0	0
15.1 Collectively renewable A&H (b).....	0	0	0	0	0	0	0	0	0	0	0	0
15.2 Non-cancelable A&H (b).....	0	0	0	0	0	0	0	0	0	0	0	0
15.3 Guaranteed renewable A&H (b).....	0	0	0	0	0	0	0	0	0	0	0	0
15.4 Non-renewable for stated reasons only (b).....	0	0	0	0	0	0	0	0	0	0	0	0
15.5 Other accident only.....	0	0	0	0	0	0	0	0	0	0	0	0
15.6 Medicare Title XVIII exempt from state taxes or fees.....	0	0	0	0	0	0	0	0	0	0	0	0
15.7 All other A&H (b).....	0	0	0	0	0	0	0	0	0	0	0	0
15.8 Federal employees health benefits plan premium.....	0	0	0	0	0	0	0	0	0	0	0	0
16. Workers' compensation.....	0	0	0	0	0	0	0	0	0	0	0	0
17.1 Other liability-occurrence.....	0	0	0	0	0	0	0	0	0	0	0	0
17.2 Other liability-claims-made.....	0	0	0	0	0	0	0	0	0	0	0	0
17.3 Excess workers' compensation.....	0	0	0	0	0	0	0	0	0	0	0	0
18. Products liability.....	0	0	0	0	0	0	0	0	0	0	0	0
19.1 Private passenger auto no-fault (personal injury protection).....	17,804	18,969	0	5,247	9,073	10,548	(3,721)	0	628	(756)	101	301
19.2 Other private passenger auto liability.....	117,184	119,684	0	35,812	201,479	51,773	107,464	4,695	(8,361)	9,436	734	1,978
19.3 Commercial auto no-fault (personal injury protection).....	0	0	0	0	0	0	0	0	0	0	0	0
19.4 Other commercial auto liability.....	0	0	0	0	0	0	0	0	0	0	0	0
21.1 Private passenger auto physical damage.....	77,626	78,654	0	23,742	3,760	261	775	113	174	(18)	458	1,303
21.2 Commercial auto physical damage.....	0	0	0	0	0	0	0	0	0	0	0	0
22. Aircraft (all perils).....	0	0	0	0	0	0	0	0	0	0	0	0
23. Fidelity.....	0	0	0	0	0	0	0	0	0	0	0	0
24. Surety.....	0	0	0	0	0	0	0	0	0	0	0	0
26. Burglary and theft.....	0	0	0	0	0	0	0	0	0	0	0	0
27. Boiler and machinery.....	0	0	0	0	0	0	0	0	0	0	0	0
28. Credit.....	0	0	0	0	0	0	0	0	0	0	0	0
30. Warranty.....	0	0	0	0	0	0	0	0	0	0	0	0
34. Aggregate write-ins for other lines of business.....	0	0	0	0	0	0	0	0	0	0	0	0
35. TOTALS (a).....	212,614	217,307	0	64,801	214,312	62,582	104,518	4,808	(7,559)	8,662	1,293	3,582

DETAILS OF WRITE-INS

3401. MISCELLANEOUS.....	0	0	0	0	0	0	0	0	0	0	0	0
3402.	0	0	0	0	0	0	0	0	0	0	0	0
3403.	0	0	0	0	0	0	0	0	0	0	0	0
3498. Summary of remaining write-ins for Line 34 from overflow page.....	0	0	0	0	0	0	0	0	0	0	0	0
3499. TOTALS (Lines 3401 through 3403 plus 3498) (Line 34 above).....	0	0	0	0	0	0	0	0	0	0	0	0

(a) Finance and service charges not included in Lines 1 to 35 \$.....0.

(b) For health business on indicated lines report: Number of persons insured under PPO managed care products.....0 and number of persons insured under indemnity only products.....0.

EXHIBIT OF PREMIUMS AND LOSSES (Statutory Page 14)



NAIC Group Code.....241 NAIC Company Code...40169

BUSINESS IN THE STATE OF LOUISIANA DURING THE YEAR

Line of Business	Gross Premiums, Including Policy and Membership Fees, Less Return Premiums and Premiums on Policies not Taken		3 Dividends Paid or Credited to Policyholders on Direct Business	4 Direct Unearned Premium Reserves	5 Direct Losses Paid (deducting salvage)	6 Direct Losses Incurred	7 Direct Losses Unpaid	8 Direct Defense and Cost Containment Expense Paid	9 Direct Defense and Cost Containment Expense Incurred	10 Direct Defense and Cost Containment Expense Unpaid	11 Commissions and Brokerage Expenses	12 Taxes, Licenses and Fees
	1 Direct Premiums Written	2 Direct Premiums Earned										
1. Fire.....	0	0	0	0	0	0	0	0	0	0	0	0
2.1 Allied lines.....	0	0	0	0	0	0	0	0	0	0	0	0
2.2 Multiple peril crop.....	0	0	0	0	0	0	0	0	0	0	0	0
2.3 Federal flood.....	0	0	0	0	0	0	0	0	0	0	0	0
2.4 Private crop.....	0	0	0	0	0	0	0	0	0	0	0	0
2.5 Private flood.....	0	0	0	0	0	0	0	0	0	0	0	0
3. Farmowners multiple peril.....	0	0	0	0	0	0	0	0	0	0	0	0
4. Homeowners multiple peril.....	0	0	0	0	0	0	0	0	0	0	0	0
5.1 Commercial multiple peril (non-liability portion).....	0	0	0	0	0	0	0	0	0	0	0	0
5.2 Commercial multiple peril (liability portion).....	0	0	0	0	0	0	0	0	0	0	0	0
6. Mortgage guaranty.....	0	0	0	0	0	0	0	0	0	0	0	0
8. Ocean marine.....	0	0	0	0	0	0	0	0	0	0	0	0
9. Inland marine.....	0	0	0	0	0	0	0	0	0	0	0	0
10. Financial guaranty.....	0	0	0	0	0	0	0	0	0	0	0	0
11. Medical professional liability.....	0	0	0	0	0	0	0	0	0	0	0	0
12. Earthquake.....	0	0	0	0	0	0	0	0	0	0	0	0
13. Group accident and health (b).....	0	0	0	0	0	0	0	0	0	0	0	0
14. Credit A&H (group and individual).....	0	0	0	0	0	0	0	0	0	0	0	0
15.1 Collectively renewable A&H (b).....	0	0	0	0	0	0	0	0	0	0	0	0
15.2 Non-cancelable A&H (b).....	0	0	0	0	0	0	0	0	0	0	0	0
15.3 Guaranteed renewable A&H (b).....	0	0	0	0	0	0	0	0	0	0	0	0
15.4 Non-renewable for stated reasons only (b).....	0	0	0	0	0	0	0	0	0	0	0	0
15.5 Other accident only.....	0	0	0	0	0	0	0	0	0	0	0	0
15.6 Medicare Title XVIII exempt from state taxes or fees.....	0	0	0	0	0	0	0	0	0	0	0	0
15.7 All other A&H (b).....	0	0	0	0	0	0	0	0	0	0	0	0
15.8 Federal employees health benefits plan premium.....	0	0	0	0	0	0	0	0	0	0	0	0
16. Workers' compensation.....	0	0	0	0	0	0	0	0	0	0	0	0
17.1 Other liability-occurrence.....	0	0	0	0	0	0	0	0	0	0	0	0
17.2 Other liability-claims-made.....	0	0	0	0	0	0	0	0	0	0	0	0
17.3 Excess workers' compensation.....	0	0	0	0	0	0	0	0	0	0	0	0
18. Products liability.....	0	0	0	0	0	0	0	0	0	0	0	0
19.1 Private passenger auto no-fault (personal injury protection).....	0	0	0	0	0	0	0	0	0	0	0	0
19.2 Other private passenger auto liability.....	82,404	82,602	0	24,039	78,728	48,794	31,826	1,953	(638)	2,797	2,715	4,776
19.3 Commercial auto no-fault (personal injury protection).....	0	0	0	0	0	0	0	0	0	0	0	0
19.4 Other commercial auto liability.....	0	0	0	0	0	0	0	0	0	0	0	0
21.1 Private passenger auto physical damage.....	52,446	53,937	0	14,419	53,644	42,792	4,973	110	238	(130)	1,864	3,051
21.2 Commercial auto physical damage.....	0	0	0	0	0	0	0	0	0	0	0	0
22. Aircraft (all perils).....	0	0	0	0	0	0	0	0	0	0	0	0
23. Fidelity.....	0	0	0	0	0	0	0	0	0	0	0	0
24. Surety.....	0	0	0	0	0	0	0	0	0	0	0	0
26. Burglary and theft.....	0	0	0	0	0	0	0	0	0	0	0	0
27. Boiler and machinery.....	0	0	0	0	0	0	0	0	0	0	0	0
28. Credit.....	0	0	0	0	0	0	0	0	0	0	0	0
30. Warranty.....	0	0	0	0	0	0	0	0	0	0	0	0
34. Aggregate write-ins for other lines of business.....	0	0	0	0	0	0	0	0	0	0	0	0
35. TOTALS (a).....	134,850	136,539	0	38,458	132,372	91,586	36,799	2,063	(400)	2,667	4,579	7,827

DETAILS OF WRITE-INS

3401. MISCELLANEOUS.....	0	0	0	0	0	0	0	0	0	0	0	0
3402.	0	0	0	0	0	0	0	0	0	0	0	0
3403.	0	0	0	0	0	0	0	0	0	0	0	0
3498. Summary of remaining write-ins for Line 34 from overflow page.....	0	0	0	0	0	0	0	0	0	0	0	0
3499. TOTALS (Lines 3401 through 3403 plus 3498) (Line 34 above).....	0	0	0	0	0	0	0	0	0	0	0	0

(a) Finance and service charges not included in Lines 1 to 35 \$...826.

(b) For health business on indicated lines report: Number of persons insured under PPO managed care products.....0 and number of persons insured under indemnity only products.....0.

19.LLA

EXHIBIT OF PREMIUMS AND LOSSES (Statutory Page 14)



NAIC Group Code.....241 NAIC Company Code...40169

BUSINESS IN THE STATE OF MASSACHUSETTS DURING THE YEAR

Line of Business	Gross Premiums, Including Policy and Membership Fees, Less Return Premiums and Premiums on Policies not Taken		3 Dividends Paid or Credited to Policyholders on Direct Business	4 Direct Unearned Premium Reserves	5 Direct Losses Paid (deducting salvage)	6 Direct Losses Incurred	7 Direct Losses Unpaid	8 Direct Defense and Cost Containment Expense Paid	9 Direct Defense and Cost Containment Expense Incurred	10 Direct Defense and Cost Containment Expense Unpaid	11 Commissions and Brokerage Expenses	12 Taxes, Licenses and Fees
	1 Direct Premiums Written	2 Direct Premiums Earned										
1. Fire.....	0	0	0	0	0	0	0	0	0	0	0	0
2.1 Allied lines.....	0	0	0	0	0	0	0	0	0	0	0	0
2.2 Multiple peril crop.....	0	0	0	0	0	0	0	0	0	0	0	0
2.3 Federal flood.....	0	0	0	0	0	0	0	0	0	0	0	0
2.4 Private crop.....	0	0	0	0	0	0	0	0	0	0	0	0
2.5 Private flood.....	0	0	0	0	0	0	0	0	0	0	0	0
3. Farmowners multiple peril.....	0	0	0	0	0	0	0	0	0	0	0	0
4. Homeowners multiple peril.....	0	0	0	0	0	0	0	0	0	0	0	0
5.1 Commercial multiple peril (non-liability portion).....	0	0	0	0	0	0	0	0	0	0	0	0
5.2 Commercial multiple peril (liability portion).....	0	0	0	0	0	0	0	0	0	0	0	0
6. Mortgage guaranty.....	0	0	0	0	0	0	0	0	0	0	0	0
8. Ocean marine.....	0	0	0	0	0	0	0	0	0	0	0	0
9. Inland marine.....	0	0	0	0	0	0	0	0	0	0	0	0
10. Financial guaranty.....	0	0	0	0	0	0	0	0	0	0	0	0
11. Medical professional liability.....	0	0	0	0	0	0	0	0	0	0	0	0
12. Earthquake.....	0	0	0	0	0	0	0	0	0	0	0	0
13. Group accident and health (b).....	0	0	0	0	0	0	0	0	0	0	0	0
14. Credit A&H (group and individual).....	0	0	0	0	0	0	0	0	0	0	0	0
15.1 Collectively renewable A&H (b).....	0	0	0	0	0	0	0	0	0	0	0	0
15.2 Non-cancelable A&H (b).....	0	0	0	0	0	0	0	0	0	0	0	0
15.3 Guaranteed renewable A&H (b).....	0	0	0	0	0	0	0	0	0	0	0	0
15.4 Non-renewable for stated reasons only (b).....	0	0	0	0	0	0	0	0	0	0	0	0
15.5 Other accident only.....	0	0	0	0	0	0	0	0	0	0	0	0
15.6 Medicare Title XVIII exempt from state taxes or fees.....	0	0	0	0	0	0	0	0	0	0	0	0
15.7 All other A&H (b).....	0	0	0	0	0	0	0	0	0	0	0	0
15.8 Federal employees health benefits plan premium.....	0	0	0	0	0	0	0	0	0	0	0	0
16. Workers' compensation.....	0	0	0	0	0	0	0	0	0	0	0	0
17.1 Other liability-occurrence.....	0	0	0	0	0	0	0	0	0	0	0	0
17.2 Other liability-claims-made.....	0	0	0	0	0	0	0	0	0	0	0	0
17.3 Excess workers' compensation.....	0	0	0	0	0	0	0	0	0	0	0	0
18. Products liability.....	0	0	0	0	0	0	0	0	0	0	0	0
19.1 Private passenger auto no-fault (personal injury protection).....	0	0	0	0	0	0	0	0	0	0	0	0
19.2 Other private passenger auto liability.....	0	0	0	0	0	0	0	0	0	0	0	0
19.3 Commercial auto no-fault (personal injury protection).....	0	0	0	0	0	0	0	0	0	0	0	0
19.4 Other commercial auto liability.....	0	0	0	0	0	0	0	0	0	0	0	0
21.1 Private passenger auto physical damage.....	0	0	0	0	0	0	0	0	0	0	0	0
21.2 Commercial auto physical damage.....	0	0	0	0	0	0	0	0	0	0	0	0
22. Aircraft (all perils).....	0	0	0	0	0	0	0	0	0	0	0	0
23. Fidelity.....	0	0	0	0	0	0	0	0	0	0	0	0
24. Surety.....	0	0	0	0	0	0	0	0	0	0	0	0
26. Burglary and theft.....	0	0	0	0	0	0	0	0	0	0	0	0
27. Boiler and machinery.....	0	0	0	0	0	0	0	0	0	0	0	0
28. Credit.....	0	0	0	0	0	0	0	0	0	0	0	0
30. Warranty.....	0	0	0	0	0	0	0	0	0	0	0	0
34. Aggregate write-ins for other lines of business.....	0	0	0	0	0	0	0	0	0	0	0	15,683
35. TOTALS (a).....	0	0	0	0	0	0	0	0	0	0	0	15,683

DETAILS OF WRITE-INS

3401. MISCELLANEOUS.....	0	0	0	0	0	0	0	0	0	0	0	15,683
3402.	0	0	0	0	0	0	0	0	0	0	0	0
3403.	0	0	0	0	0	0	0	0	0	0	0	0
3498. Summary of remaining write-ins for Line 34 from overflow page.....	0	0	0	0	0	0	0	0	0	0	0	0
3499. TOTALS (Lines 3401 through 3403 plus 3498) (Line 34 above).....	0	0	0	0	0	0	0	0	0	0	0	15,683

(a) Finance and service charges not included in Lines 1 to 35 \$.....0.

(b) For health business on indicated lines report: Number of persons insured under PPO managed care products.....0 and number of persons insured under indemnity only products.....0.

19.MA

EXHIBIT OF PREMIUMS AND LOSSES (Statutory Page 14)



NAIC Group Code.....241 NAIC Company Code...40169

BUSINESS IN THE STATE OF MARYLAND DURING THE YEAR

Line of Business	Gross Premiums, Including Policy and Membership Fees, Less Return Premiums and Premiums on Policies not Taken		3 Dividends Paid or Credited to Policyholders on Direct Business	4 Direct Unearned Premium Reserves	5 Direct Losses Paid (deducting salvage)	6 Direct Losses Incurred	7 Direct Losses Unpaid	8 Direct Defense and Cost Containment Expense Paid	9 Direct Defense and Cost Containment Expense Incurred	10 Direct Defense and Cost Containment Expense Unpaid	11 Commissions and Brokerage Expenses	12 Taxes, Licenses and Fees
	1 Direct Premiums Written	2 Direct Premiums Earned										
1. Fire.....	0	0	0	0	0	0	0	0	0	0	0	0
2.1 Allied lines.....	0	0	0	0	0	0	0	0	0	0	0	0
2.2 Multiple peril crop.....	0	0	0	0	0	0	0	0	0	0	0	0
2.3 Federal flood.....	0	0	0	0	0	0	0	0	0	0	0	0
2.4 Private crop.....	0	0	0	0	0	0	0	0	0	0	0	0
2.5 Private flood.....	0	0	0	0	0	0	0	0	0	0	0	0
3. Farmowners multiple peril.....	0	0	0	0	0	0	0	0	0	0	0	0
4. Homeowners multiple peril.....	0	0	0	0	0	0	0	0	0	0	0	0
5.1 Commercial multiple peril (non-liability portion).....	0	0	0	0	0	0	0	0	0	0	0	0
5.2 Commercial multiple peril (liability portion).....	0	0	0	0	0	0	0	0	0	0	0	0
6. Mortgage guaranty.....	0	0	0	0	0	0	0	0	0	0	0	0
8. Ocean marine.....	0	0	0	0	0	0	0	0	0	0	0	0
9. Inland marine.....	0	0	0	0	0	0	0	0	0	0	0	0
10. Financial guaranty.....	0	0	0	0	0	0	0	0	0	0	0	0
11. Medical professional liability.....	0	0	0	0	0	0	0	0	0	0	0	0
12. Earthquake.....	0	0	0	0	0	0	0	0	0	0	0	0
13. Group accident and health (b).....	0	0	0	0	0	0	0	0	0	0	0	0
14. Credit A&H (group and individual).....	0	0	0	0	0	0	0	0	0	0	0	0
15.1 Collectively renewable A&H (b).....	0	0	0	0	0	0	0	0	0	0	0	0
15.2 Non-cancelable A&H (b).....	0	0	0	0	0	0	0	0	0	0	0	0
15.3 Guaranteed renewable A&H (b).....	0	0	0	0	0	0	0	0	0	0	0	0
15.4 Non-renewable for stated reasons only (b).....	0	0	0	0	0	0	0	0	0	0	0	0
15.5 Other accident only.....	0	0	0	0	0	0	0	0	0	0	0	0
15.6 Medicare Title XVIII exempt from state taxes or fees.....	0	0	0	0	0	0	0	0	0	0	0	0
15.7 All other A&H (b).....	0	0	0	0	0	0	0	0	0	0	0	0
15.8 Federal employees health benefits plan premium.....	0	0	0	0	0	0	0	0	0	0	0	0
16. Workers' compensation.....	0	0	0	0	0	0	0	0	0	0	0	0
17.1 Other liability-occurrence.....	0	0	0	0	0	0	0	0	0	0	0	0
17.2 Other liability-claims-made.....	0	0	0	0	0	0	0	0	0	0	0	0
17.3 Excess workers' compensation.....	0	0	0	0	0	0	0	0	0	0	0	0
18. Products liability.....	0	0	0	0	0	0	0	0	0	0	0	0
19.1 Private passenger auto no-fault (personal injury protection).....	122,231	116,834	0	50,596	86,531	106,651	30,803	0	3,437	6,260	13,043	2,582
19.2 Other private passenger auto liability.....	921,109	880,044	0	400,739	594,402	704,725	525,340	10,929	18,265	39,334	95,145	19,446
19.3 Commercial auto no-fault (personal injury protection).....	0	0	0	0	0	0	0	0	0	0	0	0
19.4 Other commercial auto liability.....	0	0	0	0	0	0	0	0	0	0	0	0
21.1 Private passenger auto physical damage.....	678,533	670,714	0	277,467	290,332	321,230	28,043	1,300	569	(423)	65,828	14,329
21.2 Commercial auto physical damage.....	0	0	0	0	0	0	0	0	0	0	0	0
22. Aircraft (all perils).....	0	0	0	0	0	0	0	0	0	0	0	0
23. Fidelity.....	0	0	0	0	0	0	0	0	0	0	0	0
24. Surety.....	0	0	0	0	0	0	0	0	0	0	0	0
26. Burglary and theft.....	0	0	0	0	0	0	0	0	0	0	0	0
27. Boiler and machinery.....	0	0	0	0	0	0	0	0	0	0	0	0
28. Credit.....	0	0	0	0	0	0	0	0	0	0	0	0
30. Warranty.....	0	0	0	0	0	0	0	0	0	0	0	0
34. Aggregate write-ins for other lines of business.....	0	0	0	0	0	0	0	0	0	0	0	0
35. TOTALS (a).....	1,721,873	1,667,592	0	728,802	971,265	1,132,606	584,186	12,229	22,271	45,171	174,016	36,357

DETAILS OF WRITE-INS

3401. MISCELLANEOUS.....	0	0	0	0	0	0	0	0	0	0	0	0
3402.	0	0	0	0	0	0	0	0	0	0	0	0
3403.	0	0	0	0	0	0	0	0	0	0	0	0
3498. Summary of remaining write-ins for Line 34 from overflow page.....	0	0	0	0	0	0	0	0	0	0	0	0
3499. TOTALS (Lines 3401 through 3403 plus 3498) (Line 34 above).....	0	0	0	0	0	0	0	0	0	0	0	0

(a) Finance and service charges not included in Lines 1 to 35 \$....4,408.

(b) For health business on indicated lines report: Number of persons insured under PPO managed care products.....0 and number of persons insured under indemnity only products.....0.

19.MD

EXHIBIT OF PREMIUMS AND LOSSES (Statutory Page 14)



NAIC Group Code.....241 NAIC Company Code....40169

BUSINESS IN THE STATE OF MAINE DURING THE YEAR

Line of Business	Gross Premiums, Including Policy and Membership Fees, Less Return Premiums and Premiums on Policies not Taken		3 Dividends Paid or Credited to Policyholders on Direct Business	4 Direct Unearned Premium Reserves	5 Direct Losses Paid (deducting salvage)	6 Direct Losses Incurred	7 Direct Losses Unpaid	8 Direct Defense and Cost Containment Expense Paid	9 Direct Defense and Cost Containment Expense Incurred	10 Direct Defense and Cost Containment Expense Unpaid	11 Commissions and Brokerage Expenses	12 Taxes, Licenses and Fees
	1 Direct Premiums Written	2 Direct Premiums Earned										
1. Fire.....	0	0	0	0	0	0	0	0	0	0	0	0
2.1 Allied lines.....	0	0	0	0	0	0	0	0	0	0	0	0
2.2 Multiple peril crop.....	0	0	0	0	0	0	0	0	0	0	0	0
2.3 Federal flood.....	0	0	0	0	0	0	0	0	0	0	0	0
2.4 Private crop.....	0	0	0	0	0	0	0	0	0	0	0	0
2.5 Private flood.....	0	0	0	0	0	0	0	0	0	0	0	0
3. Farmowners multiple peril.....	0	0	0	0	0	0	0	0	0	0	0	0
4. Homeowners multiple peril.....	0	0	0	0	0	0	0	0	0	0	0	0
5.1 Commercial multiple peril (non-liability portion).....	0	0	0	0	0	0	0	0	0	0	0	0
5.2 Commercial multiple peril (liability portion).....	0	0	0	0	0	0	0	0	0	0	0	0
6. Mortgage guaranty.....	0	0	0	0	0	0	0	0	0	0	0	0
8. Ocean marine.....	0	0	0	0	0	0	0	0	0	0	0	0
9. Inland marine.....	0	0	0	0	0	0	0	0	0	0	0	0
10. Financial guaranty.....	0	0	0	0	0	0	0	0	0	0	0	0
11. Medical professional liability.....	0	0	0	0	0	0	0	0	0	0	0	0
12. Earthquake.....	0	0	0	0	0	0	0	0	0	0	0	0
13. Group accident and health (b).....	0	0	0	0	0	0	0	0	0	0	0	0
14. Credit A&H (group and individual).....	0	0	0	0	0	0	0	0	0	0	0	0
15.1 Collectively renewable A&H (b).....	0	0	0	0	0	0	0	0	0	0	0	0
15.2 Non-cancelable A&H (b).....	0	0	0	0	0	0	0	0	0	0	0	0
15.3 Guaranteed renewable A&H (b).....	0	0	0	0	0	0	0	0	0	0	0	0
15.4 Non-renewable for stated reasons only (b).....	0	0	0	0	0	0	0	0	0	0	0	0
15.5 Other accident only.....	0	0	0	0	0	0	0	0	0	0	0	0
15.6 Medicare Title XVIII exempt from state taxes or fees.....	0	0	0	0	0	0	0	0	0	0	0	0
15.7 All other A&H (b).....	0	0	0	0	0	0	0	0	0	0	0	0
15.8 Federal employees health benefits plan premium.....	0	0	0	0	0	0	0	0	0	0	0	0
16. Workers' compensation.....	0	0	0	0	0	0	0	0	0	0	0	0
17.1 Other liability-occurrence.....	0	0	0	0	0	0	0	0	0	0	0	0
17.2 Other liability-claims-made.....	0	0	0	0	0	0	0	0	0	0	0	0
17.3 Excess workers' compensation.....	0	0	0	0	0	0	0	0	0	0	0	0
18. Products liability.....	0	0	0	0	0	0	0	0	0	0	0	0
19.1 Private passenger auto no-fault (personal injury protection).....	0	0	0	0	0	0	0	0	0	0	0	0
19.2 Other private passenger auto liability.....	6,169,937	6,121,587	1,793	2,012,532	2,970,748	3,315,287	4,094,665	41,521	61,662	331,469	336,852	121,563
19.3 Commercial auto no-fault (personal injury protection).....	0	0	0	0	0	0	0	0	0	0	0	0
19.4 Other commercial auto liability.....	0	0	0	0	0	0	0	0	0	0	0	0
21.1 Private passenger auto physical damage.....	6,890,328	6,761,235	2,002	2,244,000	4,114,970	4,202,273	173,735	5,661	5,610	1,080	375,046	135,819
21.2 Commercial auto physical damage.....	0	0	0	0	0	0	0	0	0	0	0	0
22. Aircraft (all perils).....	0	0	0	0	0	0	0	0	0	0	0	0
23. Fidelity.....	0	0	0	0	0	0	0	0	0	0	0	0
24. Surety.....	0	0	0	0	0	0	0	0	0	0	0	0
26. Burglary and theft.....	0	0	0	0	0	0	0	0	0	0	0	0
27. Boiler and machinery.....	0	0	0	0	0	0	0	0	0	0	0	0
28. Credit.....	0	0	0	0	0	0	0	0	0	0	0	0
30. Warranty.....	0	0	0	0	0	0	0	0	0	0	0	0
34. Aggregate write-ins for other lines of business.....	0	0	0	0	0	0	0	0	0	0	0	0
35. TOTALS (a).....	13,060,265	12,882,822	3,795	4,256,532	7,085,718	7,517,560	4,268,400	47,182	67,272	332,549	711,898	257,382

DETAILS OF WRITE-INS

3401. MISCELLANEOUS.....	0	0	0	0	0	0	0	0	0	0	0	0
3402.	0	0	0	0	0	0	0	0	0	0	0	0
3403.	0	0	0	0	0	0	0	0	0	0	0	0
3498. Summary of remaining write-ins for Line 34 from overflow page.....	0	0	0	0	0	0	0	0	0	0	0	0
3499. TOTALS (Lines 3401 through 3403 plus 3498) (Line 34 above).....	0	0	0	0	0	0	0	0	0	0	0	0

(a) Finance and service charges not included in Lines 1 to 35 \$... 25,924.

(b) For health business on indicated lines report: Number of persons insured under PPO managed care products.....0 and number of persons insured under indemnity only products.....0.

19.ME

EXHIBIT OF PREMIUMS AND LOSSES (Statutory Page 14)



NAIC Group Code.....241 NAIC Company Code...40169

BUSINESS IN THE STATE OF MICHIGAN DURING THE YEAR

Line of Business	Gross Premiums, Including Policy and Membership Fees, Less Return Premiums and Premiums on Policies not Taken		3 Dividends Paid or Credited to Policyholders on Direct Business	4 Direct Unearned Premium Reserves	5 Direct Losses Paid (deducting salvage)	6 Direct Losses Incurred	7 Direct Losses Unpaid	8 Direct Defense and Cost Containment Expense Paid	9 Direct Defense and Cost Containment Expense Incurred	10 Direct Defense and Cost Containment Expense Unpaid	11 Commissions and Brokerage Expenses	12 Taxes, Licenses and Fees
	1 Direct Premiums Written	2 Direct Premiums Earned										
1. Fire.....	0	0	0	0	0	0	0	0	0	0	0	0
2.1 Allied lines.....	0	0	0	0	0	0	0	0	0	0	0	0
2.2 Multiple peril crop.....	0	0	0	0	0	0	0	0	0	0	0	0
2.3 Federal flood.....	0	0	0	0	0	0	0	0	0	0	0	0
2.4 Private crop.....	0	0	0	0	0	0	0	0	0	0	0	0
2.5 Private flood.....	0	0	0	0	0	0	0	0	0	0	0	0
3. Farmowners multiple peril.....	0	0	0	0	0	0	0	0	0	0	0	0
4. Homeowners multiple peril.....	0	0	0	0	0	0	0	0	0	0	0	0
5.1 Commercial multiple peril (non-liability portion).....	0	0	0	0	0	0	0	0	0	0	0	0
5.2 Commercial multiple peril (liability portion).....	0	0	0	0	0	0	0	0	0	0	0	0
6. Mortgage guaranty.....	0	0	0	0	0	0	0	0	0	0	0	0
8. Ocean marine.....	0	0	0	0	0	0	0	0	0	0	0	0
9. Inland marine.....	0	0	0	0	0	0	0	0	0	0	0	0
10. Financial guaranty.....	0	0	0	0	0	0	0	0	0	0	0	0
11. Medical professional liability.....	0	0	0	0	0	0	0	0	0	0	0	0
12. Earthquake.....	0	0	0	0	0	0	0	0	0	0	0	0
13. Group accident and health (b).....	0	0	0	0	0	0	0	0	0	0	0	0
14. Credit A&H (group and individual).....	0	0	0	0	0	0	0	0	0	0	0	0
15.1 Collectively renewable A&H (b).....	0	0	0	0	0	0	0	0	0	0	0	0
15.2 Non-cancelable A&H (b).....	0	0	0	0	0	0	0	0	0	0	0	0
15.3 Guaranteed renewable A&H (b).....	0	0	0	0	0	0	0	0	0	0	0	0
15.4 Non-renewable for stated reasons only (b).....	0	0	0	0	0	0	0	0	0	0	0	0
15.5 Other accident only.....	0	0	0	0	0	0	0	0	0	0	0	0
15.6 Medicare Title XVIII exempt from state taxes or fees.....	0	0	0	0	0	0	0	0	0	0	0	0
15.7 All other A&H (b).....	0	0	0	0	0	0	0	0	0	0	0	0
15.8 Federal employees health benefits plan premium.....	0	0	0	0	0	0	0	0	0	0	0	0
16. Workers' compensation.....	0	0	0	0	0	0	0	0	0	0	0	0
17.1 Other liability-occurrence.....	0	0	0	0	0	0	0	0	0	0	0	0
17.2 Other liability-claims-made.....	0	0	0	0	0	0	0	0	0	0	0	0
17.3 Excess workers' compensation.....	0	0	0	0	0	0	0	0	0	0	0	0
18. Products liability.....	0	0	0	0	0	0	0	0	0	0	0	0
19.1 Private passenger auto no-fault (personal injury protection).....	0	0	0	0	0	0	0	0	0	0	0	0
19.2 Other private passenger auto liability.....	0	0	0	0	0	0	0	0	0	0	0	0
19.3 Commercial auto no-fault (personal injury protection).....	0	0	0	0	0	0	0	0	0	0	0	0
19.4 Other commercial auto liability.....	0	0	0	0	0	0	0	0	0	0	0	0
21.1 Private passenger auto physical damage.....	0	0	0	0	0	0	0	0	0	0	0	0
21.2 Commercial auto physical damage.....	0	0	0	0	0	0	0	0	0	0	0	0
22. Aircraft (all perils).....	0	0	0	0	0	0	0	0	0	0	0	0
23. Fidelity.....	0	0	0	0	0	0	0	0	0	0	0	0
24. Surety.....	0	0	0	0	0	0	0	0	0	0	0	0
26. Burglary and theft.....	0	0	0	0	0	0	0	0	0	0	0	0
27. Boiler and machinery.....	0	0	0	0	0	0	0	0	0	0	0	0
28. Credit.....	0	0	0	0	0	0	0	0	0	0	0	0
30. Warranty.....	0	0	0	0	0	0	0	0	0	0	0	0
34. Aggregate write-ins for other lines of business.....	0	0	0	0	0	0	0	0	0	0	0	0
35. TOTALS (a).....	0	0	0	0	0	0	0	0	0	0	0	0

DETAILS OF WRITE-INS

3401. MISCELLANEOUS.....	0	0	0	0	0	0	0	0	0	0	0	0
3402.	0	0	0	0	0	0	0	0	0	0	0	0
3403.	0	0	0	0	0	0	0	0	0	0	0	0
3498. Summary of remaining write-ins for Line 34 from overflow page.....	0	0	0	0	0	0	0	0	0	0	0	0
3499. TOTALS (Lines 3401 through 3403 plus 3498) (Line 34 above).....	0	0	0	0	0	0	0	0	0	0	0	0

(a) Finance and service charges not included in Lines 1 to 35 \$.....0.

(b) For health business on indicated lines report: Number of persons insured under PPO managed care products.....0 and number of persons insured under indemnity only products.....0.

19 MI

EXHIBIT OF PREMIUMS AND LOSSES (Statutory Page 14)



NAIC Group Code.....241 NAIC Company Code...40169

BUSINESS IN THE STATE OF MINNESOTA DURING THE YEAR

19.NM

Line of Business	Gross Premiums, Including Policy and Membership Fees, Less Return Premiums and Premiums on Policies not Taken		3 Dividends Paid or Credited to Policyholders on Direct Business	4 Direct Unearned Premium Reserves	5 Direct Losses Paid (deducting salvage)	6 Direct Losses Incurred	7 Direct Losses Unpaid	8 Direct Defense and Cost Containment Expense Paid	9 Direct Defense and Cost Containment Expense Incurred	10 Direct Defense and Cost Containment Expense Unpaid	11 Commissions and Brokerage Expenses	12 Taxes, Licenses and Fees
	1 Direct Premiums Written	2 Direct Premiums Earned										
1. Fire.....	0	0	0	0	0	0	0	0	0	0	0	0
2.1 Allied lines.....	0	0	0	0	0	0	0	0	0	0	0	0
2.2 Multiple peril crop.....	0	0	0	0	0	0	0	0	0	0	0	0
2.3 Federal flood.....	0	0	0	0	0	0	0	0	0	0	0	0
2.4 Private crop.....	0	0	0	0	0	0	0	0	0	0	0	0
2.5 Private flood.....	0	0	0	0	0	0	0	0	0	0	0	0
3. Farmowners multiple peril.....	0	0	0	0	0	0	0	0	0	0	0	0
4. Homeowners multiple peril.....	0	0	0	0	0	0	0	0	0	0	0	0
5.1 Commercial multiple peril (non-liability portion).....	0	0	0	0	0	0	0	0	0	0	0	0
5.2 Commercial multiple peril (liability portion).....	0	0	0	0	0	0	0	0	0	0	0	0
6. Mortgage guaranty.....	0	0	0	0	0	0	0	0	0	0	0	0
8. Ocean marine.....	0	0	0	0	0	0	0	0	0	0	0	0
9. Inland marine.....	0	0	0	0	0	0	0	0	0	0	0	0
10. Financial guaranty.....	0	0	0	0	0	0	0	0	0	0	0	0
11. Medical professional liability.....	0	0	0	0	0	0	0	0	0	0	0	0
12. Earthquake.....	0	0	0	0	0	0	0	0	0	0	0	0
13. Group accident and health (b).....	0	0	0	0	0	0	0	0	0	0	0	0
14. Credit A&H (group and individual).....	0	0	0	0	0	0	0	0	0	0	0	0
15.1 Collectively renewable A&H (b).....	0	0	0	0	0	0	0	0	0	0	0	0
15.2 Non-cancelable A&H (b).....	0	0	0	0	0	0	0	0	0	0	0	0
15.3 Guaranteed renewable A&H (b).....	0	0	0	0	0	0	0	0	0	0	0	0
15.4 Non-renewable for stated reasons only (b).....	0	0	0	0	0	0	0	0	0	0	0	0
15.5 Other accident only.....	0	0	0	0	0	0	0	0	0	0	0	0
15.6 Medicare Title XVIII exempt from state taxes or fees.....	0	0	0	0	0	0	0	0	0	0	0	0
15.7 All other A&H (b).....	0	0	0	0	0	0	0	0	0	0	0	0
15.8 Federal employees health benefits plan premium.....	0	0	0	0	0	0	0	0	0	0	0	0
16. Workers' compensation.....	0	0	0	0	0	0	0	0	0	0	0	0
17.1 Other liability-occurrence.....	0	0	0	0	0	0	0	0	0	0	0	0
17.2 Other liability-claims-made.....	0	0	0	0	0	0	0	0	0	0	0	0
17.3 Excess workers' compensation.....	0	0	0	0	0	0	0	0	0	0	0	0
18. Products liability.....	0	0	0	0	0	0	0	0	0	0	0	0
19.1 Private passenger auto no-fault (personal injury protection).....	2,699,637	2,728,264	176	922,399	1,388,227	1,316,924	839,762	25,420	(45,808)	170,652	132,855	52,556
19.2 Other private passenger auto liability.....	5,606,637	5,842,407	366	1,925,454	3,614,388	3,313,720	5,810,194	191,361	171,438	479,107	275,939	109,150
19.3 Commercial auto no-fault (personal injury protection).....	0	0	0	0	0	0	0	0	0	0	0	0
19.4 Other commercial auto liability.....	0	0	0	0	0	0	0	0	0	0	0	0
21.1 Private passenger auto physical damage.....	7,302,844	7,578,614	477	2,487,526	4,193,212	4,140,814	(79,823)	11,305	13,671	7,639	358,941	142,170
21.2 Commercial auto physical damage.....	0	0	0	0	0	0	0	0	0	0	0	0
22. Aircraft (all perils).....	0	0	0	0	0	0	0	0	0	0	0	0
23. Fidelity.....	0	0	0	0	0	0	0	0	0	0	0	0
24. Surety.....	0	0	0	0	0	0	0	0	0	0	0	0
26. Burglary and theft.....	0	0	0	0	0	0	0	0	0	0	0	0
27. Boiler and machinery.....	0	0	0	0	0	0	0	0	0	0	0	0
28. Credit.....	0	0	0	0	0	0	0	0	0	0	0	0
30. Warranty.....	0	0	0	0	0	0	0	0	0	0	0	0
34. Aggregate write-ins for other lines of business.....	0	0	0	0	0	0	0	0	0	0	0	0
35. TOTALS (a).....	15,609,118	16,149,285	1,019	5,335,379	9,195,827	8,771,458	6,570,133	228,086	139,301	657,398	767,735	303,876

DETAILS OF WRITE-INS

3401. MISCELLANEOUS.....	0	0	0	0	0	0	0	0	0	0	0	0
3402.	0	0	0	0	0	0	0	0	0	0	0	0
3403.	0	0	0	0	0	0	0	0	0	0	0	0
3498. Summary of remaining write-ins for Line 34 from overflow page.....	0	0	0	0	0	0	0	0	0	0	0	0
3499. TOTALS (Lines 3401 through 3403 plus 3498) (Line 34 above).....	0	0	0	0	0	0	0	0	0	0	0	0

(a) Finance and service charges not included in Lines 1 to 35 \$...22,271.

(b) For health business on indicated lines report: Number of persons insured under PPO managed care products.....0 and number of persons insured under indemnity only products.....0.

EXHIBIT OF PREMIUMS AND LOSSES (Statutory Page 14)



NAIC Group Code.....241 NAIC Company Code...40169

BUSINESS IN THE STATE OF MISSOURI DURING THE YEAR

19.MO

Line of Business	Gross Premiums, Including Policy and Membership Fees, Less Return Premiums and Premiums on Policies not Taken		3 Dividends Paid or Credited to Policyholders on Direct Business	4 Direct Unearned Premium Reserves	5 Direct Losses Paid (deducting salvage)	6 Direct Losses Incurred	7 Direct Losses Unpaid	8 Direct Defense and Cost Containment Expense Paid	9 Direct Defense and Cost Containment Expense Incurred	10 Direct Defense and Cost Containment Expense Unpaid	11 Commissions and Brokerage Expenses	12 Taxes, Licenses and Fees
	1 Direct Premiums Written	2 Direct Premiums Earned										
1. Fire.....	0	0	0	0	0	0	0	0	0	0	0	0
2.1 Allied lines.....	0	0	0	0	0	0	0	0	0	0	0	0
2.2 Multiple peril crop.....	0	0	0	0	0	0	0	0	0	0	0	0
2.3 Federal flood.....	0	0	0	0	0	0	0	0	0	0	0	0
2.4 Private crop.....	0	0	0	0	0	0	0	0	0	0	0	0
2.5 Private flood.....	0	0	0	0	0	0	0	0	0	0	0	0
3. Farmowners multiple peril.....	0	0	0	0	0	0	0	0	0	0	0	0
4. Homeowners multiple peril.....	0	0	0	0	0	0	0	0	0	0	0	0
5.1 Commercial multiple peril (non-liability portion).....	0	0	0	0	0	0	0	0	0	0	0	0
5.2 Commercial multiple peril (liability portion).....	0	0	0	0	0	0	0	0	0	0	0	0
6. Mortgage guaranty.....	0	0	0	0	0	0	0	0	0	0	0	0
8. Ocean marine.....	0	0	0	0	0	0	0	0	0	0	0	0
9. Inland marine.....	0	0	0	0	0	0	0	0	0	0	0	0
10. Financial guaranty.....	0	0	0	0	0	0	0	0	0	0	0	0
11. Medical professional liability.....	0	0	0	0	0	0	0	0	0	0	0	0
12. Earthquake.....	0	0	0	0	0	0	0	0	0	0	0	0
13. Group accident and health (b).....	0	0	0	0	0	0	0	0	0	0	0	0
14. Credit A&H (group and individual).....	0	0	0	0	0	0	0	0	0	0	0	0
15.1 Collectively renewable A&H (b).....	0	0	0	0	0	0	0	0	0	0	0	0
15.2 Non-cancelable A&H (b).....	0	0	0	0	0	0	0	0	0	0	0	0
15.3 Guaranteed renewable A&H (b).....	0	0	0	0	0	0	0	0	0	0	0	0
15.4 Non-renewable for stated reasons only (b).....	0	0	0	0	0	0	0	0	0	0	0	0
15.5 Other accident only.....	0	0	0	0	0	0	0	0	0	0	0	0
15.6 Medicare Title XVIII exempt from state taxes or fees.....	0	0	0	0	0	0	0	0	0	0	0	0
15.7 All other A&H (b).....	0	0	0	0	0	0	0	0	0	0	0	0
15.8 Federal employees health benefits plan premium.....	0	0	0	0	0	0	0	0	0	0	0	0
16. Workers' compensation.....	0	0	0	0	0	0	0	0	0	0	0	0
17.1 Other liability-occurrence.....	0	0	0	0	0	0	0	0	0	0	0	0
17.2 Other liability-claims-made.....	0	0	0	0	0	0	0	0	0	0	0	0
17.3 Excess workers' compensation.....	0	0	0	0	0	0	0	0	0	0	0	0
18. Products liability.....	0	0	0	0	0	0	0	0	0	0	0	0
19.1 Private passenger auto no-fault (personal injury protection).....	0	0	0	0	0	0	0	0	0	0	0	0
19.2 Other private passenger auto liability.....	50,087	53,748	0	13,131	60,329	22,675	66,393	6,810	3,597	5,837	359	1,799
19.3 Commercial auto no-fault (personal injury protection).....	0	0	0	0	0	0	0	0	0	0	0	0
19.4 Other commercial auto liability.....	0	0	0	0	0	0	0	0	0	0	0	0
21.1 Private passenger auto physical damage.....	48,428	51,463	0	11,971	10,249	5,660	16	0	112	24	349	1,732
21.2 Commercial auto physical damage.....	0	0	0	0	0	0	0	0	0	0	0	0
22. Aircraft (all perils).....	0	0	0	0	0	0	0	0	0	0	0	0
23. Fidelity.....	0	0	0	0	0	0	0	0	0	0	0	0
24. Surety.....	0	0	0	0	0	0	0	0	0	0	0	0
26. Burglary and theft.....	0	0	0	0	0	0	0	0	0	0	0	0
27. Boiler and machinery.....	0	0	0	0	0	0	0	0	0	0	0	0
28. Credit.....	0	0	0	0	0	0	0	0	0	0	0	0
30. Warranty.....	0	0	0	0	0	0	0	0	0	0	0	0
34. Aggregate write-ins for other lines of business.....	0	0	0	0	0	0	0	0	0	0	0	0
35. TOTALS (a).....	98,515	105,211	0	25,102	70,578	28,335	66,409	6,810	3,709	5,861	708	3,531

DETAILS OF WRITE-INS

3401. MISCELLANEOUS.....	0	0	0	0	0	0	0	0	0	0	0	0
3402.	0	0	0	0	0	0	0	0	0	0	0	0
3403.	0	0	0	0	0	0	0	0	0	0	0	0
3498. Summary of remaining write-ins for Line 34 from overflow page.....	0	0	0	0	0	0	0	0	0	0	0	0
3499. TOTALS (Lines 3401 through 3403 plus 3498) (Line 34 above).....	0	0	0	0	0	0	0	0	0	0	0	0

(a) Finance and service charges not included in Lines 1 to 35 \$.....0.

(b) For health business on indicated lines report: Number of persons insured under PPO managed care products.....0 and number of persons insured under indemnity only products.....0.

EXHIBIT OF PREMIUMS AND LOSSES (Statutory Page 14)



NAIC Group Code.....241 NAIC Company Code...40169

BUSINESS IN THE STATE OF MISSISSIPPI DURING THE YEAR

19.MS

Line of Business	Gross Premiums, Including Policy and Membership Fees, Less Return Premiums and Premiums on Policies not Taken		3 Dividends Paid or Credited to Policyholders on Direct Business	4 Direct Unearned Premium Reserves	5 Direct Losses Paid (deducting salvage)	6 Direct Losses Incurred	7 Direct Losses Unpaid	8 Direct Defense and Cost Containment Expense Paid	9 Direct Defense and Cost Containment Expense Incurred	10 Direct Defense and Cost Containment Expense Unpaid	11 Commissions and Brokerage Expenses	12 Taxes, Licenses and Fees
	1 Direct Premiums Written	2 Direct Premiums Earned										
1. Fire.....	0	0	0	0	0	0	0	0	0	0	0	0
2.1 Allied lines.....	0	0	0	0	0	0	0	0	0	0	0	0
2.2 Multiple peril crop.....	0	0	0	0	0	0	0	0	0	0	0	0
2.3 Federal flood.....	0	0	0	0	0	0	0	0	0	0	0	0
2.4 Private crop.....	0	0	0	0	0	0	0	0	0	0	0	0
2.5 Private flood.....	0	0	0	0	0	0	0	0	0	0	0	0
3. Farmowners multiple peril.....	0	0	0	0	0	0	0	0	0	0	0	0
4. Homeowners multiple peril.....	0	0	0	0	0	0	0	0	0	0	0	0
5.1 Commercial multiple peril (non-liability portion).....	0	0	0	0	0	0	0	0	0	0	0	0
5.2 Commercial multiple peril (liability portion).....	0	0	0	0	0	0	0	0	0	0	0	0
6. Mortgage guaranty.....	0	0	0	0	0	0	0	0	0	0	0	0
8. Ocean marine.....	0	0	0	0	0	0	0	0	0	0	0	0
9. Inland marine.....	0	0	0	0	0	0	0	0	0	0	0	0
10. Financial guaranty.....	0	0	0	0	0	0	0	0	0	0	0	0
11. Medical professional liability.....	0	0	0	0	0	0	0	0	0	0	0	0
12. Earthquake.....	0	0	0	0	0	0	0	0	0	0	0	0
13. Group accident and health (b).....	0	0	0	0	0	0	0	0	0	0	0	0
14. Credit A&H (group and individual).....	0	0	0	0	0	0	0	0	0	0	0	0
15.1 Collectively renewable A&H (b).....	0	0	0	0	0	0	0	0	0	0	0	0
15.2 Non-cancelable A&H (b).....	0	0	0	0	0	0	0	0	0	0	0	0
15.3 Guaranteed renewable A&H (b).....	0	0	0	0	0	0	0	0	0	0	0	0
15.4 Non-renewable for stated reasons only (b).....	0	0	0	0	0	0	0	0	0	0	0	0
15.5 Other accident only.....	0	0	0	0	0	0	0	0	0	0	0	0
15.6 Medicare Title XVIII exempt from state taxes or fees.....	0	0	0	0	0	0	0	0	0	0	0	0
15.7 All other A&H (b).....	0	0	0	0	0	0	0	0	0	0	0	0
15.8 Federal employees health benefits plan premium.....	0	0	0	0	0	0	0	0	0	0	0	0
16. Workers' compensation.....	0	0	0	0	0	0	0	0	0	0	0	0
17.1 Other liability-occurrence.....	0	0	0	0	0	0	0	0	0	0	0	0
17.2 Other liability-claims-made.....	0	0	0	0	0	0	0	0	0	0	0	0
17.3 Excess workers' compensation.....	0	0	0	0	0	0	0	0	0	0	0	0
18. Products liability.....	0	0	0	0	0	0	0	0	0	0	0	0
19.1 Private passenger auto no-fault (personal injury protection).....	0	0	0	0	0	0	0	0	0	0	0	0
19.2 Other private passenger auto liability.....	11,088,611	10,528,663	0	4,685,435	6,061,983	6,549,830	6,492,719	217,859	256,953	538,350	1,437,022	329,189
19.3 Commercial auto no-fault (personal injury protection).....	0	0	0	0	0	0	0	0	0	0	0	0
19.4 Other commercial auto liability.....	0	0	0	0	0	0	0	0	0	0	0	0
21.1 Private passenger auto physical damage.....	9,081,166	8,558,864	0	3,831,022	4,592,453	4,712,428	247,893	10,126	7,104	(1,544)	1,182,935	269,431
21.2 Commercial auto physical damage.....	0	0	0	0	0	0	0	0	0	0	0	0
22. Aircraft (all perils).....	0	0	0	0	0	0	0	0	0	0	0	0
23. Fidelity.....	0	0	0	0	0	0	0	0	0	0	0	0
24. Surety.....	0	0	0	0	0	0	0	0	0	0	0	0
26. Burglary and theft.....	0	0	0	0	0	0	0	0	0	0	0	0
27. Boiler and machinery.....	0	0	0	0	0	0	0	0	0	0	0	0
28. Credit.....	0	0	0	0	0	0	0	0	0	0	0	0
30. Warranty.....	0	0	0	0	0	0	0	0	0	0	0	0
34. Aggregate write-ins for other lines of business.....	0	0	0	0	0	0	0	0	0	0	0	0
35. TOTALS (a).....	20,169,777	19,087,527	0	8,516,457	10,654,436	11,262,258	6,740,612	227,985	264,057	536,806	2,619,957	598,620

DETAILS OF WRITE-INS

3401. MISCELLANEOUS.....	0	0	0	0	0	0	0	0	0	0	0	0
3402.	0	0	0	0	0	0	0	0	0	0	0	0
3403.	0	0	0	0	0	0	0	0	0	0	0	0
3498. Summary of remaining write-ins for Line 34 from overflow page.....	0	0	0	0	0	0	0	0	0	0	0	0
3499. TOTALS (Lines 3401 through 3403 plus 3498) (Line 34 above).....	0	0	0	0	0	0	0	0	0	0	0	0

(a) Finance and service charges not included in Lines 1 to 35 \$...63,160.

(b) For health business on indicated lines report: Number of persons insured under PPO managed care products.....0 and number of persons insured under indemnity only products.....0.

EXHIBIT OF PREMIUMS AND LOSSES (Statutory Page 14)



NAIC Group Code.....241 NAIC Company Code...40169

BUSINESS IN THE STATE OF MONTANA DURING THE YEAR

Line of Business	Gross Premiums, Including Policy and Membership Fees, Less Return Premiums and Premiums on Policies not Taken		3 Dividends Paid or Credited to Policyholders on Direct Business	4 Direct Unearned Premium Reserves	5 Direct Losses Paid (deducting salvage)	6 Direct Losses Incurred	7 Direct Losses Unpaid	8 Direct Defense and Cost Containment Expense Paid	9 Direct Defense and Cost Containment Expense Incurred	10 Direct Defense and Cost Containment Expense Unpaid	11 Commissions and Brokerage Expenses	12 Taxes, Licenses and Fees
	1 Direct Premiums Written	2 Direct Premiums Earned										
1. Fire.....	0	0	0	0	0	0	0	0	0	0	0	0
2.1 Allied lines.....	0	0	0	0	0	0	0	0	0	0	0	0
2.2 Multiple peril crop.....	0	0	0	0	0	0	0	0	0	0	0	0
2.3 Federal flood.....	0	0	0	0	0	0	0	0	0	0	0	0
2.4 Private crop.....	0	0	0	0	0	0	0	0	0	0	0	0
2.5 Private flood.....	0	0	0	0	0	0	0	0	0	0	0	0
3. Farmowners multiple peril.....	0	0	0	0	0	0	0	0	0	0	0	0
4. Homeowners multiple peril.....	0	0	0	0	0	0	0	0	0	0	0	0
5.1 Commercial multiple peril (non-liability portion).....	0	0	0	0	0	0	0	0	0	0	0	0
5.2 Commercial multiple peril (liability portion).....	0	0	0	0	0	0	0	0	0	0	0	0
6. Mortgage guaranty.....	0	0	0	0	0	0	0	0	0	0	0	0
8. Ocean marine.....	0	0	0	0	0	0	0	0	0	0	0	0
9. Inland marine.....	0	0	0	0	0	0	0	0	0	0	0	0
10. Financial guaranty.....	0	0	0	0	0	0	0	0	0	0	0	0
11. Medical professional liability.....	0	0	0	0	0	0	0	0	0	0	0	0
12. Earthquake.....	0	0	0	0	0	0	0	0	0	0	0	0
13. Group accident and health (b).....	0	0	0	0	0	0	0	0	0	0	0	0
14. Credit A&H (group and individual).....	0	0	0	0	0	0	0	0	0	0	0	0
15.1 Collectively renewable A&H (b).....	0	0	0	0	0	0	0	0	0	0	0	0
15.2 Non-cancelable A&H (b).....	0	0	0	0	0	0	0	0	0	0	0	0
15.3 Guaranteed renewable A&H (b).....	0	0	0	0	0	0	0	0	0	0	0	0
15.4 Non-renewable for stated reasons only (b).....	0	0	0	0	0	0	0	0	0	0	0	0
15.5 Other accident only.....	0	0	0	0	0	0	0	0	0	0	0	0
15.6 Medicare Title XVIII exempt from state taxes or fees.....	0	0	0	0	0	0	0	0	0	0	0	0
15.7 All other A&H (b).....	0	0	0	0	0	0	0	0	0	0	0	0
15.8 Federal employees health benefits plan premium.....	0	0	0	0	0	0	0	0	0	0	0	0
16. Workers' compensation.....	0	0	0	0	0	0	0	0	0	0	0	0
17.1 Other liability-occurrence.....	0	0	0	0	0	0	0	0	0	0	0	0
17.2 Other liability-claims-made.....	0	0	0	0	0	0	0	0	0	0	0	0
17.3 Excess workers' compensation.....	0	0	0	0	0	0	0	0	0	0	0	0
18. Products liability.....	0	0	0	0	0	0	0	0	0	0	0	0
19.1 Private passenger auto no-fault (personal injury protection).....	0	0	0	0	0	0	0	0	0	0	0	0
19.2 Other private passenger auto liability.....	0	0	0	0	0	0	0	0	0	0	0	0
19.3 Commercial auto no-fault (personal injury protection).....	0	0	0	0	0	0	0	0	0	0	0	0
19.4 Other commercial auto liability.....	0	0	0	0	0	0	0	0	0	0	0	0
21.1 Private passenger auto physical damage.....	0	0	0	0	0	0	0	0	0	0	0	0
21.2 Commercial auto physical damage.....	0	0	0	0	0	0	0	0	0	0	0	0
22. Aircraft (all perils).....	0	0	0	0	0	0	0	0	0	0	0	0
23. Fidelity.....	0	0	0	0	0	0	0	0	0	0	0	0
24. Surety.....	0	0	0	0	0	0	0	0	0	0	0	0
26. Burglary and theft.....	0	0	0	0	0	0	0	0	0	0	0	0
27. Boiler and machinery.....	0	0	0	0	0	0	0	0	0	0	0	0
28. Credit.....	0	0	0	0	0	0	0	0	0	0	0	0
30. Warranty.....	0	0	0	0	0	0	0	0	0	0	0	0
34. Aggregate write-ins for other lines of business.....	0	0	0	0	0	0	0	0	0	0	0	1,900
35. TOTALS (a).....	0	0	0	0	0	0	0	0	0	0	0	1,900

DETAILS OF WRITE-INS

3401. MISCELLANEOUS.....	0	0	0	0	0	0	0	0	0	0	0	1,900
3402.	0	0	0	0	0	0	0	0	0	0	0	0
3403.	0	0	0	0	0	0	0	0	0	0	0	0
3498. Summary of remaining write-ins for Line 34 from overflow page.....	0	0	0	0	0	0	0	0	0	0	0	0
3499. TOTALS (Lines 3401 through 3403 plus 3498) (Line 34 above).....	0	0	0	0	0	0	0	0	0	0	0	1,900

(a) Finance and service charges not included in Lines 1 to 35 \$.....0.

(b) For health business on indicated lines report: Number of persons insured under PPO managed care products.....0 and number of persons insured under indemnity only products.....0.

19.MT

EXHIBIT OF PREMIUMS AND LOSSES (Statutory Page 14)



NAIC Group Code.....241 NAIC Company Code...40169

BUSINESS IN THE STATE OF NORTH CAROLINA DURING THE YEAR

19.NC

Line of Business	Gross Premiums, Including Policy and Membership Fees, Less Return Premiums and Premiums on Policies not Taken		3 Dividends Paid or Credited to Policyholders on Direct Business	4 Direct Unearned Premium Reserves	5 Direct Losses Paid (deducting salvage)	6 Direct Losses Incurred	7 Direct Losses Unpaid	8 Direct Defense and Cost Containment Expense Paid	9 Direct Defense and Cost Containment Expense Incurred	10 Direct Defense and Cost Containment Expense Unpaid	11 Commissions and Brokerage Expenses	12 Taxes, Licenses and Fees
	1 Direct Premiums Written	2 Direct Premiums Earned										
1. Fire.....	0	0	0	0	0	0	0	0	0	0	0	0
2.1 Allied lines.....	0	0	0	0	0	0	0	0	0	0	0	0
2.2 Multiple peril crop.....	0	0	0	0	0	0	0	0	0	0	0	0
2.3 Federal flood.....	0	0	0	0	0	0	0	0	0	0	0	0
2.4 Private crop.....	0	0	0	0	0	0	0	0	0	0	0	0
2.5 Private flood.....	0	0	0	0	0	0	0	0	0	0	0	0
3. Farmowners multiple peril.....	0	0	0	0	0	0	0	0	0	0	0	0
4. Homeowners multiple peril.....	0	0	0	0	0	0	0	0	0	0	0	0
5.1 Commercial multiple peril (non-liability portion).....	0	0	0	0	0	0	0	0	0	0	0	0
5.2 Commercial multiple peril (liability portion).....	0	0	0	0	0	0	0	0	0	0	0	0
6. Mortgage guaranty.....	0	0	0	0	0	0	0	0	0	0	0	0
8. Ocean marine.....	0	0	0	0	0	0	0	0	0	0	0	0
9. Inland marine.....	0	0	0	0	0	0	0	0	0	0	0	0
10. Financial guaranty.....	0	0	0	0	0	0	0	0	0	0	0	0
11. Medical professional liability.....	0	0	0	0	0	0	0	0	0	0	0	0
12. Earthquake.....	0	0	0	0	0	0	0	0	0	0	0	0
13. Group accident and health (b).....	0	0	0	0	0	0	0	0	0	0	0	0
14. Credit A&H (group and individual).....	0	0	0	0	0	0	0	0	0	0	0	0
15.1 Collectively renewable A&H (b).....	0	0	0	0	0	0	0	0	0	0	0	0
15.2 Non-cancelable A&H (b).....	0	0	0	0	0	0	0	0	0	0	0	0
15.3 Guaranteed renewable A&H (b).....	0	0	0	0	0	0	0	0	0	0	0	0
15.4 Non-renewable for stated reasons only (b).....	0	0	0	0	0	0	0	0	0	0	0	0
15.5 Other accident only.....	0	0	0	0	0	0	0	0	0	0	0	0
15.6 Medicare Title XVIII exempt from state taxes or fees.....	0	0	0	0	0	0	0	0	0	0	0	0
15.7 All other A&H (b).....	0	0	0	0	0	0	0	0	0	0	0	0
15.8 Federal employees health benefits plan premium.....	0	0	0	0	0	0	0	0	0	0	0	0
16. Workers' compensation.....	0	0	0	0	0	0	0	0	0	0	0	0
17.1 Other liability-occurrence.....	0	0	0	0	0	0	0	0	0	0	0	0
17.2 Other liability-claims-made.....	0	0	0	0	0	0	0	0	0	0	0	0
17.3 Excess workers' compensation.....	0	0	0	0	0	0	0	0	0	0	0	0
18. Products liability.....	0	0	0	0	0	0	0	0	0	0	0	0
19.1 Private passenger auto no-fault (personal injury protection).....	0	0	0	0	0	0	0	0	0	0	0	0
19.2 Other private passenger auto liability.....	0	0	0	0	0	0	0	0	0	0	0	0
19.3 Commercial auto no-fault (personal injury protection).....	0	0	0	0	0	0	0	0	0	0	0	0
19.4 Other commercial auto liability.....	0	0	0	0	0	0	0	0	0	0	0	0
21.1 Private passenger auto physical damage.....	0	0	0	0	0	0	0	0	0	0	0	0
21.2 Commercial auto physical damage.....	0	0	0	0	0	0	0	0	0	0	0	0
22. Aircraft (all perils).....	0	0	0	0	0	0	0	0	0	0	0	0
23. Fidelity.....	0	0	0	0	0	0	0	0	0	0	0	0
24. Surety.....	0	0	0	0	0	0	0	0	0	0	0	0
26. Burglary and theft.....	0	0	0	0	0	0	0	0	0	0	0	0
27. Boiler and machinery.....	0	0	0	0	0	0	0	0	0	0	0	0
28. Credit.....	0	0	0	0	0	0	0	0	0	0	0	0
30. Warranty.....	0	0	0	0	0	0	0	0	0	0	0	0
34. Aggregate write-ins for other lines of business.....	0	0	0	0	0	0	0	0	0	0	0	2,500
35. TOTALS (a).....	0	0	0	0	0	0	0	0	0	0	0	2,500

DETAILS OF WRITE-INS

3401. MISCELLANEOUS.....	0	0	0	0	0	0	0	0	0	0	0	2,500
3402.	0	0	0	0	0	0	0	0	0	0	0	0
3403.	0	0	0	0	0	0	0	0	0	0	0	0
3498. Summary of remaining write-ins for Line 34 from overflow page.....	0	0	0	0	0	0	0	0	0	0	0	0
3499. TOTALS (Lines 3401 through 3403 plus 3498) (Line 34 above).....	0	0	0	0	0	0	0	0	0	0	0	2,500

(a) Finance and service charges not included in Lines 1 to 35 \$.....0.

(b) For health business on indicated lines report: Number of persons insured under PPO managed care products.....0 and number of persons insured under indemnity only products.....0.

EXHIBIT OF PREMIUMS AND LOSSES (Statutory Page 14)



NAIC Group Code.....241 NAIC Company Code...40169

BUSINESS IN THE STATE OF NORTH DAKOTA DURING THE YEAR

19.ND

Line of Business	Gross Premiums, Including Policy and Membership Fees, Less Return Premiums and Premiums on Policies not Taken		3 Dividends Paid or Credited to Policyholders on Direct Business	4 Direct Unearned Premium Reserves	5 Direct Losses Paid (deducting salvage)	6 Direct Losses Incurred	7 Direct Losses Unpaid	8 Direct Defense and Cost Containment Expense Paid	9 Direct Defense and Cost Containment Expense Incurred	10 Direct Defense and Cost Containment Expense Unpaid	11 Commissions and Brokerage Expenses	12 Taxes, Licenses and Fees
	1 Direct Premiums Written	2 Direct Premiums Earned										
1. Fire.....	0	0	0	0	0	0	0	0	0	0	0	0
2.1 Allied lines.....	0	0	0	0	0	0	0	0	0	0	0	0
2.2 Multiple peril crop.....	0	0	0	0	0	0	0	0	0	0	0	0
2.3 Federal flood.....	0	0	0	0	0	0	0	0	0	0	0	0
2.4 Private crop.....	0	0	0	0	0	0	0	0	0	0	0	0
2.5 Private flood.....	0	0	0	0	0	0	0	0	0	0	0	0
3. Farmowners multiple peril.....	0	0	0	0	0	0	0	0	0	0	0	0
4. Homeowners multiple peril.....	0	0	0	0	0	0	0	0	0	0	0	0
5.1 Commercial multiple peril (non-liability portion).....	0	0	0	0	0	0	0	0	0	0	0	0
5.2 Commercial multiple peril (liability portion).....	0	0	0	0	0	0	0	0	0	0	0	0
6. Mortgage guaranty.....	0	0	0	0	0	0	0	0	0	0	0	0
8. Ocean marine.....	0	0	0	0	0	0	0	0	0	0	0	0
9. Inland marine.....	0	0	0	0	0	0	0	0	0	0	0	0
10. Financial guaranty.....	0	0	0	0	0	0	0	0	0	0	0	0
11. Medical professional liability.....	0	0	0	0	0	0	0	0	0	0	0	0
12. Earthquake.....	0	0	0	0	0	0	0	0	0	0	0	0
13. Group accident and health (b).....	0	0	0	0	0	0	0	0	0	0	0	0
14. Credit A&H (group and individual).....	0	0	0	0	0	0	0	0	0	0	0	0
15.1 Collectively renewable A&H (b).....	0	0	0	0	0	0	0	0	0	0	0	0
15.2 Non-cancelable A&H (b).....	0	0	0	0	0	0	0	0	0	0	0	0
15.3 Guaranteed renewable A&H (b).....	0	0	0	0	0	0	0	0	0	0	0	0
15.4 Non-renewable for stated reasons only (b).....	0	0	0	0	0	0	0	0	0	0	0	0
15.5 Other accident only.....	0	0	0	0	0	0	0	0	0	0	0	0
15.6 Medicare Title XVIII exempt from state taxes or fees.....	0	0	0	0	0	0	0	0	0	0	0	0
15.7 All other A&H (b).....	0	0	0	0	0	0	0	0	0	0	0	0
15.8 Federal employees health benefits plan premium.....	0	0	0	0	0	0	0	0	0	0	0	0
16. Workers' compensation.....	0	0	0	0	0	0	0	0	0	0	0	0
17.1 Other liability-occurrence.....	0	0	0	0	0	0	0	0	0	0	0	0
17.2 Other liability-claims-made.....	0	0	0	0	0	0	0	0	0	0	0	0
17.3 Excess workers' compensation.....	0	0	0	0	0	0	0	0	0	0	0	0
18. Products liability.....	0	0	0	0	0	0	0	0	0	0	0	0
19.1 Private passenger auto no-fault (personal injury protection).....	0	0	0	0	0	0	0	0	0	0	0	0
19.2 Other private passenger auto liability.....	0	0	0	0	0	0	0	0	0	0	0	0
19.3 Commercial auto no-fault (personal injury protection).....	0	0	0	0	0	0	0	0	0	0	0	0
19.4 Other commercial auto liability.....	0	0	0	0	0	0	0	0	0	0	0	0
21.1 Private passenger auto physical damage.....	0	0	0	0	0	0	0	0	0	0	0	0
21.2 Commercial auto physical damage.....	0	0	0	0	0	0	0	0	0	0	0	0
22. Aircraft (all perils).....	0	0	0	0	0	0	0	0	0	0	0	0
23. Fidelity.....	0	0	0	0	0	0	0	0	0	0	0	0
24. Surety.....	0	0	0	0	0	0	0	0	0	0	0	0
26. Burglary and theft.....	0	0	0	0	0	0	0	0	0	0	0	0
27. Boiler and machinery.....	0	0	0	0	0	0	0	0	0	0	0	0
28. Credit.....	0	0	0	0	0	0	0	0	0	0	0	0
30. Warranty.....	0	0	0	0	0	0	0	0	0	0	0	0
34. Aggregate write-ins for other lines of business.....	0	0	0	0	0	0	0	0	0	0	0	353
35. TOTALS (a).....	0	0	0	0	0	0	0	0	0	0	0	353

DETAILS OF WRITE-INS

3401. MISCELLANEOUS.....	0	0	0	0	0	0	0	0	0	0	0	353
3402.	0	0	0	0	0	0	0	0	0	0	0	0
3403.	0	0	0	0	0	0	0	0	0	0	0	0
3498. Summary of remaining write-ins for Line 34 from overflow page.....	0	0	0	0	0	0	0	0	0	0	0	0
3499. TOTALS (Lines 3401 through 3403 plus 3498) (Line 34 above).....	0	0	0	0	0	0	0	0	0	0	0	353

(a) Finance and service charges not included in Lines 1 to 35 \$.....0.

(b) For health business on indicated lines report: Number of persons insured under PPO managed care products.....0 and number of persons insured under indemnity only products.....0.

EXHIBIT OF PREMIUMS AND LOSSES (Statutory Page 14)



NAIC Group Code.....241 NAIC Company Code...40169

BUSINESS IN THE STATE OF NEBRASKA DURING THE YEAR

19.NE

Line of Business	Gross Premiums, Including Policy and Membership Fees, Less Return Premiums and Premiums on Policies not Taken		3 Dividends Paid or Credited to Policyholders on Direct Business	4 Direct Unearned Premium Reserves	5 Direct Losses Paid (deducting salvage)	6 Direct Losses Incurred	7 Direct Losses Unpaid	8 Direct Defense and Cost Containment Expense Paid	9 Direct Defense and Cost Containment Expense Incurred	10 Direct Defense and Cost Containment Expense Unpaid	11 Commissions and Brokerage Expenses	12 Taxes, Licenses and Fees
	1 Direct Premiums Written	2 Direct Premiums Earned										
1. Fire.....	0	0	0	0	0	0	0	0	0	0	0	0
2.1 Allied lines.....	0	0	0	0	0	0	0	0	0	0	0	0
2.2 Multiple peril crop.....	0	0	0	0	0	0	0	0	0	0	0	0
2.3 Federal flood.....	0	0	0	0	0	0	0	0	0	0	0	0
2.4 Private crop.....	0	0	0	0	0	0	0	0	0	0	0	0
2.5 Private flood.....	0	0	0	0	0	0	0	0	0	0	0	0
3. Farmowners multiple peril.....	0	0	0	0	0	0	0	0	0	0	0	0
4. Homeowners multiple peril.....	0	0	0	0	0	0	0	0	0	0	0	0
5.1 Commercial multiple peril (non-liability portion).....	0	0	0	0	0	0	0	0	0	0	0	0
5.2 Commercial multiple peril (liability portion).....	0	0	0	0	0	0	0	0	0	0	0	0
6. Mortgage guaranty.....	0	0	0	0	0	0	0	0	0	0	0	0
8. Ocean marine.....	0	0	0	0	0	0	0	0	0	0	0	0
9. Inland marine.....	0	0	0	0	0	0	0	0	0	0	0	0
10. Financial guaranty.....	0	0	0	0	0	0	0	0	0	0	0	0
11. Medical professional liability.....	0	0	0	0	0	0	0	0	0	0	0	0
12. Earthquake.....	0	0	0	0	0	0	0	0	0	0	0	0
13. Group accident and health (b).....	0	0	0	0	0	0	0	0	0	0	0	0
14. Credit A&H (group and individual).....	0	0	0	0	0	0	0	0	0	0	0	0
15.1 Collectively renewable A&H (b).....	0	0	0	0	0	0	0	0	0	0	0	0
15.2 Non-cancelable A&H (b).....	0	0	0	0	0	0	0	0	0	0	0	0
15.3 Guaranteed renewable A&H (b).....	0	0	0	0	0	0	0	0	0	0	0	0
15.4 Non-renewable for stated reasons only (b).....	0	0	0	0	0	0	0	0	0	0	0	0
15.5 Other accident only.....	0	0	0	0	0	0	0	0	0	0	0	0
15.6 Medicare Title XVIII exempt from state taxes or fees.....	0	0	0	0	0	0	0	0	0	0	0	0
15.7 All other A&H (b).....	0	0	0	0	0	0	0	0	0	0	0	0
15.8 Federal employees health benefits plan premium.....	0	0	0	0	0	0	0	0	0	0	0	0
16. Workers' compensation.....	0	0	0	0	0	0	0	0	0	0	0	0
17.1 Other liability-occurrence.....	0	0	0	0	0	0	0	0	0	0	0	0
17.2 Other liability-claims-made.....	0	0	0	0	0	0	0	0	0	0	0	0
17.3 Excess workers' compensation.....	0	0	0	0	0	0	0	0	0	0	0	0
18. Products liability.....	0	0	0	0	0	0	0	0	0	0	0	0
19.1 Private passenger auto no-fault (personal injury protection).....	0	0	0	0	0	0	0	0	0	0	0	0
19.2 Other private passenger auto liability.....	1,727,863	1,901,230	0	797,562	1,030,307	570,727	2,005,720	9,305	(25,841)	171,098	211,529	34,313
19.3 Commercial auto no-fault (personal injury protection).....	0	0	0	0	0	0	0	0	0	0	0	0
19.4 Other commercial auto liability.....	0	0	0	0	0	0	0	0	0	0	0	0
21.1 Private passenger auto physical damage.....	1,642,545	1,846,788	0	748,558	1,129,078	1,115,540	(6,193)	1,230	1,519	1,125	204,278	32,725
21.2 Commercial auto physical damage.....	0	0	0	0	0	0	0	0	0	0	0	0
22. Aircraft (all perils).....	0	0	0	0	0	0	0	0	0	0	0	0
23. Fidelity.....	0	0	0	0	0	0	0	0	0	0	0	0
24. Surety.....	0	0	0	0	0	0	0	0	0	0	0	0
26. Burglary and theft.....	0	0	0	0	0	0	0	0	0	0	0	0
27. Boiler and machinery.....	0	0	0	0	0	0	0	0	0	0	0	0
28. Credit.....	0	0	0	0	0	0	0	0	0	0	0	0
30. Warranty.....	0	0	0	0	0	0	0	0	0	0	0	0
34. Aggregate write-ins for other lines of business.....	0	0	0	0	0	0	0	0	0	0	0	0
35. TOTALS (a).....	3,370,408	3,748,018	0	1,546,120	2,159,385	1,686,267	1,999,527	10,535	(24,322)	172,223	415,807	67,038

DETAILS OF WRITE-INS

3401. MISCELLANEOUS.....	0	0	0	0	0	0	0	0	0	0	0	0
3402.	0	0	0	0	0	0	0	0	0	0	0	0
3403.	0	0	0	0	0	0	0	0	0	0	0	0
3498. Summary of remaining write-ins for Line 34 from overflow page.....	0	0	0	0	0	0	0	0	0	0	0	0
3499. TOTALS (Lines 3401 through 3403 plus 3498) (Line 34 above).....	0	0	0	0	0	0	0	0	0	0	0	0

(a) Finance and service charges not included in Lines 1 to 35 \$.....11,144.

(b) For health business on indicated lines report: Number of persons insured under PPO managed care products.....0 and number of persons insured under indemnity only products.....0.

EXHIBIT OF PREMIUMS AND LOSSES (Statutory Page 14)



NAIC Group Code.....241 NAIC Company Code...40169

BUSINESS IN THE STATE OF NEW HAMPSHIRE DURING THE YEAR

19.NH

Line of Business	Gross Premiums, Including Policy and Membership Fees, Less Return Premiums and Premiums on Policies not Taken		3 Dividends Paid or Credited to Policyholders on Direct Business	4 Direct Unearned Premium Reserves	5 Direct Losses Paid (deducting salvage)	6 Direct Losses Incurred	7 Direct Losses Unpaid	8 Direct Defense and Cost Containment Expense Paid	9 Direct Defense and Cost Containment Expense Incurred	10 Direct Defense and Cost Containment Expense Unpaid	11 Commissions and Brokerage Expenses	12 Taxes, Licenses and Fees
	1 Direct Premiums Written	2 Direct Premiums Earned										
1. Fire.....	0	0	0	0	0	0	0	0	0	0	0	0
2.1 Allied lines.....	0	0	0	0	0	0	0	0	0	0	0	0
2.2 Multiple peril crop.....	0	0	0	0	0	0	0	0	0	0	0	0
2.3 Federal flood.....	0	0	0	0	0	0	0	0	0	0	0	0
2.4 Private crop.....	0	0	0	0	0	0	0	0	0	0	0	0
2.5 Private flood.....	0	0	0	0	0	0	0	0	0	0	0	0
3. Farmowners multiple peril.....	0	0	0	0	0	0	0	0	0	0	0	0
4. Homeowners multiple peril.....	0	0	0	0	0	0	0	0	0	0	0	0
5.1 Commercial multiple peril (non-liability portion).....	0	0	0	0	0	0	0	0	0	0	0	0
5.2 Commercial multiple peril (liability portion).....	0	0	0	0	0	0	0	0	0	0	0	0
6. Mortgage guaranty.....	0	0	0	0	0	0	0	0	0	0	0	0
8. Ocean marine.....	0	0	0	0	0	0	0	0	0	0	0	0
9. Inland marine.....	0	0	0	0	0	0	0	0	0	0	0	0
10. Financial guaranty.....	0	0	0	0	0	0	0	0	0	0	0	0
11. Medical professional liability.....	0	0	0	0	0	0	0	0	0	0	0	0
12. Earthquake.....	0	0	0	0	0	0	0	0	0	0	0	0
13. Group accident and health (b).....	0	0	0	0	0	0	0	0	0	0	0	0
14. Credit A&H (group and individual).....	0	0	0	0	0	0	0	0	0	0	0	0
15.1 Collectively renewable A&H (b).....	0	0	0	0	0	0	0	0	0	0	0	0
15.2 Non-cancelable A&H (b).....	0	0	0	0	0	0	0	0	0	0	0	0
15.3 Guaranteed renewable A&H (b).....	0	0	0	0	0	0	0	0	0	0	0	0
15.4 Non-renewable for stated reasons only (b).....	0	0	0	0	0	0	0	0	0	0	0	0
15.5 Other accident only.....	0	0	0	0	0	0	0	0	0	0	0	0
15.6 Medicare Title XVIII exempt from state taxes or fees.....	0	0	0	0	0	0	0	0	0	0	0	0
15.7 All other A&H (b).....	0	0	0	0	0	0	0	0	0	0	0	0
15.8 Federal employees health benefits plan premium.....	0	0	0	0	0	0	0	0	0	0	0	0
16. Workers' compensation.....	0	0	0	0	0	0	0	0	0	0	0	0
17.1 Other liability-occurrence.....	0	0	0	0	0	0	0	0	0	0	0	0
17.2 Other liability-claims-made.....	0	0	0	0	0	0	0	0	0	0	0	0
17.3 Excess workers' compensation.....	0	0	0	0	0	0	0	0	0	0	0	0
18. Products liability.....	0	0	0	0	0	0	0	0	0	0	0	0
19.1 Private passenger auto no-fault (personal injury protection).....	0	0	0	0	0	0	0	0	0	0	0	0
19.2 Other private passenger auto liability.....	0	0	0	0	0	0	0	0	0	0	0	0
19.3 Commercial auto no-fault (personal injury protection).....	0	0	0	0	0	0	0	0	0	0	0	0
19.4 Other commercial auto liability.....	0	0	0	0	0	0	0	0	0	0	0	0
21.1 Private passenger auto physical damage.....	0	0	0	0	0	0	0	0	0	0	0	0
21.2 Commercial auto physical damage.....	0	0	0	0	0	0	0	0	0	0	0	0
22. Aircraft (all perils).....	0	0	0	0	0	0	0	0	0	0	0	0
23. Fidelity.....	0	0	0	0	0	0	0	0	0	0	0	0
24. Surety.....	0	0	0	0	0	0	0	0	0	0	0	0
26. Burglary and theft.....	0	0	0	0	0	0	0	0	0	0	0	0
27. Boiler and machinery.....	0	0	0	0	0	0	0	0	0	0	0	0
28. Credit.....	0	0	0	0	0	0	0	0	0	0	0	0
30. Warranty.....	0	0	0	0	0	0	0	0	0	0	0	0
34. Aggregate write-ins for other lines of business.....	0	0	0	0	0	0	0	0	0	0	0	0
35. TOTALS (a).....	0	0	0	0	0	0	0	0	0	0	0	0

DETAILS OF WRITE-INS

3401. MISCELLANEOUS.....	0	0	0	0	0	0	0	0	0	0	0	0
3402.	0	0	0	0	0	0	0	0	0	0	0	0
3403.	0	0	0	0	0	0	0	0	0	0	0	0
3498. Summary of remaining write-ins for Line 34 from overflow page.....	0	0	0	0	0	0	0	0	0	0	0	0
3499. TOTALS (Lines 3401 through 3403 plus 3498) (Line 34 above).....	0	0	0	0	0	0	0	0	0	0	0	0

(a) Finance and service charges not included in Lines 1 to 35 \$.....0.

(b) For health business on indicated lines report: Number of persons insured under PPO managed care products.....0 and number of persons insured under indemnity only products.....0.

EXHIBIT OF PREMIUMS AND LOSSES (Statutory Page 14)



NAIC Group Code.....241 NAIC Company Code....40169

BUSINESS IN THE STATE OF NEW JERSEY DURING THE YEAR

19.NJ

Line of Business	Gross Premiums, Including Policy and Membership Fees, Less Return Premiums and Premiums on Policies not Taken		3 Dividends Paid or Credited to Policyholders on Direct Business	4 Direct Unearned Premium Reserves	5 Direct Losses Paid (deducting salvage)	6 Direct Losses Incurred	7 Direct Losses Unpaid	8 Direct Defense and Cost Containment Expense Paid	9 Direct Defense and Cost Containment Expense Incurred	10 Direct Defense and Cost Containment Expense Unpaid	11 Commissions and Brokerage Expenses	12 Taxes, Licenses and Fees
	1 Direct Premiums Written	2 Direct Premiums Earned										
1. Fire.....	0	0	0	0	0	0	0	0	0	0	0	0
2.1 Allied lines.....	0	0	0	0	0	0	0	0	0	0	0	0
2.2 Multiple peril crop.....	0	0	0	0	0	0	0	0	0	0	0	0
2.3 Federal flood.....	0	0	0	0	0	0	0	0	0	0	0	0
2.4 Private crop.....	0	0	0	0	0	0	0	0	0	0	0	0
2.5 Private flood.....	0	0	0	0	0	0	0	0	0	0	0	0
3. Farmowners multiple peril.....	0	0	0	0	0	0	0	0	0	0	0	0
4. Homeowners multiple peril.....	30,833	5,975	0	24,858	0	252	252	0	8	8	2,896	935
5.1 Commercial multiple peril (non-liability portion).....	0	0	0	0	0	0	0	0	0	0	0	0
5.2 Commercial multiple peril (liability portion).....	0	0	0	0	0	0	0	0	0	0	0	0
6. Mortgage guaranty.....	0	0	0	0	0	0	0	0	0	0	0	0
8. Ocean marine.....	0	0	0	0	0	0	0	0	0	0	0	0
9. Inland marine.....	83	10	0	73	0	0	0	0	0	0	8	2
10. Financial guaranty.....	0	0	0	0	0	0	0	0	0	0	0	0
11. Medical professional liability.....	0	0	0	0	0	0	0	0	0	0	0	0
12. Earthquake.....	0	0	0	0	0	0	0	0	0	0	0	0
13. Group accident and health (b).....	0	0	0	0	0	0	0	0	0	0	0	0
14. Credit A&H (group and individual).....	0	0	0	0	0	0	0	0	0	0	0	0
15.1 Collectively renewable A&H (b).....	0	0	0	0	0	0	0	0	0	0	0	0
15.2 Non-cancelable A&H (b).....	0	0	0	0	0	0	0	0	0	0	0	0
15.3 Guaranteed renewable A&H (b).....	0	0	0	0	0	0	0	0	0	0	0	0
15.4 Non-renewable for stated reasons only (b).....	0	0	0	0	0	0	0	0	0	0	0	0
15.5 Other accident only.....	0	0	0	0	0	0	0	0	0	0	0	0
15.6 Medicare Title XVIII exempt from state taxes or fees.....	0	0	0	0	0	0	0	0	0	0	0	0
15.7 All other A&H (b).....	0	0	0	0	0	0	0	0	0	0	0	0
15.8 Federal employees health benefits plan premium.....	0	0	0	0	0	0	0	0	0	0	0	0
16. Workers' compensation.....	0	0	0	0	0	0	0	0	0	0	0	0
17.1 Other liability-occurrence.....	0	0	0	0	0	0	0	0	0	0	0	0
17.2 Other liability-claims-made.....	0	0	0	0	0	0	0	0	0	0	0	0
17.3 Excess workers' compensation.....	0	0	0	0	0	0	0	0	0	0	0	0
18. Products liability.....	0	0	0	0	0	0	0	0	0	0	0	0
19.1 Private passenger auto no-fault (personal injury protection).....	188,170	114,724	0	76,205	12,259	191,497	179,256	10,819	47,242	36,428	17,497	5,724
19.2 Other private passenger auto liability.....	337,377	229,811	0	122,720	69,885	296,396	226,698	171	14,790	14,633	32,101	10,259
19.3 Commercial auto no-fault (personal injury protection).....	0	0	0	0	0	0	0	0	0	0	0	0
19.4 Other commercial auto liability.....	0	0	0	0	0	0	0	0	0	0	0	0
21.1 Private passenger auto physical damage.....	248,884	165,144	0	92,606	71,496	91,565	20,089	2,494	1,941	(553)	23,139	7,568
21.2 Commercial auto physical damage.....	0	0	0	0	0	0	0	0	0	0	0	0
22. Aircraft (all perils).....	0	0	0	0	0	0	0	0	0	0	0	0
23. Fidelity.....	0	0	0	0	0	0	0	0	0	0	0	0
24. Surety.....	0	0	0	0	0	0	0	0	0	0	0	0
26. Burglary and theft.....	0	0	0	0	0	0	0	0	0	0	0	0
27. Boiler and machinery.....	0	0	0	0	0	0	0	0	0	0	0	0
28. Credit.....	0	0	0	0	0	0	0	0	0	0	0	0
30. Warranty.....	0	0	0	0	0	0	0	0	0	0	0	0
34. Aggregate write-ins for other lines of business.....	0	0	0	0	0	0	0	0	0	0	0	0
35. TOTALS (a).....	805,347	515,664	0	316,462	153,640	579,710	426,295	13,484	63,981	50,516	75,641	24,488

DETAILS OF WRITE-INS

3401. MISCELLANEOUS.....	0	0	0	0	0	0	0	0	0	0	0	0
3402.	0	0	0	0	0	0	0	0	0	0	0	0
3403.	0	0	0	0	0	0	0	0	0	0	0	0
3498. Summary of remaining write-ins for Line 34 from overflow page.....	0	0	0	0	0	0	0	0	0	0	0	0
3499. TOTALS (Lines 3401 through 3403 plus 3498) (Line 34 above).....	0	0	0	0	0	0	0	0	0	0	0	0

(a) Finance and service charges not included in Lines 1 to 35 \$....1,054.

(b) For health business on indicated lines report: Number of persons insured under PPO managed care products.....0 and number of persons insured under indemnity only products.....0.

EXHIBIT OF PREMIUMS AND LOSSES (Statutory Page 14)



NAIC Group Code.....241 NAIC Company Code....40169

BUSINESS IN THE STATE OF NEW MEXICO DURING THE YEAR

19.NM

Line of Business	Gross Premiums, Including Policy and Membership Fees, Less Return Premiums and Premiums on Policies not Taken		3 Dividends Paid or Credited to Policyholders on Direct Business	4 Direct Unearned Premium Reserves	5 Direct Losses Paid (deducting salvage)	6 Direct Losses Incurred	7 Direct Losses Unpaid	8 Direct Defense and Cost Containment Expense Paid	9 Direct Defense and Cost Containment Expense Incurred	10 Direct Defense and Cost Containment Expense Unpaid	11 Commissions and Brokerage Expenses	12 Taxes, Licenses and Fees
	1 Direct Premiums Written	2 Direct Premiums Earned										
1. Fire.....	0	0	0	0	0	0	0	0	0	0	0	0
2.1 Allied lines.....	0	0	0	0	0	0	0	0	0	0	0	0
2.2 Multiple peril crop.....	0	0	0	0	0	0	0	0	0	0	0	0
2.3 Federal flood.....	0	0	0	0	0	0	0	0	0	0	0	0
2.4 Private crop.....	0	0	0	0	0	0	0	0	0	0	0	0
2.5 Private flood.....	0	0	0	0	0	0	0	0	0	0	0	0
3. Farmowners multiple peril.....	0	0	0	0	0	0	0	0	0	0	0	0
4. Homeowners multiple peril.....	0	0	0	0	0	0	0	0	0	0	0	0
5.1 Commercial multiple peril (non-liability portion).....	0	0	0	0	0	0	0	0	0	0	0	0
5.2 Commercial multiple peril (liability portion).....	0	0	0	0	0	0	0	0	0	0	0	0
6. Mortgage guaranty.....	0	0	0	0	0	0	0	0	0	0	0	0
8. Ocean marine.....	0	0	0	0	0	0	0	0	0	0	0	0
9. Inland marine.....	0	0	0	0	0	0	0	0	0	0	0	0
10. Financial guaranty.....	0	0	0	0	0	0	0	0	0	0	0	0
11. Medical professional liability.....	0	0	0	0	0	0	0	0	0	0	0	0
12. Earthquake.....	0	0	0	0	0	0	0	0	0	0	0	0
13. Group accident and health (b).....	0	0	0	0	0	0	0	0	0	0	0	0
14. Credit A&H (group and individual).....	0	0	0	0	0	0	0	0	0	0	0	0
15.1 Collectively renewable A&H (b).....	0	0	0	0	0	0	0	0	0	0	0	0
15.2 Non-cancelable A&H (b).....	0	0	0	0	0	0	0	0	0	0	0	0
15.3 Guaranteed renewable A&H (b).....	0	0	0	0	0	0	0	0	0	0	0	0
15.4 Non-renewable for stated reasons only (b).....	0	0	0	0	0	0	0	0	0	0	0	0
15.5 Other accident only.....	0	0	0	0	0	0	0	0	0	0	0	0
15.6 Medicare Title XVIII exempt from state taxes or fees.....	0	0	0	0	0	0	0	0	0	0	0	0
15.7 All other A&H (b).....	0	0	0	0	0	0	0	0	0	0	0	0
15.8 Federal employees health benefits plan premium.....	0	0	0	0	0	0	0	0	0	0	0	0
16. Workers' compensation.....	0	0	0	0	0	0	0	0	0	0	0	0
17.1 Other liability-occurrence.....	0	0	0	0	0	0	0	0	0	0	0	0
17.2 Other liability-claims-made.....	0	0	0	0	0	0	0	0	0	0	0	0
17.3 Excess workers' compensation.....	0	0	0	0	0	0	0	0	0	0	0	0
18. Products liability.....	0	0	0	0	0	0	0	0	0	0	0	0
19.1 Private passenger auto no-fault (personal injury protection).....	0	0	0	0	0	0	0	0	0	0	0	0
19.2 Other private passenger auto liability.....	0	0	0	0	0	0	0	0	0	0	0	0
19.3 Commercial auto no-fault (personal injury protection).....	0	0	0	0	0	0	0	0	0	0	0	0
19.4 Other commercial auto liability.....	0	0	0	0	0	0	0	0	0	0	0	0
21.1 Private passenger auto physical damage.....	0	0	0	0	0	0	0	0	0	0	0	0
21.2 Commercial auto physical damage.....	0	0	0	0	0	0	0	0	0	0	0	0
22. Aircraft (all perils).....	0	0	0	0	0	0	0	0	0	0	0	0
23. Fidelity.....	0	0	0	0	0	0	0	0	0	0	0	0
24. Surety.....	0	0	0	0	0	0	0	0	0	0	0	0
26. Burglary and theft.....	0	0	0	0	0	0	0	0	0	0	0	0
27. Boiler and machinery.....	0	0	0	0	0	0	0	0	0	0	0	0
28. Credit.....	0	0	0	0	0	0	0	0	0	0	0	0
30. Warranty.....	0	0	0	0	0	0	0	0	0	0	0	0
34. Aggregate write-ins for other lines of business.....	0	0	0	0	0	0	0	0	0	0	0	0
35. TOTALS (a).....	0	0	0	0	0	0	0	0	0	0	0	0

DETAILS OF WRITE-INS

3401. MISCELLANEOUS.....	0	0	0	0	0	0	0	0	0	0	0	0
3402.	0	0	0	0	0	0	0	0	0	0	0	0
3403.	0	0	0	0	0	0	0	0	0	0	0	0
3498. Summary of remaining write-ins for Line 34 from overflow page.....	0	0	0	0	0	0	0	0	0	0	0	0
3499. TOTALS (Lines 3401 through 3403 plus 3498) (Line 34 above).....	0	0	0	0	0	0	0	0	0	0	0	0

(a) Finance and service charges not included in Lines 1 to 35 \$.....0.

(b) For health business on indicated lines report: Number of persons insured under PPO managed care products.....0 and number of persons insured under indemnity only products.....0.

EXHIBIT OF PREMIUMS AND LOSSES (Statutory Page 14)



NAIC Group Code.....241 NAIC Company Code...40169

BUSINESS IN THE STATE OF NEVADA DURING THE YEAR

19.NV

Line of Business	Gross Premiums, Including Policy and Membership Fees, Less Return Premiums and Premiums on Policies not Taken		3 Dividends Paid or Credited to Policyholders on Direct Business	4 Direct Unearned Premium Reserves	5 Direct Losses Paid (deducting salvage)	6 Direct Losses Incurred	7 Direct Losses Unpaid	8 Direct Defense and Cost Containment Expense Paid	9 Direct Defense and Cost Containment Expense Incurred	10 Direct Defense and Cost Containment Expense Unpaid	11 Commissions and Brokerage Expenses	12 Taxes, Licenses and Fees
	1 Direct Premiums Written	2 Direct Premiums Earned										
1. Fire.....	0	0	0	0	0	0	0	0	0	0	0	0
2.1 Allied lines.....	0	0	0	0	0	0	0	0	0	0	0	0
2.2 Multiple peril crop.....	0	0	0	0	0	0	0	0	0	0	0	0
2.3 Federal flood.....	0	0	0	0	0	0	0	0	0	0	0	0
2.4 Private crop.....	0	0	0	0	0	0	0	0	0	0	0	0
2.5 Private flood.....	0	0	0	0	0	0	0	0	0	0	0	0
3. Farmowners multiple peril.....	0	0	0	0	0	0	0	0	0	0	0	0
4. Homeowners multiple peril.....	0	0	0	0	0	0	0	0	0	0	0	0
5.1 Commercial multiple peril (non-liability portion).....	0	0	0	0	0	0	0	0	0	0	0	0
5.2 Commercial multiple peril (liability portion).....	0	0	0	0	0	0	0	0	0	0	0	0
6. Mortgage guaranty.....	0	0	0	0	0	0	0	0	0	0	0	0
8. Ocean marine.....	0	0	0	0	0	0	0	0	0	0	0	0
9. Inland marine.....	0	0	0	0	0	0	0	0	0	0	0	0
10. Financial guaranty.....	0	0	0	0	0	0	0	0	0	0	0	0
11. Medical professional liability.....	0	0	0	0	0	0	0	0	0	0	0	0
12. Earthquake.....	0	0	0	0	0	0	0	0	0	0	0	0
13. Group accident and health (b).....	0	0	0	0	0	0	0	0	0	0	0	0
14. Credit A&H (group and individual).....	0	0	0	0	0	0	0	0	0	0	0	0
15.1 Collectively renewable A&H (b).....	0	0	0	0	0	0	0	0	0	0	0	0
15.2 Non-cancelable A&H (b).....	0	0	0	0	0	0	0	0	0	0	0	0
15.3 Guaranteed renewable A&H (b).....	0	0	0	0	0	0	0	0	0	0	0	0
15.4 Non-renewable for stated reasons only (b).....	0	0	0	0	0	0	0	0	0	0	0	0
15.5 Other accident only.....	0	0	0	0	0	0	0	0	0	0	0	0
15.6 Medicare Title XVIII exempt from state taxes or fees.....	0	0	0	0	0	0	0	0	0	0	0	0
15.7 All other A&H (b).....	0	0	0	0	0	0	0	0	0	0	0	0
15.8 Federal employees health benefits plan premium.....	0	0	0	0	0	0	0	0	0	0	0	0
16. Workers' compensation.....	0	0	0	0	0	0	0	0	0	0	0	0
17.1 Other liability-occurrence.....	0	0	0	0	0	0	0	0	0	0	0	0
17.2 Other liability-claims-made.....	0	0	0	0	0	0	0	0	0	0	0	0
17.3 Excess workers' compensation.....	0	0	0	0	0	0	0	0	0	0	0	0
18. Products liability.....	0	0	0	0	0	0	0	0	0	0	0	0
19.1 Private passenger auto no-fault (personal injury protection).....	0	0	0	0	0	0	0	0	0	0	0	0
19.2 Other private passenger auto liability.....	0	0	0	0	0	0	0	0	0	0	0	0
19.3 Commercial auto no-fault (personal injury protection).....	0	0	0	0	0	0	0	0	0	0	0	0
19.4 Other commercial auto liability.....	0	0	0	0	0	0	0	0	0	0	0	0
21.1 Private passenger auto physical damage.....	0	0	0	0	0	0	0	0	0	0	0	0
21.2 Commercial auto physical damage.....	0	0	0	0	0	0	0	0	0	0	0	0
22. Aircraft (all perils).....	0	0	0	0	0	0	0	0	0	0	0	0
23. Fidelity.....	0	0	0	0	0	0	0	0	0	0	0	0
24. Surety.....	0	0	0	0	0	0	0	0	0	0	0	0
26. Burglary and theft.....	0	0	0	0	0	0	0	0	0	0	0	0
27. Boiler and machinery.....	0	0	0	0	0	0	0	0	0	0	0	0
28. Credit.....	0	0	0	0	0	0	0	0	0	0	0	0
30. Warranty.....	0	0	0	0	0	0	0	0	0	0	0	0
34. Aggregate write-ins for other lines of business.....	0	0	0	0	0	0	0	0	0	0	0	0
35. TOTALS (a).....	0	0	0	0	0	0	0	0	0	0	0	0

DETAILS OF WRITE-INS

3401. MISCELLANEOUS.....	0	0	0	0	0	0	0	0	0	0	0	0
3402.	0	0	0	0	0	0	0	0	0	0	0	0
3403.	0	0	0	0	0	0	0	0	0	0	0	0
3498. Summary of remaining write-ins for Line 34 from overflow page.....	0	0	0	0	0	0	0	0	0	0	0	0
3499. TOTALS (Lines 3401 through 3403 plus 3498) (Line 34 above).....	0	0	0	0	0	0	0	0	0	0	0	0

(a) Finance and service charges not included in Lines 1 to 35 \$.....0.

(b) For health business on indicated lines report: Number of persons insured under PPO managed care products.....0 and number of persons insured under indemnity only products.....0.

EXHIBIT OF PREMIUMS AND LOSSES (Statutory Page 14)



NAIC Group Code.....241 NAIC Company Code...40169

BUSINESS IN THE STATE OF NEW YORK DURING THE YEAR

Line of Business	Gross Premiums, Including Policy and Membership Fees, Less Return Premiums and Premiums on Policies not Taken		3 Dividends Paid or Credited to Policyholders on Direct Business	4 Direct Unearned Premium Reserves	5 Direct Losses Paid (deducting salvage)	6 Direct Losses Incurred	7 Direct Losses Unpaid	8 Direct Defense and Cost Containment Expense Paid	9 Direct Defense and Cost Containment Expense Incurred	10 Direct Defense and Cost Containment Expense Unpaid	11 Commissions and Brokerage Expenses	12 Taxes, Licenses and Fees
	1 Direct Premiums Written	2 Direct Premiums Earned										
1. Fire.....	0	0	0	0	0	0	0	0	0	0	0	0
2.1 Allied lines.....	0	0	0	0	0	0	0	0	0	0	0	0
2.2 Multiple peril crop.....	0	0	0	0	0	0	0	0	0	0	0	0
2.3 Federal flood.....	0	0	0	0	0	0	0	0	0	0	0	0
2.4 Private crop.....	0	0	0	0	0	0	0	0	0	0	0	0
2.5 Private flood.....	0	0	0	0	0	0	0	0	0	0	0	0
3. Farmowners multiple peril.....	0	0	0	0	0	0	0	0	0	0	0	0
4. Homeowners multiple peril.....	0	0	0	0	0	0	0	0	0	0	0	0
5.1 Commercial multiple peril (non-liability portion).....	0	0	0	0	0	0	0	0	0	0	0	0
5.2 Commercial multiple peril (liability portion).....	0	0	0	0	0	0	0	0	0	0	0	0
6. Mortgage guaranty.....	0	0	0	0	0	0	0	0	0	0	0	0
8. Ocean marine.....	0	0	0	0	0	0	0	0	0	0	0	0
9. Inland marine.....	0	0	0	0	0	0	0	0	0	0	0	0
10. Financial guaranty.....	0	0	0	0	0	0	0	0	0	0	0	0
11. Medical professional liability.....	0	0	0	0	0	0	0	0	0	0	0	0
12. Earthquake.....	0	0	0	0	0	0	0	0	0	0	0	0
13. Group accident and health (b).....	0	0	0	0	0	0	0	0	0	0	0	0
14. Credit A&H (group and individual).....	0	0	0	0	0	0	0	0	0	0	0	0
15.1 Collectively renewable A&H (b).....	0	0	0	0	0	0	0	0	0	0	0	0
15.2 Non-cancelable A&H (b).....	0	0	0	0	0	0	0	0	0	0	0	0
15.3 Guaranteed renewable A&H (b).....	0	0	0	0	0	0	0	0	0	0	0	0
15.4 Non-renewable for stated reasons only (b).....	0	0	0	0	0	0	0	0	0	0	0	0
15.5 Other accident only.....	0	0	0	0	0	0	0	0	0	0	0	0
15.6 Medicare Title XVIII exempt from state taxes or fees.....	0	0	0	0	0	0	0	0	0	0	0	0
15.7 All other A&H (b).....	0	0	0	0	0	0	0	0	0	0	0	0
15.8 Federal employees health benefits plan premium.....	0	0	0	0	0	0	0	0	0	0	0	0
16. Workers' compensation.....	0	0	0	0	0	0	0	0	0	0	0	0
17.1 Other liability-occurrence.....	0	0	0	0	0	0	0	0	0	0	0	0
17.2 Other liability-claims-made.....	0	0	0	0	0	0	0	0	0	0	0	0
17.3 Excess workers' compensation.....	0	0	0	0	0	0	0	0	0	0	0	0
18. Products liability.....	0	0	0	0	0	0	0	0	0	0	0	0
19.1 Private passenger auto no-fault (personal injury protection).....	8,683,884	9,219,675	0	2,962,777	4,803,794	4,038,540	4,421,189	353,305	(125,314)	898,454	709,818	201,190
19.2 Other private passenger auto liability.....	24,901,309	25,969,331	0	8,985,529	19,484,832	12,267,507	26,684,749	968,313	379,125	2,210,067	1,956,502	573,359
19.3 Commercial auto no-fault (personal injury protection).....	0	0	0	0	0	0	0	0	0	0	0	0
19.4 Other commercial auto liability.....	0	0	0	0	0	0	0	0	0	0	0	0
21.1 Private passenger auto physical damage.....	25,238,127	26,237,201	0	9,106,260	13,114,548	13,556,696	(83,214)	36,539	36,191	20,274	1,951,432	579,324
21.2 Commercial auto physical damage.....	0	0	0	0	0	0	0	0	0	0	0	0
22. Aircraft (all perils).....	0	0	0	0	0	0	0	0	0	0	0	0
23. Fidelity.....	0	0	0	0	0	0	0	0	0	0	0	0
24. Surety.....	0	0	0	0	0	0	0	0	0	0	0	0
26. Burglary and theft.....	0	0	0	0	0	0	0	0	0	0	0	0
27. Boiler and machinery.....	0	0	0	0	0	0	0	0	0	0	0	0
28. Credit.....	0	0	0	0	0	0	0	0	0	0	0	0
30. Warranty.....	0	0	0	0	0	0	0	0	0	0	0	0
34. Aggregate write-ins for other lines of business.....	0	0	0	0	0	0	0	0	0	0	0	0
35. TOTALS (a).....	58,823,320	61,426,207	0	21,054,566	37,403,174	29,862,743	31,022,724	1,358,157	290,002	3,128,795	4,617,752	1,353,873

DETAILS OF WRITE-INS

3401. MISCELLANEOUS.....	0	0	0	0	0	0	0	0	0	0	0	0
3402.	0	0	0	0	0	0	0	0	0	0	0	0
3403.	0	0	0	0	0	0	0	0	0	0	0	0
3498. Summary of remaining write-ins for Line 34 from overflow page.....	0	0	0	0	0	0	0	0	0	0	0	0
3499. TOTALS (Lines 3401 through 3403 plus 3498) (Line 34 above).....	0	0	0	0	0	0	0	0	0	0	0	0

(a) Finance and service charges not included in Lines 1 to 35 \$...533,210.

(b) For health business on indicated lines report: Number of persons insured under PPO managed care products.....0 and number of persons insured under indemnity only products.....0.

19.NY

EXHIBIT OF PREMIUMS AND LOSSES (Statutory Page 14)



NAIC Group Code.....241 NAIC Company Code...40169

BUSINESS IN THE STATE OF OHIO DURING THE YEAR

19.OH

Line of Business	Gross Premiums, Including Policy and Membership Fees, Less Return Premiums and Premiums on Policies not Taken		3 Dividends Paid or Credited to Policyholders on Direct Business	4 Direct Unearned Premium Reserves	5 Direct Losses Paid (deducting salvage)	6 Direct Losses Incurred	7 Direct Losses Unpaid	8 Direct Defense and Cost Containment Expense Paid	9 Direct Defense and Cost Containment Expense Incurred	10 Direct Defense and Cost Containment Expense Unpaid	11 Commissions and Brokerage Expenses	12 Taxes, Licenses and Fees
	1 Direct Premiums Written	2 Direct Premiums Earned										
1. Fire.....	0	0	0	0	0	0	0	0	0	0	0	0
2.1 Allied lines.....	0	0	0	0	0	0	0	0	0	0	0	0
2.2 Multiple peril crop.....	0	0	0	0	0	0	0	0	0	0	0	0
2.3 Federal flood.....	0	0	0	0	0	0	0	0	0	0	0	0
2.4 Private crop.....	0	0	0	0	0	0	0	0	0	0	0	0
2.5 Private flood.....	0	0	0	0	0	0	0	0	0	0	0	0
3. Farmowners multiple peril.....	0	0	0	0	0	0	0	0	0	0	0	0
4. Homeowners multiple peril.....	18,084	1,628	0	16,456	0	77	77	0	3	3	1,699	448
5.1 Commercial multiple peril (non-liability portion).....	0	0	0	0	0	0	0	0	0	0	0	0
5.2 Commercial multiple peril (liability portion).....	0	0	0	0	0	0	0	0	0	0	0	0
6. Mortgage guaranty.....	0	0	0	0	0	0	0	0	0	0	0	0
8. Ocean marine.....	0	0	0	0	0	0	0	0	0	0	0	0
9. Inland marine.....	238	12	0	226	0	1	1	0	0	0	22	5
10. Financial guaranty.....	0	0	0	0	0	0	0	0	0	0	0	0
11. Medical professional liability.....	0	0	0	0	0	0	0	0	0	0	0	0
12. Earthquake.....	0	0	0	0	0	0	0	0	0	0	0	0
13. Group accident and health (b).....	0	0	0	0	0	0	0	0	0	0	0	0
14. Credit A&H (group and individual).....	0	0	0	0	0	0	0	0	0	0	0	0
15.1 Collectively renewable A&H (b).....	0	0	0	0	0	0	0	0	0	0	0	0
15.2 Non-cancelable A&H (b).....	0	0	0	0	0	0	0	0	0	0	0	0
15.3 Guaranteed renewable A&H (b).....	0	0	0	0	0	0	0	0	0	0	0	0
15.4 Non-renewable for stated reasons only (b).....	0	0	0	0	0	0	0	0	0	0	0	0
15.5 Other accident only.....	0	0	0	0	0	0	0	0	0	0	0	0
15.6 Medicare Title XVIII exempt from state taxes or fees.....	0	0	0	0	0	0	0	0	0	0	0	0
15.7 All other A&H (b).....	0	0	0	0	0	0	0	0	0	0	0	0
15.8 Federal employees health benefits plan premium.....	0	0	0	0	0	0	0	0	0	0	0	0
16. Workers' compensation.....	0	0	0	0	0	0	0	0	0	0	0	0
17.1 Other liability-occurrence.....	0	0	0	0	0	0	0	0	0	0	0	0
17.2 Other liability-claims-made.....	0	0	0	0	0	0	0	0	0	0	0	0
17.3 Excess workers' compensation.....	0	0	0	0	0	0	0	0	0	0	0	0
18. Products liability.....	0	0	0	0	0	0	0	0	0	0	0	0
19.1 Private passenger auto no-fault (personal injury protection).....	0	0	0	0	0	0	0	0	0	0	0	0
19.2 Other private passenger auto liability.....	155,883	105,406	0	62,406	43,633	74,000	47,674	0	2,259	3,385	14,764	3,855
19.3 Commercial auto no-fault (personal injury protection).....	0	0	0	0	0	0	0	0	0	0	0	0
19.4 Other commercial auto liability.....	0	0	0	0	0	0	0	0	0	0	0	0
21.1 Private passenger auto physical damage.....	73,555	54,439	0	26,407	24,976	25,264	(1,359)	0	94	121	6,786	1,819
21.2 Commercial auto physical damage.....	0	0	0	0	0	0	0	0	0	0	0	0
22. Aircraft (all perils).....	0	0	0	0	0	0	0	0	0	0	0	0
23. Fidelity.....	0	0	0	0	0	0	0	0	0	0	0	0
24. Surety.....	0	0	0	0	0	0	0	0	0	0	0	0
26. Burglary and theft.....	0	0	0	0	0	0	0	0	0	0	0	0
27. Boiler and machinery.....	0	0	0	0	0	0	0	0	0	0	0	0
28. Credit.....	0	0	0	0	0	0	0	0	0	0	0	0
30. Warranty.....	0	0	0	0	0	0	0	0	0	0	0	0
34. Aggregate write-ins for other lines of business.....	0	0	0	0	0	0	0	0	0	0	0	0
35. TOTALS (a).....	247,760	161,485	0	105,495	68,609	99,342	46,393	0	2,356	3,509	23,271	6,127

DETAILS OF WRITE-INS

3401. MISCELLANEOUS.....	0	0	0	0	0	0	0	0	0	0	0	0
3402.	0	0	0	0	0	0	0	0	0	0	0	0
3403.	0	0	0	0	0	0	0	0	0	0	0	0
3498. Summary of remaining write-ins for Line 34 from overflow page.....	0	0	0	0	0	0	0	0	0	0	0	0
3499. TOTALS (Lines 3401 through 3403 plus 3498) (Line 34 above).....	0	0	0	0	0	0	0	0	0	0	0	0

(a) Finance and service charges not included in Lines 1 to 35 \$...3,527.

(b) For health business on indicated lines report: Number of persons insured under PPO managed care products.....0 and number of persons insured under indemnity only products.....0.

EXHIBIT OF PREMIUMS AND LOSSES (Statutory Page 14)



NAIC Group Code.....241 NAIC Company Code...40169

BUSINESS IN THE STATE OF OKLAHOMA DURING THE YEAR

19.0K

Line of Business	Gross Premiums, Including Policy and Membership Fees, Less Return Premiums and Premiums on Policies not Taken		3 Dividends Paid or Credited to Policyholders on Direct Business	4 Direct Unearned Premium Reserves	5 Direct Losses Paid (deducting salvage)	6 Direct Losses Incurred	7 Direct Losses Unpaid	8 Direct Defense and Cost Containment Expense Paid	9 Direct Defense and Cost Containment Expense Incurred	10 Direct Defense and Cost Containment Expense Unpaid	11 Commissions and Brokerage Expenses	12 Taxes, Licenses and Fees
	1 Direct Premiums Written	2 Direct Premiums Earned										
1. Fire.....	0	0	0	0	0	0	0	0	0	0	0	0
2.1 Allied lines.....	0	0	0	0	0	0	0	0	0	0	0	0
2.2 Multiple peril crop.....	0	0	0	0	0	0	0	0	0	0	0	0
2.3 Federal flood.....	0	0	0	0	0	0	0	0	0	0	0	0
2.4 Private crop.....	0	0	0	0	0	0	0	0	0	0	0	0
2.5 Private flood.....	0	0	0	0	0	0	0	0	0	0	0	0
3. Farmowners multiple peril.....	0	0	0	0	0	0	0	0	0	0	0	0
4. Homeowners multiple peril.....	0	0	0	0	0	0	0	0	0	0	0	0
5.1 Commercial multiple peril (non-liability portion).....	0	0	0	0	0	0	0	0	0	0	0	0
5.2 Commercial multiple peril (liability portion).....	0	0	0	0	0	0	0	0	0	0	0	0
6. Mortgage guaranty.....	0	0	0	0	0	0	0	0	0	0	0	0
8. Ocean marine.....	0	0	0	0	0	0	0	0	0	0	0	0
9. Inland marine.....	0	0	0	0	0	0	0	0	0	0	0	0
10. Financial guaranty.....	0	0	0	0	0	0	0	0	0	0	0	0
11. Medical professional liability.....	0	0	0	0	0	0	0	0	0	0	0	0
12. Earthquake.....	0	0	0	0	0	0	0	0	0	0	0	0
13. Group accident and health (b).....	0	0	0	0	0	0	0	0	0	0	0	0
14. Credit A&H (group and individual).....	0	0	0	0	0	0	0	0	0	0	0	0
15.1 Collectively renewable A&H (b).....	0	0	0	0	0	0	0	0	0	0	0	0
15.2 Non-cancelable A&H (b).....	0	0	0	0	0	0	0	0	0	0	0	0
15.3 Guaranteed renewable A&H (b).....	0	0	0	0	0	0	0	0	0	0	0	0
15.4 Non-renewable for stated reasons only (b).....	0	0	0	0	0	0	0	0	0	0	0	0
15.5 Other accident only.....	0	0	0	0	0	0	0	0	0	0	0	0
15.6 Medicare Title XVIII exempt from state taxes or fees.....	0	0	0	0	0	0	0	0	0	0	0	0
15.7 All other A&H (b).....	0	0	0	0	0	0	0	0	0	0	0	0
15.8 Federal employees health benefits plan premium.....	0	0	0	0	0	0	0	0	0	0	0	0
16. Workers' compensation.....	0	0	0	0	0	0	0	0	0	0	0	0
17.1 Other liability-occurrence.....	0	0	0	0	0	0	0	0	0	0	0	0
17.2 Other liability-claims-made.....	0	0	0	0	0	0	0	0	0	0	0	0
17.3 Excess workers' compensation.....	0	0	0	0	0	0	0	0	0	0	0	0
18. Products liability.....	0	0	0	0	0	0	0	0	0	0	0	0
19.1 Private passenger auto no-fault (personal injury protection).....	0	0	0	0	0	0	0	0	0	0	0	0
19.2 Other private passenger auto liability.....	6,706	5,788	0	1,889	0	(146)	509	0	(6)	32	155	976
19.3 Commercial auto no-fault (personal injury protection).....	0	0	0	0	0	0	0	0	0	0	0	0
19.4 Other commercial auto liability.....	0	0	0	0	0	0	0	0	0	0	0	0
21.1 Private passenger auto physical damage.....	3,699	3,492	0	949	50	841	19	0	3	(1)	111	924
21.2 Commercial auto physical damage.....	0	0	0	0	0	0	0	0	0	0	0	0
22. Aircraft (all perils).....	0	0	0	0	0	0	0	0	0	0	0	0
23. Fidelity.....	0	0	0	0	0	0	0	0	0	0	0	0
24. Surety.....	0	0	0	0	0	0	0	0	0	0	0	0
26. Burglary and theft.....	0	0	0	0	0	0	0	0	0	0	0	0
27. Boiler and machinery.....	0	0	0	0	0	0	0	0	0	0	0	0
28. Credit.....	0	0	0	0	0	0	0	0	0	0	0	0
30. Warranty.....	0	0	0	0	0	0	0	0	0	0	0	0
34. Aggregate write-ins for other lines of business.....	0	0	0	0	0	0	0	0	0	0	0	0
35. TOTALS (a).....	10,405	9,280	0	2,838	50	695	528	0	(3)	31	266	1,900

DETAILS OF WRITE-INS

3401. MISCELLANEOUS.....	0	0	0	0	0	0	0	0	0	0	0	0
3402.	0	0	0	0	0	0	0	0	0	0	0	0
3403.	0	0	0	0	0	0	0	0	0	0	0	0
3498. Summary of remaining write-ins for Line 34 from overflow page.....	0	0	0	0	0	0	0	0	0	0	0	0
3499. TOTALS (Lines 3401 through 3403 plus 3498) (Line 34 above).....	0	0	0	0	0	0	0	0	0	0	0	0

(a) Finance and service charges not included in Lines 1 to 35 \$....12.

(b) For health business on indicated lines report: Number of persons insured under PPO managed care products.....0 and number of persons insured under indemnity only products.....0.

EXHIBIT OF PREMIUMS AND LOSSES (Statutory Page 14)



NAIC Group Code.....241 NAIC Company Code...40169

BUSINESS IN THE STATE OF OREGON DURING THE YEAR

19. OR

Line of Business	Gross Premiums, Including Policy and Membership Fees, Less Return Premiums and Premiums on Policies not Taken		3 Dividends Paid or Credited to Policyholders on Direct Business	4 Direct Unearned Premium Reserves	5 Direct Losses Paid (deducting salvage)	6 Direct Losses Incurred	7 Direct Losses Unpaid	8 Direct Defense and Cost Containment Expense Paid	9 Direct Defense and Cost Containment Expense Incurred	10 Direct Defense and Cost Containment Expense Unpaid	11 Commissions and Brokerage Expenses	12 Taxes, Licenses and Fees
	1 Direct Premiums Written	2 Direct Premiums Earned										
1. Fire.....	0	0	0	0	0	0	0	0	0	0	0	0
2.1 Allied lines.....	0	0	0	0	0	0	0	0	0	0	0	0
2.2 Multiple peril crop.....	0	0	0	0	0	0	0	0	0	0	0	0
2.3 Federal flood.....	0	0	0	0	0	0	0	0	0	0	0	0
2.4 Private crop.....	0	0	0	0	0	0	0	0	0	0	0	0
2.5 Private flood.....	0	0	0	0	0	0	0	0	0	0	0	0
3. Farmowners multiple peril.....	0	0	0	0	0	0	0	0	0	0	0	0
4. Homeowners multiple peril.....	0	0	0	0	0	0	0	0	0	0	0	0
5.1 Commercial multiple peril (non-liability portion).....	0	0	0	0	0	0	0	0	0	0	0	0
5.2 Commercial multiple peril (liability portion).....	0	0	0	0	0	0	0	0	0	0	0	0
6. Mortgage guaranty.....	0	0	0	0	0	0	0	0	0	0	0	0
8. Ocean marine.....	0	0	0	0	0	0	0	0	0	0	0	0
9. Inland marine.....	0	0	0	0	0	0	0	0	0	0	0	0
10. Financial guaranty.....	0	0	0	0	0	0	0	0	0	0	0	0
11. Medical professional liability.....	0	0	0	0	0	0	0	0	0	0	0	0
12. Earthquake.....	0	0	0	0	0	0	0	0	0	0	0	0
13. Group accident and health (b).....	0	0	0	0	0	0	0	0	0	0	0	0
14. Credit A&H (group and individual).....	0	0	0	0	0	0	0	0	0	0	0	0
15.1 Collectively renewable A&H (b).....	0	0	0	0	0	0	0	0	0	0	0	0
15.2 Non-cancelable A&H (b).....	0	0	0	0	0	0	0	0	0	0	0	0
15.3 Guaranteed renewable A&H (b).....	0	0	0	0	0	0	0	0	0	0	0	0
15.4 Non-renewable for stated reasons only (b).....	0	0	0	0	0	0	0	0	0	0	0	0
15.5 Other accident only.....	0	0	0	0	0	0	0	0	0	0	0	0
15.6 Medicare Title XVIII exempt from state taxes or fees.....	0	0	0	0	0	0	0	0	0	0	0	0
15.7 All other A&H (b).....	0	0	0	0	0	0	0	0	0	0	0	0
15.8 Federal employees health benefits plan premium.....	0	0	0	0	0	0	0	0	0	0	0	0
16. Workers' compensation.....	0	0	0	0	0	0	0	0	0	0	0	0
17.1 Other liability-occurrence.....	0	0	0	0	0	0	0	0	0	0	0	0
17.2 Other liability-claims-made.....	0	0	0	0	0	0	0	0	0	0	0	0
17.3 Excess workers' compensation.....	0	0	0	0	0	0	0	0	0	0	0	0
18. Products liability.....	0	0	0	0	0	0	0	0	0	0	0	0
19.1 Private passenger auto no-fault (personal injury protection).....	4,888	5,029	0	1,232	5,793	7,705	2,212	0	374	449	124	246
19.2 Other private passenger auto liability.....	33,295	33,559	0	8,357	4,214	7,878	6,656	0	10	215	811	1,670
19.3 Commercial auto no-fault (personal injury protection).....	0	0	0	0	0	0	0	0	0	0	0	0
19.4 Other commercial auto liability.....	0	0	0	0	0	0	0	0	0	0	0	0
21.1 Private passenger auto physical damage.....	15,967	16,959	0	3,833	2,837	10,110	7,466	0	(169)	(172)	393	800
21.2 Commercial auto physical damage.....	0	0	0	0	0	0	0	0	0	0	0	0
22. Aircraft (all perils).....	0	0	0	0	0	0	0	0	0	0	0	0
23. Fidelity.....	0	0	0	0	0	0	0	0	0	0	0	0
24. Surety.....	0	0	0	0	0	0	0	0	0	0	0	0
26. Burglary and theft.....	0	0	0	0	0	0	0	0	0	0	0	0
27. Boiler and machinery.....	0	0	0	0	0	0	0	0	0	0	0	0
28. Credit.....	0	0	0	0	0	0	0	0	0	0	0	0
30. Warranty.....	0	0	0	0	0	0	0	0	0	0	0	0
34. Aggregate write-ins for other lines of business.....	0	0	0	0	0	0	0	0	0	0	0	0
35. TOTALS (a).....	54,150	55,547	0	13,422	12,844	25,693	16,334	0	215	492	1,328	2,716

DETAILS OF WRITE-INS

3401. MISCELLANEOUS.....	0	0	0	0	0	0	0	0	0	0	0	0
3402.	0	0	0	0	0	0	0	0	0	0	0	0
3403.	0	0	0	0	0	0	0	0	0	0	0	0
3498. Summary of remaining write-ins for Line 34 from overflow page.....	0	0	0	0	0	0	0	0	0	0	0	0
3499. TOTALS (Lines 3401 through 3403 plus 3498) (Line 34 above).....	0	0	0	0	0	0	0	0	0	0	0	0

(a) Finance and service charges not included in Lines 1 to 35 \$...168.

(b) For health business on indicated lines report: Number of persons insured under PPO managed care products.....0 and number of persons insured under indemnity only products.....0.

EXHIBIT OF PREMIUMS AND LOSSES (Statutory Page 14)



NAIC Group Code.....241 NAIC Company Code....40169

BUSINESS IN THE STATE OF PENNSYLVANIA DURING THE YEAR

19.PA

Line of Business	Gross Premiums, Including Policy and Membership Fees, Less Return Premiums and Premiums on Policies not Taken		3 Dividends Paid or Credited to Policyholders on Direct Business	4 Direct Unearned Premium Reserves	5 Direct Losses Paid (deducting salvage)	6 Direct Losses Incurred	7 Direct Losses Unpaid	8 Direct Defense and Cost Containment Expense Paid	9 Direct Defense and Cost Containment Expense Incurred	10 Direct Defense and Cost Containment Expense Unpaid	11 Commissions and Brokerage Expenses	12 Taxes, Licenses and Fees
	1 Direct Premiums Written	2 Direct Premiums Earned										
1. Fire.....	0	0	0	0	0	0	0	0	0	0	0	0
2.1 Allied lines.....	0	0	0	0	0	0	0	0	0	0	0	0
2.2 Multiple peril crop.....	0	0	0	0	0	0	0	0	0	0	0	0
2.3 Federal flood.....	0	0	0	0	0	0	0	0	0	0	0	0
2.4 Private crop.....	0	0	0	0	0	0	0	0	0	0	0	0
2.5 Private flood.....	0	0	0	0	0	0	0	0	0	0	0	0
3. Farmowners multiple peril.....	0	0	0	0	0	0	0	0	0	0	0	0
4. Homeowners multiple peril.....	0	0	0	0	0	0	0	0	0	0	0	0
5.1 Commercial multiple peril (non-liability portion).....	0	0	0	0	0	0	0	0	0	0	0	0
5.2 Commercial multiple peril (liability portion).....	0	0	0	0	0	0	0	0	0	0	0	0
6. Mortgage guaranty.....	0	0	0	0	0	0	0	0	0	0	0	0
8. Ocean marine.....	0	0	0	0	0	0	0	0	0	0	0	0
9. Inland marine.....	0	0	0	0	0	0	0	0	0	0	0	0
10. Financial guaranty.....	0	0	0	0	0	0	0	0	0	0	0	0
11. Medical professional liability.....	0	0	0	0	0	0	0	0	0	0	0	0
12. Earthquake.....	0	0	0	0	0	0	0	0	0	0	0	0
13. Group accident and health (b).....	0	0	0	0	0	0	0	0	0	0	0	0
14. Credit A&H (group and individual).....	0	0	0	0	0	0	0	0	0	0	0	0
15.1 Collectively renewable A&H (b).....	0	0	0	0	0	0	0	0	0	0	0	0
15.2 Non-cancelable A&H (b).....	0	0	0	0	0	0	0	0	0	0	0	0
15.3 Guaranteed renewable A&H (b).....	0	0	0	0	0	0	0	0	0	0	0	0
15.4 Non-renewable for stated reasons only (b).....	0	0	0	0	0	0	0	0	0	0	0	0
15.5 Other accident only.....	0	0	0	0	0	0	0	0	0	0	0	0
15.6 Medicare Title XVIII exempt from state taxes or fees.....	0	0	0	0	0	0	0	0	0	0	0	0
15.7 All other A&H (b).....	0	0	0	0	0	0	0	0	0	0	0	0
15.8 Federal employees health benefits plan premium.....	0	0	0	0	0	0	0	0	0	0	0	0
16. Workers' compensation.....	0	0	0	0	0	0	0	0	0	0	0	0
17.1 Other liability-occurrence.....	0	0	0	0	0	0	0	0	0	0	0	0
17.2 Other liability-claims-made.....	0	0	0	0	0	0	0	0	0	0	0	0
17.3 Excess workers' compensation.....	0	0	0	0	0	0	0	0	0	0	0	0
18. Products liability.....	0	0	0	0	0	0	0	0	0	0	0	0
19.1 Private passenger auto no-fault (personal injury protection).....	394,435	402,792	0	168,009	168,854	113,131	929,142	11,987	(60,678)	188,816	24,108	8,051
19.2 Other private passenger auto liability.....	2,223,650	2,279,508	0	924,811	1,388,575	765,512	2,866,443	143,094	83,215	243,830	140,458	45,200
19.3 Commercial auto no-fault (personal injury protection).....	0	0	0	0	0	0	0	0	0	0	0	0
19.4 Other commercial auto liability.....	0	0	0	0	0	0	0	0	0	0	0	0
21.1 Private passenger auto physical damage.....	2,052,155	2,103,829	0	823,064	756,464	782,078	33,053	4,332	3,628	566	125,792	41,756
21.2 Commercial auto physical damage.....	0	0	0	0	0	0	0	0	0	0	0	0
22. Aircraft (all perils).....	0	0	0	0	0	0	0	0	0	0	0	0
23. Fidelity.....	0	0	0	0	0	0	0	0	0	0	0	0
24. Surety.....	0	0	0	0	0	0	0	0	0	0	0	0
26. Burglary and theft.....	0	0	0	0	0	0	0	0	0	0	0	0
27. Boiler and machinery.....	0	0	0	0	0	0	0	0	0	0	0	0
28. Credit.....	0	0	0	0	0	0	0	0	0	0	0	0
30. Warranty.....	0	0	0	0	0	0	0	0	0	0	0	0
34. Aggregate write-ins for other lines of business.....	0	0	0	0	0	0	0	0	0	0	0	0
35. TOTALS (a).....	4,670,240	4,786,129	0	1,915,884	2,313,893	1,660,721	3,828,638	159,413	26,165	433,212	290,358	95,007

DETAILS OF WRITE-INS

3401. MISCELLANEOUS.....	0	0	0	0	0	0	0	0	0	0	0	0
3402.	0	0	0	0	0	0	0	0	0	0	0	0
3403.	0	0	0	0	0	0	0	0	0	0	0	0
3498. Summary of remaining write-ins for Line 34 from overflow page.....	0	0	0	0	0	0	0	0	0	0	0	0
3499. TOTALS (Lines 3401 through 3403 plus 3498) (Line 34 above).....	0	0	0	0	0	0	0	0	0	0	0	0

(a) Finance and service charges not included in Lines 1 to 35 \$...28,585.

(b) For health business on indicated lines report: Number of persons insured under PPO managed care products.....0 and number of persons insured under indemnity only products.....0.

EXHIBIT OF PREMIUMS AND LOSSES (Statutory Page 14)



NAIC Group Code.....241 NAIC Company Code....40169

BUSINESS IN THE STATE OF RHODE ISLAND DURING THE YEAR

Line of Business	Gross Premiums, Including Policy and Membership Fees, Less Return Premiums and Premiums on Policies not Taken		3 Dividends Paid or Credited to Policyholders on Direct Business	4 Direct Unearned Premium Reserves	5 Direct Losses Paid (deducting salvage)	6 Direct Losses Incurred	7 Direct Losses Unpaid	8 Direct Defense and Cost Containment Expense Paid	9 Direct Defense and Cost Containment Expense Incurred	10 Direct Defense and Cost Containment Expense Unpaid	11 Commissions and Brokerage Expenses	12 Taxes, Licenses and Fees
	1 Direct Premiums Written	2 Direct Premiums Earned										
1. Fire.....	0	0	0	0	0	0	0	0	0	0	0	0
2.1 Allied lines.....	0	0	0	0	0	0	0	0	0	0	0	0
2.2 Multiple peril crop.....	0	0	0	0	0	0	0	0	0	0	0	0
2.3 Federal flood.....	0	0	0	0	0	0	0	0	0	0	0	0
2.4 Private crop.....	0	0	0	0	0	0	0	0	0	0	0	0
2.5 Private flood.....	0	0	0	0	0	0	0	0	0	0	0	0
3. Farmowners multiple peril.....	0	0	0	0	0	0	0	0	0	0	0	0
4. Homeowners multiple peril.....	0	0	0	0	0	0	0	0	0	0	0	0
5.1 Commercial multiple peril (non-liability portion).....	0	0	0	0	0	0	0	0	0	0	0	0
5.2 Commercial multiple peril (liability portion).....	0	0	0	0	0	0	0	0	0	0	0	0
6. Mortgage guaranty.....	0	0	0	0	0	0	0	0	0	0	0	0
8. Ocean marine.....	0	0	0	0	0	0	0	0	0	0	0	0
9. Inland marine.....	0	0	0	0	0	0	0	0	0	0	0	0
10. Financial guaranty.....	0	0	0	0	0	0	0	0	0	0	0	0
11. Medical professional liability.....	0	0	0	0	0	0	0	0	0	0	0	0
12. Earthquake.....	0	0	0	0	0	0	0	0	0	0	0	0
13. Group accident and health (b).....	0	0	0	0	0	0	0	0	0	0	0	0
14. Credit A&H (group and individual).....	0	0	0	0	0	0	0	0	0	0	0	0
15.1 Collectively renewable A&H (b).....	0	0	0	0	0	0	0	0	0	0	0	0
15.2 Non-cancelable A&H (b).....	0	0	0	0	0	0	0	0	0	0	0	0
15.3 Guaranteed renewable A&H (b).....	0	0	0	0	0	0	0	0	0	0	0	0
15.4 Non-renewable for stated reasons only (b).....	0	0	0	0	0	0	0	0	0	0	0	0
15.5 Other accident only.....	0	0	0	0	0	0	0	0	0	0	0	0
15.6 Medicare Title XVIII exempt from state taxes or fees.....	0	0	0	0	0	0	0	0	0	0	0	0
15.7 All other A&H (b).....	0	0	0	0	0	0	0	0	0	0	0	0
15.8 Federal employees health benefits plan premium.....	0	0	0	0	0	0	0	0	0	0	0	0
16. Workers' compensation.....	0	0	0	0	0	0	0	0	0	0	0	0
17.1 Other liability-occurrence.....	0	0	0	0	0	0	0	0	0	0	0	0
17.2 Other liability-claims-made.....	0	0	0	0	0	0	0	0	0	0	0	0
17.3 Excess workers' compensation.....	0	0	0	0	0	0	0	0	0	0	0	0
18. Products liability.....	0	0	0	0	0	0	0	0	0	0	0	0
19.1 Private passenger auto no-fault (personal injury protection).....	0	0	0	0	0	0	0	0	0	0	0	0
19.2 Other private passenger auto liability.....	12,878,258	13,589,253	0	5,765,454	10,833,072	8,880,026	13,384,289	79,010	(72,708)	1,130,562	1,266,451	295,458
19.3 Commercial auto no-fault (personal injury protection).....	0	0	0	0	0	0	0	0	0	0	0	0
19.4 Other commercial auto liability.....	0	0	0	0	0	0	0	0	0	0	0	0
21.1 Private passenger auto physical damage.....	7,134,747	8,006,484	0	3,117,321	4,037,542	4,015,281	(90,960)	13,975	17,219	7,558	711,479	163,606
21.2 Commercial auto physical damage.....	0	0	0	0	0	0	0	0	0	0	0	0
22. Aircraft (all perils).....	0	0	0	0	0	0	0	0	0	0	0	0
23. Fidelity.....	0	0	0	0	0	0	0	0	0	0	0	0
24. Surety.....	0	0	0	0	0	0	0	0	0	0	0	0
26. Burglary and theft.....	0	0	0	0	0	0	0	0	0	0	0	0
27. Boiler and machinery.....	0	0	0	0	0	0	0	0	0	0	0	0
28. Credit.....	0	0	0	0	0	0	0	0	0	0	0	0
30. Warranty.....	0	0	0	0	0	0	0	0	0	0	0	0
34. Aggregate write-ins for other lines of business.....	0	0	0	0	0	0	0	0	0	0	0	0
35. TOTALS (a).....	20,013,005	21,595,737	0	8,882,775	14,870,614	12,895,307	13,293,329	92,985	(55,489)	1,138,120	1,977,930	459,064

DETAILS OF WRITE-INS

3401. MISCELLANEOUS.....	0	0	0	0	0	0	0	0	0	0	0	0
3402.	0	0	0	0	0	0	0	0	0	0	0	0
3403.	0	0	0	0	0	0	0	0	0	0	0	0
3498. Summary of remaining write-ins for Line 34 from overflow page.....	0	0	0	0	0	0	0	0	0	0	0	0
3499. TOTALS (Lines 3401 through 3403 plus 3498) (Line 34 above).....	0	0	0	0	0	0	0	0	0	0	0	0

(a) Finance and service charges not included in Lines 1 to 35 \$... 120,885.

(b) For health business on indicated lines report: Number of persons insured under PPO managed care products.....0 and number of persons insured under indemnity only products.....0.

19.RI

EXHIBIT OF PREMIUMS AND LOSSES (Statutory Page 14)



NAIC Group Code.....241 NAIC Company Code...40169

BUSINESS IN THE STATE OF SOUTH CAROLINA DURING THE YEAR

Line of Business	Gross Premiums, Including Policy and Membership Fees, Less Return Premiums and Premiums on Policies not Taken		3 Dividends Paid or Credited to Policyholders on Direct Business	4 Direct Unearned Premium Reserves	5 Direct Losses Paid (deducting salvage)	6 Direct Losses Incurred	7 Direct Losses Unpaid	8 Direct Defense and Cost Containment Expense Paid	9 Direct Defense and Cost Containment Expense Incurred	10 Direct Defense and Cost Containment Expense Unpaid	11 Commissions and Brokerage Expenses	12 Taxes, Licenses and Fees
	1 Direct Premiums Written	2 Direct Premiums Earned										
1. Fire.....	0	0	0	0	0	0	0	0	0	0	0	0
2.1 Allied lines.....	0	0	0	0	0	0	0	0	0	0	0	0
2.2 Multiple peril crop.....	0	0	0	0	0	0	0	0	0	0	0	0
2.3 Federal flood.....	0	0	0	0	0	0	0	0	0	0	0	0
2.4 Private crop.....	0	0	0	0	0	0	0	0	0	0	0	0
2.5 Private flood.....	0	0	0	0	0	0	0	0	0	0	0	0
3. Farmowners multiple peril.....	0	0	0	0	0	0	0	0	0	0	0	0
4. Homeowners multiple peril.....	29,496	5,624	0	23,872	0	358	358	0	12	12	2,770	645
5.1 Commercial multiple peril (non-liability portion).....	0	0	0	0	0	0	0	0	0	0	0	0
5.2 Commercial multiple peril (liability portion).....	0	0	0	0	0	0	0	0	0	0	0	0
6. Mortgage guaranty.....	0	0	0	0	0	0	0	0	0	0	0	0
8. Ocean marine.....	0	0	0	0	0	0	0	0	0	0	0	0
9. Inland marine.....	53	14	0	39	0	1	1	0	0	0	5	1
10. Financial guaranty.....	0	0	0	0	0	0	0	0	0	0	0	0
11. Medical professional liability.....	0	0	0	0	0	0	0	0	0	0	0	0
12. Earthquake.....	0	0	0	0	0	0	0	0	0	0	0	0
13. Group accident and health (b).....	0	0	0	0	0	0	0	0	0	0	0	0
14. Credit A&H (group and individual).....	0	0	0	0	0	0	0	0	0	0	0	0
15.1 Collectively renewable A&H (b).....	0	0	0	0	0	0	0	0	0	0	0	0
15.2 Non-cancelable A&H (b).....	0	0	0	0	0	0	0	0	0	0	0	0
15.3 Guaranteed renewable A&H (b).....	0	0	0	0	0	0	0	0	0	0	0	0
15.4 Non-renewable for stated reasons only (b).....	0	0	0	0	0	0	0	0	0	0	0	0
15.5 Other accident only.....	0	0	0	0	0	0	0	0	0	0	0	0
15.6 Medicare Title XVIII exempt from state taxes or fees.....	0	0	0	0	0	0	0	0	0	0	0	0
15.7 All other A&H (b).....	0	0	0	0	0	0	0	0	0	0	0	0
15.8 Federal employees health benefits plan premium.....	0	0	0	0	0	0	0	0	0	0	0	0
16. Workers' compensation.....	0	0	0	0	0	0	0	0	0	0	0	0
17.1 Other liability-occurrence.....	0	0	0	0	0	0	0	0	0	0	0	0
17.2 Other liability-claims-made.....	0	0	0	0	0	0	0	0	0	0	0	0
17.3 Excess workers' compensation.....	0	0	0	0	0	0	0	0	0	0	0	0
18. Products liability.....	0	0	0	0	0	0	0	0	0	0	0	0
19.1 Private passenger auto no-fault (personal injury protection).....	14,360	8,719	0	5,792	22,177	68,323	46,178	0	9,376	9,384	1,273	314
19.2 Other private passenger auto liability.....	4,629,274	2,762,870	0	1,903,962	1,178,242	3,224,532	2,091,368	0	142,428	145,255	454,731	101,271
19.3 Commercial auto no-fault (personal injury protection).....	0	0	0	0	0	0	0	0	0	0	0	0
19.4 Other commercial auto liability.....	0	0	0	0	0	0	0	0	0	0	0	0
21.1 Private passenger auto physical damage.....	2,622,027	1,568,569	0	1,081,081	1,066,005	1,333,579	280,183	525	(3,603)	(4,282)	226,532	57,360
21.2 Commercial auto physical damage.....	0	0	0	0	0	0	0	0	0	0	0	0
22. Aircraft (all perils).....	0	0	0	0	0	0	0	0	0	0	0	0
23. Fidelity.....	0	0	0	0	0	0	0	0	0	0	0	0
24. Surety.....	0	0	0	0	0	0	0	0	0	0	0	0
26. Burglary and theft.....	0	0	0	0	0	0	0	0	0	0	0	0
27. Boiler and machinery.....	0	0	0	0	0	0	0	0	0	0	0	0
28. Credit.....	0	0	0	0	0	0	0	0	0	0	0	0
30. Warranty.....	0	0	0	0	0	0	0	0	0	0	0	0
34. Aggregate write-ins for other lines of business.....	0	0	0	0	0	0	0	0	0	0	0	0
35. TOTALS (a).....	7,295,210	4,345,796	0	3,014,746	2,266,424	4,626,793	2,418,088	525	148,213	150,369	685,311	159,591

DETAILS OF WRITE-INS

3401. MISCELLANEOUS.....	0	0	0	0	0	0	0	0	0	0	0	0
3402.	0	0	0	0	0	0	0	0	0	0	0	0
3403.	0	0	0	0	0	0	0	0	0	0	0	0
3498. Summary of remaining write-ins for Line 34 from overflow page.....	0	0	0	0	0	0	0	0	0	0	0	0
3499. TOTALS (Lines 3401 through 3403 plus 3498) (Line 34 above).....	0	0	0	0	0	0	0	0	0	0	0	0

(a) Finance and service charges not included in Lines 1 to 35 \$.....0.

(b) For health business on indicated lines report: Number of persons insured under PPO managed care products.....0 and number of persons insured under indemnity only products.....0.

19.SC

EXHIBIT OF PREMIUMS AND LOSSES (Statutory Page 14)



NAIC Group Code.....241 NAIC Company Code...40169

BUSINESS IN THE STATE OF SOUTH DAKOTA DURING THE YEAR

19.SD

Line of Business	Gross Premiums, Including Policy and Membership Fees, Less Return Premiums and Premiums on Policies not Taken		3 Dividends Paid or Credited to Policyholders on Direct Business	4 Direct Unearned Premium Reserves	5 Direct Losses Paid (deducting salvage)	6 Direct Losses Incurred	7 Direct Losses Unpaid	8 Direct Defense and Cost Containment Expense Paid	9 Direct Defense and Cost Containment Expense Incurred	10 Direct Defense and Cost Containment Expense Unpaid	11 Commissions and Brokerage Expenses	12 Taxes, Licenses and Fees
	1 Direct Premiums Written	2 Direct Premiums Earned										
1. Fire.....	0	0	0	0	0	0	0	0	0	0	0	0
2.1 Allied lines.....	0	0	0	0	0	0	0	0	0	0	0	0
2.2 Multiple peril crop.....	0	0	0	0	0	0	0	0	0	0	0	0
2.3 Federal flood.....	0	0	0	0	0	0	0	0	0	0	0	0
2.4 Private crop.....	0	0	0	0	0	0	0	0	0	0	0	0
2.5 Private flood.....	0	0	0	0	0	0	0	0	0	0	0	0
3. Farmowners multiple peril.....	0	0	0	0	0	0	0	0	0	0	0	0
4. Homeowners multiple peril.....	0	0	0	0	0	0	0	0	0	0	0	0
5.1 Commercial multiple peril (non-liability portion).....	0	0	0	0	0	0	0	0	0	0	0	0
5.2 Commercial multiple peril (liability portion).....	0	0	0	0	0	0	0	0	0	0	0	0
6. Mortgage guaranty.....	0	0	0	0	0	0	0	0	0	0	0	0
8. Ocean marine.....	0	0	0	0	0	0	0	0	0	0	0	0
9. Inland marine.....	0	0	0	0	0	0	0	0	0	0	0	0
10. Financial guaranty.....	0	0	0	0	0	0	0	0	0	0	0	0
11. Medical professional liability.....	0	0	0	0	0	0	0	0	0	0	0	0
12. Earthquake.....	0	0	0	0	0	0	0	0	0	0	0	0
13. Group accident and health (b).....	0	0	0	0	0	0	0	0	0	0	0	0
14. Credit A&H (group and individual).....	0	0	0	0	0	0	0	0	0	0	0	0
15.1 Collectively renewable A&H (b).....	0	0	0	0	0	0	0	0	0	0	0	0
15.2 Non-cancelable A&H (b).....	0	0	0	0	0	0	0	0	0	0	0	0
15.3 Guaranteed renewable A&H (b).....	0	0	0	0	0	0	0	0	0	0	0	0
15.4 Non-renewable for stated reasons only (b).....	0	0	0	0	0	0	0	0	0	0	0	0
15.5 Other accident only.....	0	0	0	0	0	0	0	0	0	0	0	0
15.6 Medicare Title XVIII exempt from state taxes or fees.....	0	0	0	0	0	0	0	0	0	0	0	0
15.7 All other A&H (b).....	0	0	0	0	0	0	0	0	0	0	0	0
15.8 Federal employees health benefits plan premium.....	0	0	0	0	0	0	0	0	0	0	0	0
16. Workers' compensation.....	0	0	0	0	0	0	0	0	0	0	0	0
17.1 Other liability-occurrence.....	0	0	0	0	0	0	0	0	0	0	0	0
17.2 Other liability-claims-made.....	0	0	0	0	0	0	0	0	0	0	0	0
17.3 Excess workers' compensation.....	0	0	0	0	0	0	0	0	0	0	0	0
18. Products liability.....	0	0	0	0	0	0	0	0	0	0	0	0
19.1 Private passenger auto no-fault (personal injury protection).....	0	0	0	0	0	0	0	0	0	0	0	0
19.2 Other private passenger auto liability.....	0	0	0	0	0	0	0	0	0	0	0	0
19.3 Commercial auto no-fault (personal injury protection).....	0	0	0	0	0	0	0	0	0	0	0	0
19.4 Other commercial auto liability.....	0	0	0	0	0	0	0	0	0	0	0	0
21.1 Private passenger auto physical damage.....	0	0	0	0	0	0	0	0	0	0	0	0
21.2 Commercial auto physical damage.....	0	0	0	0	0	0	0	0	0	0	0	0
22. Aircraft (all perils).....	0	0	0	0	0	0	0	0	0	0	0	0
23. Fidelity.....	0	0	0	0	0	0	0	0	0	0	0	0
24. Surety.....	0	0	0	0	0	0	0	0	0	0	0	0
26. Burglary and theft.....	0	0	0	0	0	0	0	0	0	0	0	0
27. Boiler and machinery.....	0	0	0	0	0	0	0	0	0	0	0	0
28. Credit.....	0	0	0	0	0	0	0	0	0	0	0	0
30. Warranty.....	0	0	0	0	0	0	0	0	0	0	0	0
34. Aggregate write-ins for other lines of business.....	0	0	0	0	0	0	0	0	0	0	0	1,550
35. TOTALS (a).....	0	0	0	0	0	0	0	0	0	0	0	1,550

DETAILS OF WRITE-INS

3401. MISCELLANEOUS.....	0	0	0	0	0	0	0	0	0	0	0	1,550
3402.	0	0	0	0	0	0	0	0	0	0	0	0
3403.	0	0	0	0	0	0	0	0	0	0	0	0
3498. Summary of remaining write-ins for Line 34 from overflow page.....	0	0	0	0	0	0	0	0	0	0	0	0
3499. TOTALS (Lines 3401 through 3403 plus 3498) (Line 34 above).....	0	0	0	0	0	0	0	0	0	0	0	1,550

(a) Finance and service charges not included in Lines 1 to 35 \$.....0.

(b) For health business on indicated lines report: Number of persons insured under PPO managed care products.....0 and number of persons insured under indemnity only products.....0.

EXHIBIT OF PREMIUMS AND LOSSES (Statutory Page 14)



NAIC Group Code.....241 NAIC Company Code...40169

BUSINESS IN THE STATE OF TENNESSEE DURING THE YEAR

19.TN

Line of Business	Gross Premiums, Including Policy and Membership Fees, Less Return Premiums and Premiums on Policies not Taken		3 Dividends Paid or Credited to Policyholders on Direct Business	4 Direct Unearned Premium Reserves	5 Direct Losses Paid (deducting salvage)	6 Direct Losses Incurred	7 Direct Losses Unpaid	8 Direct Defense and Cost Containment Expense Paid	9 Direct Defense and Cost Containment Expense Incurred	10 Direct Defense and Cost Containment Expense Unpaid	11 Commissions and Brokerage Expenses	12 Taxes, Licenses and Fees
	1 Direct Premiums Written	2 Direct Premiums Earned										
1. Fire.....	0	0	0	0	0	0	0	0	0	0	0	0
2.1 Allied lines.....	0	0	0	0	0	0	0	0	0	0	0	0
2.2 Multiple peril crop.....	0	0	0	0	0	0	0	0	0	0	0	0
2.3 Federal flood.....	0	0	0	0	0	0	0	0	0	0	0	0
2.4 Private crop.....	0	0	0	0	0	0	0	0	0	0	0	0
2.5 Private flood.....	0	0	0	0	0	0	0	0	0	0	0	0
3. Farmowners multiple peril.....	0	0	0	0	0	0	0	0	0	0	0	0
4. Homeowners multiple peril.....	0	0	0	0	0	0	0	0	0	0	0	0
5.1 Commercial multiple peril (non-liability portion).....	0	0	0	0	0	0	0	0	0	0	0	0
5.2 Commercial multiple peril (liability portion).....	0	0	0	0	0	0	0	0	0	0	0	0
6. Mortgage guaranty.....	0	0	0	0	0	0	0	0	0	0	0	0
8. Ocean marine.....	0	0	0	0	0	0	0	0	0	0	0	0
9. Inland marine.....	0	0	0	0	0	0	0	0	0	0	0	0
10. Financial guaranty.....	0	0	0	0	0	0	0	0	0	0	0	0
11. Medical professional liability.....	0	0	0	0	0	0	0	0	0	0	0	0
12. Earthquake.....	0	0	0	0	0	0	0	0	0	0	0	0
13. Group accident and health (b).....	0	0	0	0	0	0	0	0	0	0	0	0
14. Credit A&H (group and individual).....	0	0	0	0	0	0	0	0	0	0	0	0
15.1 Collectively renewable A&H (b).....	0	0	0	0	0	0	0	0	0	0	0	0
15.2 Non-cancelable A&H (b).....	0	0	0	0	0	0	0	0	0	0	0	0
15.3 Guaranteed renewable A&H (b).....	0	0	0	0	0	0	0	0	0	0	0	0
15.4 Non-renewable for stated reasons only (b).....	0	0	0	0	0	0	0	0	0	0	0	0
15.5 Other accident only.....	0	0	0	0	0	0	0	0	0	0	0	0
15.6 Medicare Title XVIII exempt from state taxes or fees.....	0	0	0	0	0	0	0	0	0	0	0	0
15.7 All other A&H (b).....	0	0	0	0	0	0	0	0	0	0	0	0
15.8 Federal employees health benefits plan premium.....	0	0	0	0	0	0	0	0	0	0	0	0
16. Workers' compensation.....	0	0	0	0	0	0	0	0	0	0	0	0
17.1 Other liability-occurrence.....	0	0	0	0	0	0	0	0	0	0	0	0
17.2 Other liability-claims-made.....	0	0	0	0	0	0	0	0	0	0	0	0
17.3 Excess workers' compensation.....	0	0	0	0	0	0	0	0	0	0	0	0
18. Products liability.....	0	0	0	0	0	0	0	0	0	0	0	0
19.1 Private passenger auto no-fault (personal injury protection).....	0	0	0	0	0	0	0	0	0	0	0	0
19.2 Other private passenger auto liability.....	7,720,280	7,418,291	0	3,751,018	4,260,543	4,187,957	3,670,965	142,230	123,497	276,515	835,482	191,500
19.3 Commercial auto no-fault (personal injury protection).....	0	0	0	0	0	0	0	0	0	0	0	0
19.4 Other commercial auto liability.....	0	0	0	0	0	0	0	0	0	0	0	0
21.1 Private passenger auto physical damage.....	7,010,268	6,881,930	0	3,362,824	3,469,766	3,614,659	263,682	9,870	5,746	(1,837)	769,328	173,729
21.2 Commercial auto physical damage.....	0	0	0	0	0	0	0	0	0	0	0	0
22. Aircraft (all perils).....	0	0	0	0	0	0	0	0	0	0	0	0
23. Fidelity.....	0	0	0	0	0	0	0	0	0	0	0	0
24. Surety.....	0	0	0	0	0	0	0	0	0	0	0	0
26. Burglary and theft.....	0	0	0	0	0	0	0	0	0	0	0	0
27. Boiler and machinery.....	0	0	0	0	0	0	0	0	0	0	0	0
28. Credit.....	0	0	0	0	0	0	0	0	0	0	0	0
30. Warranty.....	0	0	0	0	0	0	0	0	0	0	0	0
34. Aggregate write-ins for other lines of business.....	0	0	0	0	0	0	0	0	0	0	0	0
35. TOTALS (a).....	14,730,548	14,300,221	0	7,113,842	7,730,309	7,802,616	3,934,647	152,100	129,243	274,678	1,604,810	365,229

DETAILS OF WRITE-INS

3401. MISCELLANEOUS.....	0	0	0	0	0	0	0	0	0	0	0	0
3402.	0	0	0	0	0	0	0	0	0	0	0	0
3403.	0	0	0	0	0	0	0	0	0	0	0	0
3498. Summary of remaining write-ins for Line 34 from overflow page.....	0	0	0	0	0	0	0	0	0	0	0	0
3499. TOTALS (Lines 3401 through 3403 plus 3498) (Line 34 above).....	0	0	0	0	0	0	0	0	0	0	0	0

(a) Finance and service charges not included in Lines 1 to 35 \$...38,421.

(b) For health business on indicated lines report: Number of persons insured under PPO managed care products.....0 and number of persons insured under indemnity only products.....0.

EXHIBIT OF PREMIUMS AND LOSSES (Statutory Page 14)



NAIC Group Code.....241 NAIC Company Code...40169

BUSINESS IN THE STATE OF TEXAS DURING THE YEAR

19.TX

Line of Business	Gross Premiums, Including Policy and Membership Fees, Less Return Premiums and Premiums on Policies not Taken		3 Dividends Paid or Credited to Policyholders on Direct Business	4 Direct Unearned Premium Reserves	5 Direct Losses Paid (deducting salvage)	6 Direct Losses Incurred	7 Direct Losses Unpaid	8 Direct Defense and Cost Containment Expense Paid	9 Direct Defense and Cost Containment Expense Incurred	10 Direct Defense and Cost Containment Expense Unpaid	11 Commissions and Brokerage Expenses	12 Taxes, Licenses and Fees
	1 Direct Premiums Written	2 Direct Premiums Earned										
1. Fire.....	0	0	0	0	0	0	0	0	0	0	0	0
2.1 Allied lines.....	0	0	0	0	0	0	0	0	0	0	0	0
2.2 Multiple peril crop.....	0	0	0	0	0	0	0	0	0	0	0	0
2.3 Federal flood.....	0	0	0	0	0	0	0	0	0	0	0	0
2.4 Private crop.....	0	0	0	0	0	0	0	0	0	0	0	0
2.5 Private flood.....	0	0	0	0	0	0	0	0	0	0	0	0
3. Farmowners multiple peril.....	0	0	0	0	0	0	0	0	0	0	0	0
4. Homeowners multiple peril.....	0	0	0	0	0	0	0	0	0	0	0	0
5.1 Commercial multiple peril (non-liability portion).....	0	0	0	0	0	0	0	0	0	0	0	0
5.2 Commercial multiple peril (liability portion).....	0	0	0	0	0	0	0	0	0	0	0	0
6. Mortgage guaranty.....	0	0	0	0	0	0	0	0	0	0	0	0
8. Ocean marine.....	0	0	0	0	0	0	0	0	0	0	0	0
9. Inland marine.....	0	0	0	0	0	0	0	0	0	0	0	0
10. Financial guaranty.....	0	0	0	0	0	0	0	0	0	0	0	0
11. Medical professional liability.....	0	0	0	0	0	0	0	0	0	0	0	0
12. Earthquake.....	0	0	0	0	0	0	0	0	0	0	0	0
13. Group accident and health (b).....	0	0	0	0	0	0	0	0	0	0	0	0
14. Credit A&H (group and individual).....	0	0	0	0	0	0	0	0	0	0	0	0
15.1 Collectively renewable A&H (b).....	0	0	0	0	0	0	0	0	0	0	0	0
15.2 Non-cancelable A&H (b).....	0	0	0	0	0	0	0	0	0	0	0	0
15.3 Guaranteed renewable A&H (b).....	0	0	0	0	0	0	0	0	0	0	0	0
15.4 Non-renewable for stated reasons only (b).....	0	0	0	0	0	0	0	0	0	0	0	0
15.5 Other accident only.....	0	0	0	0	0	0	0	0	0	0	0	0
15.6 Medicare Title XVIII exempt from state taxes or fees.....	0	0	0	0	0	0	0	0	0	0	0	0
15.7 All other A&H (b).....	0	0	0	0	0	0	0	0	0	0	0	0
15.8 Federal employees health benefits plan premium.....	0	0	0	0	0	0	0	0	0	0	0	0
16. Workers' compensation.....	0	0	0	0	0	0	0	0	0	0	0	0
17.1 Other liability-occurrence.....	0	0	0	0	0	0	0	0	0	0	0	0
17.2 Other liability-claims-made.....	0	0	0	0	0	0	0	0	0	0	0	0
17.3 Excess workers' compensation.....	0	0	0	0	0	0	0	0	0	0	0	0
18. Products liability.....	0	0	0	0	0	0	0	0	0	0	0	0
19.1 Private passenger auto no-fault (personal injury protection).....	48,692	50,643	0	11,232	21,190	31,170	26,744	0	984	5,435	2,485	1,108
19.2 Other private passenger auto liability.....	949,364	959,494	0	223,465	765,849	504,610	389,406	49,505	30,385	30,375	49,636	21,627
19.3 Commercial auto no-fault (personal injury protection).....	0	0	0	0	0	0	0	0	0	0	0	0
19.4 Other commercial auto liability.....	0	0	0	0	0	0	0	0	0	0	0	0
21.1 Private passenger auto physical damage.....	1,011,395	1,028,457	0	241,535	746,413	819,260	136,571	326	2,576	2,893	51,778	23,041
21.2 Commercial auto physical damage.....	0	0	0	0	0	0	0	0	0	0	0	0
22. Aircraft (all perils).....	0	0	0	0	0	0	0	0	0	0	0	0
23. Fidelity.....	0	0	0	0	0	0	0	0	0	0	0	0
24. Surety.....	0	0	0	0	0	0	0	0	0	0	0	0
26. Burglary and theft.....	0	0	0	0	0	0	0	0	0	0	0	0
27. Boiler and machinery.....	0	0	0	0	0	0	0	0	0	0	0	0
28. Credit.....	0	0	0	0	0	0	0	0	0	0	0	0
30. Warranty.....	0	0	0	0	0	0	0	0	0	0	0	0
34. Aggregate write-ins for other lines of business.....	0	0	0	0	0	0	0	0	0	0	0	0
35. TOTALS (a).....	2,009,451	2,038,594	0	476,232	1,533,452	1,355,040	552,721	49,831	33,945	38,703	103,899	45,776

DETAILS OF WRITE-INS

3401. MISCELLANEOUS.....	0	0	0	0	0	0	0	0	0	0	0	0
3402.	0	0	0	0	0	0	0	0	0	0	0	0
3403.	0	0	0	0	0	0	0	0	0	0	0	0
3498. Summary of remaining write-ins for Line 34 from overflow page.....	0	0	0	0	0	0	0	0	0	0	0	0
3499. TOTALS (Lines 3401 through 3403 plus 3498) (Line 34 above).....	0	0	0	0	0	0	0	0	0	0	0	0

(a) Finance and service charges not included in Lines 1 to 35 \$14,045.

(b) For health business on indicated lines report: Number of persons insured under PPO managed care products.....0 and number of persons insured under indemnity only products.....0.

EXHIBIT OF PREMIUMS AND LOSSES (Statutory Page 14)



NAIC Group Code.....241 NAIC Company Code...40169

BUSINESS IN THE STATE OF UTAH DURING THE YEAR

19.UT

Line of Business	Gross Premiums, Including Policy and Membership Fees, Less Return Premiums and Premiums on Policies not Taken		3 Dividends Paid or Credited to Policyholders on Direct Business	4 Direct Unearned Premium Reserves	5 Direct Losses Paid (deducting salvage)	6 Direct Losses Incurred	7 Direct Losses Unpaid	8 Direct Defense and Cost Containment Expense Paid	9 Direct Defense and Cost Containment Expense Incurred	10 Direct Defense and Cost Containment Expense Unpaid	11 Commissions and Brokerage Expenses	12 Taxes, Licenses and Fees
	1 Direct Premiums Written	2 Direct Premiums Earned										
1. Fire.....	0	0	0	0	0	0	0	0	0	0	0	0
2.1 Allied lines.....	0	0	0	0	0	0	0	0	0	0	0	0
2.2 Multiple peril crop.....	0	0	0	0	0	0	0	0	0	0	0	0
2.3 Federal flood.....	0	0	0	0	0	0	0	0	0	0	0	0
2.4 Private crop.....	0	0	0	0	0	0	0	0	0	0	0	0
2.5 Private flood.....	0	0	0	0	0	0	0	0	0	0	0	0
3. Farmowners multiple peril.....	0	0	0	0	0	0	0	0	0	0	0	0
4. Homeowners multiple peril.....	0	0	0	0	0	0	0	0	0	0	0	0
5.1 Commercial multiple peril (non-liability portion).....	0	0	0	0	0	0	0	0	0	0	0	0
5.2 Commercial multiple peril (liability portion).....	0	0	0	0	0	0	0	0	0	0	0	0
6. Mortgage guaranty.....	0	0	0	0	0	0	0	0	0	0	0	0
8. Ocean marine.....	0	0	0	0	0	0	0	0	0	0	0	0
9. Inland marine.....	0	0	0	0	0	0	0	0	0	0	0	0
10. Financial guaranty.....	0	0	0	0	0	0	0	0	0	0	0	0
11. Medical professional liability.....	0	0	0	0	0	0	0	0	0	0	0	0
12. Earthquake.....	0	0	0	0	0	0	0	0	0	0	0	0
13. Group accident and health (b).....	0	0	0	0	0	0	0	0	0	0	0	0
14. Credit A&H (group and individual).....	0	0	0	0	0	0	0	0	0	0	0	0
15.1 Collectively renewable A&H (b).....	0	0	0	0	0	0	0	0	0	0	0	0
15.2 Non-cancelable A&H (b).....	0	0	0	0	0	0	0	0	0	0	0	0
15.3 Guaranteed renewable A&H (b).....	0	0	0	0	0	0	0	0	0	0	0	0
15.4 Non-renewable for stated reasons only (b).....	0	0	0	0	0	0	0	0	0	0	0	0
15.5 Other accident only.....	0	0	0	0	0	0	0	0	0	0	0	0
15.6 Medicare Title XVIII exempt from state taxes or fees.....	0	0	0	0	0	0	0	0	0	0	0	0
15.7 All other A&H (b).....	0	0	0	0	0	0	0	0	0	0	0	0
15.8 Federal employees health benefits plan premium.....	0	0	0	0	0	0	0	0	0	0	0	0
16. Workers' compensation.....	0	0	0	0	0	0	0	0	0	0	0	0
17.1 Other liability-occurrence.....	0	0	0	0	0	0	0	0	0	0	0	0
17.2 Other liability-claims-made.....	0	0	0	0	0	0	0	0	0	0	0	0
17.3 Excess workers' compensation.....	0	0	0	0	0	0	0	0	0	0	0	0
18. Products liability.....	0	0	0	0	0	0	0	0	0	0	0	0
19.1 Private passenger auto no-fault (personal injury protection).....	113,187	169,970	0	33,175	268,345	234,180	(50,868)	125,714	119,838	(10,338)	10,733	2,610
19.2 Other private passenger auto liability.....	3,445,792	3,361,732	0	1,478,174	2,414,499	1,626,024	2,388,270	125,439	52,597	198,067	326,168	78,871
19.3 Commercial auto no-fault (personal injury protection).....	0	0	0	0	0	0	0	0	0	0	0	0
19.4 Other commercial auto liability.....	0	0	0	0	0	0	0	0	0	0	0	0
21.1 Private passenger auto physical damage.....	2,649,945	2,664,841	0	1,121,516	1,081,857	1,161,727	41,878	3,342	1,402	(829)	252,968	59,295
21.2 Commercial auto physical damage.....	0	0	0	0	0	0	0	0	0	0	0	0
22. Aircraft (all perils).....	0	0	0	0	0	0	0	0	0	0	0	0
23. Fidelity.....	0	0	0	0	0	0	0	0	0	0	0	0
24. Surety.....	0	0	0	0	0	0	0	0	0	0	0	0
26. Burglary and theft.....	0	0	0	0	0	0	0	0	0	0	0	0
27. Boiler and machinery.....	0	0	0	0	0	0	0	0	0	0	0	0
28. Credit.....	0	0	0	0	0	0	0	0	0	0	0	0
30. Warranty.....	0	0	0	0	0	0	0	0	0	0	0	0
34. Aggregate write-ins for other lines of business.....	0	0	0	0	0	0	0	0	0	0	0	0
35. TOTALS (a).....	6,208,924	6,196,543	0	2,632,865	3,764,701	3,021,931	2,379,280	254,495	173,837	186,900	589,869	140,776

DETAILS OF WRITE-INS

3401. MISCELLANEOUS.....	0	0	0	0	0	0	0	0	0	0	0	0
3402.	0	0	0	0	0	0	0	0	0	0	0	0
3403.	0	0	0	0	0	0	0	0	0	0	0	0
3498. Summary of remaining write-ins for Line 34 from overflow page.....	0	0	0	0	0	0	0	0	0	0	0	0
3499. TOTALS (Lines 3401 through 3403 plus 3498) (Line 34 above).....	0	0	0	0	0	0	0	0	0	0	0	0

(a) Finance and service charges not included in Lines 1 to 35 \$....15,525.

(b) For health business on indicated lines report: Number of persons insured under PPO managed care products.....0 and number of persons insured under indemnity only products.....0.

EXHIBIT OF PREMIUMS AND LOSSES (Statutory Page 14)



NAIC Group Code.....241 NAIC Company Code...40169

BUSINESS IN THE STATE OF VIRGINIA DURING THE YEAR

Line of Business	Gross Premiums, Including Policy and Membership Fees, Less Return Premiums and Premiums on Policies not Taken		3 Dividends Paid or Credited to Policyholders on Direct Business	4 Direct Unearned Premium Reserves	5 Direct Losses Paid (deducting salvage)	6 Direct Losses Incurred	7 Direct Losses Unpaid	8 Direct Defense and Cost Containment Expense Paid	9 Direct Defense and Cost Containment Expense Incurred	10 Direct Defense and Cost Containment Expense Unpaid	11 Commissions and Brokerage Expenses	12 Taxes, Licenses and Fees
	1 Direct Premiums Written	2 Direct Premiums Earned										
1. Fire.....	6,198	6,520	0	3,163	2,968	2,740	743	442	417	155	1,590	198
2.1 Allied lines.....	0	0	0	0	0	0	0	0	0	0	0	0
2.2 Multiple peril crop.....	0	0	0	0	0	0	0	0	0	0	0	0
2.3 Federal flood.....	0	0	0	0	0	0	0	0	0	0	0	0
2.4 Private crop.....	0	0	0	0	0	0	0	0	0	0	0	0
2.5 Private flood.....	0	0	0	0	0	0	0	0	0	0	0	0
3. Farmowners multiple peril.....	0	0	0	0	0	0	0	0	0	0	0	0
4. Homeowners multiple peril.....	765,696	801,700	0	423,384	516,449	204,975	72,240	0	(6,116)	2,073	52,953	25,465
5.1 Commercial multiple peril (non-liability portion).....	0	0	0	0	0	0	0	0	0	0	0	0
5.2 Commercial multiple peril (liability portion).....	0	0	0	0	0	0	0	0	0	0	0	0
6. Mortgage guaranty.....	0	0	0	0	0	0	0	0	0	0	0	0
8. Ocean marine.....	0	0	0	0	0	0	0	0	0	0	0	0
9. Inland marine.....	18,091	18,466	0	10,768	1,386	1,192	1,203	0	(4)	40	1,436	605
10. Financial guaranty.....	0	0	0	0	0	0	0	0	0	0	0	0
11. Medical professional liability.....	0	0	0	0	0	0	0	0	0	0	0	0
12. Earthquake.....	2,842	2,813	0	1,790	0	(24)	167	0	2	5	188	95
13. Group accident and health (b).....	0	0	0	0	0	0	0	0	0	0	0	0
14. Credit A&H (group and individual).....	0	0	0	0	0	0	0	0	0	0	0	0
15.1 Collectively renewable A&H (b).....	0	0	0	0	0	0	0	0	0	0	0	0
15.2 Non-cancelable A&H (b).....	0	0	0	0	0	0	0	0	0	0	0	0
15.3 Guaranteed renewable A&H (b).....	0	0	0	0	0	0	0	0	0	0	0	0
15.4 Non-renewable for stated reasons only (b).....	0	0	0	0	0	0	0	0	0	0	0	0
15.5 Other accident only.....	0	0	0	0	0	0	0	0	0	0	0	0
15.6 Medicare Title XVIII exempt from state taxes or fees.....	0	0	0	0	0	0	0	0	0	0	0	0
15.7 All other A&H (b).....	0	0	0	0	0	0	0	0	0	0	0	0
15.8 Federal employees health benefits plan premium.....	0	0	0	0	0	0	0	0	0	0	0	0
16. Workers' compensation.....	0	0	0	0	0	0	0	0	0	0	0	0
17.1 Other liability-occurrence.....	0	0	0	0	0	0	0	0	0	0	0	0
17.2 Other liability-claims-made.....	0	0	0	0	0	0	0	0	0	0	0	0
17.3 Excess workers' compensation.....	0	0	0	0	0	0	0	0	0	0	0	0
18. Products liability.....	0	0	0	0	0	0	0	0	0	0	0	0
19.1 Private passenger auto no-fault (personal injury protection).....	0	0	0	0	(200)	(1,191)	860	0	(305)	175	0	0
19.2 Other private passenger auto liability.....	4,126,014	4,062,878	18	1,602,990	2,729,212	2,228,283	1,996,295	133,583	89,345	157,619	191,949	97,546
19.3 Commercial auto no-fault (personal injury protection).....	0	0	0	0	0	0	0	0	0	0	0	0
19.4 Other commercial auto liability.....	0	0	0	0	0	0	0	0	0	0	0	0
21.1 Private passenger auto physical damage.....	3,043,180	3,047,618	13	1,166,253	1,525,693	1,477,825	10,550	2,802	2,497	1,576	144,399	72,034
21.2 Commercial auto physical damage.....	0	0	0	0	0	0	0	0	0	0	0	0
22. Aircraft (all perils).....	0	0	0	0	0	0	0	0	0	0	0	0
23. Fidelity.....	0	0	0	0	0	0	0	0	0	0	0	0
24. Surety.....	0	0	0	0	0	0	0	0	0	0	0	0
26. Burglary and theft.....	0	0	0	0	0	0	0	0	0	0	0	0
27. Boiler and machinery.....	0	0	0	0	0	0	0	0	0	0	0	0
28. Credit.....	0	0	0	0	0	0	0	0	0	0	0	0
30. Warranty.....	0	0	0	0	0	0	0	0	0	0	0	0
34. Aggregate write-ins for other lines of business.....	0	0	0	0	0	0	0	0	0	0	0	0
35. TOTALS (a).....	7,962,021	7,939,995	31	3,208,348	4,775,508	3,913,800	2,082,058	136,827	85,836	161,643	392,515	195,943

DETAILS OF WRITE-INS

3401. MISCELLANEOUS.....	0	0	0	0	0	0	0	0	0	0	0	0
3402.	0	0	0	0	0	0	0	0	0	0	0	0
3403.	0	0	0	0	0	0	0	0	0	0	0	0
3498. Summary of remaining write-ins for Line 34 from overflow page.....	0	0	0	0	0	0	0	0	0	0	0	0
3499. TOTALS (Lines 3401 through 3403 plus 3498) (Line 34 above).....	0	0	0	0	0	0	0	0	0	0	0	0

(a) Finance and service charges not included in Lines 1 to 35 \$...34,483.

(b) For health business on indicated lines report: Number of persons insured under PPO managed care products.....0 and number of persons insured under indemnity only products.....0.

19.VA

EXHIBIT OF PREMIUMS AND LOSSES (Statutory Page 14)



NAIC Group Code.....241 NAIC Company Code...40169

BUSINESS IN THE STATE OF VERMONT DURING THE YEAR

Line of Business	Gross Premiums, Including Policy and Membership Fees, Less Return Premiums and Premiums on Policies not Taken		3 Dividends Paid or Credited to Policyholders on Direct Business	4 Direct Unearned Premium Reserves	5 Direct Losses Paid (deducting salvage)	6 Direct Losses Incurred	7 Direct Losses Unpaid	8 Direct Defense and Cost Containment Expense Paid	9 Direct Defense and Cost Containment Expense Incurred	10 Direct Defense and Cost Containment Expense Unpaid	11 Commissions and Brokerage Expenses	12 Taxes, Licenses and Fees
	1 Direct Premiums Written	2 Direct Premiums Earned										
1. Fire.....	0	0	0	0	0	0	0	0	0	0	0	0
2.1 Allied lines.....	0	0	0	0	0	0	0	0	0	0	0	0
2.2 Multiple peril crop.....	0	0	0	0	0	0	0	0	0	0	0	0
2.3 Federal flood.....	0	0	0	0	0	0	0	0	0	0	0	0
2.4 Private crop.....	0	0	0	0	0	0	0	0	0	0	0	0
2.5 Private flood.....	0	0	0	0	0	0	0	0	0	0	0	0
3. Farmowners multiple peril.....	0	0	0	0	0	0	0	0	0	0	0	0
4. Homeowners multiple peril.....	0	0	0	0	0	0	0	0	0	0	0	0
5.1 Commercial multiple peril (non-liability portion).....	0	0	0	0	0	0	0	0	0	0	0	0
5.2 Commercial multiple peril (liability portion).....	0	0	0	0	0	0	0	0	0	0	0	0
6. Mortgage guaranty.....	0	0	0	0	0	0	0	0	0	0	0	0
8. Ocean marine.....	0	0	0	0	0	0	0	0	0	0	0	0
9. Inland marine.....	0	0	0	0	0	0	0	0	0	0	0	0
10. Financial guaranty.....	0	0	0	0	0	0	0	0	0	0	0	0
11. Medical professional liability.....	0	0	0	0	0	0	0	0	0	0	0	0
12. Earthquake.....	0	0	0	0	0	0	0	0	0	0	0	0
13. Group accident and health (b).....	0	0	0	0	0	0	0	0	0	0	0	0
14. Credit A&H (group and individual).....	0	0	0	0	0	0	0	0	0	0	0	0
15.1 Collectively renewable A&H (b).....	0	0	0	0	0	0	0	0	0	0	0	0
15.2 Non-cancelable A&H (b).....	0	0	0	0	0	0	0	0	0	0	0	0
15.3 Guaranteed renewable A&H (b).....	0	0	0	0	0	0	0	0	0	0	0	0
15.4 Non-renewable for stated reasons only (b).....	0	0	0	0	0	0	0	0	0	0	0	0
15.5 Other accident only.....	0	0	0	0	0	0	0	0	0	0	0	0
15.6 Medicare Title XVIII exempt from state taxes or fees.....	0	0	0	0	0	0	0	0	0	0	0	0
15.7 All other A&H (b).....	0	0	0	0	0	0	0	0	0	0	0	0
15.8 Federal employees health benefits plan premium.....	0	0	0	0	0	0	0	0	0	0	0	0
16. Workers' compensation.....	0	0	0	0	0	0	0	0	0	0	0	0
17.1 Other liability-occurrence.....	0	0	0	0	0	0	0	0	0	0	0	0
17.2 Other liability-claims-made.....	0	0	0	0	0	0	0	0	0	0	0	0
17.3 Excess workers' compensation.....	0	0	0	0	0	0	0	0	0	0	0	0
18. Products liability.....	0	0	0	0	0	0	0	0	0	0	0	0
19.1 Private passenger auto no-fault (personal injury protection).....	0	0	0	0	0	0	0	0	0	0	0	0
19.2 Other private passenger auto liability.....	0	0	0	0	0	0	0	0	0	0	0	0
19.3 Commercial auto no-fault (personal injury protection).....	0	0	0	0	0	0	0	0	0	0	0	0
19.4 Other commercial auto liability.....	0	0	0	0	0	0	0	0	0	0	0	0
21.1 Private passenger auto physical damage.....	0	0	0	0	0	0	0	0	0	0	0	0
21.2 Commercial auto physical damage.....	0	0	0	0	0	0	0	0	0	0	0	0
22. Aircraft (all perils).....	0	0	0	0	0	0	0	0	0	0	0	0
23. Fidelity.....	0	0	0	0	0	0	0	0	0	0	0	0
24. Surety.....	0	0	0	0	0	0	0	0	0	0	0	0
26. Burglary and theft.....	0	0	0	0	0	0	0	0	0	0	0	0
27. Boiler and machinery.....	0	0	0	0	0	0	0	0	0	0	0	0
28. Credit.....	0	0	0	0	0	0	0	0	0	0	0	0
30. Warranty.....	0	0	0	0	0	0	0	0	0	0	0	0
34. Aggregate write-ins for other lines of business.....	0	0	0	0	0	0	0	0	0	0	0	0
35. TOTALS (a).....	0	0	0	0	0	0	0	0	0	0	0	0

DETAILS OF WRITE-INS

3401. MISCELLANEOUS.....	0	0	0	0	0	0	0	0	0	0	0	0
3402.	0	0	0	0	0	0	0	0	0	0	0	0
3403.	0	0	0	0	0	0	0	0	0	0	0	0
3498. Summary of remaining write-ins for Line 34 from overflow page.....	0	0	0	0	0	0	0	0	0	0	0	0
3499. TOTALS (Lines 3401 through 3403 plus 3498) (Line 34 above).....	0	0	0	0	0	0	0	0	0	0	0	0

(a) Finance and service charges not included in Lines 1 to 35 \$.....0.

(b) For health business on indicated lines report: Number of persons insured under PPO managed care products.....0 and number of persons insured under indemnity only products.....0.

19.VT

EXHIBIT OF PREMIUMS AND LOSSES (Statutory Page 14)



NAIC Group Code.....241 NAIC Company Code...40169

BUSINESS IN THE STATE OF WASHINGTON DURING THE YEAR

Line of Business	Gross Premiums, Including Policy and Membership Fees, Less Return Premiums and Premiums on Policies not Taken		3 Dividends Paid or Credited to Policyholders on Direct Business	4 Direct Unearned Premium Reserves	5 Direct Losses Paid (deducting salvage)	6 Direct Losses Incurred	7 Direct Losses Unpaid	8 Direct Defense and Cost Containment Expense Paid	9 Direct Defense and Cost Containment Expense Incurred	10 Direct Defense and Cost Containment Expense Unpaid	11 Commissions and Brokerage Expenses	12 Taxes, Licenses and Fees
	1 Direct Premiums Written	2 Direct Premiums Earned										
1. Fire.....	0	0	0	0	0	0	0	0	0	0	0	0
2.1 Allied lines.....	0	0	0	0	0	0	0	0	0	0	0	0
2.2 Multiple peril crop.....	0	0	0	0	0	0	0	0	0	0	0	0
2.3 Federal flood.....	0	0	0	0	0	0	0	0	0	0	0	0
2.4 Private crop.....	0	0	0	0	0	0	0	0	0	0	0	0
2.5 Private flood.....	0	0	0	0	0	0	0	0	0	0	0	0
3. Farmowners multiple peril.....	0	0	0	0	0	0	0	0	0	0	0	0
4. Homeowners multiple peril.....	107,328	108,956	0	52,598	51,899	24,244	6,442	0	(2,315)	211	13,520	2,192
5.1 Commercial multiple peril (non-liability portion).....	0	0	0	0	0	0	0	0	0	0	0	0
5.2 Commercial multiple peril (liability portion).....	0	0	0	0	0	0	0	0	0	0	0	0
6. Mortgage guaranty.....	0	0	0	0	0	0	0	0	0	0	0	0
8. Ocean marine.....	0	0	0	0	0	0	0	0	0	0	0	0
9. Inland marine.....	1,730	1,730	0	939	0	4	103	0	1	3	219	35
10. Financial guaranty.....	0	0	0	0	0	0	0	0	0	0	0	0
11. Medical professional liability.....	0	0	0	0	0	0	0	0	0	0	0	0
12. Earthquake.....	17,200	17,061	0	8,527	0	(80)	1,035	0	19	34	2,175	351
13. Group accident and health (b).....	0	0	0	0	0	0	0	0	0	0	0	0
14. Credit A&H (group and individual).....	0	0	0	0	0	0	0	0	0	0	0	0
15.1 Collectively renewable A&H (b).....	0	0	0	0	0	0	0	0	0	0	0	0
15.2 Non-cancelable A&H (b).....	0	0	0	0	0	0	0	0	0	0	0	0
15.3 Guaranteed renewable A&H (b).....	0	0	0	0	0	0	0	0	0	0	0	0
15.4 Non-renewable for stated reasons only (b).....	0	0	0	0	0	0	0	0	0	0	0	0
15.5 Other accident only.....	0	0	0	0	0	0	0	0	0	0	0	0
15.6 Medicare Title XVIII exempt from state taxes or fees.....	0	0	0	0	0	0	0	0	0	0	0	0
15.7 All other A&H (b).....	0	0	0	0	0	0	0	0	0	0	0	0
15.8 Federal employees health benefits plan premium.....	0	0	0	0	0	0	0	0	0	0	0	0
16. Workers' compensation.....	0	0	0	0	0	0	0	0	0	0	0	0
17.1 Other liability-occurrence.....	0	0	0	0	0	0	0	0	0	0	0	0
17.2 Other liability-claims-made.....	0	0	0	0	0	0	0	0	0	0	0	0
17.3 Excess workers' compensation.....	0	0	0	0	0	0	0	0	0	0	0	0
18. Products liability.....	0	0	0	0	0	0	0	0	0	0	0	0
19.1 Private passenger auto no-fault (personal injury protection).....	1,556,019	1,566,907	0	628,926	873,886	829,394	252,731	2,179	(25,333)	51,360	148,655	31,882
19.2 Other private passenger auto liability.....	13,587,952	13,939,535	0	5,495,330	7,505,247	4,677,226	11,226,790	594,621	352,854	954,870	1,249,744	277,817
19.3 Commercial auto no-fault (personal injury protection).....	0	0	0	0	0	0	0	0	0	0	0	0
19.4 Other commercial auto liability.....	0	0	0	0	0	0	0	0	0	0	0	0
21.1 Private passenger auto physical damage.....	7,315,480	7,349,464	0	3,019,041	4,123,416	4,116,837	(56,569)	20,669	23,424	5,410	674,122	148,929
21.2 Commercial auto physical damage.....	0	0	0	0	0	0	0	0	0	0	0	0
22. Aircraft (all perils).....	0	0	0	0	0	0	0	0	0	0	0	0
23. Fidelity.....	0	0	0	0	0	0	0	0	0	0	0	0
24. Surety.....	0	0	0	0	0	0	0	0	0	0	0	0
26. Burglary and theft.....	0	0	0	0	0	0	0	0	0	0	0	0
27. Boiler and machinery.....	0	0	0	0	0	0	0	0	0	0	0	0
28. Credit.....	0	0	0	0	0	0	0	0	0	0	0	0
30. Warranty.....	0	0	0	0	0	0	0	0	0	0	0	0
34. Aggregate write-ins for other lines of business.....	0	0	0	0	0	0	0	0	0	0	0	0
35. TOTALS (a).....	22,585,709	22,983,653	0	9,205,361	12,554,448	9,647,625	11,430,532	617,469	348,650	1,011,888	2,088,435	461,206

DETAILS OF WRITE-INS

3401. MISCELLANEOUS.....	0	0	0	0	0	0	0	0	0	0	0	0
3402.	0	0	0	0	0	0	0	0	0	0	0	0
3403.	0	0	0	0	0	0	0	0	0	0	0	0
3498. Summary of remaining write-ins for Line 34 from overflow page.....	0	0	0	0	0	0	0	0	0	0	0	0
3499. TOTALS (Lines 3401 through 3403 plus 3498) (Line 34 above).....	0	0	0	0	0	0	0	0	0	0	0	0

(a) Finance and service charges not included in Lines 1 to 35 \$.....0.

(b) For health business on indicated lines report: Number of persons insured under PPO managed care products.....0 and number of persons insured under indemnity only products.....0.

19.WA

EXHIBIT OF PREMIUMS AND LOSSES (Statutory Page 14)



NAIC Group Code.....241 NAIC Company Code...40169

BUSINESS IN THE STATE OF WISCONSIN DURING THE YEAR

19.WI

Line of Business	Gross Premiums, Including Policy and Membership Fees, Less Return Premiums and Premiums on Policies not Taken		3 Dividends Paid or Credited to Policyholders on Direct Business	4 Direct Unearned Premium Reserves	5 Direct Losses Paid (deducting salvage)	6 Direct Losses Incurred	7 Direct Losses Unpaid	8 Direct Defense and Cost Containment Expense Paid	9 Direct Defense and Cost Containment Expense Incurred	10 Direct Defense and Cost Containment Expense Unpaid	11 Commissions and Brokerage Expenses	12 Taxes, Licenses and Fees
	1 Direct Premiums Written	2 Direct Premiums Earned										
1. Fire.....	0	0	0	0	0	0	0	0	0	0	0	0
2.1 Allied lines.....	0	0	0	0	0	0	0	0	0	0	0	0
2.2 Multiple peril crop.....	0	0	0	0	0	0	0	0	0	0	0	0
2.3 Federal flood.....	0	0	0	0	0	0	0	0	0	0	0	0
2.4 Private crop.....	0	0	0	0	0	0	0	0	0	0	0	0
2.5 Private flood.....	0	0	0	0	0	0	0	0	0	0	0	0
3. Farmowners multiple peril.....	0	0	0	0	0	0	0	0	0	0	0	0
4. Homeowners multiple peril.....	0	0	0	0	0	0	0	0	0	0	0	0
5.1 Commercial multiple peril (non-liability portion).....	0	0	0	0	0	0	0	0	0	0	0	0
5.2 Commercial multiple peril (liability portion).....	0	0	0	0	0	0	0	0	0	0	0	0
6. Mortgage guaranty.....	0	0	0	0	0	0	0	0	0	0	0	0
8. Ocean marine.....	0	0	0	0	0	0	0	0	0	0	0	0
9. Inland marine.....	0	0	0	0	0	0	0	0	0	0	0	0
10. Financial guaranty.....	0	0	0	0	0	0	0	0	0	0	0	0
11. Medical professional liability.....	0	0	0	0	0	0	0	0	0	0	0	0
12. Earthquake.....	0	0	0	0	0	0	0	0	0	0	0	0
13. Group accident and health (b).....	0	0	0	0	0	0	0	0	0	0	0	0
14. Credit A&H (group and individual).....	0	0	0	0	0	0	0	0	0	0	0	0
15.1 Collectively renewable A&H (b).....	0	0	0	0	0	0	0	0	0	0	0	0
15.2 Non-cancelable A&H (b).....	0	0	0	0	0	0	0	0	0	0	0	0
15.3 Guaranteed renewable A&H (b).....	0	0	0	0	0	0	0	0	0	0	0	0
15.4 Non-renewable for stated reasons only (b).....	0	0	0	0	0	0	0	0	0	0	0	0
15.5 Other accident only.....	0	0	0	0	0	0	0	0	0	0	0	0
15.6 Medicare Title XVIII exempt from state taxes or fees.....	0	0	0	0	0	0	0	0	0	0	0	0
15.7 All other A&H (b).....	0	0	0	0	0	0	0	0	0	0	0	0
15.8 Federal employees health benefits plan premium.....	0	0	0	0	0	0	0	0	0	0	0	0
16. Workers' compensation.....	0	0	0	0	0	0	0	0	0	0	0	0
17.1 Other liability-occurrence.....	0	0	0	0	0	0	0	0	0	0	0	0
17.2 Other liability-claims-made.....	0	0	0	0	0	0	0	0	0	0	0	0
17.3 Excess workers' compensation.....	0	0	0	0	0	0	0	0	0	0	0	0
18. Products liability.....	0	0	0	0	0	0	0	0	0	0	0	0
19.1 Private passenger auto no-fault (personal injury protection).....	0	0	0	0	0	0	0	0	0	0	0	0
19.2 Other private passenger auto liability.....	96,720	97,643	0	21,235	36,833	43,492	82,154	2,772	3,646	6,936	6,965	2,126
19.3 Commercial auto no-fault (personal injury protection).....	0	0	0	0	0	0	0	0	0	0	0	0
19.4 Other commercial auto liability.....	0	0	0	0	0	0	0	0	0	0	0	0
21.1 Private passenger auto physical damage.....	84,905	87,363	0	18,150	8,146	10,436	184	0	(37)	11	6,231	1,861
21.2 Commercial auto physical damage.....	0	0	0	0	0	0	0	0	0	0	0	0
22. Aircraft (all perils).....	0	0	0	0	0	0	0	0	0	0	0	0
23. Fidelity.....	0	0	0	0	0	0	0	0	0	0	0	0
24. Surety.....	0	0	0	0	0	0	0	0	0	0	0	0
26. Burglary and theft.....	0	0	0	0	0	0	0	0	0	0	0	0
27. Boiler and machinery.....	0	0	0	0	0	0	0	0	0	0	0	0
28. Credit.....	0	0	0	0	0	0	0	0	0	0	0	0
30. Warranty.....	0	0	0	0	0	0	0	0	0	0	0	0
34. Aggregate write-ins for other lines of business.....	0	0	0	0	0	0	0	0	0	0	0	0
35. TOTALS (a).....	181,625	185,006	0	39,385	44,979	53,928	82,338	2,772	3,609	6,947	13,196	3,987

DETAILS OF WRITE-INS

3401. MISCELLANEOUS.....	0	0	0	0	0	0	0	0	0	0	0	0
3402.	0	0	0	0	0	0	0	0	0	0	0	0
3403.	0	0	0	0	0	0	0	0	0	0	0	0
3498. Summary of remaining write-ins for Line 34 from overflow page.....	0	0	0	0	0	0	0	0	0	0	0	0
3499. TOTALS (Lines 3401 through 3403 plus 3498) (Line 34 above).....	0	0	0	0	0	0	0	0	0	0	0	0

(a) Finance and service charges not included in Lines 1 to 35 \$...850.

(b) For health business on indicated lines report: Number of persons insured under PPO managed care products.....0 and number of persons insured under indemnity only products.....0.

EXHIBIT OF PREMIUMS AND LOSSES (Statutory Page 14)



NAIC Group Code.....241 NAIC Company Code....40169

BUSINESS IN THE STATE OF WEST VIRGINIA DURING THE YEAR

Line of Business	Gross Premiums, Including Policy and Membership Fees, Less Return Premiums and Premiums on Policies not Taken		3 Dividends Paid or Credited to Policyholders on Direct Business	4 Direct Unearned Premium Reserves	5 Direct Losses Paid (deducting salvage)	6 Direct Losses Incurred	7 Direct Losses Unpaid	8 Direct Defense and Cost Containment Expense Paid	9 Direct Defense and Cost Containment Expense Incurred	10 Direct Defense and Cost Containment Expense Unpaid	11 Commissions and Brokerage Expenses	12 Taxes, Licenses and Fees
	1 Direct Premiums Written	2 Direct Premiums Earned										
1. Fire.....	0	0	0	0	0	0	0	0	0	0	0	0
2.1 Allied lines.....	0	0	0	0	0	0	0	0	0	0	0	0
2.2 Multiple peril crop.....	0	0	0	0	0	0	0	0	0	0	0	0
2.3 Federal flood.....	0	0	0	0	0	0	0	0	0	0	0	0
2.4 Private crop.....	0	0	0	0	0	0	0	0	0	0	0	0
2.5 Private flood.....	0	0	0	0	0	0	0	0	0	0	0	0
3. Farmowners multiple peril.....	0	0	0	0	0	0	0	0	0	0	0	0
4. Homeowners multiple peril.....	0	0	0	0	0	0	0	0	0	0	0	0
5.1 Commercial multiple peril (non-liability portion).....	0	0	0	0	0	0	0	0	0	0	0	0
5.2 Commercial multiple peril (liability portion).....	0	0	0	0	0	0	0	0	0	0	0	0
6. Mortgage guaranty.....	0	0	0	0	0	0	0	0	0	0	0	0
8. Ocean marine.....	0	0	0	0	0	0	0	0	0	0	0	0
9. Inland marine.....	0	0	0	0	0	0	0	0	0	0	0	0
10. Financial guaranty.....	0	0	0	0	0	0	0	0	0	0	0	0
11. Medical professional liability.....	0	0	0	0	0	0	0	0	0	0	0	0
12. Earthquake.....	0	0	0	0	0	0	0	0	0	0	0	0
13. Group accident and health (b).....	0	0	0	0	0	0	0	0	0	0	0	0
14. Credit A&H (group and individual).....	0	0	0	0	0	0	0	0	0	0	0	0
15.1 Collectively renewable A&H (b).....	0	0	0	0	0	0	0	0	0	0	0	0
15.2 Non-cancelable A&H (b).....	0	0	0	0	0	0	0	0	0	0	0	0
15.3 Guaranteed renewable A&H (b).....	0	0	0	0	0	0	0	0	0	0	0	0
15.4 Non-renewable for stated reasons only (b).....	0	0	0	0	0	0	0	0	0	0	0	0
15.5 Other accident only.....	0	0	0	0	0	0	0	0	0	0	0	0
15.6 Medicare Title XVIII exempt from state taxes or fees.....	0	0	0	0	0	0	0	0	0	0	0	0
15.7 All other A&H (b).....	0	0	0	0	0	0	0	0	0	0	0	0
15.8 Federal employees health benefits plan premium.....	0	0	0	0	0	0	0	0	0	0	0	0
16. Workers' compensation.....	0	0	0	0	0	0	0	0	0	0	0	0
17.1 Other liability-occurrence.....	0	0	0	0	0	0	0	0	0	0	0	0
17.2 Other liability-claims-made.....	0	0	0	0	0	0	0	0	0	0	0	0
17.3 Excess workers' compensation.....	0	0	0	0	0	0	0	0	0	0	0	0
18. Products liability.....	0	0	0	0	0	0	0	0	0	0	0	0
19.1 Private passenger auto no-fault (personal injury protection).....	0	0	0	0	0	0	0	0	0	0	0	0
19.2 Other private passenger auto liability.....	163,380	167,740	0	35,467	116,845	77,794	14,126	(3,225)	914	729	7,245	0
19.3 Commercial auto no-fault (personal injury protection).....	0	0	0	0	0	0	0	0	0	0	0	0
19.4 Other commercial auto liability.....	0	0	0	0	0	0	0	0	0	0	0	0
21.1 Private passenger auto physical damage.....	152,837	158,407	0	33,500	56,056	47,250	(2,756)	26	115	705	6,785	0
21.2 Commercial auto physical damage.....	0	0	0	0	0	0	0	0	0	0	0	0
22. Aircraft (all perils).....	0	0	0	0	0	0	0	0	0	0	0	0
23. Fidelity.....	0	0	0	0	0	0	0	0	0	0	0	0
24. Surety.....	0	0	0	0	0	0	0	0	0	0	0	0
26. Burglary and theft.....	0	0	0	0	0	0	0	0	0	0	0	0
27. Boiler and machinery.....	0	0	0	0	0	0	0	0	0	0	0	0
28. Credit.....	0	0	0	0	0	0	0	0	0	0	0	0
30. Warranty.....	0	0	0	0	0	0	0	0	0	0	0	0
34. Aggregate write-ins for other lines of business.....	0	0	0	0	0	0	0	0	0	0	0	0
35. TOTALS (a).....	316,217	326,147	0	68,967	172,901	125,044	11,370	(3,199)	1,029	1,434	14,030	0

DETAILS OF WRITE-INS

3401. MISCELLANEOUS.....	0	0	0	0	0	0	0	0	0	0	0	0
3402.	0	0	0	0	0	0	0	0	0	0	0	0
3403.	0	0	0	0	0	0	0	0	0	0	0	0
3498. Summary of remaining write-ins for Line 34 from overflow page.....	0	0	0	0	0	0	0	0	0	0	0	0
3499. TOTALS (Lines 3401 through 3403 plus 3498) (Line 34 above).....	0	0	0	0	0	0	0	0	0	0	0	0

(a) Finance and service charges not included in Lines 1 to 35 \$....1,089.

(b) For health business on indicated lines report: Number of persons insured under PPO managed care products.....0 and number of persons insured under indemnity only products.....0.

19.WV

EXHIBIT OF PREMIUMS AND LOSSES (Statutory Page 14)



NAIC Group Code.....241 NAIC Company Code...40169

BUSINESS IN THE STATE OF WYOMING DURING THE YEAR

Line of Business	Gross Premiums, Including Policy and Membership Fees, Less Return Premiums and Premiums on Policies not Taken		3 Dividends Paid or Credited to Policyholders on Direct Business	4 Direct Unearned Premium Reserves	5 Direct Losses Paid (deducting salvage)	6 Direct Losses Incurred	7 Direct Losses Unpaid	8 Direct Defense and Cost Containment Expense Paid	9 Direct Defense and Cost Containment Expense Incurred	10 Direct Defense and Cost Containment Expense Unpaid	11 Commissions and Brokerage Expenses	12 Taxes, Licenses and Fees
	1 Direct Premiums Written	2 Direct Premiums Earned										
1. Fire.....	0	0	0	0	0	0	0	0	0	0	0	0
2.1 Allied lines.....	0	0	0	0	0	0	0	0	0	0	0	0
2.2 Multiple peril crop.....	0	0	0	0	0	0	0	0	0	0	0	0
2.3 Federal flood.....	0	0	0	0	0	0	0	0	0	0	0	0
2.4 Private crop.....	0	0	0	0	0	0	0	0	0	0	0	0
2.5 Private flood.....	0	0	0	0	0	0	0	0	0	0	0	0
3. Farmowners multiple peril.....	0	0	0	0	0	0	0	0	0	0	0	0
4. Homeowners multiple peril.....	0	0	0	0	0	0	0	0	0	0	0	0
5.1 Commercial multiple peril (non-liability portion).....	0	0	0	0	0	0	0	0	0	0	0	0
5.2 Commercial multiple peril (liability portion).....	0	0	0	0	0	0	0	0	0	0	0	0
6. Mortgage guaranty.....	0	0	0	0	0	0	0	0	0	0	0	0
8. Ocean marine.....	0	0	0	0	0	0	0	0	0	0	0	0
9. Inland marine.....	0	0	0	0	0	0	0	0	0	0	0	0
10. Financial guaranty.....	0	0	0	0	0	0	0	0	0	0	0	0
11. Medical professional liability.....	0	0	0	0	0	0	0	0	0	0	0	0
12. Earthquake.....	0	0	0	0	0	0	0	0	0	0	0	0
13. Group accident and health (b).....	0	0	0	0	0	0	0	0	0	0	0	0
14. Credit A&H (group and individual).....	0	0	0	0	0	0	0	0	0	0	0	0
15.1 Collectively renewable A&H (b).....	0	0	0	0	0	0	0	0	0	0	0	0
15.2 Non-cancelable A&H (b).....	0	0	0	0	0	0	0	0	0	0	0	0
15.3 Guaranteed renewable A&H (b).....	0	0	0	0	0	0	0	0	0	0	0	0
15.4 Non-renewable for stated reasons only (b).....	0	0	0	0	0	0	0	0	0	0	0	0
15.5 Other accident only.....	0	0	0	0	0	0	0	0	0	0	0	0
15.6 Medicare Title XVIII exempt from state taxes or fees.....	0	0	0	0	0	0	0	0	0	0	0	0
15.7 All other A&H (b).....	0	0	0	0	0	0	0	0	0	0	0	0
15.8 Federal employees health benefits plan premium.....	0	0	0	0	0	0	0	0	0	0	0	0
16. Workers' compensation.....	0	0	0	0	0	0	0	0	0	0	0	0
17.1 Other liability-occurrence.....	0	0	0	0	0	0	0	0	0	0	0	0
17.2 Other liability-claims-made.....	0	0	0	0	0	0	0	0	0	0	0	0
17.3 Excess workers' compensation.....	0	0	0	0	0	0	0	0	0	0	0	0
18. Products liability.....	0	0	0	0	0	0	0	0	0	0	0	0
19.1 Private passenger auto no-fault (personal injury protection).....	0	0	0	0	0	0	0	0	0	0	0	0
19.2 Other private passenger auto liability.....	0	0	0	0	0	0	0	0	0	0	0	0
19.3 Commercial auto no-fault (personal injury protection).....	0	0	0	0	0	0	0	0	0	0	0	0
19.4 Other commercial auto liability.....	0	0	0	0	0	0	0	0	0	0	0	0
21.1 Private passenger auto physical damage.....	0	0	0	0	0	0	0	0	0	0	0	0
21.2 Commercial auto physical damage.....	0	0	0	0	0	0	0	0	0	0	0	0
22. Aircraft (all perils).....	0	0	0	0	0	0	0	0	0	0	0	0
23. Fidelity.....	0	0	0	0	0	0	0	0	0	0	0	0
24. Surety.....	0	0	0	0	0	0	0	0	0	0	0	0
26. Burglary and theft.....	0	0	0	0	0	0	0	0	0	0	0	0
27. Boiler and machinery.....	0	0	0	0	0	0	0	0	0	0	0	0
28. Credit.....	0	0	0	0	0	0	0	0	0	0	0	0
30. Warranty.....	0	0	0	0	0	0	0	0	0	0	0	0
34. Aggregate write-ins for other lines of business.....	0	0	0	0	0	0	0	0	0	0	0	0
35. TOTALS (a).....	0	0	0	0	0	0	0	0	0	0	0	0

DETAILS OF WRITE-INS

3401. MISCELLANEOUS.....	0	0	0	0	0	0	0	0	0	0	0	0
3402.	0	0	0	0	0	0	0	0	0	0	0	0
3403.	0	0	0	0	0	0	0	0	0	0	0	0
3498. Summary of remaining write-ins for Line 34 from overflow page.....	0	0	0	0	0	0	0	0	0	0	0	0
3499. TOTALS (Lines 3401 through 3403 plus 3498) (Line 34 above).....	0	0	0	0	0	0	0	0	0	0	0	0

(a) Finance and service charges not included in Lines 1 to 35 \$.....0.

(b) For health business on indicated lines report: Number of persons insured under PPO managed care products.....0 and number of persons insured under indemnity only products.....0.

19.WY

Sch. F - Pt. 1
NONE

Sch. F - Pt. 2
NONE

SCHEDULE F - PART 3

Ceded Reinsurance as of December 31, Current Year (\$000 Omitted)

1 ID Number	2 NAIC Company Code	3 Name of Reinsurer	4 Domiciliary Jurisdiction	5 Special Code	6 Reinsurance Premiums Ceded	Reinsurance Recoverable on										Reinsurance Payable		18 Net Amount Recoverable From Reinsurers Col. 15-[16+17]	19 Funds Held By Company Under Reinsurance Treaties
						7 Paid Losses	8 Paid LAE	9 Known Case Loss Reserves	10 Known Case LAE Reserves	11 IBNR Loss Reserves	12 IBNR LAE Reserves	13 Unearned Premiums	14 Contingent Commissions	15 Cols. 7 through 14 Totals	16 Ceded Balances Payable	17 Other Amounts Due to Reinsurers			
Authorized Affiliates-U.S. Non-Pool - Other																			
13-2725441	26298...	Metropolitan Property and Casualty Insurance Company.....	RI.....		511,141	0	0	192,963	16,495	23,419	2,792	219,267	2,364	457,299	156,379	0	300,920	0	
0399999	Total Authorized Affiliates - U.S. Non-Pool - Other.....				511,141	0	0	192,963	16,495	23,419	2,792	219,267	2,364	457,299	156,379	0	300,920	0	
0499999	Total Authorized Affiliates - U.S. Non-Pool - Total.....				511,141	0	0	192,963	16,495	23,419	2,792	219,267	2,364	457,299	156,379	0	300,920	0	
0899999	Total Authorized Affiliates.....				511,141	0	0	192,963	16,495	23,419	2,792	219,267	2,364	457,299	156,379	0	300,920	0	
Authorized Pools-Mandatory Pools																			
AA-9991226	00000...	Virginia Fair Plan.....	VA.....		0	0	0	0	0	0	0	0	0	0	0	0	0	0	
1099999	Total Authorized Pools - Mandatory Pools.....				0	0	0	0	0	0	0	0	0	0	0	0	0	0	
1399999	Total Authorized.....				511,141	0	0	192,963	16,495	23,419	2,792	219,267	2,364	457,299	156,379	0	300,920	0	
4099999	Total Authorized, Unauthorized and Certified.....				511,141	0	0	192,963	16,495	23,419	2,792	219,267	2,364	457,299	156,379	0	300,920	0	
9999999	Totals.....				511,141	0	0	192,963	16,495	23,419	2,792	219,267	2,364	457,299	156,379	0	300,920	0	

Note: A. Report the five largest provisional commission rates included in the cedant's reinsurance treaties. The commission rate to be reported is by contract with ceded premium in excess of \$50,000.

1 Name of Reinsurer	2 Commission Rate	3 Ceded Premium
(1)	0.0	0
(2)	0.0	0
(3)	0.0	0
(4)	0.0	0
(5)	0.0	0

B. Report the five largest reinsurance recoverables reported in Column 15, due from any one reinsurer (based on the total recoverables, Line 9999999, Column 15), the amount of ceded premium, and indicate whether the recoverables are due from an affiliated insurer.

1 Name of Reinsurer	2 Total Recoverables	3 Ceded Premiums	4 Affiliated	
(1) Metropolitan Property and Casualty Insurance Company.....	457,299	511,141	Yes <input checked="" type="checkbox"/>	No <input type="checkbox"/>
(2)	0	0	Yes <input type="checkbox"/>	No <input type="checkbox"/>
(3)	0	0	Yes <input type="checkbox"/>	No <input type="checkbox"/>
(4)	0	0	Yes <input type="checkbox"/>	No <input type="checkbox"/>
(5)	0	0	Yes <input type="checkbox"/>	No <input type="checkbox"/>

**Sch. F - Pt. 4
NONE**

**Sch. F - Pt. 5
NONE**

**Sch. F - Pt. 6 - Sn. 1
NONE**

**Sch. F - Pt. 6 - Sn. 2
NONE**

**Sch. F - Pt. 7
NONE**

**Sch. F - Pt. 8
NONE**

SCHEDULE F - PART 9

Restatement of Balance Sheet to Identify Net Credit for Reinsurance

	1 As Reported (Net of Ceded)	2 Restatement Adjustments	3 Restated (Gross of Ceded)
ASSETS (Page 2, Col. 3)			
1. Cash and invested assets (Line 12).....	79,749,043	0	79,749,043
2. Premiums and considerations (Line 15).....	154,377,642	0	154,377,642
3. Reinsurance recoverable on loss and loss adjustment expense payments (Line 16.1).....	0	0	0
4. Funds held by or deposited with reinsured companies (Line 16.2).....	0	0	0
5. Other assets.....	788,918	0	788,918
6. Net amount recoverable from reinsurers.....	0	319,357,297	319,357,297
7. Protected cell assets (Line 27).....	0	0	0
8. Totals (Line 28).....	234,915,603	319,357,297	554,272,900
LIABILITIES (Page 3)			
9. Losses and loss adjustment expenses (Lines 1 through 3).....	0	244,311,744	244,311,744
10. Taxes, expenses, and other obligations (Lines 4 through 8).....	145,854	8,371,820	8,517,674
11. Unearned premiums (Line 9).....	0	219,266,618	219,266,618
12. Advance premiums (Line 10).....	0	3,786,054	3,786,054
13. Dividends declared and unpaid (Line 11.1 and 11.2).....	0	0	0
14. Ceded reinsurance premiums payable (net of ceding commissions) (Line 12).....	156,378,939	(156,378,939)	0
15. Funds held by company under reinsurance treaties (Line 13).....	0	0	0
16. Amounts withheld or retained by company for account of others (Line 14).....	0	0	0
17. Provision for reinsurance (Line 16).....	0	0	0
18. Other liabilities.....	9,960,688	0	9,960,688
19. Total liabilities excluding protected cell business (Line 26).....	166,485,481	319,357,297	485,842,778
20. Protected cell liabilities (Line 27).....	0	0	0
21. Surplus as regards policyholders (Line 37).....	68,430,122	XXX	68,430,122
22. Totals (Line 38).....	234,915,603	319,357,297	554,272,900

NOTE: Is the restatement of this exhibit the result of grossing up balances ceded to affiliates under 100 percent reinsurance or pooling arrangements?..Yes [X] No []

If yes, give full explanation:

Effective January 1, 2001, the Company's parent entered into a 100% Restated Quota Share Reinsurance Agreement with its subsidiary companies. The Restated Quota Share

Reinsurance Treaty provides that the subsidiary companies obligate themselves to cede, and the parent obligates itself to accept, a 100% interest in each of the subsidiaries'

gross net liabilities and its premiums, losses, expenses, payment fees, dividends and direct agents balance.

Sch. H - Pt. 1
NONE

Sch. H - Pt. 2
NONE

Sch. H - Pt. 3
NONE

Sch. H - Pt. 4
NONE

Sch. H - Pt. 5
NONE

SCHEDULE P - PART 1A - HOMEOWNERS/FARMOWNERS

(\$000 omitted)

Years in Which Premiums Were Earned and Losses Were Incurred	Premiums Earned			Loss and Loss Expense Payments						10 Salvage and Subrogation Received	11 Total Net Paid (Cols. 4 - 5 + 6 - 7 + 8 - 9)	12 Number of Claims Reported-Direct and Assumed
	1 Direct and Assumed	2 Ceded	3 Net (Cols. 1 - 2)	Loss Payments		Defense and Cost Containment Payments		Adjusting and Other Payments				
				4 Direct and Assumed	5 Ceded	6 Direct and Assumed	7 Ceded	8 Direct and Assumed	9 Ceded			
1. Prior.....	XXX.....	XXX.....	XXX.....	(0).....	(0).....	0.....	0.....	0.....	0.....	0.....	0.....	XXX.....
2. 2008.....	48,324.....	48,324.....	0.....	25,649.....	25,649.....	406.....	406.....	1,030.....	1,030.....	0.....	0.....	5,792.....
3. 2009.....	47,019.....	47,019.....	0.....	25,677.....	25,677.....	504.....	504.....	1,019.....	1,019.....	0.....	0.....	5,733.....
4. 2010.....	50,702.....	50,702.....	0.....	31,815.....	31,815.....	1,077.....	1,077.....	1,538.....	1,538.....	0.....	0.....	6,205.....
5. 2011.....	57,255.....	57,255.....	0.....	42,746.....	42,746.....	1,016.....	1,016.....	1,821.....	1,821.....	0.....	0.....	8,011.....
6. 2012.....	62,778.....	62,778.....	0.....	34,848.....	34,848.....	673.....	673.....	1,059.....	1,059.....	0.....	0.....	6,552.....
7. 2013.....	69,255.....	69,255.....	0.....	40,236.....	40,236.....	346.....	346.....	1,337.....	1,337.....	0.....	0.....	6,563.....
8. 2014.....	71,864.....	71,864.....	0.....	47,149.....	47,149.....	449.....	449.....	1,519.....	1,519.....	0.....	0.....	7,266.....
9. 2015.....	71,385.....	71,385.....	0.....	47,405.....	47,405.....	155.....	155.....	1,314.....	1,314.....	0.....	0.....	5,329.....
10. 2016.....	69,724.....	69,724.....	0.....	28,952.....	28,952.....	149.....	149.....	953.....	953.....	0.....	0.....	4,665.....
11. 2017.....	67,600.....	67,600.....	0.....	40,008.....	40,008.....	21.....	21.....	1,504.....	1,504.....	0.....	0.....	7,334.....
12. Totals.....	XXX.....	XXX.....	XXX.....	364,486.....	364,486.....	4,797.....	4,797.....	13,094.....	13,094.....	0.....	0.....	XXX.....

	Losses Unpaid				Defense and Cost Containment Unpaid				Adjusting and Other Unpaid		23 Salvage and Subrogation Anticipated	24 Total Net Losses and Expenses Unpaid	25 Number of Claims Outstanding-Direct and Assumed
	Case Basis		Bulk + IBNR		Case Basis		Bulk + IBNR		21 Direct and Assumed	22 Ceded			
	13 Direct and Assumed	14 Ceded	15 Direct and Assumed	16 Ceded	17 Direct and Assumed	18 Ceded	19 Direct and Assumed	20 Ceded					
1. Prior.....	0.....	0.....	0.....	0.....	0.....	0.....	0.....	0.....	0.....	0.....	0.....	0.....	1.....
2. 2008.....	82.....	82.....	86.....	86.....	2.....	2.....	2.....	2.....	11.....	11.....	0.....	0.....	2.....
3. 2009.....	0.....	0.....	0.....	0.....	0.....	0.....	0.....	0.....	0.....	0.....	0.....	0.....	0.....
4. 2010.....	1.....	1.....	1.....	1.....	0.....	0.....	0.....	0.....	0.....	0.....	0.....	0.....	1.....
5. 2011.....	43.....	43.....	24.....	24.....	3.....	3.....	1.....	1.....	11.....	11.....	0.....	0.....	3.....
6. 2012.....	303.....	303.....	53.....	53.....	21.....	21.....	3.....	3.....	79.....	79.....	0.....	0.....	3.....
7. 2013.....	51.....	51.....	234.....	234.....	2.....	2.....	7.....	7.....	30.....	30.....	0.....	0.....	2.....
8. 2014.....	379.....	379.....	201.....	201.....	26.....	26.....	8.....	8.....	113.....	113.....	0.....	0.....	10.....
9. 2015.....	64.....	64.....	387.....	387.....	2.....	2.....	13.....	13.....	49.....	49.....	0.....	0.....	4.....
10. 2016.....	445.....	445.....	563.....	563.....	23.....	23.....	19.....	19.....	140.....	140.....	0.....	0.....	23.....
11. 2017.....	3,427.....	3,427.....	4,089.....	4,089.....	90.....	90.....	129.....	129.....	732.....	732.....	0.....	0.....	291.....
12. Totals.....	4,796.....	4,796.....	5,639.....	5,639.....	168.....	168.....	180.....	180.....	1,164.....	1,164.....	0.....	0.....	340.....

	Total Losses and Loss Expenses Incurred			Loss and Loss Expense Percentage (Incurred/Premiums Earned)			Nontabular Discount		34 Inter-Company Pooling Participation Percentage	Net Balance Sheet Reserves after Discount	
	26 Direct and Assumed	27 Ceded	28 Net	29 Direct and Assumed	30 Ceded	31 Net	32 Loss	33 Loss Expense		35 Losses Unpaid	36 Loss Expenses Unpaid
1. Prior.....	XXX.....	XXX.....	XXX.....	XXX.....	XXX.....	XXX.....	0.....	0.....	XXX.....	0.....	0.....
2. 2008.....	27,267.....	27,267.....	0.....	56.4.....	56.4.....	0.0.....	0.....	0.....	0.00.....	0.....	0.....
3. 2009.....	27,201.....	27,201.....	0.....	57.9.....	57.9.....	0.0.....	0.....	0.....	0.00.....	0.....	0.....
4. 2010.....	34,433.....	34,433.....	0.....	67.9.....	67.9.....	0.0.....	0.....	0.....	0.00.....	0.....	0.....
5. 2011.....	45,665.....	45,665.....	0.....	79.8.....	79.8.....	0.0.....	0.....	0.....	0.00.....	0.....	0.....
6. 2012.....	37,039.....	37,039.....	0.....	59.0.....	59.0.....	0.0.....	0.....	0.....	0.00.....	0.....	0.....
7. 2013.....	42,243.....	42,243.....	0.....	61.0.....	61.0.....	0.0.....	0.....	0.....	0.00.....	0.....	0.....
8. 2014.....	49,846.....	49,846.....	0.....	69.4.....	69.4.....	0.0.....	0.....	0.....	0.00.....	0.....	0.....
9. 2015.....	49,388.....	49,388.....	0.....	69.2.....	69.2.....	0.0.....	0.....	0.....	0.00.....	0.....	0.....
10. 2016.....	31,243.....	31,243.....	0.....	44.8.....	44.8.....	0.0.....	0.....	0.....	0.00.....	0.....	0.....
11. 2017.....	50,000.....	50,000.....	0.....	74.0.....	74.0.....	0.0.....	0.....	0.....	0.00.....	0.....	0.....
12. Totals.....	XXX.....	XXX.....	XXX.....	XXX.....	XXX.....	XXX.....	0.....	0.....	XXX.....	0.....	0.....

SCHEDULE P - PART 1B - PRIVATE PASSENGER AUTO LIABILITY/MEDICAL

(\$000 omitted)

Years in Which Premiums Were Earned and Losses Were Incurred	Premiums Earned			Loss and Loss Expense Payments						10 Salvage and Subrogation Received	11 Total Net Paid (Cols. 4 - 5 + 6 - 7 + 8 - 9)	12 Number of Claims Reported-Direct and Assumed
	1 Direct and Assumed	2 Ceded	3 Net (Cols. 1 - 2)	Loss Payments		Defense and Cost Containment Payments		Adjusting and Other Payments				
				4 Direct and Assumed	5 Ceded	6 Direct and Assumed	7 Ceded	8 Direct and Assumed	9 Ceded			
1. Prior.....	XXX.....	XXX.....	XXX.....	610.....	610.....	78.....	78.....	23.....	23.....	0.....	0.....	XXX.....
2. 2008.....	357,415.....	357,415.....	0.....	222,443.....	222,443.....	10,923.....	10,923.....	4,861.....	4,861.....	0.....	0.....	51,223.....
3. 2009.....	351,480.....	351,480.....	0.....	234,746.....	234,746.....	11,033.....	11,033.....	4,913.....	4,913.....	0.....	0.....	50,342.....
4. 2010.....	351,949.....	351,949.....	0.....	238,518.....	238,518.....	10,106.....	10,106.....	4,923.....	4,923.....	0.....	0.....	51,400.....
5. 2011.....	357,460.....	357,460.....	0.....	232,589.....	232,589.....	8,930.....	8,930.....	4,531.....	4,531.....	0.....	0.....	50,212.....
6. 2012.....	352,354.....	352,354.....	0.....	216,344.....	216,344.....	6,990.....	6,990.....	3,744.....	3,744.....	0.....	0.....	45,870.....
7. 2013.....	339,657.....	339,657.....	0.....	207,264.....	207,264.....	5,192.....	5,192.....	3,177.....	3,177.....	0.....	0.....	43,332.....
8. 2014.....	322,171.....	322,171.....	0.....	197,492.....	197,492.....	4,349.....	4,349.....	2,824.....	2,824.....	0.....	0.....	41,526.....
9. 2015.....	303,547.....	303,547.....	0.....	179,826.....	179,826.....	3,437.....	3,437.....	2,320.....	2,320.....	0.....	0.....	38,418.....
10. 2016.....	281,322.....	281,322.....	0.....	149,620.....	149,620.....	1,349.....	1,349.....	1,513.....	1,513.....	0.....	0.....	34,799.....
11. 2017.....	272,976.....	272,976.....	0.....	73,371.....	73,371.....	242.....	242.....	781.....	781.....	0.....	0.....	28,543.....
12. Totals.....	XXX.....	XXX.....	XXX.....	1,952,823.....	1,952,823.....	62,627.....	62,627.....	33,609.....	33,609.....	0.....	0.....	XXX.....

	Losses Unpaid				Defense and Cost Containment Unpaid				Adjusting and Other Unpaid		23 Salvage and Subrogation Anticipated	24 Total Net Losses and Expenses Unpaid	25 Number of Claims Outstanding-Direct and Assumed
	Case Basis		Bulk + IBNR		Case Basis		Bulk + IBNR		21 Direct and Assumed	22 Ceded			
	13 Direct and Assumed	14 Ceded	15 Direct and Assumed	16 Ceded	17 Direct and Assumed	18 Ceded	19 Direct and Assumed	20 Ceded					
1. Prior.....	1,019.....	1,019.....	393.....	393.....	172.....	172.....	72.....	72.....	99.....	99.....	0.....	0.....	363.....
2. 2008.....	608.....	608.....	148.....	148.....	58.....	58.....	15.....	15.....	23.....	23.....	0.....	0.....	31.....
3. 2009.....	136.....	136.....	52.....	52.....	16.....	16.....	7.....	7.....	8.....	8.....	0.....	0.....	39.....
4. 2010.....	744.....	744.....	177.....	177.....	82.....	82.....	23.....	23.....	37.....	37.....	0.....	0.....	69.....
5. 2011.....	2,027.....	2,027.....	775.....	775.....	197.....	197.....	85.....	85.....	102.....	102.....	0.....	0.....	97.....
6. 2012.....	3,845.....	3,845.....	1,139.....	1,139.....	357.....	357.....	116.....	116.....	164.....	164.....	0.....	0.....	118.....
7. 2013.....	5,371.....	5,371.....	1,549.....	1,549.....	509.....	509.....	166.....	166.....	231.....	231.....	0.....	0.....	205.....
8. 2014.....	9,366.....	9,366.....	2,300.....	2,300.....	871.....	871.....	255.....	255.....	364.....	364.....	0.....	0.....	371.....
9. 2015.....	20,243.....	20,243.....	4,775.....	4,775.....	1,848.....	1,848.....	461.....	461.....	744.....	744.....	0.....	0.....	688.....
10. 2016.....	38,620.....	38,620.....	13,287.....	13,287.....	3,487.....	3,487.....	1,301.....	1,301.....	1,554.....	1,554.....	0.....	0.....	1,551.....
11. 2017.....	68,657.....	68,657.....	28,390.....	28,390.....	5,933.....	5,933.....	2,677.....	2,677.....	3,368.....	3,368.....	0.....	0.....	6,880.....
12. Totals.....	150,638.....	150,638.....	52,984.....	52,984.....	13,531.....	13,531.....	5,176.....	5,176.....	6,694.....	6,694.....	0.....	0.....	10,412.....

	Total Losses and Loss Expenses Incurred			Loss and Loss Expense Percentage (Incurred/Premiums Earned)			Nontabular Discount		34 Inter-Company Pooling Participation Percentage	Net Balance Sheet Reserves after Discount	
	26 Direct and Assumed	27 Ceded	28 Net	29 Direct and Assumed	30 Ceded	31 Net	32 Loss	33 Loss Expense		35 Losses Unpaid	36 Loss Expenses Unpaid
1. Prior.....	XXX.....	XXX.....	XXX.....	XXX.....	XXX.....	XXX.....	0.....	0.....	XXX.....	0.....	0.....
2. 2008.....	239,079.....	239,079.....	0.....	66.9.....	66.9.....	0.0.....	0.....	0.....	0.00.....	0.....	0.....
3. 2009.....	250,911.....	250,911.....	0.....	71.4.....	71.4.....	0.0.....	0.....	0.....	0.00.....	0.....	0.....
4. 2010.....	254,609.....	254,609.....	0.....	72.3.....	72.3.....	0.0.....	0.....	0.....	0.00.....	0.....	0.....
5. 2011.....	249,236.....	249,236.....	0.....	69.7.....	69.7.....	0.0.....	0.....	0.....	0.00.....	0.....	0.....
6. 2012.....	232,699.....	232,699.....	0.....	66.0.....	66.0.....	0.0.....	0.....	0.....	0.00.....	0.....	0.....
7. 2013.....	223,459.....	223,459.....	0.....	65.8.....	65.8.....	0.0.....	0.....	0.....	0.00.....	0.....	0.....
8. 2014.....	217,821.....	217,821.....	0.....	67.6.....	67.6.....	0.0.....	0.....	0.....	0.00.....	0.....	0.....
9. 2015.....	213,653.....	213,653.....	0.....	70.4.....	70.4.....	0.0.....	0.....	0.....	0.00.....	0.....	0.....
10. 2016.....	210,731.....	210,731.....	0.....	74.9.....	74.9.....	0.0.....	0.....	0.....	0.00.....	0.....	0.....
11. 2017.....	183,419.....	183,419.....	0.....	67.2.....	67.2.....	0.0.....	0.....	0.....	0.00.....	0.....	0.....
12. Totals.....	XXX.....	XXX.....	XXX.....	XXX.....	XXX.....	XXX.....	0.....	0.....	XXX.....	0.....	0.....

SCHEDULE P - PART 1C - COMMERCIAL AUTO/TRUCK LIABILITY/MEDICAL

(\$000 omitted)

Years in Which Premiums Were Earned and Losses Were Incurred	Premiums Earned			Loss and Loss Expense Payments						10 Salvage and Subrogation Received	11 Total Net Paid (Cols. 4 - 5 + 6 - 7 + 8 - 9)	12 Number of Claims Reported-Direct and Assumed
	1 Direct and Assumed	2 Ceded	3 Net (Cols. 1 - 2)	Loss Payments		Defense and Cost Containment Payments		Adjusting and Other Payments				
				4 Direct and Assumed	5 Ceded	6 Direct and Assumed	7 Ceded	8 Direct and Assumed	9 Ceded			
1. Prior.....	XXX	XXX	XXX	0	0	0	0	0	0	0	0	XXX
2. 2008.....	0	0	0	0	0	0	0	0	0	0	0	0
3. 2009.....	0	0	0	0	0	0	0	0	0	0	0	0
4. 2010.....	0	0	0	0	0	0	0	0	0	0	0	0
5. 2011.....	0	0	0	0	0	0	0	0	0	0	0	0
6. 2012.....	0	0	0	0	0	0	0	0	0	0	0	0
7. 2013.....	0	0	0	0	0	0	0	0	0	0	0	0
8. 2014.....	0	0	0	0	0	0	0	0	0	0	0	0
9. 2015.....	0	0	0	0	0	0	0	0	0	0	0	0
10. 2016.....	73	73	0	4	4	0	0	0	0	0	0	3
11. 2017.....	445	445	0	264	264	0	0	8	8	0	0	78
12. Totals.....	XXX	XXX	XXX	268	268	0	0	8	8	0	0	XXX

	Losses Unpaid				Defense and Cost Containment Unpaid				Adjusting and Other Unpaid		23 Salvage and Subrogation Anticipated	24 Total Net Losses and Expenses Unpaid	25 Number of Claims Outstanding-Direct and Assumed
	Case Basis		Bulk + IBNR		Case Basis		Bulk + IBNR		21 Direct and Assumed	22 Ceded			
	13 Direct and Assumed	14 Ceded	15 Direct and Assumed	16 Ceded	17 Direct and Assumed	18 Ceded	19 Direct and Assumed	20 Ceded					
1. Prior.....	0	0	0	0	0	0	0	0	0	0	0	0	0
2. 2008.....	0	0	0	0	0	0	0	0	0	0	0	0	0
3. 2009.....	0	0	0	0	0	0	0	0	0	0	0	0	0
4. 2010.....	0	0	0	0	0	0	0	0	0	0	0	0	0
5. 2011.....	0	0	0	0	0	0	0	0	0	0	0	0	0
6. 2012.....	0	0	0	0	0	0	0	0	0	0	0	0	0
7. 2013.....	0	0	0	0	0	0	0	0	0	0	0	0	0
8. 2014.....	0	0	0	0	0	0	0	0	0	0	0	0	0
9. 2015.....	0	0	0	0	0	0	0	0	0	0	0	0	0
10. 2016.....	0	0	21	21	0	0	1	1	0	0	0	0	1
11. 2017.....	128	128	73	73	0	0	6	6	5	5	0	0	28
12. Totals.....	128	128	94	94	0	0	7	7	5	5	0	0	29

	Total Losses and Loss Expenses Incurred			Loss and Loss Expense Percentage (Incurred/Premiums Earned)			Nontabular Discount		34 Inter-Company Pooling Participation Percentage	Net Balance Sheet Reserves after Discount	
	26 Direct and Assumed	27 Ceded	28 Net	29 Direct and Assumed	30 Ceded	31 Net	32 Loss	33 Loss Expense		35 Losses Unpaid	36 Loss Expenses Unpaid
1. Prior.....	XXX	XXX	XXX	XXX	XXX	XXX	0	0	XXX	0	0
2. 2008.....	0	0	0	0.0	0.0	0.0	0	0	0.00	0	0
3. 2009.....	0	0	0	0.0	0.0	0.0	0	0	0.00	0	0
4. 2010.....	0	0	0	0.0	0.0	0.0	0	0	0.00	0	0
5. 2011.....	0	0	0	0.0	0.0	0.0	0	0	0.00	0	0
6. 2012.....	0	0	0	0.0	0.0	0.0	0	0	0.00	0	0
7. 2013.....	0	0	0	0.0	0.0	0.0	0	0	0.00	0	0
8. 2014.....	0	0	0	0.0	0.0	0.0	0	0	0.00	0	0
9. 2015.....	0	0	0	74.4	74.4	0.0	0	0	0.00	0	0
10. 2016.....	27	27	0	36.9	36.9	0.0	0	0	0.00	0	0
11. 2017.....	484	484	0	108.7	108.7	0.0	0	0	0.00	0	0
12. Totals.....	XXX	XXX	XXX	XXX	XXX	XXX	0	0	XXX	0	0

**SCHEDULE P - PART 1D - WORKERS' COMPENSATION
(EXCLUDING EXCESS WORKERS' COMPENSATION)**

(\$000 omitted)

Years in Which Premiums Were Earned and Losses Were Incurred	Premiums Earned			Loss and Loss Expense Payments							12 Number of Claims Reported- Direct and Assumed	
	1 Direct and Assumed	2 Ceded	3 Net (Cols. 1 - 2)	Loss Payments		Defense and Cost Containment Payments		Adjusting and Other Payments		10 Salvage and Subrogation Received		11 Total Net Paid (Cols. 4 - 5 + 6 - 7 + 8 - 9)
				4 Direct and Assumed	5 Ceded	6 Direct and Assumed	7 Ceded	8 Direct and Assumed	9 Ceded			
1. Prior.....	XXX	XXX	XXX	0	0	0	0	0	0	0	0	XXX
2. 2008.....	0	0	0	0	0	0	0	0	0	0	0	0
3. 2009.....	0	0	0	0	0	0	0	0	0	0	0	0
4. 2010.....	0	0	0	0	0	0	0	0	0	0	0	0
5. 2011.....	0	0	0	0	0	0	0	0	0	0	0	0
6. 2012.....	0	0	0	0	0	0	0	0	0	0	0	0
7. 2013.....	0	0	0	0	0	0	0	0	0	0	0	0
8. 2014.....	0	0	0	0	0	0	0	0	0	0	0	0
9. 2015.....	0	0	0	0	0	0	0	0	0	0	0	0
10. 2016.....	0	0	0	0	0	0	0	0	0	0	0	0
11. 2017.....	0	0	0	0	0	0	0	0	0	0	0	0
12. Totals....	XXX	XXX	XXX	0	0	0	0	0	0	0	0	XXX

	Losses Unpaid				Defense and Cost Containment Unpaid				Adjusting and Other Unpaid		23 Salvage and Subrogation Anticipated	24 Total Net Losses and Expenses Unpaid	25 Number of Claims Outstanding- Direct and Assumed
	Case Basis		Bulk + IBNR		Case Basis		Bulk + IBNR		21 Direct and Assumed	22 Ceded			
	13 Direct and Assumed	14 Ceded	15 Direct and Assumed	16 Ceded	17 Direct and Assumed	18 Ceded	19 Direct and Assumed	20 Ceded					
1. Prior.....	0	0	0	0	0	0	0	0	0	0	0	0	0
2. 2008.....	0	0	0	0	0	0	0	0	0	0	0	0	0
3. 2009.....	0	0	0	0	0	0	0	0	0	0	0	0	0
4. 2010.....	0	0	0	0	0	0	0	0	0	0	0	0	0
5. 2011.....	0	0	0	0	0	0	0	0	0	0	0	0	0
6. 2012.....	0	0	0	0	0	0	0	0	0	0	0	0	0
7. 2013.....	0	0	0	0	0	0	0	0	0	0	0	0	0
8. 2014.....	0	0	0	0	0	0	0	0	0	0	0	0	0
9. 2015.....	0	0	0	0	0	0	0	0	0	0	0	0	0
10. 2016.....	0	0	0	0	0	0	0	0	0	0	0	0	0
11. 2017.....	0	0	0	0	0	0	0	0	0	0	0	0	0
12. Totals....	0	0	0	0	0	0	0	0	0	0	0	0	0

NONE

	Total Losses and Loss Expenses Incurred			Loss and Loss Expense Percentage (Incurred/Premiums Earned)			Nontabular Discount		34 Inter- Company Pooling Participation Percentage	Net Balance Sheet Reserves after Discount	
	26 Direct and Assumed	27 Ceded	28 Net	29 Direct and Assumed	30 Ceded	31 Net	32 Loss	33 Loss Expense		35 Losses Unpaid	36 Loss Expenses Unpaid
2. 2008.....	0	0	0	0.0	0.0	0.0	0	0	0.00	0	0
3. 2009.....	0	0	0	0.0	0.0	0.0	0	0	0.00	0	0
4. 2010.....	0	0	0	0.0	0.0	0.0	0	0	0.00	0	0
5. 2011.....	0	0	0	0.0	0.0	0.0	0	0	0.00	0	0
6. 2012.....	0	0	0	0.0	0.0	0.0	0	0	0.00	0	0
7. 2013.....	0	0	0	0.0	0.0	0.0	0	0	0.00	0	0
8. 2014.....	0	0	0	0.0	0.0	0.0	0	0	0.00	0	0
9. 2015.....	0	0	0	0.0	0.0	0.0	0	0	0.00	0	0
10. 2016.....	0	0	0	0.0	0.0	0.0	0	0	0.00	0	0
11. 2017.....	0	0	0	0.0	0.0	0.0	0	0	0.00	0	0
12. Totals....	XXX	XXX	XXX	XXX	XXX	XXX	0	0	XXX	0	0

SCHEDULE P - PART 1E - COMMERCIAL MULTIPLE PERIL

(\$000 omitted)

Years in Which Premiums Were Earned and Losses Were Incurred	Premiums Earned			Loss and Loss Expense Payments						10 Salvage and Subrogation Received	11 Total Net Paid (Cols. 4 - 5 + 6 - 7 + 8 - 9)	12 Number of Claims Reported-Direct and Assumed
	1 Direct and Assumed	2 Ceded	3 Net (Cols. 1 - 2)	Loss Payments		Defense and Cost Containment Payments		Adjusting and Other Payments				
				4 Direct and Assumed	5 Ceded	6 Direct and Assumed	7 Ceded	8 Direct and Assumed	9 Ceded			
1. Prior.....	XXX	XXX	XXX	0	0	0	0	0	0	0	0	XXX
2. 2008.....	0	0	0	0	0	0	0	0	0	0	0	0
3. 2009.....	0	0	0	0	0	0	0	0	0	0	0	0
4. 2010.....	0	0	0	0	0	0	0	0	0	0	0	0
5. 2011.....	0	0	0	0	0	0	0	0	0	0	0	0
6. 2012.....	0	0	0	0	0	0	0	0	0	0	0	0
7. 2013.....	0	0	0	0	0	0	0	0	0	0	0	0
8. 2014.....	2	2	0	0	0	0	0	0	0	0	0	0
9. 2015.....	65	65	0	0	0	0	0	0	0	0	0	0
10. 2016.....	250	250	0	97	97	18	18	7	7	0	0	9
11. 2017.....	586	586	0	130	130	0	0	8	8	0	0	27
12. Totals.....	XXX	XXX	XXX	226	226	18	18	15	15	0	0	XXX

	Losses Unpaid				Defense and Cost Containment Unpaid				Adjusting and Other Unpaid		23 Salvage and Subrogation Anticipated	24 Total Net Losses and Expenses Unpaid	25 Number of Claims Outstanding-Direct and Assumed
	Case Basis		Bulk + IBNR		Case Basis		Bulk + IBNR		21 Direct and Assumed	22 Ceded			
	13 Direct and Assumed	14 Ceded	15 Direct and Assumed	16 Ceded	17 Direct and Assumed	18 Ceded	19 Direct and Assumed	20 Ceded					
1. Prior.....	0	0	0	0	0	0	0	0	0	0	0	0	0
2. 2008.....	0	0	0	0	0	0	0	0	0	0	0	0	0
3. 2009.....	0	0	0	0	0	0	0	0	0	0	0	0	0
4. 2010.....	0	0	0	0	0	0	0	0	0	0	0	0	0
5. 2011.....	0	0	0	0	0	0	0	0	0	0	0	0	0
6. 2012.....	0	0	0	0	0	0	0	0	0	0	0	0	0
7. 2013.....	0	0	0	0	0	0	0	0	0	0	0	0	0
8. 2014.....	0	0	1	1	0	0	0	0	0	0	0	0	0
9. 2015.....	0	0	13	13	0	0	3	3	0	0	0	0	0
10. 2016.....	6	6	86	86	0	0	16	16	4	4	0	0	4
11. 2017.....	42	42	117	117	0	0	20	20	3	3	0	0	13
12. Totals.....	48	48	218	218	0	0	39	39	6	6	0	0	17

	Total Losses and Loss Expenses Incurred			Loss and Loss Expense Percentage (Incurred/Premiums Earned)			Nontabular Discount		34 Inter-Company Pooling Participation Percentage	Net Balance Sheet Reserves after Discount	
	26 Direct and Assumed	27 Ceded	28 Net	29 Direct and Assumed	30 Ceded	31 Net	32 Loss	33 Loss Expense		35 Losses Unpaid	36 Loss Expenses Unpaid
1. Prior.....	XXX	XXX	XXX	XXX	XXX	XXX	0	0	XXX	0	0
2. 2008.....	0	0	0	0.0	0.0	0.0	0	0	0.00	0	0
3. 2009.....	0	0	0	0.0	0.0	0.0	0	0	0.00	0	0
4. 2010.....	0	0	0	0.0	0.0	0.0	0	0	0.00	0	0
5. 2011.....	0	0	0	0.0	0.0	0.0	0	0	0.00	0	0
6. 2012.....	0	0	0	0.0	0.0	0.0	0	0	0.00	0	0
7. 2013.....	0	0	0	0.0	0.0	0.0	0	0	0.00	0	0
8. 2014.....	1	1	0	70.1	70.1	0.0	0	0	0.00	0	0
9. 2015.....	16	16	0	24.6	24.6	0.0	0	0	0.00	0	0
10. 2016.....	234	234	0	93.6	93.6	0.0	0	0	0.00	0	0
11. 2017.....	319	319	0	54.5	54.5	0.0	0	0	0.00	0	0
12. Totals.....	XXX	XXX	XXX	XXX	XXX	XXX	0	0	XXX	0	0

Sch. P - Pt. 1F - Sn. 1
NONE

Sch. P - Pt. 1F - Sn. 2
NONE

Sch. P - Pt. 1G
NONE

Sch. P - Pt. 1H - Sn. 1
NONE

Sch. P - Pt. 1H - Sn. 2
NONE

SCHEDULE P - PART 11 - SPECIAL PROPERTY (FIRE, ALLIED LINES, INLAND MARINE, EARTHQUAKE, BURGLARY AND THEFT)
(\$000 omitted)

Years in Which Premiums Were Earned and Losses Were Incurred	Premiums Earned			Loss and Loss Expense Payments								12 Number of Claims Reported-Direct and Assumed
	1 Direct and Assumed	2 Ceded	3 Net (Cols. 1 - 2)	Loss Payments		Defense and Cost Containment Payments		Adjusting and Other Payments		10 Salvage and Subrogation Received	11 Total Net Paid (Cols. 4 - 5 + 6 - 7 + 8 - 9)	
				4 Direct and Assumed	5 Ceded	6 Direct and Assumed	7 Ceded	8 Direct and Assumed	9 Ceded			
1. Prior.....XXX.....XXX.....XXX.....17.....17.....1.....1.....(0).....(0).....0.....0.....XXX.....
2. 2016.....2,418.....2,418.....0.....449.....449.....0.....0.....2.....2.....0.....0.....XXX.....
3. 2017.....2,378.....2,378.....0.....485.....485.....1.....1.....1.....1.....0.....0.....XXX.....
4. Totals....XXX.....XXX.....XXX.....951.....951.....2.....2.....3.....3.....0.....0.....XXX.....

	Losses Unpaid				Defense and Cost Containment Unpaid				Adjusting and Other Unpaid		23 Salvage and Subrogation Anticipated	24 Total Net Losses and Expenses Unpaid	25 Number of Claims Outstanding-Direct and Assumed
	Case Basis		Bulk + IBNR		Case Basis		Bulk + IBNR		21 Direct and Assumed	22 Ceded			
	13 Direct and Assumed	14 Ceded	15 Direct and Assumed	16 Ceded	17 Direct and Assumed	18 Ceded	19 Direct and Assumed	20 Ceded					
1. Prior.....0.....0.....30.....30.....0.....0.....1.....1.....3.....3.....0.....0.....0.....
2. 2016.....0.....0.....16.....16.....(0).....(0).....1.....1.....2.....2.....0.....0.....0.....
3. 2017.....147.....147.....134.....134.....3.....3.....4.....4.....23.....23.....0.....0.....4.....
4. Totals....147.....147.....180.....180.....3.....3.....6.....6.....28.....28.....0.....0.....4.....

	Total Losses and Loss Expenses Incurred			Loss and Loss Expense Percentage (Incurred/Premiums Earned)			Nontabular Discount		34 Inter-Company Pooling Participation Percentage	Net Balance Sheet Reserves after Discount	
	26 Direct and Assumed	27 Ceded	28 Net	29 Direct and Assumed	30 Ceded	31 Net	32 Loss	33 Loss Expense		35 Losses Unpaid	36 Loss Expenses Unpaid
1. Prior..XXX.....XXX.....XXX.....XXX.....XXX.....XXX.....0.....0.....XXX.....0.....0.....
2. 2016..469.....469.....0.....19.4.....19.4.....0.0.....0.....0.....0.00.....0.....0.....
3. 2017..798.....798.....0.....33.6.....33.6.....0.0.....0.....0.....0.00.....0.....0.....
4. TotalsXXX.....XXX.....XXX.....XXX.....XXX.....XXX.....0.....0.....XXX.....0.....0.....

SCHEDULE P - PART 1J - AUTO PHYSICAL DAMAGE

(\$000 omitted)

Years in Which Premiums Were Earned and Losses Were Incurred	Premiums Earned			Loss and Loss Expense Payments							10 Salvage and Subrogation Received	11 Total Net Paid (Cols. 4 - 5 + 6 - 7 + 8 - 9)	12 Number of Claims Reported-Direct and Assumed
	1 Direct and Assumed	2 Ceded	3 Net (Cols. 1 - 2)	Loss Payments		Defense and Cost Containment Payments		Adjusting and Other Payments					
				4 Direct and Assumed	5 Ceded	6 Direct and Assumed	7 Ceded	8 Direct and Assumed	9 Ceded				
1. Prior.....XXX.....XXX.....XXX.....(239).....(239).....46.....46.....8.....8.....0.....0.....XXX.....	
2. 2016.....165,976.....165,976.....0.....94,601.....94,601.....344.....344.....1,231.....1,231.....0.....0.....72,506.....	
3. 2017.....162,581.....162,581.....0.....95,750.....95,750.....149.....149.....1,258.....1,258.....0.....0.....67,039.....	
4. Totals.....XXX.....XXX.....XXX.....190,112.....190,112.....539.....539.....2,497.....2,497.....0.....0.....XXX.....	

	Losses Unpaid				Defense and Cost Containment Unpaid				Adjusting and Other Unpaid		23 Salvage and Subrogation Anticipated	24 Total Net Losses and Expenses Unpaid	25 Number of Claims Outstanding-Direct and Assumed
	Case Basis		Bulk + IBNR		Case Basis		Bulk + IBNR		21	22			
	13 Direct and Assumed	14 Ceded	15 Direct and Assumed	16 Ceded	17 Direct and Assumed	18 Ceded	19 Direct and Assumed	20 Ceded	Direct and Assumed	Ceded			
1. Prior.....361.....361.....(178).....(178).....(2).....(2).....7.....7.....21.....21.....0.....0.....43.....
2. 2016.....69.....69.....93.....93.....(0).....(0).....5.....5.....18.....18.....0.....0.....15.....
3. 2017.....8,690.....8,690.....(7,523).....(7,523).....(185).....(185).....354.....354.....706.....706.....0.....0.....2,278.....
4. Totals.....9,119.....9,119.....(7,608).....(7,608).....(187).....(187).....365.....365.....745.....745.....0.....0.....2,336.....

	Total Losses and Loss Expenses Incurred			Loss and Loss Expense Percentage (Incurred/Premiums Earned)			Nontabular Discount		34 Inter-Company Pooling Participation Percentage	Net Balance Sheet Reserves after Discount	
	26 Direct and Assumed	27 Ceded	28 Net	29 Direct and Assumed	30 Ceded	31 Net	32 Loss	33 Loss Expense		35 Losses Unpaid	36 Loss Expenses Unpaid
1. Prior..XXX.....XXX.....XXX.....XXX.....XXX.....XXX.....0.....0.....XXX.....0.....0.....
2. 2016..96,360.....96,360.....0.....58.1.....58.1.....0.0.....0.....0.....0.00.....0.....0.....
3. 2017..99,197.....99,197.....0.....61.0.....61.0.....0.0.....0.....0.....0.00.....0.....0.....
4. TotalsXXX.....XXX.....XXX.....XXX.....XXX.....XXX.....0.....0.....XXX.....0.....0.....

**Sch. P - Pt. 1K
NONE**

**Sch. P - Pt. 1L
NONE**

**Sch. P - Pt. 1M
NONE**

**Sch. P - Pt. 1N
NONE**

**Sch. P - Pt. 1O
NONE**

**Sch. P - Pt. 1P
NONE**

**Sch. P - Pt. 1R - Sn. 1
NONE**

**Sch. P - Pt. 1R - Sn. 2
NONE**

**Sch. P - Pt. 1S
NONE**

**Sch. P - Pt. 1T
NONE**

**Sch. P - Pt. 2A
NONE**

**Sch. P - Pt. 2B
NONE**

**Sch. P - Pt. 2C
NONE**

**Sch. P - Pt. 2D
NONE**

**Sch. P - Pt. 2E
NONE**

**Sch. P - Pt. 2F - Sn. 1
NONE**

**Sch. P - Pt. 2F - Sn. 2
NONE**

**Sch. P - Pt. 2G
NONE**

**Sch. P - Pt. 2H - Sn. 1
NONE**

**Sch. P - Pt. 2H - Sn. 2
NONE**

**Sch. P - Pt. 2I
NONE**

**Sch. P - Pt. 2J
NONE**

**Sch. P - Pt. 2K
NONE**

**Sch. P - Pt. 2L
NONE**

**Sch. P - Pt. 2M
NONE**

**Sch. P - Pt. 2N
NONE**

**Sch. P - Pt. 2O
NONE**

**Sch. P - Pt. 2P
NONE**

**Sch. P - Pt. 2R - Sn. 1
NONE**

**Sch. P - Pt. 2R - Sn. 2
NONE**

**Sch. P - Pt. 2S
NONE**

**Sch. P - Pt. 2T
NONE**

SCHEDULE P - PART 3A - HOMEOWNERS/FARMOWNERS

Years in Which Losses Were Incurred	Cumulative Paid Net Losses and Defense and Cost Containment Expenses Reported at Year End (\$000 omitted)										11 Number of Claims Closed With Loss Payment	12 Number of Claims Closed Without Loss Payment	
	1 2008	2 2009	3 2010	4 2011	5 2012	6 2013	7 2014	8 2015	9 2016	10 2017			
1. Prior.....	.000.....	.0.....	.0.....	.0.....	.0.....	.0.....	.0.....	.0.....	.0.....	.0.....	.0.....	.0.....	.0.....
2. 2008.....	.0.....	.0.....	.0.....	.0.....	.0.....	.0.....	.0.....	.0.....	.0.....	.0.....	.0.....	4,448.....	1,341.....
3. 2009.....	.XXX.....	.0.....	.0.....	.0.....	.0.....	.0.....	.0.....	.0.....	.0.....	.0.....	.0.....	4,478.....	1,255.....
4. 2010.....	.XXX.....	.XXX.....	.0.....	.0.....	.0.....	.0.....	.0.....	.0.....	.0.....	.0.....	.0.....	4,779.....	1,425.....
5. 2011.....	.XXX.....	.XXX.....	.XXX.....	.0.....	.0.....	.0.....	.0.....	.0.....	.0.....	.0.....	.0.....	6,166.....	1,842.....
6. 2012.....	.XXX.....	.XXX.....	.XXX.....	.XXX.....	.0.....	.0.....	.0.....	.0.....	.0.....	.0.....	.0.....	4,985.....	1,564.....
7. 2013.....	.XXX.....	.XXX.....	.XXX.....	.XXX.....	.XXX.....	.0.....	.0.....	.0.....	.0.....	.0.....	.0.....	5,022.....	1,539.....
8. 2014.....	.XXX.....	.XXX.....	.XXX.....	.XXX.....	.XXX.....	.XXX.....	.0.....	.0.....	.0.....	.0.....	.0.....	5,649.....	1,607.....
9. 2015.....	.XXX.....	.XXX.....	.XXX.....	.XXX.....	.XXX.....	.XXX.....	.XXX.....	.0.....	.0.....	.0.....	.0.....	4,262.....	1,063.....
10. 2016.....	.XXX.....	.XXX.....	.XXX.....	.XXX.....	.XXX.....	.XXX.....	.XXX.....	.XXX.....	.0.....	.0.....	.0.....	3,523.....	1,119.....
11. 2017.....	.XXX.....	.XXX.....	.XXX.....	.XXX.....	.XXX.....	.XXX.....	.XXX.....	.XXX.....	.XXX.....	.0.....	.0.....	5,108.....	1,935.....

SCHEDULE P - PART 3B - PRIVATE PASSENGER AUTO LIABILITY/MEDICAL

1. Prior.....	.000.....	.0.....	.0.....	.0.....	.0.....	.0.....	.0.....	.0.....	.0.....	.0.....	.0.....	.13.....	.2.....
2. 2008.....	.0.....	.0.....	.0.....	.0.....	.0.....	.0.....	.0.....	.0.....	.0.....	.0.....	.0.....	40,018.....	11,174.....
3. 2009.....	.XXX.....	.0.....	.0.....	.0.....	.0.....	.0.....	.0.....	.0.....	.0.....	.0.....	.0.....	38,731.....	11,572.....
4. 2010.....	.XXX.....	.XXX.....	.0.....	.0.....	.0.....	.0.....	.0.....	.0.....	.0.....	.0.....	.0.....	38,672.....	12,659.....
5. 2011.....	.XXX.....	.XXX.....	.XXX.....	.0.....	.0.....	.0.....	.0.....	.0.....	.0.....	.0.....	.0.....	37,296.....	12,819.....
6. 2012.....	.XXX.....	.XXX.....	.XXX.....	.XXX.....	.0.....	.0.....	.0.....	.0.....	.0.....	.0.....	.0.....	34,191.....	11,561.....
7. 2013.....	.XXX.....	.XXX.....	.XXX.....	.XXX.....	.XXX.....	.0.....	.0.....	.0.....	.0.....	.0.....	.0.....	32,349.....	10,778.....
8. 2014.....	.XXX.....	.XXX.....	.XXX.....	.XXX.....	.XXX.....	.XXX.....	.0.....	.0.....	.0.....	.0.....	.0.....	30,465.....	10,690.....
9. 2015.....	.XXX.....	.XXX.....	.XXX.....	.XXX.....	.XXX.....	.XXX.....	.XXX.....	.0.....	.0.....	.0.....	.0.....	28,097.....	9,633.....
10. 2016.....	.XXX.....	.XXX.....	.XXX.....	.XXX.....	.XXX.....	.XXX.....	.XXX.....	.XXX.....	.0.....	.0.....	.0.....	24,899.....	8,349.....
11. 2017.....	.XXX.....	.XXX.....	.XXX.....	.XXX.....	.XXX.....	.XXX.....	.XXX.....	.XXX.....	.XXX.....	.0.....	.0.....	16,220.....	5,443.....

SCHEDULE P - PART 3C - COMMERCIAL AUTO/TRUCK LIABILITY/MEDICAL

1. Prior.....	.000.....	.0.....	.0.....	.0.....	.0.....	.0.....	.0.....	.0.....	.0.....	.0.....	.0.....	.0.....	.0.....
2. 2008.....	.0.....	.0.....	.0.....	.0.....	.0.....	.0.....	.0.....	.0.....	.0.....	.0.....	.0.....	.0.....	.0.....
3. 2009.....	.XXX.....	.0.....	.0.....	.0.....	.0.....	.0.....	.0.....	.0.....	.0.....	.0.....	.0.....	.0.....	.0.....
4. 2010.....	.XXX.....	.XXX.....	.0.....	.0.....	.0.....	.0.....	.0.....	.0.....	.0.....	.0.....	.0.....	.0.....	.0.....
5. 2011.....	.XXX.....	.XXX.....	.XXX.....	.0.....	.0.....	.0.....	.0.....	.0.....	.0.....	.0.....	.0.....	.0.....	.0.....
6. 2012.....	.XXX.....	.XXX.....	.XXX.....	.XXX.....	.0.....	.0.....	.0.....	.0.....	.0.....	.0.....	.0.....	.0.....	.0.....
7. 2013.....	.XXX.....	.XXX.....	.XXX.....	.XXX.....	.XXX.....	.0.....	.0.....	.0.....	.0.....	.0.....	.0.....	.0.....	.0.....
8. 2014.....	.XXX.....	.XXX.....	.XXX.....	.XXX.....	.XXX.....	.XXX.....	.0.....	.0.....	.0.....	.0.....	.0.....	.0.....	.0.....
9. 2015.....	.XXX.....	.XXX.....	.XXX.....	.XXX.....	.XXX.....	.XXX.....	.XXX.....	.0.....	.0.....	.0.....	.0.....	.0.....	.0.....
10. 2016.....	.XXX.....	.XXX.....	.XXX.....	.XXX.....	.XXX.....	.XXX.....	.XXX.....	.XXX.....	.0.....	.0.....	.0.....	.0.....	.2.....
11. 2017.....	.XXX.....	.XXX.....	.XXX.....	.XXX.....	.XXX.....	.XXX.....	.XXX.....	.XXX.....	.XXX.....	.0.....	.0.....	.2.....	.48.....

**SCHEDULE P - PART 3D - WORKERS' COMPENSATION
(EXCLUDING EXCESS WORKERS' COMPENSATION)**

1. Prior.....	.000.....	.0.....	.0.....	.0.....	.0.....	.0.....	.0.....	.0.....	.0.....	.0.....	.0.....	.0.....	.0.....
2. 2008.....	.0.....	.0.....	.0.....	.0.....	.0.....	.0.....	.0.....	.0.....	.0.....	.0.....	.0.....	.0.....	.0.....
3. 2009.....	.XXX.....	.0.....	.0.....	.0.....	.0.....	.0.....	.0.....	.0.....	.0.....	.0.....	.0.....	.0.....	.0.....
4. 2010.....	.XXX.....	.XXX.....	.0.....	.0.....	.0.....	.0.....	.0.....	.0.....	.0.....	.0.....	.0.....	.0.....	.0.....
5. 2011.....	.XXX.....	.XXX.....	.XXX.....	.0.....	.0.....	.0.....	.0.....	.0.....	.0.....	.0.....	.0.....	.0.....	.0.....
6. 2012.....	.XXX.....	.XXX.....	.XXX.....	.XXX.....	.0.....	.0.....	.0.....	.0.....	.0.....	.0.....	.0.....	.0.....	.0.....
7. 2013.....	.XXX.....	.XXX.....	.XXX.....	.XXX.....	.XXX.....	.0.....	.0.....	.0.....	.0.....	.0.....	.0.....	.0.....	.0.....
8. 2014.....	.XXX.....	.XXX.....	.XXX.....	.XXX.....	.XXX.....	.XXX.....	.0.....	.0.....	.0.....	.0.....	.0.....	.0.....	.0.....
9. 2015.....	.XXX.....	.XXX.....	.XXX.....	.XXX.....	.XXX.....	.XXX.....	.XXX.....	.0.....	.0.....	.0.....	.0.....	.0.....	.0.....
10. 2016.....	.XXX.....	.XXX.....	.XXX.....	.XXX.....	.XXX.....	.XXX.....	.XXX.....	.XXX.....	.0.....	.0.....	.0.....	.0.....	.0.....
11. 2017.....	.XXX.....	.XXX.....	.XXX.....	.XXX.....	.XXX.....	.XXX.....	.XXX.....	.XXX.....	.XXX.....	.0.....	.0.....	.0.....	.0.....

NONE

SCHEDULE P - PART 3E - COMMERCIAL MULTIPLE PERIL

1. Prior.....	.000.....	.0.....	.0.....	.0.....	.0.....	.0.....	.0.....	.0.....	.0.....	.0.....	.0.....	.0.....	.0.....
2. 2008.....	.0.....	.0.....	.0.....	.0.....	.0.....	.0.....	.0.....	.0.....	.0.....	.0.....	.0.....	.0.....	.0.....
3. 2009.....	.XXX.....	.0.....	.0.....	.0.....	.0.....	.0.....	.0.....	.0.....	.0.....	.0.....	.0.....	.0.....	.0.....
4. 2010.....	.XXX.....	.XXX.....	.0.....	.0.....	.0.....	.0.....	.0.....	.0.....	.0.....	.0.....	.0.....	.0.....	.0.....
5. 2011.....	.XXX.....	.XXX.....	.XXX.....	.0.....	.0.....	.0.....	.0.....	.0.....	.0.....	.0.....	.0.....	.0.....	.0.....
6. 2012.....	.XXX.....	.XXX.....	.XXX.....	.XXX.....	.0.....	.0.....	.0.....	.0.....	.0.....	.0.....	.0.....	.0.....	.0.....
7. 2013.....	.XXX.....	.XXX.....	.XXX.....	.XXX.....	.XXX.....	.0.....	.0.....	.0.....	.0.....	.0.....	.0.....	.0.....	.0.....
8. 2014.....	.XXX.....	.XXX.....	.XXX.....	.XXX.....	.XXX.....	.XXX.....	.0.....	.0.....	.0.....	.0.....	.0.....	.0.....	.0.....
9. 2015.....	.XXX.....	.XXX.....	.XXX.....	.XXX.....	.XXX.....	.XXX.....	.XXX.....	.0.....	.0.....	.0.....	.0.....	.0.....	.0.....
10. 2016.....	.XXX.....	.XXX.....	.XXX.....	.XXX.....	.XXX.....	.XXX.....	.XXX.....	.XXX.....	.0.....	.0.....	.0.....	.2.....	.3.....
11. 2017.....	.XXX.....	.XXX.....	.XXX.....	.XXX.....	.XXX.....	.XXX.....	.XXX.....	.XXX.....	.XXX.....	.0.....	.0.....	.0.....	.14.....

SCHEDULE P - PART 3F - SECTION 1 - MEDICAL PROFESSIONAL LIABILITY - OCCURRENCE

Years in Which Losses Were Incurred	Cumulative Paid Net Losses and Defense and Cost Containment Expenses Reported at Year End (\$000 omitted)										11 Number of Claims Closed With Loss Payment	12 Number of Claims Closed Without Loss Payment	
	1 2008	2 2009	3 2010	4 2011	5 2012	6 2013	7 2014	8 2015	9 2016	10 2017			
1. Prior.....	.000.....	.0.....	.0.....	.0.....	.0.....	.0.....	.0.....	.0.....	.0.....	.0.....	.0.....	.0.....	.0.....
2. 2008.....	.0.....	.0.....	.0.....	.0.....	.0.....	.0.....	.0.....	.0.....	.0.....	.0.....	.0.....	.0.....	.0.....
3. 2009.....	.XXX.....	.0.....	.0.....	.0.....	.0.....	.0.....	.0.....	.0.....	.0.....	.0.....	.0.....	.0.....	.0.....
4. 2010.....	.XXX.....	.XXX.....	.0.....	.0.....	.0.....	.0.....	.0.....	.0.....	.0.....	.0.....	.0.....	.0.....	.0.....
5. 2011.....	.XXX.....	.XXX.....	.XXX.....	.0.....	.0.....	.0.....	.0.....	.0.....	.0.....	.0.....	.0.....	.0.....	.0.....
6. 2012.....	.XXX.....	.XXX.....	.XXX.....	.XXX.....	.0.....	.0.....	.0.....	.0.....	.0.....	.0.....	.0.....	.0.....	.0.....
7. 2013.....	.XXX.....	.XXX.....	.XXX.....	.XXX.....	.XXX.....	.0.....	.0.....	.0.....	.0.....	.0.....	.0.....	.0.....	.0.....
8. 2014.....	.XXX.....	.XXX.....	.XXX.....	.XXX.....	.XXX.....	.XXX.....	.0.....	.0.....	.0.....	.0.....	.0.....	.0.....	.0.....
9. 2015.....	.XXX.....	.XXX.....	.XXX.....	.XXX.....	.XXX.....	.XXX.....	.XXX.....	.0.....	.0.....	.0.....	.0.....	.0.....	.0.....
10. 2016.....	.XXX.....	.XXX.....	.XXX.....	.XXX.....	.XXX.....	.XXX.....	.XXX.....	.XXX.....	.0.....	.0.....	.0.....	.0.....	.0.....
11. 2017.....	.XXX.....	.XXX.....	.XXX.....	.XXX.....	.XXX.....	.XXX.....	.XXX.....	.XXX.....	.XXX.....	.0.....	.0.....	.0.....	.0.....

NONE

SCHEDULE P - PART 3F - SECTION 2 - MEDICAL PROFESSIONAL LIABILITY - CLAIMS-MADE

1. Prior.....	.000.....	.0.....	.0.....	.0.....	.0.....	.0.....	.0.....	.0.....	.0.....	.0.....	.0.....	.0.....	.0.....
2. 2008.....	.0.....	.0.....	.0.....	.0.....	.0.....	.0.....	.0.....	.0.....	.0.....	.0.....	.0.....	.0.....	.0.....
3. 2009.....	.XXX.....	.0.....	.0.....	.0.....	.0.....	.0.....	.0.....	.0.....	.0.....	.0.....	.0.....	.0.....	.0.....
4. 2010.....	.XXX.....	.XXX.....	.0.....	.0.....	.0.....	.0.....	.0.....	.0.....	.0.....	.0.....	.0.....	.0.....	.0.....
5. 2011.....	.XXX.....	.XXX.....	.XXX.....	.0.....	.0.....	.0.....	.0.....	.0.....	.0.....	.0.....	.0.....	.0.....	.0.....
6. 2012.....	.XXX.....	.XXX.....	.XXX.....	.XXX.....	.0.....	.0.....	.0.....	.0.....	.0.....	.0.....	.0.....	.0.....	.0.....
7. 2013.....	.XXX.....	.XXX.....	.XXX.....	.XXX.....	.XXX.....	.0.....	.0.....	.0.....	.0.....	.0.....	.0.....	.0.....	.0.....
8. 2014.....	.XXX.....	.XXX.....	.XXX.....	.XXX.....	.XXX.....	.XXX.....	.0.....	.0.....	.0.....	.0.....	.0.....	.0.....	.0.....
9. 2015.....	.XXX.....	.XXX.....	.XXX.....	.XXX.....	.XXX.....	.XXX.....	.XXX.....	.0.....	.0.....	.0.....	.0.....	.0.....	.0.....
10. 2016.....	.XXX.....	.XXX.....	.XXX.....	.XXX.....	.XXX.....	.XXX.....	.XXX.....	.XXX.....	.0.....	.0.....	.0.....	.0.....	.0.....
11. 2017.....	.XXX.....	.XXX.....	.XXX.....	.XXX.....	.XXX.....	.XXX.....	.XXX.....	.XXX.....	.XXX.....	.0.....	.0.....	.0.....	.0.....

NONE

SCHEDULE P - PART 3G - SPECIAL LIABILITY (OCEAN MARINE, AIRCRAFT (ALL PERILS), BOILER AND MACHINERY)

1. Prior.....	.000.....	.0.....	.0.....	.0.....	.0.....	.0.....	.0.....	.0.....	.0.....	.0.....	.XXX.....	.XXX.....
2. 2008.....	.0.....	.0.....	.0.....	.0.....	.0.....	.0.....	.0.....	.0.....	.0.....	.0.....	.XXX.....	.XXX.....
3. 2009.....	.XXX.....	.0.....	.0.....	.0.....	.0.....	.0.....	.0.....	.0.....	.0.....	.0.....	.XXX.....	.XXX.....
4. 2010.....	.XXX.....	.XXX.....	.0.....	.0.....	.0.....	.0.....	.0.....	.0.....	.0.....	.0.....	.XXX.....	.XXX.....
5. 2011.....	.XXX.....	.XXX.....	.XXX.....	.0.....	.0.....	.0.....	.0.....	.0.....	.0.....	.0.....	.XXX.....	.XXX.....
6. 2012.....	.XXX.....	.XXX.....	.XXX.....	.XXX.....	.0.....	.0.....	.0.....	.0.....	.0.....	.0.....	.XXX.....	.XXX.....
7. 2013.....	.XXX.....	.XXX.....	.XXX.....	.XXX.....	.XXX.....	.0.....	.0.....	.0.....	.0.....	.0.....	.XXX.....	.XXX.....
8. 2014.....	.XXX.....	.XXX.....	.XXX.....	.XXX.....	.XXX.....	.XXX.....	.0.....	.0.....	.0.....	.0.....	.XXX.....	.XXX.....
9. 2015.....	.XXX.....	.XXX.....	.XXX.....	.XXX.....	.XXX.....	.XXX.....	.XXX.....	.0.....	.0.....	.0.....	.XXX.....	.XXX.....
10. 2016.....	.XXX.....	.XXX.....	.XXX.....	.XXX.....	.XXX.....	.XXX.....	.XXX.....	.XXX.....	.0.....	.0.....	.XXX.....	.XXX.....
11. 2017.....	.XXX.....	.XXX.....	.XXX.....	.XXX.....	.XXX.....	.XXX.....	.XXX.....	.XXX.....	.XXX.....	.0.....	.XXX.....	.XXX.....

NONE

SCHEDULE P - PART 3H - SECTION 1 - OTHER LIABILITY - OCCURRENCE

1. Prior.....	.000.....	.0.....	.0.....	.0.....	.0.....	.0.....	.0.....	.0.....	.0.....	.0.....	.0.....	.0.....
2. 2008.....	.0.....	.0.....	.0.....	.0.....	.0.....	.0.....	.0.....	.0.....	.0.....	.0.....	.0.....	.0.....
3. 2009.....	.XXX.....	.0.....	.0.....	.0.....	.0.....	.0.....	.0.....	.0.....	.0.....	.0.....	.0.....	.0.....
4. 2010.....	.XXX.....	.XXX.....	.0.....	.0.....	.0.....	.0.....	.0.....	.0.....	.0.....	.0.....	.0.....	.0.....
5. 2011.....	.XXX.....	.XXX.....	.XXX.....	.0.....	.0.....	.0.....	.0.....	.0.....	.0.....	.0.....	.0.....	.0.....
6. 2012.....	.XXX.....	.XXX.....	.XXX.....	.XXX.....	.0.....	.0.....	.0.....	.0.....	.0.....	.0.....	.0.....	.0.....
7. 2013.....	.XXX.....	.XXX.....	.XXX.....	.XXX.....	.XXX.....	.0.....	.0.....	.0.....	.0.....	.0.....	.0.....	.0.....
8. 2014.....	.XXX.....	.XXX.....	.XXX.....	.XXX.....	.XXX.....	.XXX.....	.0.....	.0.....	.0.....	.0.....	.0.....	.0.....
9. 2015.....	.XXX.....	.XXX.....	.XXX.....	.XXX.....	.XXX.....	.XXX.....	.XXX.....	.0.....	.0.....	.0.....	.0.....	.0.....
10. 2016.....	.XXX.....	.XXX.....	.XXX.....	.XXX.....	.XXX.....	.XXX.....	.XXX.....	.XXX.....	.0.....	.0.....	.0.....	.0.....
11. 2017.....	.XXX.....	.XXX.....	.XXX.....	.XXX.....	.XXX.....	.XXX.....	.XXX.....	.XXX.....	.XXX.....	.0.....	.0.....	.0.....

NONE

SCHEDULE P - PART 3H - SECTION 2 - OTHER LIABILITY - CLAIMS-MADE

1. Prior.....	.000.....	.0.....	.0.....	.0.....	.0.....	.0.....	.0.....	.0.....	.0.....	.0.....	.0.....	.0.....
2. 2008.....	.0.....	.0.....	.0.....	.0.....	.0.....	.0.....	.0.....	.0.....	.0.....	.0.....	.0.....	.0.....
3. 2009.....	.XXX.....	.0.....	.0.....	.0.....	.0.....	.0.....	.0.....	.0.....	.0.....	.0.....	.0.....	.0.....
4. 2010.....	.XXX.....	.XXX.....	.0.....	.0.....	.0.....	.0.....	.0.....	.0.....	.0.....	.0.....	.0.....	.0.....
5. 2011.....	.XXX.....	.XXX.....	.XXX.....	.0.....	.0.....	.0.....	.0.....	.0.....	.0.....	.0.....	.0.....	.0.....
6. 2012.....	.XXX.....	.XXX.....	.XXX.....	.XXX.....	.0.....	.0.....	.0.....	.0.....	.0.....	.0.....	.0.....	.0.....
7. 2013.....	.XXX.....	.XXX.....	.XXX.....	.XXX.....	.XXX.....	.0.....	.0.....	.0.....	.0.....	.0.....	.0.....	.0.....
8. 2014.....	.XXX.....	.XXX.....	.XXX.....	.XXX.....	.XXX.....	.XXX.....	.0.....	.0.....	.0.....	.0.....	.0.....	.0.....
9. 2015.....	.XXX.....	.XXX.....	.XXX.....	.XXX.....	.XXX.....	.XXX.....	.XXX.....	.0.....	.0.....	.0.....	.0.....	.0.....
10. 2016.....	.XXX.....	.XXX.....	.XXX.....	.XXX.....	.XXX.....	.XXX.....	.XXX.....	.XXX.....	.0.....	.0.....	.0.....	.0.....
11. 2017.....	.XXX.....	.XXX.....	.XXX.....	.XXX.....	.XXX.....	.XXX.....	.XXX.....	.XXX.....	.XXX.....	.0.....	.0.....	.0.....

NONE

SCHEDULE P - PART 3I - SPECIAL PROPERTY (FIRE, ALLIED LINES, INLAND MARINE, EARTHQUAKE, BURGLARY AND THEFT)

Years in Which Losses Were Incurred	Cumulative Paid Net Losses and Defense and Containment Expenses Reported at Year End (\$000 omitted)										11 Number of Claims Closed With Loss Payment	12 Number of Claims Closed Without Loss Payment
	1 2008	2 2009	3 2010	4 2011	5 2012	6 2013	7 2014	8 2015	9 2016	10 2017		
1. Prior.....	XXX	XXX	XXX	XXX	XXX	XXX	XXX	000	0	0	XXX	XXX
2. 2016.....	XXX	XXX	XXX	XXX	XXX	XXX	XXX	XXX	0	0	XXX	XXX
3. 2017.....	XXX	XXX	XXX	XXX	XXX	XXX	XXX	XXX	XXX	0	XXX	XXX

SCHEDULE P - PART 3J - AUTO PHYSICAL DAMAGE

1. Prior.....	XXX	XXX	XXX	XXX	XXX	XXX	XXX	000	0	0	0	10,780
2. 2016.....	XXX	XXX	XXX	XXX	XXX	XXX	XXX	XXX	0	0	62,984	9,507
3. 2017.....	XXX	XXX	XXX	XXX	XXX	XXX	XXX	XXX	XXX	0	56,896	7,865

SCHEDULE P - PART 3K - FIDELITY/SURETY

1. Prior.....	XXX	XXX	XXX	XXX	XXX	XXX	XXX	000	0	0	XXX	XXX
2. 2016.....	XXX	XXX	XXX	XXX	XXX	XXX	XXX	XXX	0	0	XXX	XXX
3. 2017.....	XXX	XXX	XXX	XXX	XXX	XXX	XXX	XXX	XXX	0	XXX	XXX

SCHEDULE P - PART 3L - OTHER (INCLUDING CREDIT, ACCIDENT AND HEALTH)

1. Prior.....	XXX	XXX	XXX	XXX	XXX	XXX	XXX	000	0	0	XXX	XXX
2. 2016.....	XXX	XXX	XXX	XXX	XXX	XXX	XXX	XXX	0	0	XXX	XXX
3. 2017.....	XXX	XXX	XXX	XXX	XXX	XXX	XXX	XXX	XXX	0	XXX	XXX

SCHEDULE P - PART 3M - INTERNATIONAL

1. Prior.....	000	0	0	0	0	0	0	0	0	0	XXX	XXX
2. 2008.....	0	0	0	0	0	0	0	0	0	0	XXX	XXX
3. 2009.....	XXX	0	0	0	0	0	0	0	0	0	XXX	XXX
4. 2010.....	XXX	XXX	0	0	0	0	0	0	0	0	XXX	XXX
5. 2011.....	XXX	XXX	XXX	0	0	0	0	0	0	0	XXX	XXX
6. 2012.....	XXX	XXX	XXX	XXX	0	0	0	0	0	0	XXX	XXX
7. 2013.....	XXX	XXX	XXX	XXX	XXX	0	0	0	0	0	XXX	XXX
8. 2014.....	XXX	XXX	XXX	XXX	XXX	XXX	0	0	0	0	XXX	XXX
9. 2015.....	XXX	XXX	XXX	XXX	XXX	XXX	XXX	0	0	0	XXX	XXX
10. 2016.....	XXX	XXX	XXX	XXX	XXX	XXX	XXX	XXX	0	0	XXX	XXX
11. 2017.....	XXX	XXX	XXX	XXX	XXX	XXX	XXX	XXX	XXX	0	XXX	XXX

**Sch. P - Pt. 3N
NONE**

**Sch. P - Pt. 3O
NONE**

**Sch. P - Pt. 3P
NONE**

**Sch. P - Pt. 3R - Sn. 1
NONE**

**Sch. P - Pt. 3R - Sn. 2
NONE**

**Sch. P - Pt. 3S
NONE**

**Sch. P - Pt. 3T
NONE**

**Sch. P - Pt. 4A
NONE**

**Sch. P - Pt. 4B
NONE**

**Sch. P - Pt. 4C
NONE**

**Sch. P - Pt. 4D
NONE**

**Sch. P - Pt. 4E
NONE**

**Sch. P - Pt. 4F - Sn. 1
NONE**

**Sch. P - Pt. 4F - Sn. 2
NONE**

**Sch. P - Pt. 4G
NONE**

**Sch. P - Pt. 4H - Sn. 1
NONE**

**Sch. P - Pt. 4H - Sn. 2
NONE**

**Sch. P - Pt. 4I
NONE**

**Sch. P - Pt. 4J
NONE**

**Sch. P - Pt. 4K
NONE**

**Sch. P - Pt. 4L
NONE**

**Sch. P - Pt. 4M
NONE**

**Sch. P - Pt. 4N
NONE**

**Sch. P - Pt. 4O
NONE**

**Sch. P - Pt. 4P
NONE**

**Sch. P - Pt. 4R - Sn. 1
NONE**

**Sch. P - Pt. 4R - Sn. 2
NONE**

**Sch. P - Pt. 4S
NONE**

**Sch. P - Pt. 4T
NONE**

SCHEDULE P - PART 5A - HOMEOWNERS/FARMOWNERS

SECTION 1

Years in Which Premiums Were Earned and Losses Were Incurred	Cumulative Number of Claims Closed with Loss Payment Direct and Assumed at Year End									
	1 2008	2 2009	3 2010	4 2011	5 2012	6 2013	7 2014	8 2015	9 2016	10 2017
1. Prior.....	533	86	32	10	3	6	3	0	0	0
2. 2008.....	3,753	4,401	4,440	4,441	4,446	4,448	4,448	4,449	4,449	4,449
3. 2009.....	XXX	3,955	4,427	4,455	4,472	4,474	4,476	4,478	4,478	4,478
4. 2010.....	XXX	XXX	4,172	4,722	4,748	4,763	4,775	4,776	4,777	4,779
5. 2011.....	XXX	XXX	XXX	5,405	6,107	6,143	6,155	6,162	6,165	6,166
6. 2012.....	XXX	XXX	XXX	XXX	4,297	4,933	4,963	4,978	4,984	4,985
7. 2013.....	XXX	XXX	XXX	XXX	XXX	4,367	4,970	5,010	5,019	5,022
8. 2014.....	XXX	XXX	XXX	XXX	XXX	XXX	5,103	5,624	5,643	5,649
9. 2015.....	XXX	XXX	XXX	XXX	XXX	XXX	XXX	3,563	4,232	4,262
10. 2016.....	XXX	XXX	XXX	XXX	XXX	XXX	XXX	XXX	3,099	3,523
11. 2017.....	XXX	XXX	XXX	XXX	XXX	XXX	XXX	XXX	XXX	5,108

SECTION 2

Years in Which Premiums Were Earned and Losses Were Incurred	Number of Claims Outstanding Direct and Assumed at Year End									
	1 2008	2 2009	3 2010	4 2011	5 2012	6 2013	7 2014	8 2015	9 2016	10 2017
1. Prior.....	52	33	46	11	9	4	1	1	1	1
2. 2008.....	350	34	22	16	6	4	3	2	2	2
3. 2009.....	XXX	236	43	25	10	4	3	0	0	0
4. 2010.....	XXX	XXX	291	49	36	20	8	5	5	1
5. 2011.....	XXX	XXX	XXX	290	45	18	11	7	8	3
6. 2012.....	XXX	XXX	XXX	XXX	277	52	23	9	5	3
7. 2013.....	XXX	XXX	XXX	XXX	XXX	334	33	12	2	2
8. 2014.....	XXX	XXX	XXX	XXX	XXX	XXX	256	33	18	10
9. 2015.....	XXX	XXX	XXX	XXX	XXX	XXX	XXX	342	26	4
10. 2016.....	XXX	XXX	XXX	XXX	XXX	XXX	XXX	XXX	228	23
11. 2017.....	XXX	XXX	XXX	XXX	XXX	XXX	XXX	XXX	XXX	291

SECTION 3

Years in Which Premiums Were Earned and Losses Were Incurred	Cumulative Number of Claims Reported Direct and Assumed at Year End									
	1 2008	2 2009	3 2010	4 2011	5 2012	6 2013	7 2014	8 2015	9 2016	10 2017
1. Prior.....	517	81	40	(8)	2	2	0	0	0	0
2. 2008.....	5,225	5,752	5,787	5,792	5,792	5,791	5,791	5,791	5,791	5,792
3. 2009.....	XXX	5,271	5,709	5,735	5,734	5,734	5,734	5,733	5,733	5,733
4. 2010.....	XXX	XXX	5,705	6,174	6,202	6,203	6,203	6,204	6,206	6,205
5. 2011.....	XXX	XXX	XXX	7,304	7,972	7,991	7,997	8,007	8,010	8,011
6. 2012.....	XXX	XXX	XXX	XXX	5,925	6,526	6,549	6,548	6,552	6,552
7. 2013.....	XXX	XXX	XXX	XXX	XXX	6,049	6,527	6,559	6,559	6,563
8. 2014.....	XXX	XXX	XXX	XXX	XXX	XXX	6,811	7,246	7,262	7,266
9. 2015.....	XXX	XXX	XXX	XXX	XXX	XXX	XXX	4,780	5,319	5,329
10. 2016.....	XXX	XXX	XXX	XXX	XXX	XXX	XXX	XXX	4,322	4,665
11. 2017.....	XXX	XXX	XXX	XXX	XXX	XXX	XXX	XXX	XXX	7,334

SCHEDULE P - PART 5B - PRIVATE PASSENGER AUTO LIABILITY/MEDICAL

SECTION 1

Years in Which Premiums Were Earned and Losses Were Incurred	Cumulative Number of Claims Closed with Loss Payment Direct and Assumed at Year End									
	1 2008	2 2009	3 2010	4 2011	5 2012	6 2013	7 2014	8 2015	9 2016	10 2017
1. Prior.....	12,252	2,657	1,044	460	199	94	52	19	15	13
2. 2008.....	28,125	37,577	38,887	39,467	39,786	39,927	39,972	40,005	40,016	40,018
3. 2009.....	XXX	27,284	36,283	37,608	38,269	38,521	38,649	38,703	38,725	38,731
4. 2010.....	XXX	XXX	27,044	36,175	37,657	38,248	38,456	38,563	38,635	38,672
5. 2011.....	XXX	XXX	XXX	26,577	35,160	36,388	36,907	37,138	37,244	37,296
6. 2012.....	XXX	XXX	XXX	XXX	24,537	32,417	33,463	33,937	34,133	34,191
7. 2013.....	XXX	XXX	XXX	XXX	XXX	23,222	30,723	31,889	32,221	32,349
8. 2014.....	XXX	XXX	XXX	XXX	XXX	XXX	21,574	29,176	30,128	30,465
9. 2015.....	XXX	XXX	XXX	XXX	XXX	XXX	XXX	20,259	27,097	28,097
10. 2016.....	XXX	XXX	XXX	XXX	XXX	XXX	XXX	XXX	18,698	24,899
11. 2017.....	XXX	XXX	XXX	XXX	XXX	XXX	XXX	XXX	XXX	16,220

SECTION 2

Years in Which Premiums Were Earned and Losses Were Incurred	Number of Claims Outstanding Direct and Assumed at Year End									
	1 2008	2 2009	3 2010	4 2011	5 2012	6 2013	7 2014	8 2015	9 2016	10 2017
1. Prior.....	5,150	2,447	1,320	806	576	473	417	399	377	363
2. 2008.....	10,987	2,490	1,193	626	283	133	86	47	33	31
3. 2009.....	XXX	11,130	2,510	1,220	554	298	143	80	53	39
4. 2010.....	XXX	XXX	11,024	2,496	1,120	548	317	196	107	69
5. 2011.....	XXX	XXX	XXX	10,382	2,175	1,001	517	276	157	97
6. 2012.....	XXX	XXX	XXX	XXX	9,344	1,790	837	391	191	118
7. 2013.....	XXX	XXX	XXX	XXX	XXX	8,884	1,690	643	350	205
8. 2014.....	XXX	XXX	XXX	XXX	XXX	XXX	8,711	1,526	693	371
9. 2015.....	XXX	XXX	XXX	XXX	XXX	XXX	XXX	8,030	1,651	688
10. 2016.....	XXX	XXX	XXX	XXX	XXX	XXX	XXX	XXX	7,209	1,551
11. 2017.....	XXX	XXX	XXX	XXX	XXX	XXX	XXX	XXX	XXX	6,880

SECTION 3

Years in Which Premiums Were Earned and Losses Were Incurred	Cumulative Number of Claims Reported Direct and Assumed at Year End									
	1 2008	2 2009	3 2010	4 2011	5 2012	6 2013	7 2014	8 2015	9 2016	10 2017
1. Prior.....	3,951	464	142	43	14	8	0	4	0	0
2. 2008.....	47,567	50,823	51,096	51,179	51,206	51,216	51,219	51,222	51,223	51,223
3. 2009.....	XXX	47,151	49,929	50,192	50,298	50,328	50,333	50,340	50,341	50,342
4. 2010.....	XXX	XXX	47,968	50,974	51,275	51,364	51,384	51,393	51,398	51,400
5. 2011.....	XXX	XXX	XXX	47,255	49,860	50,106	50,176	50,201	50,208	50,212
6. 2012.....	XXX	XXX	XXX	XXX	43,070	45,554	45,761	45,840	45,866	45,870
7. 2013.....	XXX	XXX	XXX	XXX	XXX	40,825	43,011	43,240	43,320	43,332
8. 2014.....	XXX	XXX	XXX	XXX	XXX	XXX	39,123	41,288	41,477	41,526
9. 2015.....	XXX	XXX	XXX	XXX	XXX	XXX	XXX	36,232	38,265	38,418
10. 2016.....	XXX	XXX	XXX	XXX	XXX	XXX	XXX	XXX	32,899	34,799
11. 2017.....	XXX	XXX	XXX	XXX	XXX	XXX	XXX	XXX	XXX	28,543

SCHEDULE P - PART 5C - COMMERCIAL AUTO/TRUCK LIABILITY/MEDICAL

SECTION 1

Years in Which Premiums Were Earned and Losses Were Incurred	Cumulative Number of Claims Closed with Loss Payment Direct and Assumed at Year End									
	1 2008	2 2009	3 2010	4 2011	5 2012	6 2013	7 2014	8 2015	9 2016	10 2017
1. Prior.....	.0	.0	.0	.0	.0	.0	.0	.0	.0	.0
2. 2008.....	.0	.0	.0	.0	.0	.0	.0	.0	.0	.0
3. 2009.....	.XXX	.0	.0	.0	.0	.0	.0	.0	.0	.0
4. 2010.....	.XXX	.XXX	.0	.0	.0	.0	.0	.0	.0	.0
5. 2011.....	.XXX	.XXX	.XXX	.0	.0	.0	.0	.0	.0	.0
6. 2012.....	.XXX	.XXX	.XXX	.XXX	.0	.0	.0	.0	.0	.0
7. 2013.....	.XXX	.XXX	.XXX	.XXX	.XXX	.0	.0	.0	.0	.0
8. 2014.....	.XXX	.XXX	.XXX	.XXX	.XXX	.XXX	.0	.0	.0	.0
9. 2015.....	.XXX	.XXX	.XXX	.XXX	.XXX	.XXX	.XXX	.0	.0	.0
10. 2016.....	.XXX	.XXX	.XXX	.XXX	.XXX	.XXX	.XXX	.XXX	.0	.0
11. 2017.....	.XXX	.XXX	.XXX	.XXX	.XXX	.XXX	.XXX	.XXX	.XXX	.2

SECTION 2

Years in Which Premiums Were Earned and Losses Were Incurred	Number of Claims Outstanding Direct and Assumed at Year End									
	1 2008	2 2009	3 2010	4 2011	5 2012	6 2013	7 2014	8 2015	9 2016	10 2017
1. Prior.....	.0	.0	.0	.0	.0	.0	.0	.0	.0	.0
2. 2008.....	.0	.0	.0	.0	.0	.0	.0	.0	.0	.0
3. 2009.....	.XXX	.0	.0	.0	.0	.0	.0	.0	.0	.0
4. 2010.....	.XXX	.XXX	.0	.0	.0	.0	.0	.0	.0	.0
5. 2011.....	.XXX	.XXX	.XXX	.0	.0	.0	.0	.0	.0	.0
6. 2012.....	.XXX	.XXX	.XXX	.XXX	.0	.0	.0	.0	.0	.0
7. 2013.....	.XXX	.XXX	.XXX	.XXX	.XXX	.0	.0	.0	.0	.0
8. 2014.....	.XXX	.XXX	.XXX	.XXX	.XXX	.XXX	.0	.0	.0	.0
9. 2015.....	.XXX	.XXX	.XXX	.XXX	.XXX	.XXX	.XXX	.0	.0	.0
10. 2016.....	.XXX	.XXX	.XXX	.XXX	.XXX	.XXX	.XXX	.XXX	.0	.1
11. 2017.....	.XXX	.XXX	.XXX	.XXX	.XXX	.XXX	.XXX	.XXX	.XXX	.28

SECTION 3

Years in Which Premiums Were Earned and Losses Were Incurred	Cumulative Number of Claims Reported Direct and Assumed at Year End									
	1 2008	2 2009	3 2010	4 2011	5 2012	6 2013	7 2014	8 2015	9 2016	10 2017
1. Prior.....	.0	.0	.0	.0	.0	.0	.0	.0	.0	.0
2. 2008.....	.0	.0	.0	.0	.0	.0	.0	.0	.0	.0
3. 2009.....	.XXX	.0	.0	.0	.0	.0	.0	.0	.0	.0
4. 2010.....	.XXX	.XXX	.0	.0	.0	.0	.0	.0	.0	.0
5. 2011.....	.XXX	.XXX	.XXX	.0	.0	.0	.0	.0	.0	.0
6. 2012.....	.XXX	.XXX	.XXX	.XXX	.0	.0	.0	.0	.0	.0
7. 2013.....	.XXX	.XXX	.XXX	.XXX	.XXX	.0	.0	.0	.0	.0
8. 2014.....	.XXX	.XXX	.XXX	.XXX	.XXX	.XXX	.0	.0	.0	.0
9. 2015.....	.XXX	.XXX	.XXX	.XXX	.XXX	.XXX	.XXX	.0	.0	.0
10. 2016.....	.XXX	.XXX	.XXX	.XXX	.XXX	.XXX	.XXX	.XXX	.2	.3
11. 2017.....	.XXX	.XXX	.XXX	.XXX	.XXX	.XXX	.XXX	.XXX	.XXX	.78

**SCHEDULE P - PART 5D - WORKERS' COMPENSATION
(EXCLUDING EXCESS WORKERS' COMPENSATION)**

SECTION 1

Years in Which Premiums Were Earned and Losses Were Incurred	Cumulative Number of Claims Closed with Loss Payment Direct and Assumed at Year End									
	1 2008	2 2009	3 2010	4 2011	5 2012	6 2013	7 2014	8 2015	9 2016	10 2017
1. Prior.....	.0	.0	.0	.0	.0	.0	.0	.0	.0	.0
2. 2008.....	.0	.0	.0	.0	.0	.0	.0	.0	.0	.0
3. 2009.....	XXX	.0	.0	.0	.0	.0	.0	.0	.0	.0
4. 2010.....	XXX	XXX	.0	.0	.0	.0	.0	.0	.0	.0
5. 2011.....	XXX	XXX	XXX	.0	.0	.0	.0	.0	.0	.0
6. 2012.....	XXX	XXX	XXX	XXX	.0	.0	.0	.0	.0	.0
7. 2013.....	XXX	XXX	XXX	XXX	XXX	.0	.0	.0	.0	.0
8. 2014.....	XXX	XXX	XXX	XXX	XXX	XXX	.0	.0	.0	.0
9. 2015.....	XXX	XXX	XXX	XXX	XXX	XXX	XXX	.0	.0	.0
10. 2016.....	XXX	XXX	XXX	XXX	XXX	XXX	XXX	XXX	.0	.0
11. 2017.....	XXX	XXX	XXX	XXX	XXX	XXX	XXX	XXX	XXX	.0

NONE

SECTION 2

Years in Which Premiums Were Earned and Losses Were Incurred	Number of Claims Outstanding Direct and Assumed at Year End									
	1 2008	2 2009	3 2010	4 2011	5 2012	6 2013	7 2014	8 2015	9 2016	10 2017
1. Prior.....	.0	.0	.0	.0	.0	.0	.0	.0	.0	.0
2. 2008.....	.0	.0	.0	.0	.0	.0	.0	.0	.0	.0
3. 2009.....	XXX	.0	.0	.0	.0	.0	.0	.0	.0	.0
4. 2010.....	XXX	XXX	.0	.0	.0	.0	.0	.0	.0	.0
5. 2011.....	XXX	XXX	XXX	.0	.0	.0	.0	.0	.0	.0
6. 2012.....	XXX	XXX	XXX	XXX	.0	.0	.0	.0	.0	.0
7. 2013.....	XXX	XXX	XXX	XXX	XXX	.0	.0	.0	.0	.0
8. 2014.....	XXX	XXX	XXX	XXX	XXX	XXX	.0	.0	.0	.0
9. 2015.....	XXX	XXX	XXX	XXX	XXX	XXX	XXX	.0	.0	.0
10. 2016.....	XXX	XXX	XXX	XXX	XXX	XXX	XXX	XXX	.0	.0
11. 2017.....	XXX	XXX	XXX	XXX	XXX	XXX	XXX	XXX	XXX	.0

NONE

SECTION 3

Years in Which Premiums Were Earned and Losses Were Incurred	Cumulative Number of Claims Reported Direct and Assumed at Year End									
	1 2008	2 2009	3 2010	4 2011	5 2012	6 2013	7 2014	8 2015	9 2016	10 2017
1. Prior.....	.0	.0	.0	.0	.0	.0	.0	.0	.0	.0
2. 2008.....	.0	.0	.0	.0	.0	.0	.0	.0	.0	.0
3. 2009.....	XXX	.0	.0	.0	.0	.0	.0	.0	.0	.0
4. 2010.....	XXX	XXX	.0	.0	.0	.0	.0	.0	.0	.0
5. 2011.....	XXX	XXX	XXX	.0	.0	.0	.0	.0	.0	.0
6. 2012.....	XXX	XXX	XXX	XXX	.0	.0	.0	.0	.0	.0
7. 2013.....	XXX	XXX	XXX	XXX	XXX	.0	.0	.0	.0	.0
8. 2014.....	XXX	XXX	XXX	XXX	XXX	XXX	.0	.0	.0	.0
9. 2015.....	XXX	XXX	XXX	XXX	XXX	XXX	XXX	.0	.0	.0
10. 2016.....	XXX	XXX	XXX	XXX	XXX	XXX	XXX	XXX	.0	.0
11. 2017.....	XXX	XXX	XXX	XXX	XXX	XXX	XXX	XXX	XXX	.0

NONE

SCHEDULE P - PART 5E - COMMERCIAL MULTIPLE PERIL

SECTION 1

Years in Which Premiums Were Earned and Losses Were Incurred	Cumulative Number of Claims Closed with Loss Payment Direct and Assumed at Year End									
	1 2008	2 2009	3 2010	4 2011	5 2012	6 2013	7 2014	8 2015	9 2016	10 2017
1. Prior.....	.0	.0	.0	.0	.0	.0	.0	.0	.0	.0
2. 2008.....	.0	.0	.0	.0	.0	.0	.0	.0	.0	.0
3. 2009.....	.XXX	.0	.0	.0	.0	.0	.0	.0	.0	.0
4. 2010.....	.XXX	.XXX	.0	.0	.0	.0	.0	.0	.0	.0
5. 2011.....	.XXX	.XXX	.XXX	.0	.0	.0	.0	.0	.0	.0
6. 2012.....	.XXX	.XXX	.XXX	.XXX	.0	.0	.0	.0	.0	.0
7. 2013.....	.XXX	.XXX	.XXX	.XXX	.XXX	.0	.0	.0	.0	.0
8. 2014.....	.XXX	.XXX	.XXX	.XXX	.XXX	.XXX	.0	.0	.0	.0
9. 2015.....	.XXX	.XXX	.XXX	.XXX	.XXX	.XXX	.XXX	.0	.0	.0
10. 2016.....	.XXX	.XXX	.XXX	.XXX	.XXX	.XXX	.XXX	.XXX	.2	.2
11. 2017.....	.XXX	.XXX	.XXX	.XXX	.XXX	.XXX	.XXX	.XXX	.XXX	.0

SECTION 2

Years in Which Premiums Were Earned and Losses Were Incurred	Number of Claims Outstanding Direct and Assumed at Year End									
	1 2008	2 2009	3 2010	4 2011	5 2012	6 2013	7 2014	8 2015	9 2016	10 2017
1. Prior.....	.0	.0	.0	.0	.0	.0	.0	.0	.0	.0
2. 2008.....	.0	.0	.0	.0	.0	.0	.0	.0	.0	.0
3. 2009.....	.XXX	.0	.0	.0	.0	.0	.0	.0	.0	.0
4. 2010.....	.XXX	.XXX	.0	.0	.0	.0	.0	.0	.0	.0
5. 2011.....	.XXX	.XXX	.XXX	.0	.0	.0	.0	.0	.0	.0
6. 2012.....	.XXX	.XXX	.XXX	.XXX	.0	.0	.0	.0	.0	.0
7. 2013.....	.XXX	.XXX	.XXX	.XXX	.XXX	.0	.0	.0	.0	.0
8. 2014.....	.XXX	.XXX	.XXX	.XXX	.XXX	.XXX	.0	.0	.0	.0
9. 2015.....	.XXX	.XXX	.XXX	.XXX	.XXX	.XXX	.XXX	.0	.0	.0
10. 2016.....	.XXX	.XXX	.XXX	.XXX	.XXX	.XXX	.XXX	.XXX	.5	.4
11. 2017.....	.XXX	.XXX	.XXX	.XXX	.XXX	.XXX	.XXX	.XXX	.XXX	.13

SECTION 3

Years in Which Premiums Were Earned and Losses Were Incurred	Cumulative Number of Claims Reported Direct and Assumed at Year End									
	1 2008	2 2009	3 2010	4 2011	5 2012	6 2013	7 2014	8 2015	9 2016	10 2017
1. Prior.....	.0	.0	.0	.0	.0	.0	.0	.0	.0	.0
2. 2008.....	.0	.0	.0	.0	.0	.0	.0	.0	.0	.0
3. 2009.....	.XXX	.0	.0	.0	.0	.0	.0	.0	.0	.0
4. 2010.....	.XXX	.XXX	.0	.0	.0	.0	.0	.0	.0	.0
5. 2011.....	.XXX	.XXX	.XXX	.0	.0	.0	.0	.0	.0	.0
6. 2012.....	.XXX	.XXX	.XXX	.XXX	.0	.0	.0	.0	.0	.0
7. 2013.....	.XXX	.XXX	.XXX	.XXX	.XXX	.0	.0	.0	.0	.0
8. 2014.....	.XXX	.XXX	.XXX	.XXX	.XXX	.XXX	.0	.0	.0	.0
9. 2015.....	.XXX	.XXX	.XXX	.XXX	.XXX	.XXX	.XXX	.0	.0	.0
10. 2016.....	.XXX	.XXX	.XXX	.XXX	.XXX	.XXX	.XXX	.XXX	.8	.9
11. 2017.....	.XXX	.XXX	.XXX	.XXX	.XXX	.XXX	.XXX	.XXX	.XXX	.27

**Sch. P - Pt. 5F - Sn. 1A
NONE**

**Sch. P - Pt. 5F - Sn. 2A
NONE**

**Sch. P - Pt. 5F - Sn. 3A
NONE**

**Sch. P - Pt. 5F - Sn. 1B
NONE**

**Sch. P - Pt. 5F - Sn. 2B
NONE**

**Sch. P - Pt. 5F - Sn. 3B
NONE**

**Sch. P - Pt. 5H - Sn. 1A
NONE**

**Sch. P - Pt. 5H - Sn. 2A
NONE**

**Sch. P - Pt. 5H - Sn. 3A
NONE**

**Sch. P - Pt. 5H - Sn. 1B
NONE**

**Sch. P - Pt. 5H - Sn. 2B
NONE**

**Sch. P - Pt. 5H - Sn. 3B
NONE**

**Sch. P - Pt. 5R - Sn. 1A
NONE**

**Sch. P - Pt. 5R - Sn. 2A
NONE**

**Sch. P - Pt. 5R - Sn. 3A
NONE**

**Sch. P - Pt. 5R - Sn. 1B
NONE**

**Sch. P - Pt. 5R - Sn. 2B
NONE**

**Sch. P - Pt. 5R - Sn. 3B
NONE**

Annual Statement for the year 2017 of the **Metropolitan Casualty Insurance Company**
SCHEDULE P - PART 5T - WARRANTY

SECTION 1

Years in Which Premiums Were Earned and Losses Were Incurred	Cumulative Number of Claims Closed with Loss Payment Direct and Assumed at Year End									
	1 2008	2 2009	3 2010	4 2011	5 2012	6 2013	7 2014	8 2015	9 2016	10 2017
1. Prior.....	XXX	XXX	XXX	XXX	XXX	XXX	XXX	0	0	0
2. 2016.....	XXX	XXX	XXX	XXX	XXX	XXX	XXX	XXX	0	0
3. 2017.....	XXX	XXX	XXX	XXX	XXX	XXX	XXX	XXX	XXX	0

SECTION 2

Years in Which Premiums Were Earned and Losses Were Incurred	Number of Claims Outstanding Direct and Assumed at Year End									
	1 2008	2 2009	3 2010	4 2011	5 2012	6 2013	7 2014	8 2015	9 2016	10 2017
1. Prior.....	XXX	XXX	XXX	XXX	XXX	XXX	XXX	0	0	0
2. 2016.....	XXX	XXX	XXX	XXX	XXX	XXX	XXX	XXX	0	0
3. 2017.....	XXX	XXX	XXX	XXX	XXX	XXX	XXX	XXX	XXX	0

SECTION 3

Years in Which Premiums Were Earned and Losses Were Incurred	Cumulative Number of Claims Reported Direct and Assumed at Year End									
	1 2008	2 2009	3 2010	4 2011	5 2012	6 2013	7 2014	8 2015	9 2016	10 2017
1. Prior.....	XXX	XXX	XXX	XXX	XXX	XXX	XXX	0	0	0
2. 2016.....	XXX	XXX	XXX	XXX	XXX	XXX	XXX	XXX	0	0
3. 2017.....	XXX	XXX	XXX	XXX	XXX	XXX	XXX	XXX	XXX	0

SCHEDULE P - PART 6C - COMMERCIAL AUTO/TRUCK LIABILITY/MEDICAL

SECTION 1

Years in Which Premiums Were Earned and Losses Were Incurred	Cumulative Premiums Earned Direct and Assumed at Year End (\$000 omitted)										11 Current Year Premiums Earned
	1 2008	2 2009	3 2010	4 2011	5 2012	6 2013	7 2014	8 2015	9 2016	10 2017	
1. Prior.....	0	0	0	0	0	0	0	0	0	0	0
2. 2008.....	0	0	0	0	0	0	0	0	0	0	0
3. 2009.....	XXX	0	0	0	0	0	0	0	0	0	0
4. 2010.....	XXX	XXX	0	0	0	0	0	0	0	0	0
5. 2011.....	XXX	XXX	XXX	0	0	0	0	0	0	0	0
6. 2012.....	XXX	XXX	XXX	XXX	0	0	0	0	0	0	0
7. 2013.....	XXX	XXX	XXX	XXX	XXX	0	0	0	0	0	0
8. 2014.....	XXX	XXX	XXX	XXX	XXX	XXX	0	0	0	0	0
9. 2015.....	XXX	XXX	XXX	XXX	XXX	XXX	XXX	0	2	3	0
10. 2016.....	XXX	XXX	XXX	XXX	XXX	XXX	XXX	XXX	71	153	82
11. 2017.....	XXX	XXX	XXX	XXX	XXX	XXX	XXX	XXX	XXX	363	363
12. Total.....	XXX	XXX	XXX	XXX	XXX	XXX	XXX	XXX	XXX	XXX	445
13. Earned Prems.(P-Pt 1)	0	0	0	0	0	0	0	0	73	445	XXX

SECTION 2

Years in Which Premiums Were Earned and Losses Were Incurred	Cumulative Premiums Earned Ceded at Year End (\$000 omitted)										11 Current Year Premiums Earned
	1 2008	2 2009	3 2010	4 2011	5 2012	6 2013	7 2014	8 2015	9 2016	10 2017	
1. Prior.....	0	0	0	0	0	0	0	0	0	0	0
2. 2008.....	0	0	0	0	0	0	0	0	0	0	0
3. 2009.....	XXX	0	0	0	0	0	0	0	0	0	0
4. 2010.....	XXX	XXX	0	0	0	0	0	0	0	0	0
5. 2011.....	XXX	XXX	XXX	0	0	0	0	0	0	0	0
6. 2012.....	XXX	XXX	XXX	XXX	0	0	0	0	0	0	0
7. 2013.....	XXX	XXX	XXX	XXX	XXX	0	0	0	0	0	0
8. 2014.....	XXX	XXX	XXX	XXX	XXX	XXX	0	0	0	0	0
9. 2015.....	XXX	XXX	XXX	XXX	XXX	XXX	XXX	0	2	2	0
10. 2016.....	XXX	XXX	XXX	XXX	XXX	XXX	XXX	XXX	71	153	82
11. 2017.....	XXX	XXX	XXX	XXX	XXX	XXX	XXX	XXX	XXX	363	363
12. Total.....	XXX	XXX	XXX	XXX	XXX	XXX	XXX	XXX	XXX	XXX	445
13. Earned Prems.(P-Pt 1)	0	0	0	0	0	0	0	0	73	445	XXX

**SCHEDULE P - PART 6D - WORKERS' COMPENSATION
(EXCLUDING EXCESS WORKERS' COMPENSATION)**

SECTION 1

Years in Which Premiums Were Earned and Losses Were Incurred	Cumulative Premiums Earned Direct and Assumed at Year End (\$000 omitted)										11 Current Year Premiums Earned
	1 2008	2 2009	3 2010	4 2011	5 2012	6 2013	7 2014	8 2015	9 2016	10 2017	
1. Prior.....	0	0	0	0	0	0	0	0	0	0	0
2. 2008.....	0	0	0	0	0	0	0	0	0	0	0
3. 2009.....	XXX	0	0	0	0	0	0	0	0	0	0
4. 2010.....	XXX	XXX	0	0	0	0	0	0	0	0	0
5. 2011.....	XXX	XXX	XXX	0	0	0	0	0	0	0	0
6. 2012.....	XXX	XXX	XXX	XXX	0	0	0	0	0	0	0
7. 2013.....	XXX	XXX	XXX	XXX	XXX	0	0	0	0	0	0
8. 2014.....	XXX	XXX	XXX	XXX	XXX	XXX	0	0	0	0	0
9. 2015.....	XXX	XXX	XXX	XXX	XXX	XXX	XXX	0	0	0	0
10. 2016.....	XXX	XXX	XXX	XXX	XXX	XXX	XXX	XXX	0	0	0
11. 2017.....	XXX	XXX	XXX	XXX	XXX	XXX	XXX	XXX	XXX	0	0
12. Total.....	XXX	XXX	XXX	XXX	XXX	XXX	XXX	XXX	XXX	XXX	0
13. Earned Prems.(P-Pt 1)	0	0	0	0	0	0	0	0	0	0	XXX

SECTION 2

Years in Which Premiums Were Earned and Losses Were Incurred	Cumulative Premiums Earned Ceded at Year End (\$000 omitted)										11 Current Year Premiums Earned
	1 2008	2 2009	3 2010	4 2011	5 2012	6 2013	7 2014	8 2015	9 2016	10 2017	
1. Prior.....	0	0	0	0	0	0	0	0	0	0	0
2. 2008.....	0	0	0	0	0	0	0	0	0	0	0
3. 2009.....	XXX	0	0	0	0	0	0	0	0	0	0
4. 2010.....	XXX	XXX	0	0	0	0	0	0	0	0	0
5. 2011.....	XXX	XXX	XXX	0	0	0	0	0	0	0	0
6. 2012.....	XXX	XXX	XXX	XXX	0	0	0	0	0	0	0
7. 2013.....	XXX	XXX	XXX	XXX	XXX	0	0	0	0	0	0
8. 2014.....	XXX	XXX	XXX	XXX	XXX	XXX	0	0	0	0	0
9. 2015.....	XXX	XXX	XXX	XXX	XXX	XXX	XXX	0	0	0	0
10. 2016.....	XXX	XXX	XXX	XXX	XXX	XXX	XXX	XXX	0	0	0
11. 2017.....	XXX	XXX	XXX	XXX	XXX	XXX	XXX	XXX	XXX	0	0
12. Total.....	XXX	XXX	XXX	XXX	XXX	XXX	XXX	XXX	XXX	XXX	0
13. Earned Prems.(P-Pt 1)	0	0	0	0	0	0	0	0	0	0	XXX

SCHEDULE P - PART 6E - COMMERCIAL MULTIPLE PERIL

SECTION 1

Years in Which Premiums Were Earned and Losses Were Incurred	Cumulative Premiums Earned Direct and Assumed at Year End (\$000 omitted)										11 Current Year Premiums Earned
	1 2008	2 2009	3 2010	4 2011	5 2012	6 2013	7 2014	8 2015	9 2016	10 2017	
1. Prior.....	.0	.0	.0	.0	.0	.0	.0	.0	.0	.0	.0
2. 2008.....	.0	.0	.0	.0	.0	.0	.0	.0	.0	.0	.0
3. 2009.....	XXX	.0	.0	.0	.0	.0	.0	.0	.0	.0	.0
4. 2010.....	XXX	XXX	.0	.0	.0	.0	.0	.0	.0	.0	.0
5. 2011.....	XXX	XXX	XXX	.0	.0	.0	.0	.0	.0	.0	.0
6. 2012.....	XXX	XXX	XXX	XXX	.0	.0	.0	.0	.0	.0	.0
7. 2013.....	XXX	XXX	XXX	XXX	XXX	.0	.0	.0	.0	.0	.0
8. 2014.....	XXX	XXX	XXX	XXX	XXX	XXX	.0	.3	.4	.3	(1)
9. 2015.....	XXX	XXX	XXX	XXX	XXX	XXX	XXX	62	129	129	.0
10. 2016.....	XXX	XXX	XXX	XXX	XXX	XXX	XXX	XXX	182	361	179
11. 2017.....	XXX	XXX	XXX	XXX	XXX	XXX	XXX	XXX	XXX	408	408
12. Total.....	XXX	XXX	XXX	XXX	XXX	XXX	XXX	XXX	XXX	XXX	586
13. Earned Prems.(P-Pt 1)	.0	.0	.0	.0	.0	.0	.0	2	65	250	586

SECTION 2

Years in Which Premiums Were Earned and Losses Were Incurred	Cumulative Premiums Earned Ceded at Year End (\$000 omitted)										11 Current Year Premiums Earned
	1 2008	2 2009	3 2010	4 2011	5 2012	6 2013	7 2014	8 2015	9 2016	10 2017	
1. Prior.....	.0	.0	.0	.0	.0	.0	.0	.0	.0	.0	.0
2. 2008.....	.0	.0	.0	.0	.0	.0	.0	.0	.0	.0	.0
3. 2009.....	XXX	.0	.0	.0	.0	.0	.0	.0	.0	.0	.0
4. 2010.....	XXX	XXX	.0	.0	.0	.0	.0	.0	.0	.0	.0
5. 2011.....	XXX	XXX	XXX	.0	.0	.0	.0	.0	.0	.0	.0
6. 2012.....	XXX	XXX	XXX	XXX	.0	.0	.0	.0	.0	.0	.0
7. 2013.....	XXX	XXX	XXX	XXX	XXX	.0	.0	.0	.0	.0	.0
8. 2014.....	XXX	XXX	XXX	XXX	XXX	XXX	.0	.0	.1	.0	(1)
9. 2015.....	XXX	XXX	XXX	XXX	XXX	XXX	XXX	.0	67	67	.0
10. 2016.....	XXX	XXX	XXX	XXX	XXX	XXX	XXX	XXX	182	361	179
11. 2017.....	XXX	XXX	XXX	XXX	XXX	XXX	XXX	XXX	XXX	408	408
12. Total.....	XXX	XXX	XXX	XXX	XXX	XXX	XXX	XXX	XXX	XXX	586
13. Earned Prems.(P-Pt 1)	.0	.0	.0	.0	.0	.0	.0	2	65	250	586

SCHEDULE P - PART 6H - OTHER LIABILITY - OCCURRENCE

SECTION 1A

Years in Which Premiums Were Earned and Losses Were Incurred	Cumulative Premiums Earned Direct and Assumed at Year End (\$000 omitted)										11 Current Year Premiums Earned
	1 2008	2 2009	3 2010	4 2011	5 2012	6 2013	7 2014	8 2015	9 2016	10 2017	
1. Prior.....	.0	.0	.0	.0	.0	.0	.0	.0	.0	.0	.0
2. 2008.....	.0	.0	.0	.0	.0	.0	.0	.0	.0	.0	.0
3. 2009.....	XXX	.0	.0	.0	.0	.0	.0	.0	.0	.0	.0
4. 2010.....	XXX	XXX	.0	.0	.0	.0	.0	.0	.0	.0	.0
5. 2011.....	XXX	XXX	XXX	.0	.0	.0	.0	.0	.0	.0	.0
6. 2012.....	XXX	XXX	XXX	XXX	.0	.0	.0	.0	.0	.0	.0
7. 2013.....	XXX	XXX	XXX	XXX	XXX	.0	.0	.0	.0	.0	.0
8. 2014.....	XXX	XXX	XXX	XXX	XXX	XXX	.0	.0	.0	.0	.0
9. 2015.....	XXX	XXX	XXX	XXX	XXX	XXX	XXX	.0	.0	.0	.0
10. 2016.....	XXX	XXX	XXX	XXX	XXX	XXX	XXX	XXX	.0	.0	.0
11. 2017.....	XXX	XXX	XXX	XXX	XXX	XXX	XXX	XXX	XXX	.0	.0
12. Total.....	XXX	XXX	XXX	XXX	XXX	XXX	XXX	XXX	XXX	XXX	.0
13. Earned Prems.(P-Pt 1)	.0	.0	.0	.0	.0	.0	.0	.0	.0	.0	.0

SECTION 2A

Years in Which Premiums Were Earned and Losses Were Incurred	Cumulative Premiums Earned Ceded at Year End (\$000 omitted)										11 Current Year Premiums Earned
	1 2008	2 2009	3 2010	4 2011	5 2012	6 2013	7 2014	8 2015	9 2016	10 2017	
1. Prior.....	.0	.0	.0	.0	.0	.0	.0	.0	.0	.0	.0
2. 2008.....	.0	.0	.0	.0	.0	.0	.0	.0	.0	.0	.0
3. 2009.....	XXX	.0	.0	.0	.0	.0	.0	.0	.0	.0	.0
4. 2010.....	XXX	XXX	.0	.0	.0	.0	.0	.0	.0	.0	.0
5. 2011.....	XXX	XXX	XXX	.0	.0	.0	.0	.0	.0	.0	.0
6. 2012.....	XXX	XXX	XXX	XXX	.0	.0	.0	.0	.0	.0	.0
7. 2013.....	XXX	XXX	XXX	XXX	XXX	.0	.0	.0	.0	.0	.0
8. 2014.....	XXX	XXX	XXX	XXX	XXX	XXX	.0	.0	.0	.0	.0
9. 2015.....	XXX	XXX	XXX	XXX	XXX	XXX	XXX	.0	.0	.0	.0
10. 2016.....	XXX	XXX	XXX	XXX	XXX	XXX	XXX	XXX	.0	.0	.0
11. 2017.....	XXX	XXX	XXX	XXX	XXX	XXX	XXX	XXX	XXX	.0	.0
12. Total.....	XXX	XXX	XXX	XXX	XXX	XXX	XXX	XXX	XXX	XXX	.0
13. Earned Prems.(P-Pt 1)	.0	.0	.0	.0	.0	.0	.0	.0	.0	.0	.0

Sch. P - Pt. 6H - Sn. 1B

NONE

Sch. P - Pt. 6H - Sn. 2B

NONE

Sch. P - Pt. 6M - Sn. 1

NONE

Sch. P - Pt. 6M - Sn. 2

NONE

Sch. P - Pt. 6N - Sn. 1

NONE

Sch. P - Pt. 6N - Sn. 2

NONE

Sch. P - Pt. 6O - Sn. 1

NONE

Sch. P - Pt. 6O - Sn. 2

NONE

Sch. P - Pt. 6R - Sn. 1A

NONE

Sch. P - Pt. 6R - Sn. 2A

NONE

Sch. P - Pt. 6R - Sn. 1B

NONE

Sch. P - Pt. 6R - Sn. 2B

NONE

Sch. P - Pt. 7A - Sn. 1

NONE

Sch. P - Pt. 7A - Sn. 2

NONE

Sch. P - Pt. 7A - Sn. 3

NONE

Sch. P - Pt. 7A - Sn. 4

NONE

Sch. P - Pt. 7A - Sn. 5

NONE

Sch. P - Pt. 7B - Sn. 1

NONE

Sch. P - Pt. 7B - Sn. 2

NONE

Sch. P - Pt. 7B - Sn. 3

NONE

SCHEDULE P - PART 7B - REINSURANCE LOSS SENSITIVE CONTRACTS (continued)

SECTION 4

Years in Which Policies Were Issued	Net Earned Premiums Reported At Year End (\$000 Omitted)									
	1 2008	2 2009	3 2010	4 2011	5 2012	6 2013	7 2014	8 2015	9 2016	10 2017
1. Prior.....	0	0	0	0	0	0	0	0	0	0
2. 2008.....	0	0	0	0	0	0	0	0	0	0
3. 2009.....	.XXX	0	0	0	0	0	0	0	0	0
4. 2010.....	.XXX	.XXX	0	0	0	0	0	0	0	0
5. 2011.....	.XXX	.XXX	.XXX	0	0	0	0	0	0	0
6. 2012.....	.XXX	.XXX	.XXX	.XXX	0	0	0	0	0	0
7. 2013.....	.XXX	.XXX	.XXX	.XXX	.XXX	0	0	0	0	0
8. 2014.....	.XXX	.XXX	.XXX	.XXX	.XXX	.XXX	0	0	0	0
9. 2015.....	.XXX	.XXX	.XXX	.XXX	.XXX	.XXX	.XXX	0	0	0
10. 2016.....	.XXX	.XXX	.XXX	.XXX	.XXX	.XXX	.XXX	.XXX	0	0
11. 2017.....	.XXX	.XXX	.XXX	.XXX	.XXX	.XXX	.XXX	.XXX	.XXX	0

SECTION 5

Years in Which Policies Were Issued	Net Reserve For Premium Adjustments And Accrued Retrospective Premiums At Year End (\$000 Omitted)									
	1 2008	2 2009	3 2010	4 2011	5 2012	6 2013	7 2014	8 2015	9 2016	10 2017
1. Prior.....	0	0	0	0	0	0	0	0	0	0
2. 2008.....	0	0	0	0	0	0	0	0	0	0
3. 2009.....	.XXX	0	0	0	0	0	0	0	0	0
4. 2010.....	.XXX	.XXX	0	0	0	0	0	0	0	0
5. 2011.....	.XXX	.XXX	.XXX	0	0	0	0	0	0	0
6. 2012.....	.XXX	.XXX	.XXX	.XXX	0	0	0	0	0	0
7. 2013.....	.XXX	.XXX	.XXX	.XXX	.XXX	0	0	0	0	0
8. 2014.....	.XXX	.XXX	.XXX	.XXX	.XXX	.XXX	0	0	0	0
9. 2015.....	.XXX	.XXX	.XXX	.XXX	.XXX	.XXX	.XXX	0	0	0
10. 2016.....	.XXX	.XXX	.XXX	.XXX	.XXX	.XXX	.XXX	.XXX	0	0
11. 2017.....	.XXX	.XXX	.XXX	.XXX	.XXX	.XXX	.XXX	.XXX	.XXX	0

SECTION 6

Years in Which Policies Were Issued	Incurred Adjustable Commissions Reported At Year End (\$000 Omitted)									
	1 2008	2 2009	3 2010	4 2011	5 2012	6 2013	7 2014	8 2015	9 2016	10 2017
1. Prior.....	0	0	0	0	0	0	0	0	0	0
2. 2008.....	0	0	0	0	0	0	0	0	0	0
3. 2009.....	.XXX	0	0	0	0	0	0	0	0	0
4. 2010.....	.XXX	.XXX	0	0	0	0	0	0	0	0
5. 2011.....	.XXX	.XXX	.XXX	0	0	0	0	0	0	0
6. 2012.....	.XXX	.XXX	.XXX	.XXX	0	0	0	0	0	0
7. 2013.....	.XXX	.XXX	.XXX	.XXX	.XXX	0	0	0	0	0
8. 2014.....	.XXX	.XXX	.XXX	.XXX	.XXX	.XXX	0	0	0	0
9. 2015.....	.XXX	.XXX	.XXX	.XXX	.XXX	.XXX	.XXX	0	0	0
10. 2016.....	.XXX	.XXX	.XXX	.XXX	.XXX	.XXX	.XXX	.XXX	0	0
11. 2017.....	.XXX	.XXX	.XXX	.XXX	.XXX	.XXX	.XXX	.XXX	.XXX	0

SECTION 7

Years in Which Policies Were Issued	Reserves For Commission Adjustments At Year End (\$000 Omitted)									
	1 2008	2 2009	3 2010	4 2011	5 2012	6 2013	7 2014	8 2015	9 2016	10 2017
1. Prior.....	0	0	0	0	0	0	0	0	0	0
2. 2008.....	0	0	0	0	0	0	0	0	0	0
3. 2009.....	.XXX	0	0	0	0	0	0	0	0	0
4. 2010.....	.XXX	.XXX	0	0	0	0	0	0	0	0
5. 2011.....	.XXX	.XXX	.XXX	0	0	0	0	0	0	0
6. 2012.....	.XXX	.XXX	.XXX	.XXX	0	0	0	0	0	0
7. 2013.....	.XXX	.XXX	.XXX	.XXX	.XXX	0	0	0	0	0
8. 2014.....	.XXX	.XXX	.XXX	.XXX	.XXX	.XXX	0	0	0	0
9. 2015.....	.XXX	.XXX	.XXX	.XXX	.XXX	.XXX	.XXX	0	0	0
10. 2016.....	.XXX	.XXX	.XXX	.XXX	.XXX	.XXX	.XXX	.XXX	0	0
11. 2017.....	.XXX	.XXX	.XXX	.XXX	.XXX	.XXX	.XXX	.XXX	.XXX	0

Metropolitan Casualty Insurance Company

SCHEDULE P INTERROGATORIES

1. The following questions relate to yet-to-be-issued Extended Reporting Endorsements (EREs) arising from Death, Disability, or Retirement (DDR) provisions in Medical Professional Liability Claims-Made insurance policies. EREs provided for reasons other than DDR are not included.
- 1.1 Does the company issue Medical Professional Liability Claims-Made insurance policies that provide tail (also known as an extended reporting endorsement, or "ERE") benefits in the event of Death, Disability, or Retirement (DDR) at a reduced charge or at no additional cost? Yes [] No [X]
 If the answer to question 1.1 is "no", leave the following questions blank. If the answer to question 1.1 is "yes", please answer the following questions.
- 1.2 What is the total amount of the reserve for that provision (DDR reserve), as reported, explicitly or not, elsewhere in this statement (in dollars)? \$.....0
- 1.3 Does the company report any DDR reserve as Unearned Premium Reserve per SSAP #65? Yes [] No []
- 1.4 Does the company report any DDR reserve as loss or loss adjustment expense reserve? Yes [] No []
- 1.5 If the company reports DDR reserve as Unearned Premium Reserve, does that amount match the figure on the Underwriting and Investment Exhibit, Part 1A - Recapitulation of all Premiums (Page 7) Column 2, Lines 11.1 plus 11.2? Yes [] No [] N/A []
- 1.6 If the company reports DDR reserve as loss or loss adjustment expense reserve, please complete the following table corresponding to where these reserves are reported in Schedule P:

Years in Which Premiums Were Earned and Losses Were Incurred		DDR Reserve Included in Schedule P, Part 1F, Medical Professional Liability Column 24: Total Net Losses and Expenses Unpaid	
		1 Section 1: Occurrence	2 Section 2: Claims-Made
1.601	Prior.....00
1.602	2008.....00
1.603	2009.....00
1.604	2010.....00
1.605	2011.....00
1.606	2012.....00
1.607	2013.....00
1.608	2014.....00
1.609	2015.....00
1.610	2016.....00
1.611	2017.....00
1.612	Totals.....00

2. The definition of allocated loss adjustment expenses (ALAE) and, therefore, unallocated loss adjustment expenses (ULAE) was changed effective January 1, 1998. This change in definition applies to both paid and unpaid expenses. Are these expenses (now reported as "Defense and Cost Containment" and "Adjusting and Other") reported in compliance with these definitions in this statement? Yes [X] No []

3. The Adjusting and Other expense payments and reserves should be allocated to the years in which the losses were incurred based on the number of claims reported, closed and outstanding in those years. When allocating Adjusting and Other expense between companies in a group or a pool, the Adjusting and Other expense should be allocated in the same percentage used for the loss amounts and the claim counts. For reinsurers, Adjusting and Other expense assumed should be reported according to the reinsurance contract. For Adjusting and Other expense incurred by reinsurers, or in those situations where suitable claim count information is not available, Adjusting and Other expense should be allocated by a reasonable method determined by the company and described in Interrogatory 7, below. Are they so reported in this statement? Yes [X] No []

4. Do any lines in Schedule P include reserves that are reported gross of any discount to present value of future payments, and that are reported net of such discounts on Page 10? Yes [] No [X]

If yes, proper disclosure must be made in the Notes to Financial Statements, as specified in the Instructions. Also, the discounts must be reported in Schedule P - Part 1, Columns 32 and 33.

Schedule P must be completed gross of non-tabular discounting. Work papers relating to discount calculations must be available for examination upon request.

Discounting is allowed only if expressly permitted by the state insurance department to which this Annual Statement is being filed.

5. What were the net premiums in force at the end of the year for: (in thousands of dollars)
- 5.1 Fidelity \$.....0
- 5.2 Surety \$.....0

6. Claim count information is reported per claim or per claimant. (Indicate which). PER CLAIM
 If not the same in all years, explain in Interrogatory 7.

- 7.1 The information provided in Schedule P will be used by many persons to estimate the adequacy of the current loss and expense reserves, among other things. Are there any especially significant events, coverage, retention or accounting changes that have occurred that must be considered when making such analyses? Yes [X] No []

- 7.2 An extended statement may be attached.
Effective January 1, 2001, the company entered into a 100% Restated Quota Share Reinsurance Agreement with its parent company. The company cedes to its parent 100% interest in gross net liabilities and its premiums, losses, expenses, payment fees, dividends and direct agents balance.

SCHEDULE T - PART 2

INTERSTATE COMPACT - EXHIBIT OF PREMIUMS WRITTEN

Allocated by States and Territories

States, Etc.		Direct Business Only					Totals
		1 Life (Group and Individual)	2 Annuities (Group and Individual)	3 Disability Income (Group and Individual)	4 Long-Term Care (Group and Individual)	5 Deposit-Type Contracts	
1. Alabama.....AL	0	0	0	0	0	0	
2. Alaska.....AK	0	0	0	0	0	0	
3. Arizona.....AZ	0	0	0	0	0	0	
4. Arkansas.....AR	0	0	0	0	0	0	
5. California.....CA	0	0	0	0	0	0	
6. Colorado.....CO	0	0	0	0	0	0	
7. Connecticut.....CT	0	0	0	0	0	0	
8. Delaware.....DE	0	0	0	0	0	0	
9. District of Columbia.....DC	0	0	0	0	0	0	
10. Florida.....FL	0	0	0	0	0	0	
11. Georgia.....GA	0	0	0	0	0	0	
12. Hawaii.....HI	0	0	0	0	0	0	
13. Idaho.....ID	0	0	0	0	0	0	
14. Illinois.....IL	0	0	0	0	0	0	
15. Indiana.....IN	0	0	0	0	0	0	
16. Iowa.....IA	0	0	0	0	0	0	
17. Kansas.....KS	0	0	0	0	0	0	
18. Kentucky.....KY	0	0	0	0	0	0	
19. Louisiana.....LA	0	0	0	0	0	0	
20. Maine.....ME	0	0	0	0	0	0	
21. Maryland.....MD	0	0	0	0	0	0	
22. Massachusetts.....MA	0	0	0	0	0	0	
23. Michigan.....MI	0	0	0	0	0	0	
24. Minnesota.....MN	0	0	0	0	0	0	
25. Mississippi.....MS	0	0	0	0	0	0	
26. Missouri.....MO	0	0	0	0	0	0	
27. Montana.....MT	0	0	0	0	0	0	
28. Nebraska.....NE	0	0	0	0	0	0	
29. Nevada.....NV	0	0	0	0	0	0	
30. New Hampshire.....NH	0	0	0	0	0	0	
31. New Jersey.....NJ	0	0	0	0	0	0	
32. New Mexico.....NM	0	0	0	0	0	0	
33. New York.....NY	0	0	0	0	0	0	
34. North Carolina.....NC	0	0	0	0	0	0	
35. North Dakota.....ND	0	0	0	0	0	0	
36. Ohio.....OH	0	0	0	0	0	0	
37. Oklahoma.....OK	0	0	0	0	0	0	
38. Oregon.....OR	0	0	0	0	0	0	
39. Pennsylvania.....PA	0	0	0	0	0	0	
40. Rhode Island.....RI	0	0	0	0	0	0	
41. South Carolina.....SC	0	0	0	0	0	0	
42. South Dakota.....SD	0	0	0	0	0	0	
43. Tennessee.....TN	0	0	0	0	0	0	
44. Texas.....TX	0	0	0	0	0	0	
45. Utah.....UT	0	0	0	0	0	0	
46. Vermont.....VT	0	0	0	0	0	0	
47. Virginia.....VA	0	0	0	0	0	0	
48. Washington.....WA	0	0	0	0	0	0	
49. West Virginia.....WV	0	0	0	0	0	0	
50. Wisconsin.....WI	0	0	0	0	0	0	
51. Wyoming.....WY	0	0	0	0	0	0	
52. American Samoa.....AS	0	0	0	0	0	0	
53. Guam.....GU	0	0	0	0	0	0	
54. Puerto Rico.....PR	0	0	0	0	0	0	
55. US Virgin Islands.....VI	0	0	0	0	0	0	
56. Northern Mariana Islands.....MP	0	0	0	0	0	0	
57. Canada.....CAN	0	0	0	0	0	0	
58. Aggregate Other Alien.....OT	0	0	0	0	0	0	
59. Totals.....	0	0	0	0	0	0	

NONE

SCHEDULE Y

PART 1A - DETAIL OF INSURANCE HOLDING COMPANY SYSTEM

1	2	3	4	5	6	7	8	9	10	11	12	13	14	15	16
Group Code	Group Name	NAIC Company Code	ID Number	Federal RSSD	CIK	Name of Securities Exchange if Publicly Traded (U.S. or International)	Names of Parent, Subsidiaries or Affiliates	Domiciliary Location	Relationship to Reporting Entity	Directly Controlled by (Name of Entity/Person)	Type of Control (Ownership Board, Management, Attorney-in-Fact, Influence, Other)	If Control is Ownership Provide Percentage	Ultimate Controlling Entity(ies)/Person(s)	Is an SCA Filing Required? (Y/N)	*
Members															
0241	MetLife.....	00000..	13-4075851..	2945824	1099219	NYSE, ISE.....	MetLife, Inc.....	DE.....	UIP.....	Board of Directors.....	Board of Directors0.0	Board of Directors.....	..Y.....	0.....
0241	MetLife.....	65978..	13-5581829..	1583845	937834		Metropolitan Life Insurance Company.....	NY.....	IA.....	MetLife, Inc.....	Ownership.....	100.0	MetLife, Inc.....	..N.....	0.....
0241	MetLife.....	00000..	20-2985998..	0	0		500 Grant Street GP, LLC.....	DE.....	NIA.....	Metropolitan Life Insurance Company.....	Ownership.....	100.0	MetLife, Inc.....	..N.....	0.....
0241	MetLife.....	00000..		0	0		500 Grant Street Associates Limited Partnership	CT.....	NIA.....	Metropolitan Life Insurance Company.....	Ownership.....	99.0	MetLife, Inc.....	..N.....	0.....
0241	MetLife.....	00000..		0	0		500 Grant Street Associates Limited Partnership	CT.....	NIA.....	500 Grant Street GP LLC.....	Ownership.....	1.0	MetLife, Inc.....	..N.....	0.....
0241	MetLife.....	00000..	22-3140349..	0	0		MetLife Retirement Services LLC.....	NJ.....	NIA.....	Metropolitan Life Insurance Company.....	Ownership.....	100.0	MetLife, Inc.....	..N.....	0.....
0241	MetLife.....	63665..	43-0285930..	0	728240		General American Life Insurance Company.....	MO.....	IA.....	MetLife, Inc.....	Ownership.....	100.0	MetLife, Inc.....	..N.....	0.....
0241	MetLife.....	00000..	45-2420223..	0	0		GALIC Holdings LLC.....	DE.....	NIA.....	General American Life Insurance Company.....	Ownership.....	100.0	MetLife, Inc.....	..N.....	0.....
0241	MetLife.....	00000..		0	0		MLIC CB Holdings LLC.....	DE.....	NIA.....	Metropolitan Life Insurance Company.....	Ownership.....	100.0	MetLife, Inc.....	..N.....	0.....
0241	MetLife.....	00000..		0	0		HPZ Assets LLC.....	DE.....	NIA.....	Metropolitan Life Insurance Company.....	Ownership.....	100.0	MetLife, Inc.....	..N.....	0.....
0241	MetLife.....	00000..		0	0		Alternative Fuels I, LLC.....	DE.....	NIA.....	Metropolitan Life Insurance Company.....	Ownership.....	100.0	MetLife, Inc.....	..N.....	0.....
0241	MetLife.....	00000..	46-0800386..	0	0		CC Holdco Manager, LLC.....	DE.....	NIA.....	Metropolitan Life Insurance Company.....	Ownership.....	100.0	MetLife, Inc.....	..N.....	0.....
0241	MetLife.....	00000..	13-5581829..	0	0		MetLife Private Equity Holdings, LLC.....	DE.....	NIA.....	MetLife SP Holdings, LLC.....	Ownership.....	100.0	MetLife, Inc.....	..N.....	0.....
0241	MetLife.....	00000..		0	0		Euro CL Investments LLC.....	DE.....	NIA.....	Metropolitan Life Insurance Company.....	Ownership.....	100.0	MetLife, Inc.....	..N.....	0.....
0241	MetLife.....	00000..		0	0		1001 Properties, LLC.....	DE.....	NIA.....	Metropolitan Life Insurance Company.....	Ownership.....	100.0	MetLife, Inc.....	..N.....	0.....
0241	MetLife.....	00000..		0	0		6104 Hollywood, LLC.....	DE.....	NIA.....	Metropolitan Life Insurance Company.....	Ownership.....	100.0	MetLife, Inc.....	..N.....	0.....
0241	MetLife.....	00000..		0	0		The Building at 575 Fifth Avenue Mezzanine LLC	DE.....	NIA.....	Metropolitan Life Insurance Company.....	Ownership.....	100.0	MetLife, Inc.....	..N.....	0.....
0241	MetLife.....	00000..		0	0		The Building at 575 Fifth Retail Holding LLC.....	DE.....	NIA.....	The Building at 575 Fifth Avenue Mezzanine LLC	Ownership.....	100.0	MetLife, Inc.....	..N.....	0.....
0241	MetLife.....	00000..		0	0		The Building at 575 Fifth Retail Owner LLC.....	DE.....	NIA.....	The Building at 575 Fifth Retail Holding LLC.....	Ownership.....	100.0	MetLife, Inc.....	..N.....	0.....
0241	MetLife.....	00000..	20-8254446..	0	0		10700 Wilshire, LLC.....	DE.....	NIA.....	Metropolitan Life Insurance Company.....	Ownership.....	100.0	MetLife, Inc.....	..N.....	0.....
0241	MetLife.....	00000..		0	0		Sandpiper Cove Associates II, LLC.....	DE.....	NIA.....	Metropolitan Life Insurance Company.....	Ownership.....	100.0	MetLife, Inc.....	..N.....	0.....
0241	MetLife.....	00000..		0	0		ML Mililani Member, LLC.....	DE.....	NIA.....	Metropolitan Life Insurance Company.....	Ownership.....	95.0	MetLife, Inc.....	..N.....	0.....
0241	MetLife.....	00000..		0	0		ML Mililani Member, LLC.....	DE.....	NIA.....	General American Life Insurance Company.....	Ownership.....	5.0	MetLife, Inc.....	..N.....	0.....
0241	MetLife.....	00000..	47-5228317..	0	0		MCPP Owners, LLC.....	DE.....	NIA.....	Metropolitan Life Insurance Company.....	Ownership.....	84.5	MetLife, Inc.....	..N.....	0.....
0241	MetLife.....	00000..	47-5228317..	0	0		MCPP Owners, LLC.....	DE.....	NIA.....	General American Life Insurance Company.....	Ownership.....	0.6	MetLife, Inc.....	..N.....	0.....
0241	MetLife.....	00000..	47-5228317..	0	0		MCPP Owners, LLC.....	DE.....	NIA.....	Metropolitan Tower Life Insurance Company.....	Ownership.....	1.6	MetLife, Inc.....	..N.....	0.....
0241	MetLife.....	00000..	47-5228317..	0	0		MCPP Owners, LLC.....	DE.....	NIA.....	MTL Leasing, LLC.....	Ownership.....	13.3	MetLife, Inc.....	..N.....	0.....
0241	MetLife.....	00000..	20-3700390..	0	0		Viridian Miracle Mile, LLC.....	DE.....	NIA.....	Metropolitan Life Insurance Company.....	Ownership.....	100.0	MetLife, Inc.....	..N.....	0.....
0241	MetLife.....	00000..	98-1107266..	0	0		MetLife Canada Solar ULC.....	CAN.....	NIA.....	MetLife Capital, Limited Partnership.....	Ownership.....	100.0	MetLife, Inc.....	..N.....	0.....
0241	MetLife.....	00000..		4275534	0		MetLife Investments Asia Limited (Hong Kong).	HKG.....	NIA.....	MetLife Investment Management Holdings (Ireland) Limited	Ownership.....	100.0	MetLife, Inc.....	..N.....	0.....

SCHEDULE Y

PART 1A - DETAIL OF INSURANCE HOLDING COMPANY SYSTEM

1	2	3	4	5	6	7	8	9	10	11	12	13	14	15	16
Group Code	Group Name	NAIC Company Code	ID Number	Federal RSSD	CIK	Name of Securities Exchange if Publicly Traded (U.S. or International)	Names of Parent, Subsidiaries or Affiliates	Domiciliary Location	Relationship to Reporting Entity	Directly Controlled by (Name of Entity/Person)	Type of Control (Ownership Board, Management, Attorney-in-Fact, Influence, Other)	If Control is Ownership Provide Percentage	Ultimate Controlling Entity(ies)/Person(s)	Is an SCA Filing Required? (Y/N)	*
0241	MetLife.....	00000..		42544270		MetLife Investments Limited (UK).....	GBR.....	NIA.....	Metropolitan Life Insurance Company.....	Ownership.....99.0	MetLife, Inc.....	...Y.....	0.....
0241	MetLife.....	00000..		42544270		MetLife Investments Limited (UK).....	GBR.....	NIA.....	23rd Street Investments, Inc.....	Ownership.....1.0	MetLife, Inc.....	...Y.....	0.....
0241	MetLife.....	00000..		42544450		MetLife Latin America Asesorias e Inversiones Limitada (Chile)	CHL.....	NIA.....	Metropolitan Life Insurance Company.....	Ownership.....100.0	MetLife, Inc.....	...N.....	0.....
0241	MetLife.....	00000..		42544450		MetLife Latin America Asesorias e Inversiones Limitada (Chile)	CHL.....	NIA.....	23rd Street Investments, Inc.....	Ownership.....0.0	MetLife, Inc.....	...N.....	0.....
0241	MetLife.....	00000..	86-1176467..00		MEX DF Properties, LLC.....	DE.....	NIA.....	Metropolitan Life Insurance Company.....	Ownership.....100.0	MetLife, Inc.....	...N.....	0.....
0241	MetLife.....	00000..	00		MPLife, S. de. R. L. de C.V.....	MEX.....	NIA.....	MEX DF Properties, LLC.....	Ownership.....100.0	MetLife, Inc.....	...N.....	0.....
0241	MetLife.....	00000..	00		MPLife, S. de. R. L. de C.V.....	MEX.....	NIA.....	Euro CL Investments LLC.....	Ownership.....0.0	MetLife, Inc.....	...N.....	0.....
0241	MetLife.....	00000..	55-0891973..00		Corporate Real Estate Holdings, LLC.....	DE.....	NIA.....	Metropolitan Life Insurance Company.....	Ownership.....100.0	MetLife, Inc.....	...N.....	0.....
0241	MetLife.....	00000..	00		WFP 1000 Holding Company GP, LLC.....	DE.....	NIA.....	Metropolitan Life Insurance Company.....	Ownership.....100.0	MetLife, Inc.....	...N.....	0.....
0241	MetLife.....	00000..	00		MSV Irvine Property, LLC.....	DE.....	NIA.....	Metropolitan Life Insurance Company.....	Ownership.....96.0	MetLife, Inc.....	...N.....	0.....
0241	MetLife.....	00000..	00		MSV Irvine Property, LLC.....	DE.....	NIA.....	Metropolitan Tower Realty Company, Inc.....	Ownership.....4.0	MetLife, Inc.....	...N.....	0.....
0241	MetLife.....	00000..	13-3619870..00		23rd Street Investments, Inc.....	DE.....	NIA.....	Metropolitan Life Insurance Company.....	Ownership.....100.0	MetLife, Inc.....	...Y.....	0.....
0241	MetLife.....	00000..	06-1193029..00		MetLife Capital Credit L.P.....	DE.....	NIA.....	Metropolitan Life Insurance Company.....	Ownership.....99.0	MetLife, Inc.....	...N.....	0.....
0241	MetLife.....	00000..	06-1193029..00		MetLife Capital Credit L.P.....	DE.....	NIA.....	23rd Street Investments, Inc.....	Ownership.....1.0	MetLife, Inc.....	...N.....	0.....
0241	MetLife.....	00000..	91-1273824..00		MetLife Capital, Limited Partnership.....	DE.....	NIA.....	Metropolitan Life Insurance Company.....	Ownership.....99.0	MetLife, Inc.....	...N.....	0.....
0241	MetLife.....	00000..	91-1273824..00		MetLife Capital, Limited Partnership.....	DE.....	NIA.....	23rd Street Investments, Inc.....	Ownership.....1.0	MetLife, Inc.....	...N.....	0.....
0241	MetLife.....	00000..	00		Long Island Solar Farm, LLC.....	DE.....	NIA.....	Brighthouse Renewables Holding, LLC.....	Ownership.....9.6	MetLife, Inc.....	...N.....	0.....
0241	MetLife.....	00000..	00		Long Island Solar Farm, LLC.....	DE.....	NIA.....	MetLife Capital, Limited Partnership.....	Ownership.....90.4	MetLife, Inc.....	...N.....	0.....
0241	MetLife.....	00000..	43-1822723..	42755070		Missouri Reinsurance, Inc.....	CYM.....	IA.....	Metropolitan Life Insurance Company.....	Ownership.....100.0	MetLife, Inc.....	...Y.....	0.....
0241	MetLife.....	00000..	13-3237278..00		MetLife Holdings, Inc.....	DE.....	NIA.....	Metropolitan Life Insurance Company.....	Ownership.....100.0	MetLife, Inc.....	...Y.....	0.....
0241	MetLife.....	00000..	13-3237275..00		MetLife Credit Corp.....	DE.....	NIA.....	MetLife Holdings, Inc. (DE).....	Ownership.....100.0	MetLife, Inc.....	...N.....	0.....
0241	MetLife.....	00000..	13-3237277..00		MetLife Funding, Inc.....	DE.....	NIA.....	MetLife Holdings, Inc. (DE).....	Ownership.....100.0	MetLife, Inc.....	...N.....	0.....
0241	MetLife.....	00000..	00		85 Broad Street Mezzanine LLC.....	DE.....	NIA.....	Metropolitan Life Insurance Company.....	Ownership.....100.0	MetLife, Inc.....	...N.....	0.....
0241	MetLife.....	00000..	46-5563450..00		Buford Logistics Center, LLC.....	DE.....	NIA.....	Metropolitan Life Insurance Company.....	Ownership.....100.0	MetLife, Inc.....	...N.....	0.....
0241	MetLife.....	00000..	00		MetLife Park Tower Member, LLC.....	DE.....	NIA.....	Metropolitan Life Insurance Company.....	Ownership.....100.0	MetLife, Inc.....	...N.....	0.....
0241	MetLife.....	00000..	47-5505232..00		Park Tower REIT, Inc.....	DE.....	NIA.....	MetLife Park Tower Member, LLC.....	Ownership.....100.0	MetLife, Inc.....	...N.....	0.....
0241	MetLife.....	00000..	00		Park Tower JV Member, LLC.....	DE.....	NIA.....	Park Tower REIT, Inc.....	Ownership.....100.0	MetLife, Inc.....	...N.....	0.....
0241	MetLife.....	00000..	82-1637862..00		MetLife Chino Member, LLC.....	DE.....	NIA.....	Metropolitan Life Insurance Company.....	Ownership.....100.0	MetLife, Inc.....	...N.....	0.....
0241	MetLife.....	00000..	13-3170235..00		Metropolitan Tower Realty Company, Inc.....	DE.....	NIA.....	Metropolitan Life Insurance Company.....	Ownership.....100.0	MetLife, Inc.....	...Y.....	0.....
0241	MetLife.....	00000..	01-0855028..00		Midtown Heights, LLC.....	DE.....	NIA.....	Metropolitan Tower Realty Company, Inc.....	Ownership.....100.0	MetLife, Inc.....	...N.....	0.....
0241	MetLife.....	00000..	43-6026902..00		White Oak Royalty Company.....	OK.....	NIA.....	Metropolitan Life Insurance Company.....	Ownership.....100.0	MetLife, Inc.....	...Y.....	0.....
0241	MetLife.....	00000..	30-0777814..00		Marketplace Residences, LLC.....	DE.....	NIA.....	Metropolitan Life Insurance Company.....	Ownership.....100.0	MetLife, Inc.....	...N.....	0.....
0241	MetLife.....	00000..	26-2853672..00		MLIC Asset Holdings LLC.....	DE.....	NIA.....	Metropolitan Life Insurance Company.....	Ownership.....100.0	MetLife, Inc.....	...N.....	0.....
0241	MetLife.....	00000..	00		MetLife Properties Ventures, LLC.....	DE.....	NIA.....	Metropolitan Life Insurance Company.....	Ownership.....100.0	MetLife, Inc.....	...N.....	0.....
0241	MetLife.....	00000..	22-2375428..00		Transmountain Land & Livestock Company.....	MT.....	NIA.....	Metropolitan Life Insurance Company.....	Ownership.....100.0	MetLife, Inc.....	...Y.....	0.....

97.1

SCHEDULE Y

PART 1A - DETAIL OF INSURANCE HOLDING COMPANY SYSTEM

1	2	3	4	5	6	7	8	9	10	11	12	13	14	15	16
Group Code	Group Name	NAIC Company Code	ID Number	Federal RSSD	CIK	Name of Securities Exchange if Publicly Traded (U.S. or International)	Names of Parent, Subsidiaries or Affiliates	Domiciliary Location	Relationship to Reporting Entity	Directly Controlled by (Name of Entity/Person)	Type of Control (Ownership Board, Management, Attorney-in-Fact, Influence, Other)	If Control is Ownership Provide Percentage	Ultimate Controlling Entity(ies)/Person(s)	Is an SCA Filing Required? (Y/N)	*
0241	MetLife.....	00000..	34-1650967..00		Hyatt Legal Plans, Inc.....	DE.....	NIA.....	Metropolitan Life Insurance Company.....	Ownership.....100.0	MetLife, Inc.....	...Y.....	0.....
0241	MetLife.....	00000..	34-1631590..00		Hyatt Legal Plans of Florida, Inc.....	FL.....	NIA.....	Hyatt Legal Plans, Inc.....	Ownership.....100.0	MetLife, Inc.....	...N.....	0.....
0241	MetLife.....	00000..	27-0226554..00		MLIC Asset Holdings II LLC.....	DE.....	NIA.....	Metropolitan Life Insurance Company.....	Ownership.....100.0	MetLife, Inc.....	...N.....	0.....
0241	MetLife.....	00000..	30-0756430..00		EI Conquistador MAH II LLC.....	DE.....	NIA.....	MLIC Asset Holdings II LLC.....	Ownership.....100.0	MetLife, Inc.....	...N.....	0.....
0241	MetLife.....	00000..	00		MetLife RC SF Member, LLC.....	DE.....	NIA.....	Metropolitan Life Insurance Company.....	Ownership.....100.0	MetLife, Inc.....	...N.....	0.....
0241	MetLife.....	00000..	20-3221642..00		MetLife Mall Ventures Limited Partnership.....	DE.....	NIA.....	Metropolitan Life Insurance Company.....	Ownership.....99.0	MetLife, Inc.....	...N.....	0.....
0241	MetLife.....	00000..	20-3221642..00		MetLife Mall Ventures Limited Partnership.....	DE.....	NIA.....	Metropolitan Tower Realty Company, Inc.....	Ownership.....1.0	MetLife, Inc.....	...N.....	0.....
0241	MetLife.....	00000..	20-8349277..00		Sandpiper Cove Associates, LLC.....	DE.....	NIA.....	Metropolitan Life Insurance Company.....	Ownership.....90.6	MetLife, Inc.....	...N.....	0.....
0241	MetLife.....	00000..	20-8349277..00		Sandpiper Cove Associates, LLC.....	DE.....	NIA.....	Metropolitan Tower Realty Company, Inc.....	Ownership.....9.4	MetLife, Inc.....	...N.....	0.....
0241	MetLife.....	00000..	13-4047186..00		MetLife Tower Resources Group, Inc.....	DE.....	NIA.....	Metropolitan Life Insurance Company.....	Ownership.....100.0	MetLife, Inc.....	...Y.....	0.....
0241	MetLife.....	00000..	00		Housing Fund Manager, LLC.....	DE.....	NIA.....	Metropolitan Life Insurance Company.....	Ownership.....100.0	MetLife, Inc.....	...N.....	0.....
0241	MetLife.....	00000..	26-0405155..00		MTC Fund I, LLC.....	DE.....	NIA.....	Housing Fund Manager, LLC.....	Management.....0.0	MetLife, Inc.....	...N.....	0.....
0241	MetLife.....	00000..	00		MTC Fund II, LLC.....	DE.....	NIA.....	Housing Fund Manager, LLC.....	Management.....0.0	MetLife, Inc.....	...N.....	0.....
0241	MetLife.....	00000..	14-2013939..00		MTC Fund III, LLC.....	DE.....	NIA.....	Housing Fund Manager, LLC.....	Management.....0.0	MetLife, Inc.....	...N.....	0.....
0241	MetLife.....	00000..	13-4078322..00		334 Madison Euro Investments, Inc.....	DE.....	NIA.....	Metropolitan Life Insurance Company.....	Ownership.....100.0	MetLife, Inc.....	...Y.....	0.....
0241	MetLife.....	00000..	00		St. James Fleet Investments Two Limited.....	CYM.....	NIA.....	Metropolitan Life Insurance Company.....	Ownership.....100.0	MetLife, Inc.....	...Y.....	0.....
0241	MetLife.....	00000..	00		Park Twenty Three Investments Company (UK)	GBR.....	NIA.....	St. James Fleet Investments Two Limited.....	Ownership.....100.0	MetLife, Inc.....	...N.....	0.....
0241	MetLife.....	00000..	00		Convent Station Euro Investments Four Company (UK)	GBR.....	NIA.....	Park Twenty Three Investments Company.....	Ownership.....100.0	MetLife, Inc.....	...N.....	0.....
0241	MetLife.....	00000..	00		OMI MLIC Investments Limited.....	CYM.....	NIA.....	Convent Station Euro Investments Four Company	Ownership.....100.0	MetLife, Inc.....	...N.....	0.....
0241	MetLife.....	00000..	46-3608641..00		ML Swan Mezz, LLC.....	DE.....	NIA.....	Metropolitan Life Insurance Company.....	Ownership.....100.0	MetLife, Inc.....	...N.....	0.....
0241	MetLife.....	00000..	46-3589015..00		ML Swan GP, LLC.....	DE.....	NIA.....	ML Swan Mezz, LLC.....	Ownership.....100.0	MetLife, Inc.....	...N.....	0.....
0241	MetLife.....	00000..	46-3616798..00		ML Dolphin Mezz, LLC.....	DE.....	NIA.....	Metropolitan Life Insurance Company.....	Ownership.....100.0	MetLife, Inc.....	...N.....	0.....
0241	MetLife.....	00000..	00		ML Sentinel Square Member, LLC.....	DE.....	NIA.....	Metropolitan Life Insurance Company.....	Ownership.....100.0	MetLife, Inc.....	...N.....	0.....
0241	MetLife.....	00000..	00		MetLife Securitization Depositor LLC.....	DE.....	NIA.....	Metropolitan Life Insurance Company.....	Ownership.....100.0	MetLife, Inc.....	...N.....	0.....
0241	MetLife.....	00000..	46-3593573..00		ML Dolphin GP, LLC.....	DE.....	NIA.....	ML Dolphin Mezz, LLC.....	Ownership.....100.0	MetLife, Inc.....	...N.....	0.....
0241	MetLife.....	00000..	00		Haskell East Village, LLC.....	DE.....	NIA.....	Metropolitan Life Insurance Company.....	Ownership.....100.0	MetLife, Inc.....	...N.....	0.....
0241	MetLife.....	00000..	46-3426206..00		MetLife Cabo Hilton Member, LLC.....	DE.....	NIA.....	Metropolitan Life Insurance Company.....	Ownership.....83.1	MetLife, Inc.....	...N.....	0.....
0241	MetLife.....	00000..	46-3426206..00		MetLife Cabo Hilton Member, LLC.....	DE.....	NIA.....	General American Life Insurance Company....	Ownership.....16.9	MetLife, Inc.....	...N.....	0.....
0241	MetLife.....	00000..	46-0803970..00		MetLife CC Member, LLC.....	DE.....	NIA.....	Metropolitan Life Insurance Company.....	Ownership.....95.1	MetLife, Inc.....	...N.....	0.....
0241	MetLife.....	00000..	46-0803970..00		MetLife CC Member, LLC.....	DE.....	NIA.....	General American Life Insurance Company....	Ownership.....4.9	MetLife, Inc.....	...N.....	0.....
0241	MetLife.....	00000..	13-5581829..00		MetLife SP Holdings, LLC.....	DE.....	NIA.....	Metropolitan Life Insurance Company.....	Ownership.....100.0	MetLife, Inc.....	...N.....	0.....
0241	MetLife.....	00000..	80-0821598..00		Oconee Hotel Company, LLC.....	DE.....	NIA.....	Metropolitan Life Insurance Company.....	Ownership.....100.0	MetLife, Inc.....	...N.....	0.....
0241	MetLife.....	00000..	80-0823015..00		Oconee Land Company, LLC.....	DE.....	NIA.....	Metropolitan Life Insurance Company.....	Ownership.....100.0	MetLife, Inc.....	...N.....	0.....

97.2

SCHEDULE Y

PART 1A - DETAIL OF INSURANCE HOLDING COMPANY SYSTEM

1	2	3	4	5	6	7	8	9	10	11	12	13	14	15	16	
Group Code	Group Name	NAIC Company Code	ID Number	Federal RSSD	CIK	Name of Securities Exchange if Publicly Traded (U.S. or International)	Names of Parent, Subsidiaries or Affiliates	Domiciliary Location	Relationship to Reporting Entity	Directly Controlled by (Name of Entity/Person)	Type of Control (Ownership Board, Management, Attorney-in-Fact, Influence, Other)	If Control is Ownership Provide Percentage	Ultimate Controlling Entity(ies)/Person(s)	Is an SCA Filing Required? (Y/N)	*	
0241	MetLife.....	00000..	80-0823413..				Oconee Land Development Company, LLC.....	DE.....	NIA.....	Oconee Land Company, LLC.....	Ownership.....	100.0	MetLife, Inc.....N.....	0.....	
0241	MetLife.....	00000..	90-0853553..				Oconee Golf Company, LLC.....	DE.....	NIA.....	Oconee Land Company, LLC.....	Ownership.....	100.0	MetLife, Inc.....N.....	0.....	
0241	MetLife.....	00000..	37-1694299..				Oconee Marina Company, LLC.....	DE.....	NIA.....	Oconee Land Company, LLC.....	Ownership.....	100.0	MetLife, Inc.....N.....	0.....	
0241	MetLife.....	00000..					1201 TAB Manager, LLC.....	DE.....	NIA.....	Metropolitan Life Insurance Company.....	Ownership.....	100.0	MetLife, Inc.....N.....	0.....	
0241	MetLife.....	00000..					MetLife 1201 TAB Member, LLC.....	DE.....	NIA.....	Metropolitan Life Insurance Company.....	Ownership.....	96.9	MetLife, Inc.....N.....	0.....	
0241	MetLife.....	00000..					MetLife 1201 TAB Member, LLC.....	DE.....	NIA.....	Metropolitan Property and Casualty Insurance Company.....	Ownership.....	3.1	MetLife, Inc.....N.....	0.....	
0241	MetLife.....	00000..					MetLife LHH Member, LLC.....	DE.....	NIA.....	Metropolitan Life Insurance Company.....	Ownership.....	99.0	MetLife, Inc.....N.....	0.....	
0241	MetLife.....	00000..					MetLife LHH Member, LLC.....	DE.....	NIA.....	General American Life Insurance Company	Ownership.....	1.0	MetLife, Inc.....N.....	0.....	
0241	MetLife.....	00000..			0	0	1925 WJC Owner, LLC (DE)	DE.....	NIA.....	Metropolitan Life Insurance Company.....	Ownership.....	100.0	MetLife, Inc.....N.....	0.....	
0241	MetLife.....	00000..	26-1762232..				Boulevard Residential, LLC.....	DE.....	NIA.....	Metropolitan Life Insurance Company.....	Ownership.....	100.0	MetLife, Inc.....N.....	0.....	
0241	MetLife.....	00000..			0	0	MetLife Ontario Street Member, LLC (DE)	DE.....	NIA.....	Metropolitan Life Insurance Company.....	Ownership.....	100.0	MetLife, Inc.....N.....	0.....	
0241	MetLife.....	00000..	46-4158087..				MetLife 555 12th Member, LLC.....	DE.....	NIA.....	Metropolitan Life Insurance Company.....	Ownership.....	94.6	MetLife, Inc.....N.....	0.....	
0241	MetLife.....	00000..	46-4158087..				MetLife 555 12th Member, LLC.....	DE.....	NIA.....	General American Life Insurance Company.....	Ownership.....	5.4	MetLife, Inc.....N.....	0.....	
0241	MetLife.....	00000..			0	0	150 North Riverside PE Member, LLC.....	DE.....	NIA.....	Metropolitan Life Insurance Company.....	Ownership.....	81.5	MetLife, Inc.....N.....	0.....	
0241	MetLife.....	00000..			0	0	150 North Riverside PE Member, LLC.....	DE.....	NIA.....	General American Life Insurance Company	Ownership.....	13.3	MetLife, Inc.....N.....	0.....	
0241	MetLife.....	00000..			0	0	150 North Riverside PE Member, LLC.....	DE.....	NIA.....	Metropolitan Tower Life Insurance Company... ..	Ownership.....	5.2	MetLife, Inc.....N.....	0.....	
0241	MetLife.....	00000..	47-2085444..				ML-AI MetLife Member 2, LLC.....	DE.....	NIA.....	Metropolitan Life Insurance Company.....	Ownership.....	99.0	MetLife, Inc.....N.....	0.....	
0241	MetLife.....	00000..	47-2085444..				ML-AI MetLife Member 2, LLC.....	DE.....	NIA.....	General American Life Insurance Company.....	Ownership.....	1.0	MetLife, Inc.....N.....	0.....	
0241	MetLife.....	00000..			0	0	ML-AI MetLife Member 3, LLC.....	DE.....	NIA.....	Metropolitan Life Insurance Company.....	Ownership.....	100.0	MetLife, Inc.....N.....	0.....	
0241	MetLife.....	00000..					MetLife ConSquare Member, LLC (DE).....	DE.....	NIA.....	Metropolitan Life Insurance Company.....	Ownership.....	100.0	MetLife, Inc.....N.....	0.....	
0241	MetLife.....	00000..	13-5581829..			0	0	MetLife Member Solaire, LLC.....	DE.....	NIA.....	Metropolitan Life Insurance Company.....	Ownership.....	100.0	MetLife, Inc.....N.....	0.....
0241	MetLife.....	00000..	81-0770888..				MetLife Treat Towers Member, LLC.....	DE.....	NIA.....	Metropolitan Life Insurance Company.....	Ownership.....	100.0	MetLife, Inc.....N.....	0.....	
0241	MetLife.....	00000..	46-4133357..				ML Bridgeside Apartments, LLC.....	DE.....	NIA.....	Metropolitan Life Insurance Company.....	Ownership.....	100.0	MetLife, Inc.....N.....	0.....	
0241	MetLife.....	00000..					MetLife Camino Ramon Member, LLC.....	DE.....	NIA.....	General American Life Insurance Company.....	Ownership.....	1.0	MetLife, Inc.....N.....	0.....	
0241	MetLife.....	00000..					MetLife Camino Ramon Member, LLC.....	DE.....	NIA.....	Metropolitan Life Insurance Company.....	Ownership.....	99.0	MetLife, Inc.....N.....	0.....	
0241	MetLife.....	00000..	46-4255167..				ML Terraces, LLC	DE.....	NIA.....	Metropolitan Life Insurance Company.....	Ownership.....	100.0	MetLife, Inc.....N.....	0.....	
0241	MetLife.....	00000..					MetLife CB W/A, LLC.....	DE.....	NIA.....	Metropolitan Life Insurance Company.....	Ownership.....	100.0	MetLife, Inc.....N.....	0.....	
0241	MetLife.....	00000..	47-1970965..				ML New River Village III, LLC	DE.....	NIA.....	Metropolitan Life Insurance Company.....	Ownership.....	100.0	MetLife, Inc.....N.....	0.....	
0241	MetLife.....	00000..					MetLife 1007 Stewart, LLC	DE.....	NIA.....	Metropolitan Life Insurance Company.....	Ownership.....	100.0	MetLife, Inc.....N.....	0.....	
0241	MetLife.....	00000..					Chestnut Flats Wind, LLC	DE.....	NIA.....	Metropolitan Life Insurance Company.....	Ownership.....	100.0	MetLife, Inc.....N.....	0.....	
0241	MetLife.....	00000..					MetLife 425 MKT Member, LLC	DE.....	NIA.....	Metropolitan Life Insurance Company.....	Ownership.....	100.0	MetLife, Inc.....N.....	0.....	
0241	MetLife.....	00000..	46-4229772..				MetLife THR Investor, LLC	DE.....	NIA.....	Metropolitan Life Insurance Company.....	Ownership.....	100.0	MetLife, Inc.....N.....	0.....	
0241	MetLife.....	00000..					MetLife OFC Member, LLC.....	DE.....	NIA.....	Metropolitan Life Insurance Company.....	Ownership.....	100.0	MetLife, Inc.....N.....	0.....	
0241	MetLife.....	00000..	47-1256270..				MetLife OBS Member, LLC	DE.....	NIA.....	Metropolitan Life Insurance Company.....	Ownership.....	100.0	MetLife, Inc.....N.....	0.....	
0241	MetLife.....	00000..					MetLife FM Hotel Member, LLC.....	DE.....	NIA.....	Metropolitan Life Insurance Company.....	Ownership.....	100.0	MetLife, Inc.....N.....	0.....	

97.3

SCHEDULE Y

PART 1A - DETAIL OF INSURANCE HOLDING COMPANY SYSTEM

1	2	3	4	5	6	7	8	9	10	11	12	13	14	15	16
Group Code	Group Name	NAIC Company Code	ID Number	Federal RSSD	CIK	Name of Securities Exchange if Publicly Traded (U.S. or International)	Names of Parent, Subsidiaries or Affiliates	Domiciliary Location	Relationship to Reporting Entity	Directly Controlled by (Name of Entity/Person)	Type of Control (Ownership Board, Management, Attorney-in-Fact, Influence, Other)	If Control is Ownership Provide Percentage	Ultimate Controlling Entity(ies)/Person(s)	Is an SCA Filing Required? (Y/N)	*
0241	MetLife.....	00000..					LHCW Holdings (U.S.) LLC.....	DE.....	NIA.....	MetLife FM Hotel Member, LLC.....	Ownership.....	100.0	MetLife, Inc.....N.....	0.....
0241	MetLife.....	00000..					LHC Holdings (U.S.) LLC.....	DE.....	NIA.....	LHCW Holdings (U.S.) LLC.....	Ownership.....	100.0	MetLife, Inc.....N.....	0.....
0241	MetLife.....	00000..					LHCW Hotel Holding (U.S.) LLC.....	DE.....	NIA.....	LHC Holdings (U.S.) LLC.....	Ownership.....	100.0	MetLife, Inc.....N.....	0.....
0241	MetLife.....	00000..					LHCW Hotel Holding (2002) LLC.....	DE.....	NIA.....	LHCW Hotel Holding (U.S.) LLC.....	Ownership.....	100.0	MetLife, Inc.....N.....	0.....
0241	MetLife.....	00000..					LHCW Hotel Operating Company (2002) LLC..	DE.....	NIA.....	LHCW Hotel Holding (U.S.) LLC.....	Ownership.....	100.0	MetLife, Inc.....N.....	0.....
0241	MetLife.....	00000..	46-4584166..				ML Southmore, LLC	DE.....	NIA.....	Metropolitan Life Insurance Company.....	Ownership.....	99.0	MetLife, Inc.....N.....	0.....
0241	MetLife.....	00000..	46-4584166..				ML Southmore, LLC	DE.....	NIA.....	General American Life Insurance Company ...	Ownership.....	1.0	MetLife, Inc.....N.....	0.....
0241	MetLife.....	00000..					MetLife HCMJV 1 GP, LLC.....	DE.....	NIA.....	Metropolitan Life Insurance Company.....	Ownership.....	100.0	MetLife, Inc.....N.....	0.....
0241	MetLife.....	00000..					ML-AI MetLife Member 1, LLC.....	DE.....	NIA.....	Metropolitan Life Insurance Company.....	Ownership.....	95.2	MetLife, Inc.....N.....	0.....
0241	MetLife.....	00000..					ML-AI MetLife Member 1, LLC.....	DE.....	NIA.....	Metropolitan Property and Casualty Insurance Company	Ownership.....	4.8	MetLife, Inc.....N.....	0.....
0241	MetLife.....	00000..	13-3759652..	3166279	0		MetLife International Holdings, LLC.....	DE.....	NIA.....	MetLife Global Holding Company II GmbH (Swiss)	Ownership.....	100.0	MetLife, Inc.....N.....	0.....
0241	MetLife.....	00000..	13-3953333..	3166372	0		Natiloportem Holdings, LLC.....	DE.....	NIA.....	MetLife International Holdings, LLC.....	Ownership.....	100.0	MetLife, Inc.....N.....	0.....
0241	MetLife.....	00000..		3166402	0		Excelencia Operativa y Tecnologica, S.A. de C.V. (Mexico)	MEX.....	NIA.....	Natiloportem Holdings, LLC.....	Ownership.....	99.0	MetLife, Inc.....N.....	0.....
0241	MetLife.....	00000..		3166402	0		Excelencia Operativa y Tecnologica, S.A. de C.V. (Mexico)	MEX.....	NIA.....	MetLife Mexico Servicios, S.A. de C.V.....	Ownership.....	1.0	MetLife, Inc.....N.....	0.....
0241	MetLife.....	00000..		3373705	0		MLA Comercial, S.A. de C.V. (Mexico).....	MEX.....	NIA.....	Excelencia Operativa y Tecnologica, S.A. de C.V.	Ownership.....	99.0	MetLife, Inc.....N.....	0.....
0241	MetLife.....	00000..		3373705	0		MLA Comercial, S.A. de C.V. (Mexico).....	MEX.....	NIA.....	MetLife Mexico Servicios, S.A. de C.V.....	Ownership.....	1.0	MetLife, Inc.....N.....	0.....
0241	MetLife.....	00000..		3373714	0		MLA Servicios S.A. de C.V. (Mexico).....	MEX.....	NIA.....	Excelencia Operativa y Tecnologica, S.A. de C.V.	Ownership.....	99.0	MetLife, Inc.....N.....	0.....
0241	MetLife.....	00000..		3373714	0		MLA Servicios S.A. de C.V. (Mexico).....	MEX.....	NIA.....	MetLife Mexico Servicios, S.A. de C.V.....	Ownership.....	1.0	MetLife, Inc.....N.....	0.....
0241	MetLife.....	00000..		4240907	0		MM Global Operations Support Center, S.A. de C.V.	MEX.....	NIA.....	MetLife Global Holding Company II GmbH (Swiss)	Ownership.....	100.0	MetLife, Inc.....N.....	0.....
0241	MetLife.....	00000..		4240907	0		MM Global Operations Support Center, S.A. de C.V.	MEX.....	NIA.....	MetLife Global Holding Company I GmbH (Swiss)	Ownership.....	0.0	MetLife, Inc.....N.....	0.....
0241	MetLife.....	00000..		4254995	0		Fundacion MetLife Mexico, A.C.....	MEX.....	NIA.....	MM Global Operations Support Center, S.A. de C.V., S.A. de C.V.	Ownership.....	100.0	MetLife, Inc.....N.....	0.....
0241	MetLife.....	00000..		3166318	0		Metropolitan Life Seguros e Previdencia Privada S.A. (Brazil)	BRA.....	IA.....	MetLife International Holdings, LLC.....	Ownership.....	66.7	MetLife, Inc.....N.....	0.....
0241	MetLife.....	00000..		3166318	0		Metropolitan Life Seguros e Previdencia Privada S.A. (Brazil)	BRA.....	IA.....	MetLife Worldwide Holdings, LLC.....	Ownership.....	33.3	MetLife, Inc.....N.....	0.....
0241	MetLife.....	00000..		3166318	0		Metropolitan Life Seguros e Previdencia Privada S.A. (Brazil)	BRA.....	IA.....	Natiloportem Holdings, LLC.....	Ownership.....	0.0	MetLife, Inc.....N.....	0.....
0241	MetLife.....	00000..		4191616	0		MetLife Ireland Holdings One Limited.....	IRL.....	NIA.....	MetLife International Holdings, LLC.....	Ownership.....	100.0	MetLife, Inc.....N.....	0.....

97.4

SCHEDULE Y

PART 1A - DETAIL OF INSURANCE HOLDING COMPANY SYSTEM

1	2	3	4	5	6	7	8	9	10	11	12	13	14	15	16
Group Code	Group Name	NAIC Company Code	ID Number	Federal RSSD	CIK	Name of Securities Exchange if Publicly Traded (U.S. or International)	Names of Parent, Subsidiaries or Affiliates	Domiciliary Location	Relationship to Reporting Entity	Directly Controlled by (Name of Entity/Person)	Type of Control (Ownership Board, Management, Attorney-in-Fact, Influence, Other)	If Control is Ownership Provide Percentage	Ultimate Controlling Entity(ies)/Person(s)	Is an SCA Filing Required? (Y/N)	*
0241	MetLife.....	00000..		4189846	0		MetLife Global Holdings Corporation S.A. de C.V. (Mexico)	MEX.....	NIA.....	MetLife Ireland Holdings One Limited.....	Ownership.....	98.9	MetLife, Inc.....	N.....	0.....
0241	MetLife.....	00000..		4189846	0		MetLife Global Holdings Corporation S.A. de C.V. (Mexico)	MEX.....	NIA.....	MetLife International Limited, LLC.....	Ownership.....	1.1	MetLife, Inc.....	N.....	0.....
0241	MetLife.....	00000..	13-3047691..	0	0		Metropolitan Global Management, LLC.....	IRL.....	NIA.....	MetLife Global Holdings Corporation S.A. de C.V.	Ownership.....	99.7	MetLife, Inc.....	N.....	0.....
0241	MetLife.....	00000..	13-3047691..	0	0		Metropolitan Global Management, LLC.....	IRL.....	NIA.....	MetLife International Holdings, LLC.....	Ownership.....	0.3	MetLife, Inc.....	N.....	0.....
0241	MetLife.....	00000..	AA-2730030.	3165740	0		MetLife Mexico Holding S. de R.L. de C.V.....	MEX.....	IA.....	Metropolitan Global Management, LLC.....	Ownership.....	100.0	MetLife, Inc.....	N.....	0.....
0241	MetLife.....	00000..	AA-2730030.	3165740	0		MetLife Mexico Holding S. de R.L. de C.V.....	MEX.....	IA.....	Excelencia Operativa y Tecnologica, S.A. de C.V.	Ownership.....	0.0	MetLife, Inc.....	N.....	0.....
0241	MetLife.....	00000..	AA-2730030.	3165740	0		MetLife Mexico S.A.....	MEX.....	IA.....	MetLife Mexico Holdings, S. de R.L. de C.V.....	Ownership.....	99.1	MetLife, Inc.....	N.....	0.....
0241	MetLife.....	00000..	AA-2730030.	3165740	0		MetLife Mexico S.A.....	MEX.....	IA.....	MetLife International Holdings, LLC.....	Ownership.....	1.0	MetLife, Inc.....	N.....	0.....
0241	MetLife.....	00000..		4255291	0		MetLife Afore, S.A. de C.V. (Mexico).....	MEX.....	IA.....	MetLife Mexico S.A.....	Ownership.....	100.0	MetLife, Inc.....	N.....	0.....
0241	MetLife.....	00000..		4255291	0		MetLife Afore, S.A. de C.V. (Mexico).....	MEX.....	IA.....	MetLife Pensiones S.A.....	Ownership.....	0.0	MetLife, Inc.....	N.....	0.....
0241	MetLife.....	00000..		4241061	0		ML Capacitacion Comercial S.A. de C.V. (Mexico)	MEX.....	NIA.....	MetLife Mexico S.A.....	Ownership.....	99.0	MetLife, Inc.....	N.....	0.....
0241	MetLife.....	00000..		4241061	0		ML Capacitacion Comercial S.A. de C.V. (Mexico)	MEX.....	NIA.....	MetLife Mexico Servicios, S.A. de C.V.....	Ownership.....	1.0	MetLife, Inc.....	N.....	0.....
0241	MetLife.....	00000..		4255303	0		MetA SIEFORE Adicional, S.A. de C.V. (Mexico)	MEX.....	NIA.....	MetLife Afore, S.A. de C.V.....	Ownership.....	100.0	MetLife, Inc.....	N.....	0.....
0241	MetLife.....	00000..		4255303	0		MetA SIEFORE Adicional, S.A. de C.V. (Mexico)	MEX.....	NIA.....	MetLife Mexico S.A.....	Ownership.....	0.0	MetLife, Inc.....	N.....	0.....
0241	MetLife.....	00000..		4255415	0		Met1 SIEFORE, S.A. de C.V. (Mexico).....	MEX.....	NIA.....	MetLife Afore, S.A. de C.V.....	Ownership.....	100.0	MetLife, Inc.....	N.....	0.....
0241	MetLife.....	00000..		4255415	0		Met1 SIEFORE, S.A. de C.V. (Mexico).....	MEX.....	NIA.....	MetLife Mexico S.A.....	Ownership.....	0.0	MetLife, Inc.....	N.....	0.....
0241	MetLife.....	00000..		4255844	0		Met2 SIEFORE, S.A. de C.V. (Mexico).....	MEX.....	NIA.....	MetLife Afore, S.A. de C.V.....	Ownership.....	100.0	MetLife, Inc.....	N.....	0.....
0241	MetLife.....	00000..		4255844	0		Met2 SIEFORE, S.A. de C.V. (Mexico).....	MEX.....	NIA.....	MetLife Mexico S.A.....	Ownership.....	0.0	MetLife, Inc.....	N.....	0.....
0241	MetLife.....	00000..		4255394	0		Met3 SIEFORE Basica, S.A. de C.V. (Mexico).....	MEX.....	NIA.....	MetLife Afore, S.A. de C.V.....	Ownership.....	100.0	MetLife, Inc.....	N.....	0.....
0241	MetLife.....	00000..		4255394	0		Met3 SIEFORE Basica, S.A. de C.V. (Mexico).....	MEX.....	NIA.....	MetLife Mexico S.A.....	Ownership.....	0.0	MetLife, Inc.....	N.....	0.....
0241	MetLife.....	00000..		4255385	0		Met4 SIEFORE, S.A. de C.V. (Mexico).....	MEX.....	NIA.....	MetLife Afore, S.A. de C.V.....	Ownership.....	100.0	MetLife, Inc.....	N.....	0.....
0241	MetLife.....	00000..		4255385	0		Met4 SIEFORE, S.A. de C.V. (Mexico).....	MEX.....	NIA.....	MetLife Mexico S.A.....	Ownership.....	0.0	MetLife, Inc.....	N.....	0.....
0241	MetLife.....	00000..		4255376	0		Met0 SIEFORE Adicional, S.A. de C.V. (Mexico)	MEX.....	NIA.....	MetLife Afore, S.A. de C.V.....	Ownership.....	100.0	MetLife, Inc.....	N.....	0.....
0241	MetLife.....	00000..		4255376	0		Met0 SIEFORE Adicional, S.A. de C.V. (Mexico)	MEX.....	NIA.....	MetLife Mexico S.A.....	Ownership.....	0.0	MetLife, Inc.....	N.....	0.....
0241	MetLife.....	00000..		3165795	0		MetLife Pensiones Mexico S.A.....	MEX.....	IA.....	MetLife Mexico Holdings, S. de R.L. de C.V.....	Ownership.....	97.5	MetLife, Inc.....	N.....	0.....
0241	MetLife.....	00000..		3165795	0		MetLife Pensiones Mexico S.A.....	MEX.....	IA.....	MetLife International Holdings, LLC.....	Ownership.....	2.5	MetLife, Inc.....	N.....	0.....
0241	MetLife.....	00000..		3267390	0		MetLife Mexico Servicios S.A. de C.V.....	MEX.....	NIA.....	MetLife Mexico Holdings, S. de R.L. de C.V.....	Ownership.....	98.0	MetLife, Inc.....	N.....	0.....

97.5

SCHEDULE Y

PART 1A - DETAIL OF INSURANCE HOLDING COMPANY SYSTEM

1	2	3	4	5	6	7	8	9	10	11	12	13	14	15	16
Group Code	Group Name	NAIC Company Code	ID Number	Federal RSSD	CIK	Name of Securities Exchange if Publicly Traded (U.S. or International)	Names of Parent, Subsidiaries or Affiliates	Domiciliary Location	Relationship to Reporting Entity	Directly Controlled by (Name of Entity/Person)	Type of Control (Ownership Board, Management, Attorney-in-Fact, Influence, Other)	If Control is Ownership Provide Percentage	Ultimate Controlling Entity(ies)/Person(s)	Is an SCA Filing Required? (Y/N)	*
0241	MetLife.....	00000..32673900	MetLife Mexico Servicios S.A. de C.V.....	MEX.....	NIA.....	MetLife International Holdings, LLC.....	Ownership.....2.0	MetLife, Inc.....N.....	0.....
0241	MetLife.....	00000..	AA-5420018..	...31662880	MetLife Insurance Company of Korea, Limited..	KOR.....	IA.....	MetLife Mexico S.A.....	Ownership.....14.6	MetLife, Inc.....N.....	0.....
0241	MetLife.....	00000..	AA-5420018..	...31662880	MetLife Insurance Company of Korea, Limited..	KOR.....	IA.....	Metropolitan Global Management , LLC.....	Ownership.....85.4	MetLife, Inc.....N.....	0.....
0241	MetLife.....	00000..00	MetLife Financial Services, Co., Ltd. (South Korea)	KOR.....	NIA.....	MetLife Insurance Company of Korea, Limited	Ownership.....100.0	MetLife, Inc.....N.....	0.....
0241	MetLife.....	00000..42008800	MetLife Ireland Treasury d.a.c.....	IRL.....	NIA.....	MetLife Global Holdings Corporation S.A. de C.V.	Ownership.....100.0	MetLife, Inc.....N.....	0.....
0241	MetLife.....	00000..	AA-1930041..	...11737140	MetLife Insurance Limited (Australia).....	AUS.....	IA.....	MetLife Ireland Treasury d.a.c.....	Ownership.....91.2	MetLife, Inc.....N.....	0.....
0241	MetLife.....	00000..	AA-1930041..	...11737140	MetLife Insurance Limited (Australia).....	AUS.....	IA.....	MetLife Global Holdings Corporation S.A. de C.V.	Ownership.....8.8	MetLife, Inc.....N.....	0.....
0241	MetLife.....	00000..00	The Direct Call Center PTY Limited (Australia)..	AUS.....	NIA.....	MetLife Insurance Limited (Australia).....	Ownership.....100.0	MetLife, Inc.....N.....	0.....
0241	MetLife.....	00000..42393580	MetLife Investments PTY Limited (Australia)....	AUS.....	NIA.....	MetLife Insurance Limited (Australia).....	Ownership.....100.0	MetLife, Inc.....N.....	0.....
0241	MetLife.....	00000..42393670	MetLife Insurance and Investment Trust (Australia)	AUS.....	NIA.....	MetLife Investments PTY Limited	Ownership.....100.0	MetLife, Inc.....N.....	0.....
0241	MetLife.....	00000..11737320	MetLife General Insurance Limited (Australia)..	AUS.....	IA.....	MetLife Ireland Treasury d.a.c.....	Ownership.....100.0	MetLife, Inc.....N.....	0.....
0241	MetLife.....	00000..00	MetLife International Limited, LLC (DE).....	DE.....	NIA.....	MetLife International Holdings, LLC	Ownership.....100.0	MetLife, Inc.....N.....	0.....
0241	MetLife.....	00000..00	AmMetLife Insurance Berhad.....	MYS.....	IA.....	MetLife International Holdings, LLC	Ownership.....50.0	MetLife, Inc.....N.....	0.....
0241	MetLife.....	00000..00	MAXIS GBN S.A.S.	FRA.....	NIA.....	MetLife International Holdings, LLC	Ownership.....50.0	MetLife, Inc.....N.....	0.....
0241	MetLife.....	00000..	AA-5480033..0	AmMetLife Takaful Berhad.....	MYS.....	IA.....	MetLife International Holdings, LLC	Ownership.....50.0	MetLife, Inc.....N.....	0.....
0241	MetLife.....	00000..00	MetLife Asia Limited (Hong Kong).....	HKG.....	NIA.....	MetLife International Holdings, LLC	Ownership.....100.0	MetLife, Inc.....N.....	0.....
0241	MetLife.....	00000..31663090	Metropolitan Life Insurance Company of Hong Kong Limited	HKG.....	IA.....	MetLife International Holdings, LLC.....	Ownership.....100.0	MetLife, Inc.....N.....	0.....
0241	MetLife.....	00000..31663090	Metropolitan Life Insurance Company of Hong Kong Limited	HKG.....	IA.....	Natiloportem Holdings, LLC.....	Ownership.....0.0	MetLife, Inc.....N.....	0.....
0241	MetLife.....	00000..41959130	MetLife Planos Odontologicos Ltda. (Brazil)....	BRA.....	IA.....	MetLife International Holdings, LLC.....	Ownership.....100.0	MetLife, Inc.....N.....	0.....
0241	MetLife.....	00000..41959130	MetLife Planos Odontologicos Ltda. (Brazil)....	BRA.....	IA.....	Natiloportem Holdings, LLC.....	Ownership.....0.0	MetLife, Inc.....N.....	0.....
0241	MetLife.....	00000..	20-5894439..	...33736390	MetLife Global, Inc.....	DE.....	NIA.....	MetLife, Inc.....	Ownership.....100.0	MetLife, Inc.....N.....	0.....
0241	MetLife.....	00000..41898370	Inversiones MetLife Holdco Dos Limitada (Chile)	CHL.....	NIA.....	MetLife International Holdings, LLC.....	Ownership.....0.0	MetLife, Inc.....N.....	0.....
0241	MetLife.....	00000..41898370	Inversiones MetLife Holdco Dos Limitada (Chile)	CHL.....	NIA.....	Natiloportem Holdings, LLC.....	Ownership.....0.0	MetLife, Inc.....N.....	0.....
0241	MetLife.....	00000..41898370	Inversiones MetLife Holdco Dos Limitada (Chile)	CHL.....	NIA.....	MetLife, Inc.....	Ownership.....100.0	MetLife, Inc.....N.....	0.....
0241	MetLife.....	00000..	AA-2130012..	...16418570	MetLife Seguros S.A. (Argentina).....	ARG.....	IA.....	MetLife International Holdings, LLC.....	Ownership.....95.5	MetLife, Inc.....N.....	0.....
0241	MetLife.....	00000..	AA-2130012..	...16418570	MetLife Seguros S.A. (Argentina).....	ARG.....	IA.....	Natiloportem Holdings, LLC.....	Ownership.....2.7	MetLife, Inc.....N.....	0.....
0241	MetLife.....	00000..	AA-2130012..	...42511450	MetLife Seguros S.A. (Argentina).....	ARG.....	IA.....	International Technical and Advisory Services Limited (USA-Delaware)	Ownership.....1.8	MetLife, Inc.....N.....	0.....

97.6

SCHEDULE Y

PART 1A - DETAIL OF INSURANCE HOLDING COMPANY SYSTEM

1	2	3	4	5	6	7	8	9	10	11	12	13	14	15	16
Group Code	Group Name	NAIC Company Code	ID Number	Federal RSSD	CIK	Name of Securities Exchange if Publicly Traded (U.S. or International)	Names of Parent, Subsidiaries or Affiliates	Domiciliary Location	Relationship to Reporting Entity	Directly Controlled by (Name of Entity/Person)	Type of Control (Ownership Board, Management, Attorney-in-Fact, Influence, Other)	If Control is Ownership Provide Percentage	Ultimate Controlling Entity(ies)/Person(s)	Is an SCA Filing Required? (Y/N)	*
0241	MetLife.....	00000..	23277380	Compania Inversora MetLife S.A. (Argentina).....	ARG.....	NIA.....	MetLife International Holdings, LLC.....	Ownership.....95.5	MetLife, Inc.....N.....	0.....
0241	MetLife.....	00000..	23277380	Compania Inversora MetLife S.A. (Argentina).....	ARG.....	NIA.....	Natiloportem Holdings, LLC.....	Ownership.....4.5	MetLife, Inc.....N.....	0.....
0241	MetLife.....	00000..	42472960	MetLife Servicios S.A. (Argentina).....	ARG.....	NIA.....	Compania Inversora MetLife S.A.....	Ownership.....18.9	MetLife, Inc.....N.....	0.....
0241	MetLife.....	00000..	42472960	MetLife Servicios S.A. (Argentina).....	ARG.....	NIA.....	MetLife Seguros S.A.....	Ownership.....79.9	MetLife, Inc.....N.....	0.....
0241	MetLife.....	00000..	42472960	MetLife Servicios S.A. (Argentina).....	ARG.....	NIA.....	Natiloportem Holdings, LLC.....	Ownership.....1.0	MetLife, Inc.....N.....	0.....
0241	MetLife.....	00000..	42472960	MetLife Servicios S.A. (Argentina).....	ARG.....	NIA.....	MetLife Seguros de Retiro S.A.....	Ownership.....0.3	MetLife, Inc.....N.....	0.....
0241	MetLife.....	00000..	06-1597037..	29857270	MetLife Worldwide Holdings, LLC.....	DE.....	NIA.....	MetLife International Holdings, LLC.....	Ownership.....100.0	MetLife, Inc.....N.....	0.....
0241	MetLife.....	00000..	AA-5324104..	31445580	MetLife Limited (Hong Kong).....	HKG.....	IA.....	MetLife Worldwide Holdings, LLC.....	Ownership.....100.0	MetLife, Inc.....N.....	0.....
0241	MetLife.....	00000..00	BIDV MetLife Life Insurance Limited Liability Company	VNM.....	IA.....	MetLife Limited (Hong Kong).....	Ownership.....60.0	MetLife, Inc.....N.....	0.....
0241	MetLife.....	00000..	27046100	Best Market S.A. (Argentina).....	ARG.....	NIA.....	MetLife International Holdings, LLC.....	Ownership.....95.0	MetLife, Inc.....N.....	0.....
0241	MetLife.....	00000..	27046100	Best Market S.A. (Argentina).....	ARG.....	NIA.....	Natiloportem Holdings, LLC.....	Ownership.....5.0	MetLife, Inc.....N.....	0.....
0241	MetLife.....	00000..	AA-5344102..	31664110	PNB MetLife India Insurance Company Limited.	IND.....	IA.....	MetLife International Holdings, LLC.....	Ownership.....26.0	MetLife, Inc.....N.....	0.....
0241	MetLife.....	00000..	AA-2130046..	13883030	MetLife Seguros de Retiro S.A. (Argentina).....	ARG.....	IA.....	MetLife International Holdings, LLC.....	Ownership.....96.9	MetLife, Inc.....N.....	0.....
0241	MetLife.....	00000..	AA-2130046..	13883030	MetLife Seguros de Retiro S.A. (Argentina).....	ARG.....	IA.....	Natiloportem Holdings, LLC.....	Ownership.....3.1	MetLife, Inc.....N.....	0.....
0241	MetLife.....	00000..	AA-2130046..	43217580	MetLife Seguros de Retiro S.A. (Argentina).....	ARG.....	IA.....	International Technical and Advisory Services Limited (USA-Delaware)	Ownership.....0.0	MetLife, Inc.....N.....	0.....
0241	MetLife.....	00000..	33736480	MetLife Administradora de Fundos Multipatrocinaados Ltda. (Brazil)	BRA.....	NIA.....	MetLife International Holdings, LLC.....	Ownership.....100.0	MetLife, Inc.....N.....	0.....
0241	MetLife.....	00000..	33736480	MetLife Administradora de Fundos Multipatrocinaados Ltda. (Brazil)	BRA.....	NIA.....	Natiloportem Holdings, LLC.....	Ownership.....0.0	MetLife, Inc.....N.....	0.....
0241	MetLife.....	26298..	13-2725441..	32197280	Metropolitan Property and Casualty Insurance Company	RI.....	UDP.....	MetLife, Inc.....	Ownership.....100.0	MetLife, Inc.....N.....	0.....
0241	MetLife.....	39950..	22-2342710..00	Metropolitan General Insurance Company.....	RI.....	IA.....	Metropolitan Property and Casualty Insurance Company	Ownership.....100.0	MetLife, Inc.....N.....	0.....
0241	MetLife.....	40169..	05-0393243..00	Metropolitan Casualty Insurance Company.....	RI.....	RE.....	Metropolitan Property and Casualty Insurance Company	Ownership.....100.0	MetLife, Inc.....N.....	0.....
0241	MetLife.....	25321..	23-1903575..00	Metropolitan Direct Property and Casualty Insurance Company	RI.....	IA.....	Metropolitan Property and Casualty Insurance Company	Ownership.....100.0	MetLife, Inc.....N.....	0.....
0241	MetLife.....	22926..	36-1022580..00	Economy Fire & Casualty Company.....	IL.....	IA.....	Metropolitan Property and Casualty Insurance Company	Ownership.....100.0	MetLife, Inc.....N.....	0.....
0241	MetLife.....	38067..	36-3027848..00	Economy Preferred Insurance Company.....	IL.....	IA.....	Economy Fire & Casualty Company.....	Ownership.....100.0	MetLife, Inc.....N.....	0.....
0241	MetLife.....	40649..	36-3105737..00	Economy Premier Assurance Company.....	IL.....	IA.....	Economy Fire & Casualty Company.....	Ownership.....100.0	MetLife, Inc.....N.....	0.....
0241	MetLife.....	00000..	95-3003951..00	MetLife Auto & Home Insurance Agency, Inc.....	RI.....	IA.....	Metropolitan Property and Casualty Insurance Company	Ownership.....100.0	MetLife, Inc.....Y.....	0.....
0241	MetLife.....	34339..	13-2915260..00	Metropolitan Group Property and Casualty Insurance Company	RI.....	IA.....	Metropolitan Property and Casualty Insurance Company	Ownership.....100.0	MetLife, Inc.....N.....	0.....

97.7

SCHEDULE Y

PART 1A - DETAIL OF INSURANCE HOLDING COMPANY SYSTEM

1	2	3	4	5	6	7	8	9	10	11	12	13	14	15	16
Group Code	Group Name	NAIC Company Code	ID Number	Federal RSSD	CIK	Name of Securities Exchange if Publicly Traded (U.S. or International)	Names of Parent, Subsidiaries or Affiliates	Domiciliary Location	Relationship to Reporting Entity	Directly Controlled by (Name of Entity/Person)	Type of Control (Ownership Board, Management, Attorney-in-Fact, Influence, Other)	If Control is Ownership Provide Percentage	Ultimate Controlling Entity(ies)/Person(s)	Is an SCA Filing Required? (Y/N)	*
0241	MetLife.....	00000..	05-0476998..00	Metropolitan Lloyds, Inc.....	TX.....	NIA.....	Metropolitan Property and Casualty Insurance Company	Ownership.....100.0	MetLife, Inc.....Y.....	0.....
0241	MetLife.....	13938..	75-2483187..00	Metropolitan Lloyds Insurance Company of Texas	TX.....	IA.....	Metropolitan Lloyds, Inc.....	Attorney-in-fact..0.0	MetLife, Inc.....N.....	0.....
0241	MetLife.....	87726..	06-0566090..1546103733076	Brighthouse Life Insurance Company	DE.....	IA.....	Brighthouse Holdings, LLC.....	Ownership.....100.0	MetLife, Inc.....N.....	0.....
0241	MetLife.....	00000..	13-2862391..00	Brighthouse Securities, LLC	DE.....	NIA.....	Brighthouse Holdings, LLC.....	Ownership.....100.0	MetLife, Inc.....N.....	0.....
0241	MetLife.....	91626..	04-2708937..01030011	New England Life Insurance Company.....	MA.....	IA.....	Brighthouse Holdings, LLC.....	Ownership.....100.0	MetLife, Inc.....N.....	0.....
0241	MetLife.....	00000..	04-3240897..42884401071039	Brighthouse Investment Advisers, LLC.....	MA.....	NIA.....	Brighthouse Holdings, LLC.....	Ownership.....100.0	MetLife, Inc.....N.....	0.....
0241	MetLife.....	00000..	81-3094008..00	Brighthouse Services, LLC	DE.....	NIA.....	Brighthouse Holdings, LLC.....	Ownership.....100.0	MetLife, Inc.....N.....	0.....
0241	MetLife.....	00000..	47-4161401..00	ML 1065 Hotel, LLC.....	DE.....	NIA.....	Brighthouse Life Insurance Company	Ownership.....100.0	MetLife, Inc.....N.....	0.....
0241	MetLife.....	00000..00	Brighthouse Renewables Holding, LLC.....	DE.....	NIA.....	Brighthouse Life Insurance Company	Ownership.....100.0	MetLife, Inc.....N.....	0.....
0241	MetLife.....	00000..00	Greater Sandhill I, LLC.....	DE.....	NIA.....	Brighthouse Renewables Holding, LLC.....	Ownership.....100.0	MetLife, Inc.....N.....	0.....
97.8	0241	MetLife.....	00000..	01-0893117..00	Brighthouse Connecticut Properties Ventures, LLC	DE.....	NIA.....	Brighthouse Life Insurance Company	Ownership.....100.0	MetLife, Inc.....N.....	0.....
0241	MetLife.....	00000..00	Sino-US United MetLife Insurance Co. Ltd.....	CHN.....	IA.....	Metropolitan Life Insurance Company.....	Ownership.....50.0	MetLife, Inc.....N.....	0.....
0241	MetLife.....	00000..00	Euro TI Investments LLC.....	DE.....	NIA.....	Brighthouse Life Insurance Company	Ownership.....100.0	MetLife, Inc.....N.....	0.....
0241	MetLife.....	00000..	46-3156033..0937869	Brighthouse Assignment Company.....	CT.....	NIA.....	Brighthouse Life Insurance Company	Ownership.....100.0	MetLife, Inc.....Y.....	0.....
0241	MetLife.....	00000..	26-0224429..00	Daniel/Brighthouse Midtown Atlanta Master Limited Liability Company	DE.....	NIA.....	Brighthouse Life Insurance Company	Ownership.....100.0	MetLife, Inc.....N.....	0.....
0241	MetLife.....	00000..	26-0301826..00	1075 Peachtree, LLC.....	DE.....	NIA.....	Daniel/Brighthouse Midtown Limited Liability Company	Ownership.....100.0	MetLife, Inc.....N.....	0.....
0241	MetLife.....	00000..	27-0227067..00	TLA Holdings II LLC.....	DE.....	NIA.....	Brighthouse Life Insurance Company	Ownership.....100.0	MetLife, Inc.....N.....	0.....
0241	MetLife.....	00000..00	TIC European Real Estate LP, LLC.....	DE.....	NIA.....	Brighthouse Life Insurance Company	Ownership.....100.0	MetLife, Inc.....N.....	0.....
0241	MetLife.....	00000..	74-3261395..00	TLA Holdings LLC.....	DE.....	NIA.....	Brighthouse Life Insurance Company	Ownership.....100.0	MetLife, Inc.....N.....	0.....
0241	MetLife.....	00000..	51-0099394..00	The Prospect Company.....	DE.....	NIA.....	TLA Holdings LLC.....	Ownership.....100.0	MetLife, Inc.....N.....	0.....
0241	MetLife.....	16073..	81-4750360..00	Brighthouse Reinsurance Company of Delaware (DE)	DE.....	IA.....	Brighthouse Life Insurance Company	Ownership.....100.0	MetLife, Inc.....N.....	0.....
0241	MetLife.....	00000..00	Euro TL Investments LLC.....	DE.....	NIA.....	Brighthouse Life Insurance Company	Ownership.....100.0	MetLife, Inc.....N.....	0.....
0241	MetLife.....	00000..	13-4153151..00	MetLife Canadian Property Ventures LLC.....	NY.....	NIA.....	Metropolitan Life Insurance Company.....	Ownership.....100.0	MetLife, Inc.....N.....	0.....
0241	MetLife.....	00000..00	MetLife Property Ventures Canada ULC.....	CAN.....	NIA.....	Metropolitan Life Insurance Company.....	Ownership.....100.0	MetLife, Inc.....N.....	0.....
0241	MetLife.....	97136..	13-3114906..32197730	Metropolitan Tower Life Insurance Company....	DE.....	IA.....	MetLife, Inc.....	Ownership.....100.0	MetLife, Inc.....N.....	0.....
0241	MetLife.....	00000..	38-4035918..00	MetLife Assignment Company, Inc (DE).....	DE.....	NIA.....	Metropolitan Tower Life Insurance Company..	Ownership.....100.0	MetLife, Inc.....Y.....	0.....
0241	MetLife.....	00000..00	EntreCap Real Estate II, LLC.....	DE.....	NIA.....	Metropolitan Tower Life Insurance Company..	Ownership.....100.0	MetLife, Inc.....N.....	0.....
0241	MetLife.....	00000..00	PREFCO Dix-Huit LLC.....	CT.....	NIA.....	EntreCap Real Estate II, LLC.....	Ownership.....100.0	MetLife, Inc.....N.....	0.....
0241	MetLife.....	00000..00	PREFCO X Holdings LLC.....	CT.....	NIA.....	EntreCap Real Estate II, LLC.....	Ownership.....100.0	MetLife, Inc.....N.....	0.....
0241	MetLife.....	00000..00	PREFCO Ten Limited Partnership.....	CT.....	NIA.....	EntreCap Real Estate II, LLC.....	Ownership.....99.9	MetLife, Inc.....N.....	0.....

SCHEDULE Y

PART 1A - DETAIL OF INSURANCE HOLDING COMPANY SYSTEM

1	2	3	4	5	6	7	8	9	10	11	12	13	14	15	16
Group Code	Group Name	NAIC Company Code	ID Number	Federal RSSD	CIK	Name of Securities Exchange if Publicly Traded (U.S. or International)	Names of Parent, Subsidiaries or Affiliates	Domiciliary Location	Relationship to Reporting Entity	Directly Controlled by (Name of Entity/Person)	Type of Control (Ownership Board, Management, Attorney-in-Fact, Influence, Other)	If Control is Ownership Provide Percentage	Ultimate Controlling Entity(ies)/Person(s)	Is an SCA Filing Required? (Y/N)	*
0241	MetLife.....	00000..	00		PREFCO Ten Limited Partnership.....	CT.....	NIA.....	PREFCO X Holdings LLC.....	Ownership.....0.1	MetLife, Inc.....N.....	0.....
0241	MetLife.....	00000..	00		PREFCO Vingt LLC.....	CT.....	NIA.....	EntreCap Real Estate II, LLC.....	Ownership.....100.0	MetLife, Inc.....N.....	0.....
0241	MetLife.....	00000..	00		PREFCO Twenty Limited Partnership.....	CT.....	NIA.....	EntreCap Real Estate II, LLC.....	Ownership.....99.0	MetLife, Inc.....N.....	0.....
0241	MetLife.....	00000..	00		PREFCO Twenty Limited Partnership.....	CT.....	NIA.....	PREFCO Vingt LLC.....	Ownership.....1.0	MetLife, Inc.....N.....	0.....
0241	MetLife.....	00000..	00		Plaza Drive Properties, LLC.....	DE.....	NIA.....	Metropolitan Tower Life Insurance Company...	Ownership.....100.0	MetLife, Inc.....N.....	0.....
0241	MetLife.....	00000..	00		MTL Leasing, LLC.....	DE.....	NIA.....	Metropolitan Tower Life Insurance Company...	Ownership.....100.0	MetLife, Inc.....N.....	0.....
0241	MetLife.....	00000..	00		PREFCO IX Realty LLC.....	CT.....	NIA.....	MTL Leasing, LLC.....	Ownership.....100.0	MetLife, Inc.....N.....	0.....
0241	MetLife.....	00000..	00		PREFCO XIV Holdings LLC.....	CT.....	NIA.....	MTL Leasing, LLC.....	Ownership.....100.0	MetLife, Inc.....N.....	0.....
0241	MetLife.....	00000..	00		PREFCO Fourteen Limited Partnership.....	CT.....	NIA.....	MTL Leasing, LLC.....	Ownership.....99.9	MetLife, Inc.....N.....	0.....
0241	MetLife.....	00000..	00		PREFCO Fourteen Limited Partnership.....	CT.....	NIA.....	PREFCO XIV Holdings LLC.....	Ownership.....0.1	MetLife, Inc.....N.....	0.....
0241	MetLife.....	00000..	00		1320 Venture LLC.....	DE.....	NIA.....	MTL Leasing, LLC.....	Ownership.....100.0	MetLife, Inc.....N.....	0.....
0241	MetLife.....	00000..	13-3114906..00		1320 GP LLC.....	DE.....	NIA.....	MTL Leasing, LLC.....	Ownership.....100.0	MetLife, Inc.....N.....	0.....
0241	MetLife.....	00000..	38-3846857..00		1320 Owner LP.....	DE.....	NIA.....	1320 Venture LLC.....	Ownership.....99.9	MetLife, Inc.....N.....	0.....
0241	MetLife.....	00000..	38-3846857..00		1320 Owner LP.....	DE.....	NIA.....	1320 GP LLC.....	Ownership.....0.1	MetLife, Inc.....N.....	0.....
0241	MetLife.....	00000..	30772720		MetLife Chile Inversiones Limitada.....	CHL.....	NIA.....	MetLife, Inc.....	Ownership.....72.4	MetLife, Inc.....N.....	0.....
0241	MetLife.....	00000..	30772720		MetLife Chile Inversiones Limitada.....	CHL.....	NIA.....	Inversiones MetLife Holdco Dos Limitada.....	Ownership.....2.8	MetLife, Inc.....N.....	0.....
0241	MetLife.....	00000..	30772720		MetLife Chile Inversiones Limitada.....	CHL.....	NIA.....	Natiloportem Holdings, LLC.....	Ownership.....0.0	MetLife, Inc.....N.....	0.....
0241	MetLife.....	00000..	30772720		MetLife Chile Inversiones Limitada.....	CHL.....	NIA.....	American Life Insurance Company.....	Ownership.....24.9	MetLife, Inc.....N.....	0.....
0241	MetLife.....	00000..	82-2405817..00		MetLife Investment Management Holdings, LLC	DE.....	NIA.....	MetLife, Inc.....	Ownership.....100.0	MetLife, Inc.....N.....	0.....
0241	MetLife.....	00000..	20-8262386..00		Logan Circle Partners, L.P.	PA.....	NIA.....	MetLife Investment Management Holdings, LLC	Ownership.....100.0	MetLife, Inc.....N.....	0.....
0241	MetLife.....	00000..	20-8262288..00		Logan Circle Partners GP, LLC	PA.....	NIA.....	MetLife Investment Management Holdings, LLC	Ownership.....100.0	MetLife, Inc.....N.....	0.....
0241	MetLife.....	00000..	00		MetLife Real Estate Lending Manager LLC.....	DE.....	NIA.....	MetLife Investment Management Holdings, LLC	Ownership.....100.0	MetLife, Inc.....N.....	0.....
0241	MetLife.....	00000..	00		MetLife Real Estate Lending LLC.....	DE.....	NIA.....	MetLife Investment Management Holdings, LLC	Ownership.....100.0	MetLife, Inc.....N.....	0.....
0241	MetLife.....	00000..	38-3853223..00		Logan Circle Partners I LLC	PA.....	NIA.....	Logan Circle Partners, L.P.	Ownership.....100.0	MetLife, Inc.....N.....	0.....
0241	MetLife.....	00000..	26-0333595..00		Logan Circle Partners Investment Management LLC	DE.....	NIA.....	Logan Circle Partners, L.P.	Ownership.....100.0	MetLife, Inc.....N.....	0.....
0241	MetLife.....	00000..	AA-2280000..31797740		MetLife Chile Seguros de Vida S.A.....	CHL.....	IA.....	MetLife Chile Inversiones Limitada.....	Ownership.....100.0	MetLife, Inc.....N.....	0.....
0241	MetLife.....	00000..	AA-2280000..31797740		MetLife Chile Seguros de Vida S.A.....	CHL.....	IA.....	International Technical and Advisory Services Limited (USA-Delaware)	Ownership.....0.0	MetLife, Inc.....N.....	0.....
0241	MetLife.....	00000..	00		Inversiones MetLife Holdco Tres Limitada (Chile)	CHL.....	NIA.....	MetLife Chile Inversiones Limitada.....	Ownership.....97.1	MetLife, Inc.....N.....	0.....
0241	MetLife.....	00000..	00		Inversiones MetLife Holdco Tres Limitada (Chile)	CHL.....	NIA.....	Inversiones MetLife Holdco Dos Limitada.....	Ownership.....2.9	MetLife, Inc.....N.....	0.....

97.9

SCHEDULE Y

PART 1A - DETAIL OF INSURANCE HOLDING COMPANY SYSTEM

1	2	3	4	5	6	7	8	9	10	11	12	13	14	15	16
Group Code	Group Name	NAIC Company Code	ID Number	Federal RSSD	CIK	Name of Securities Exchange if Publicly Traded (U.S. or International)	Names of Parent, Subsidiaries or Affiliates	Domiciliary Location	Relationship to Reporting Entity	Directly Controlled by (Name of Entity/Person)	Type of Control (Ownership Board, Management, Attorney-in-Fact, Influence, Other)	If Control is Ownership Provide Percentage	Ultimate Controlling Entity(ies)/Person(s)	Is an SCA Filing Required? (Y/N)	*
0241	MetLife.....	00000..	00		AFP Provida S.A. (Chile)	CHL.....	NIA.....	MetLife Chile Inversiones Limitada.....	Ownership.....10.9	MetLife, Inc.....N.....	0.....
0241	MetLife.....	00000..	00		AFP Provida S.A. (Chile)	CHL.....	NIA.....	Inversiones MetLife Holdco Tres Limitada.....	Ownership.....42.4	MetLife, Inc.....N.....	0.....
0241	MetLife.....	00000..	00		AFP Provida S.A. (Chile)	CHL.....	NIA.....	Inversiones MetLife Holdco Dos Limitada.....	Ownership.....42.4	MetLife, Inc.....N.....	0.....
0241	MetLife.....	00000..		42552820		MetLife Chile Administradora de Mutuos Hipotecarios S.A.	CHL.....	NIA.....	MetLife Chile Seguros de Vida S.A.....	Ownership.....99.9	MetLife, Inc.....N.....	0.....
0241	MetLife.....	00000..		42552820		MetLife Chile Administradora de Mutuos Hipotecarios S.A.	CHL.....	NIA.....	MetLife Chile Inversiones Limitada.....	Ownership.....0.1	MetLife, Inc.....N.....	0.....
0241	MetLife.....	00000..	00		Provida Internacional S.A. (Chile)	CHL.....	NIA.....	AFP Provida S.A.....	Ownership.....100.0	MetLife, Inc.....N.....	0.....
0241	MetLife.....	00000..	00		Provida Internacional S.A. (Chile)	CHL.....	NIA.....	MetLife Chile Inversiones Limitada.....	Ownership.....0.0	MetLife, Inc.....N.....	0.....
0241	MetLife.....	00000..	00		AFP Genesis Administradora de Fondos y Fidecomisos S.A. (Ecuador)	ECU.....	NIA.....	Provida Internacional S.A.	Ownership.....99.9	MetLife, Inc.....N.....	0.....
0241	MetLife.....	00000..	00		AFP Genesis Administradora de Fondos y Fidecomisos S.A. (Ecuador)	ECU.....	NIA.....	AFP Provida S.A.....	Ownership.....0.1	MetLife, Inc.....N.....	0.....
0241	MetLife.....	00000..	00		MetLife Chile Seguros Generales S.A. (Chile)	CHL.....	IA.....	MetLife Chile Inversiones Limitada.....	Ownership.....100.0	MetLife, Inc.....N.....	0.....
0241	MetLife.....	00000..	00		MetLife Chile Seguros Generales S.A. (Chile)	CHL.....	IA.....	Inversiones MetLife Holdco Dos Limitada.....	Ownership.....0.0	MetLife, Inc.....N.....	0.....
0241	MetLife.....	00000..	52-1528581..	3921834	727303		SafeGuard Health Enterprises, Inc.....	DE.....	NIA.....	MetLife, Inc.....	Ownership.....100.0	MetLife, Inc.....N.....	0.....
0241	MetLife.....	00000..	95747..	93-0864866..0	6324	SafeGuard Health Plans, Inc. (NV).....	NV.....	NIA.....	SafeGuard Health Enterprises, Inc.....	Ownership.....100.0	MetLife, Inc.....N.....	0.....
0241	MetLife.....	00000..	14170..	33-0733552..0	6324	MetLife Health Plans, Inc.....	NJ.....	NIA.....	SafeGuard Health Enterprises, Inc.....	Ownership.....100.0	MetLife, Inc.....N.....	0.....
0241	MetLife.....	00000..	95-2879515..0	6324		SafeGuard Health Plans, Inc. (CA).....	CA.....	NIA.....	SafeGuard Health Enterprises, Inc.....	Ownership.....100.0	MetLife, Inc.....N.....	0.....
0241	MetLife.....	00000..	79014..	33-0515751..0	6324	SafeHealth Life Insurance Company.....	CA.....	NIA.....	SafeGuard Health Enterprises, Inc.....	Ownership.....100.0	MetLife, Inc.....N.....	0.....
0241	MetLife.....	00000..	52009..	65-0073323..0	6324	SafeGuard Health Plans, Inc. (FL).....	FL.....	NIA.....	SafeGuard Health Enterprises, Inc.....	Ownership.....100.0	MetLife, Inc.....N.....	0.....
0241	MetLife.....	00000..	95051..	75-2046497..0	6324	SafeGuard Health Plans, Inc. (TX).....	TX.....	NIA.....	SafeGuard Health Enterprises, Inc.....	Ownership.....100.0	MetLife, Inc.....N.....	0.....
0241	MetLife.....	00000..	98-1099650..00		MetLife Global Benefits, Ltd.....	CYM.....	IA.....	MetLife, Inc.....	Ownership.....100.0	MetLife, Inc.....N.....	0.....
0241	MetLife.....	00000..	36-3665871..	31659000		Cova Life Management Company.....	DE.....	NIA.....	MetLife, Inc.....	Ownership.....100.0	MetLife, Inc.....N.....	0.....
0241	MetLife.....	00000..		38178250		MetLife Services and Solutions, LLC.....	DE.....	NIA.....	MetLife, Inc.....	Ownership.....100.0	MetLife, Inc.....N.....	0.....
0241	MetLife.....	00000..		38185230		MetLife Solutions Pte. Ltd.....	SGP.....	NIA.....	MetLife Services and Solutions, LLC.....	Ownership.....100.0	MetLife, Inc.....N.....	0.....
0241	MetLife.....	00000..	98-0613376..	38185500		MetLife Global Operations Support Center Private Limited	IND.....	NIA.....	MetLife Solutions Pte. Ltd.....	Ownership.....100.0	MetLife, Inc.....N.....	0.....
0241	MetLife.....	00000..	98-0613376..	38185500		MetLife Global Operations Support Center Private Limited	IND.....	NIA.....	Natiloportem Holdings, LLC.....	Ownership.....0.0	MetLife, Inc.....N.....	0.....
0241	MetLife.....	00000..		38185410		MetLife Services East Private Limited.....	IND.....	NIA.....	MetLife Solutions Pte. Ltd.....	Ownership.....100.0	MetLife, Inc.....N.....	0.....
0241	MetLife.....	00000..		38185410		MetLife Services East Private Limited.....	IND.....	NIA.....	Natiloportem Holdings, LLC.....	Ownership.....0.0	MetLife, Inc.....N.....	0.....
0241	MetLife.....	00000..	22-3805708..	33024880		Newbury Insurance Company, Limited.....	DE.....	IA.....	MetLife, Inc.....	Ownership.....100.0	MetLife, Inc.....N.....	0.....
0241	MetLife.....	00000..	60992..	13-3690700..	3302479	1167609	Brighthouse Life Insurance Company of NY.....	NY.....	IA.....	Brighthouse Life Insurance Company	Ownership.....100.0	MetLife, Inc.....N.....	0.....
0241	MetLife.....	00000..	13-3179826..	32197820		Enterprise General Insurance Agency, Inc.....	DE.....	IA.....	MetLife, Inc.....	Ownership.....100.0	MetLife, Inc.....N.....	0.....

97.10

SCHEDULE Y

PART 1A - DETAIL OF INSURANCE HOLDING COMPANY SYSTEM

1	2	3	4	5	6	7	8	9	10	11	12	13	14	15	16
Group Code	Group Name	NAIC Company Code	ID Number	Federal RSSD	CIK	Name of Securities Exchange if Publicly Traded (U.S. or International)	Names of Parent, Subsidiaries or Affiliates	Domiciliary Location	Relationship to Reporting Entity	Directly Controlled by (Name of Entity/Person)	Type of Control (Ownership Board, Management, Attorney-in-Fact, Influence, Other)	If Control is Ownership Provide Percentage	Ultimate Controlling Entity(ies)/Person(s)	Is an SCA Filing Required? (Y/N)	*
0241	MetLife.....	13626..	20-5819518..	...39218700		MetLife Reinsurance Company of Charleston...	SC.....	IA.....	MetLife, Inc.....	Ownership.....100.0	MetLife, Inc.....N.....	0.....
0241	MetLife.....	00000..	26-6122204..	...42549590		MetLife Capital Trust IV.....	DE.....	NIA.....	MetLife, Inc.....	Ownership.....100.0	MetLife, Inc.....N.....	0.....
0241	MetLife.....	00000..	27-0858844..	...42787860		MetLife Home Loans LLC.....	DE.....	NIA.....	MetLife, Inc.....	Ownership.....100.0	MetLife, Inc.....N.....	0.....
0241	MetLife.....	00000..	75-2417735..	...26022110		Federal Flood Certification LLC.....	TX.....	NIA.....	MetLife, Inc.....	Ownership.....100.0	MetLife, Inc.....N.....	0.....
0241	MetLife.....	00000..	55-0790010..	...31658070		MetLife Group, Inc.....	NY.....	NIA.....	MetLife, Inc.....	Ownership.....100.0	MetLife, Inc.....N.....	0.....
0241	MetLife.....	00000..		...35763550		MetLife Investment Advisors, LLC.....	DE.....	NIA.....	MetLife, Inc.....	Ownership.....100.0	MetLife, Inc.....N.....	0.....
0241	MetLife.....	00000..	00		MLIA SBAF Manager, LLC (DE).....	DE.....	NIA.....	MetLife Investment Advisors, LLC.....	Ownership.....100.0	MetLife, Inc.....N.....	0.....
0241	MetLife.....	00000..	20-4607161..00		MetLife European Holdings, LLC.....	DE.....	NIA.....	MetLife, Inc.....	Ownership.....100.0	MetLife, Inc.....N.....	0.....
0241	MetLife.....	00000..	00		MetLife Core Property Fund GP, LLC.....	DE.....	NIA.....	MetLife Investment Advisors, LLC.....	Ownership.....100.0	MetLife, Inc.....N.....	0.....
0241	MetLife.....	00000..	80-0946518..00		MetLife Core Property Fund, LP.....	DE.....	NIA.....	Metropolitan Life Insurance Company.....	Ownership.....20.1	MetLife, Inc.....N.....	0.....
0241	MetLife.....	00000..	80-0946518..00		MetLife Core Property Fund, LP.....	DE.....	NIA.....	Metropolitan Life Insurance Company (on behalf of Sep Acct 746)	Ownership.....3.2	MetLife, Inc.....N.....	0.....
0241	MetLife.....	00000..	80-0946518..00		MetLife Core Property Fund, LP.....	DE.....	NIA.....	MetLife Insurance Company of Korea, Limited	Ownership.....2.9	MetLife, Inc.....N.....	0.....
0241	MetLife.....	00000..	80-0946518..00		MetLife Core Property Fund, LP.....	DE.....	NIA.....	General American Life Insurance Company...	Ownership.....0.1	MetLife, Inc.....N.....	0.....
0241	MetLife.....	00000..	80-0946518..00		MetLife Core Property Fund, LP.....	DE.....	NIA.....	Brighthouse Life Insurance Company.....	Ownership.....0.1	MetLife, Inc.....N.....	0.....
0241	MetLife.....	00000..	80-0947139..00		MetLife Core Property REIT, LLC.....	DE.....	NIA.....	MetLife Core Property Fund, LP.....	Ownership.....100.0	MetLife, Inc.....N.....	0.....
0241	MetLife.....	00000..	46-3934926..00		MetLife Core Property Holdings, LLC.....	DE.....	NIA.....	MetLife Core Property REIT, LLC.....	Ownership.....100.0	MetLife, Inc.....N.....	0.....
0241	MetLife.....	00000..	00		MCP Property Management LLC (DE).....	DE.....	NIA.....	MetLife Core Property Holdings, LLC.....	Ownership.....100.0	MetLife, Inc.....N.....	0.....
0241	MetLife.....	00000..	13-4075851..00		MetLife Commercial Mortgage Income Fund GP, LLC.....	DE.....	NIA.....	MetLife Investment Advisors, LLC.....	Ownership.....100.0	MetLife, Inc.....N.....	0.....
0241	MetLife.....	00000..	47-2630137..00		MetLife Commercial Mortgage Income Fund LP.....	DE.....	NIA.....	Metropolitan Life Insurance Company.....	Ownership.....33.2	MetLife, Inc.....N.....	0.....
0241	MetLife.....	00000..	47-2630137..00		MetLife Commercial Mortgage Income Fund LP.....	DE.....	NIA.....	Brighthouse Life Insurance Company.....	Ownership.....11.1	MetLife, Inc.....N.....	0.....
0241	MetLife.....	00000..	47-2630137..00		MetLife Commercial Mortgage Income Fund LP.....	DE.....	NIA.....	MetLife Insurance Company of Korea, Limited	Ownership.....3.0	MetLife, Inc.....N.....	0.....
0241	MetLife.....	00000..	47-2630137..00		MetLife Commercial Mortgage Income Fund LP.....	DE.....	NIA.....	MetLife Limited.....	Ownership.....3.5	MetLife, Inc.....N.....	0.....
0241	MetLife.....	00000..	47-2630137..00		MetLife Commercial Mortgage Income Fund LP.....	DE.....	NIA.....	Metropolitan Life Insurance Company of Hong Kong Limited	Ownership.....0.4	MetLife, Inc.....N.....	0.....
0241	MetLife.....	00000..	47-2688528..00		MetLife Commercial Mortgage REIT, LLC.....	DE.....	NIA.....	MetLife Commercial Mortgage Income Fund, LP	Ownership.....100.0	MetLife, Inc.....N.....	0.....
0241	MetLife.....	00000..	47-2703778..00		MetLife Commercial Mortgage Originator, LLC.....	DE.....	NIA.....	MetLife Commercial Mortgage REIT, LLC.....	Ownership.....100.0	MetLife, Inc.....N.....	0.....
0241	MetLife.....	00000..	47-5495603..00		MCMIF Holdco I, LLC.....	DE.....	NIA.....	MetLife Commercial Mortgage Originator, LLC.....	Ownership.....100.0	MetLife, Inc.....N.....	0.....
0241	MetLife.....	00000..	00		MetLife International PE Fund I, LP.....	CYM.....	NIA.....	MetLife Insurance K.K. (Japan).....	Ownership.....92.6	MetLife, Inc.....N.....	0.....
0241	MetLife.....	00000..	00		MetLife International PE Fund I, LP.....	CYM.....	NIA.....	Metropolitan Life Insurance Company of Hong Kong Limited	Ownership.....0.6	MetLife, Inc.....N.....	0.....

97.11

SCHEDULE Y

PART 1A - DETAIL OF INSURANCE HOLDING COMPANY SYSTEM

1	2	3	4	5	6	7	8	9	10	11	12	13	14	15	16
Group Code	Group Name	NAIC Company Code	ID Number	Federal RSSD	CIK	Name of Securities Exchange if Publicly Traded (U.S. or International)	Names of Parent, Subsidiaries or Affiliates	Domiciliary Location	Relationship to Reporting Entity	Directly Controlled by (Name of Entity/Person)	Type of Control (Ownership Board, Management, Attorney-in-Fact, Influence, Other)	If Control is Ownership Provide Percentage	Ultimate Controlling Entity(ies)/Person(s)	Is an SCA Filing Required? (Y/N)	*
0241	MetLife.....	00000..00	MetLife International PE Fund I, LP.....	CYM.....	NIA.....	MetLife Limited (Hong Kong).....	Ownership.....2.7	MetLife, Inc.....N.....	0.....
0241	MetLife.....	00000..00	MetLife International PE Fund I, LP.....	CYM.....	NIA.....	MetLife Mexico S.A.....	Ownership.....4.1	MetLife, Inc.....N.....	0.....
0241	MetLife.....	00000..00	MetLife Alternatives GP, LLC.....	DE.....	NIA.....	MetLife Investment Advisors, LLC.....	Ownership.....100.0	MetLife, Inc.....N.....	0.....
0241	MetLife.....	00000..	98-1150291..00	MetLife International HF Partners, LP.....	CYM.....	NIA.....	MetLife Insurance K.K. (Japan).....	Ownership.....88.2	MetLife, Inc.....N.....	0.....
0241	MetLife.....	00000..	98-1150291..00	MetLife International HF Partners, LP.....	CYM.....	NIA.....	MetLife Insurance Company of Korea, Limited	Ownership.....9.5	MetLife, Inc.....N.....	0.....
0241	MetLife.....	00000..	98-1150291..00	MetLife International HF Partners, LP.....	CYM.....	NIA.....	MetLife Limited (Hong Kong)	Ownership.....2.3	MetLife, Inc.....N.....	0.....
0241	MetLife.....	00000..	98-1150291..00	MetLife International HF Partners, LP.....	CYM.....	NIA.....	MetLife Alternatives GP, LLC.....	Ownership.....0.0	MetLife, Inc.....N.....	0.....
0241	MetLife.....	00000..	98-1162663..00	MetLife International PE Fund II, LP.....	CYM.....	NIA.....	MetLife Insurance K.K. (Japan).....	Ownership.....94.5	MetLife, Inc.....N.....	0.....
0241	MetLife.....	00000..	98-1162663..00	MetLife International PE Fund II, LP.....	CYM.....	NIA.....	MetLife Limited (Hong Kong)	Ownership.....2.8	MetLife, Inc.....N.....	0.....
0241	MetLife.....	00000..	98-1162663..00	MetLife International PE Fund II, LP.....	CYM.....	NIA.....	MetLife Mexico S.A.....	Ownership.....2.1	MetLife, Inc.....N.....	0.....
0241	MetLife.....	00000..	98-1162663..00	MetLife International PE Fund II, LP.....	CYM.....	NIA.....	Metropolitan Life Insurance Company of Hong Kong Limited	Ownership.....0.6	MetLife, Inc.....N.....	0.....
0241	MetLife.....	00000..	98-1226825..00	MetLife International PE Fund III, LP.....	CYM.....	NIA.....	MetLife Insurance K.K. (Japan).....	Ownership.....88.9	MetLife, Inc.....N.....	0.....
0241	MetLife.....	00000..	98-1226825..00	MetLife International PE Fund III, LP.....	CYM.....	NIA.....	MetLife Insurance Company of Korea, Limited	Ownership.....7.9	MetLife, Inc.....N.....	0.....
0241	MetLife.....	00000..	98-1226825..00	MetLife International PE Fund III, LP.....	CYM.....	NIA.....	Metropolitan Life Insurance Company of Hong Kong Limited	Ownership.....0.6	MetLife, Inc.....N.....	0.....
0241	MetLife.....	00000..	98-1226825..00	MetLife International PE Fund III, LP.....	CYM.....	NIA.....	MetLife Limited (Hong Kong).....	Ownership.....2.6	MetLife, Inc.....N.....	0.....
0241	MetLife.....	00000..	98-1277596..00	MetLife International PE Fund IV, LP.....	CYM.....	NIA.....	MetLife Insurance K.K. (Japan).....	Ownership.....94.7	MetLife, Inc.....N.....	0.....
0241	MetLife.....	00000..	98-1277596..00	MetLife International PE Fund IV, LP.....	CYM.....	NIA.....	MetLife Insurance Company of Korea, Limited	Ownership.....3.8	MetLife, Inc.....N.....	0.....
0241	MetLife.....	00000..	98-1277596..00	MetLife International PE Fund IV, LP.....	CYM.....	NIA.....	MetLife Limited (Hong Kong).....	Ownership.....1.5	MetLife, Inc.....N.....	0.....
0241	MetLife.....	00000..00	MetLife International PE Fund V, LP.....	CYM.....	NIA.....	MetLife Insurance K.K. (Japan).....	Ownership.....81.7	MetLife, Inc.....N.....	0.....
0241	MetLife.....	00000..00	MetLife International PE Fund V, LP.....	CYM.....	NIA.....	MetLife Insurance Company of Korea, Limited	Ownership.....3.3	MetLife, Inc.....N.....	0.....
0241	MetLife.....	00000..00	MetLife International PE Fund V, LP.....	CYM.....	NIA.....	MetLife Limited (Hong Kong).....	Ownership.....15.0	MetLife, Inc.....N.....	0.....
0241	MetLife.....	00000..00	MetLife International PE Fund VI, LP.....	CYM.....	NIA.....	MetLife Insurance K.K. (Japan).....	Ownership.....95.7	MetLife, Inc.....N.....	0.....
0241	MetLife.....	00000..00	MetLife International PE Fund VI, LP.....	CYM.....	NIA.....	MetLife Insurance Company of Korea, Limited	Ownership.....4.3	MetLife, Inc.....N.....	0.....
0241	MetLife.....	00000..00	MetLife Loan Asset Management, LLC.....	DE.....	NIA.....	MetLife Investment Advisors, LLC.....	Ownership.....100.0	MetLife, Inc.....N.....	0.....
0241	MetLife.....	00000..	46-4140926..0	MIM Property Management, LLC.....	DE.....	NIA.....	MetLife Investment Advisors, LLC.....	Ownership.....100.0	MetLife, Inc.....N.....	0.....
0241	MetLife.....	13092..	26-1511401..43008920	MetLife Reinsurance Company of Vermont.....	VT.....	IA.....	MetLife, Inc.....	Ownership.....100.0	MetLife, Inc.....N.....	0.....
0241	MetLife.....	62634..	51-0104167..42551070	Delaware American Life Insurance Company.....	DE.....	IA.....	MetLife, Inc.....	Ownership.....100.0	MetLife, Inc.....N.....	0.....
0241	MetLife.....	00000..	27-1206753..00	MetLife Consumer Services, Inc.....	DE.....	NIA.....	MetLife, Inc.....	Ownership.....100.0	MetLife, Inc.....N.....	0.....
0241	MetLife.....	00000..	81-3846992..00	Brighthouse Financial, Inc.....	DE.....	NIA.....	MetLife, Inc.....	Ownership.....19.2	MetLife, Inc.....N.....	0.....
0241	MetLife.....	00000..00	Brighthouse Holdings, LLC.....	DE.....	NIA.....	Brighthouse Financial, Inc.....	Ownership.....100.0	MetLife, Inc.....N.....	0.....
0241	MetLife.....	00000..	81-2253384..00	MetLife Insurance Brokerage, Inc.....	NY.....	NIA.....	MetLife, Inc.....	Ownership.....100.0	MetLife, Inc.....N.....	0.....
0241	MetLife.....	60690..	98-0000065..42473260	American Life Insurance Company	DE.....	IA.....	MetLife, Inc.....	Ownership.....100.0	MetLife, Inc.....N.....	0.....
0241	MetLife.....	00000..	AA-1580066..00	MetLife Insurance K.K. (Japan).....	JPN.....	IA.....	American Life Insurance Company.....	Ownership.....100.0	MetLife, Inc.....N.....	0.....
0241	MetLife.....	00000..42553300	Communication One Kabushiki Kaisha (Japan).....	JPN.....	NIA.....	MetLife Insurance K.K. (Japan).....	Ownership.....100.0	MetLife, Inc.....N.....	0.....

97.12

SCHEDULE Y

PART 1A - DETAIL OF INSURANCE HOLDING COMPANY SYSTEM

1	2	3	4	5	6	7	8	9	10	11	12	13	14	15	16
Group Code	Group Name	NAIC Company Code	ID Number	Federal RSSD	CIK	Name of Securities Exchange if Publicly Traded (U.S. or International)	Names of Parent, Subsidiaries or Affiliates	Domiciliary Location	Relationship to Reporting Entity	Directly Controlled by (Name of Entity/Person)	Type of Control (Ownership Board, Management, Attorney-in-Fact, Influence, Other)	If Control is Ownership Provide Percentage	Ultimate Controlling Entity(ies)/Person(s)	Is an SCA Filing Required? (Y/N)	*
0241	MetLife.....	00000...		4250018	0		MetLife Life Insurance Company (Egypt).....	EGY.....	IA.....	MetLife Global Holding Company I GmbH (Swiss)	Ownership.....	84.1	MetLife, Inc.....	N.....	0.....
0241	MetLife.....	00000...	AA-1860015.	0	0		MetLife Emeklilik ve Hayat A.S. (Turkey).....	TUR.....	IA.....	MetLife Global Holding Company II GmbH (Swiss)	Ownership.....	100.0	MetLife, Inc.....	N.....	0.....
0241	MetLife.....	00000...		0	0		MetLife Life Insurance S.A. (Greece).....	GRC.....	IA.....	MetLife EU Holding Company Limited (Ireland)	Ownership.....	100.0	MetLife, Inc.....	N.....	0.....
0241	MetLife.....	00000...		4255349	0		MetLife Mutual Fund Company (Greece).....	GRC.....	NIA.....	MetLife Life Insurance Company S.A.....	Ownership.....	90.0	MetLife, Inc.....	N.....	0.....
0241	MetLife.....	00000...		4304032	0		International Investment Holding Company Limited (Russia)	RUS.....	NIA.....	American Life Insurance Company	Ownership.....	100.0	MetLife, Inc.....	N.....	0.....
0241	MetLife.....	00000...		0	0		UBB-MetLife Zhivotozastrahovatelno Drujestvo AD (Bulgaria)	BGR.....	IA.....	MetLife EU Holding Company Limited (Ireland)	Ownership.....	40.0	MetLife, Inc.....	N.....	0.....
0241	MetLife.....	00000...		0	0		MetLife American International Group and Arab National Bank Cooperative Insurance Company	SAU.....	IA.....	American Life Insurance Company	Ownership.....	30.0	MetLife, Inc.....	N.....	0.....
0241	MetLife.....	00000...		4250072	0		PJSC MetLife (Ukraine).....	UKR.....	IA.....	MetLife Global Holding Company II GmbH (Swiss)	Ownership.....	100.0	MetLife, Inc.....	N.....	0.....
0241	MetLife.....	00000...		4250072	0		PJSC MetLife (Ukraine).....	UKR.....	IA.....	International Technical and Advisory Services Limited (USA-Delaware)	Ownership.....	0.0	MetLife, Inc.....	N.....	0.....
0241	MetLife.....	00000...		4250072	0		PJSC MetLife (Ukraine).....	UKR.....	IA.....	Borderland Investments Limited (USA-Delaware)	Ownership.....	0.0	MetLife, Inc.....	N.....	0.....
0241	MetLife.....	00000...		0	0		MetLife Innovation Centre Limited.....	IRL.....	NIA.....	MetLife Global Holding Company II GmbH (Swiss)	Ownership.....	100.0	MetLife, Inc.....	N.....	0.....
0241	MetLife.....	00000...	51-0205283..	0	0		International Technical and Advisory Services Limited (USA-Delaware)	DE.....	NIA.....	American Life Insurance Company	Ownership.....	100.0	MetLife, Inc.....	N.....	0.....
0241	MetLife.....	00000...	02-0649743..	0	0		Borderland Investments Limited (USA-Delaware)	DE.....	NIA.....	American Life Insurance Company	Ownership.....	100.0	MetLife, Inc.....	N.....	0.....
0241	MetLife.....	00000...		0	0		ALICO Hellas Single Member Limited Liability Company (Greece)	GRC.....	NIA.....	Borderland Investments Limited (USA-Delaware)	Ownership.....	100.0	MetLife, Inc.....	N.....	0.....
0241	MetLife.....	00000...		0	0		MetLife Asset Management Corp. (Japan).....	JPN.....	NIA.....	ALICO Operations, LLC (DE).....	Ownership.....	100.0	MetLife, Inc.....	N.....	0.....
0241	MetLife.....	00000...		4249311	0		MetLife Mas, S.A. de C.V (Mexico).....	MEX.....	IA.....	MetLife International Holdings, LLC.....	Ownership.....	100.0	MetLife, Inc.....	N.....	0.....
0241	MetLife.....	00000...		4249311	0		MetLife Mas, S.A. de C.V (Mexico).....	MEX.....	IA.....	International Technical and Advisory Services Limited (USA-Delaware)	Ownership.....	0.0	MetLife, Inc.....	N.....	0.....
0241	MetLife.....	00000...		4251293	0		MetLife Seguros S.A. (Uruguay).....	URY.....	IA.....	ALICO Operations, LLC (DE).....	Ownership.....	100.0	MetLife, Inc.....	N.....	0.....
0241	MetLife.....	00000...		0	0		MetLife Colombia Seguros de Vida S.A. (Columbia)	COL.....	IA.....	MetLife Global Holding Company II GmbH (Swiss)	Ownership.....	90.0	MetLife, Inc.....	N.....	0.....
0241	MetLife.....	00000...		0	0		MetLife Colombia Seguros de Vida S.A. (Columbia)	COL.....	IA.....	MetLife Global Holding Company I GmbH (Swiss)	Ownership.....	10.0	MetLife, Inc.....	N.....	0.....

97.13

SCHEDULE Y

PART 1A - DETAIL OF INSURANCE HOLDING COMPANY SYSTEM

1	2	3	4	5	6	7	8	9	10	11	12	13	14	15	16
Group Code	Group Name	NAIC Company Code	ID Number	Federal RSSD	CIK	Name of Securities Exchange if Publicly Traded (U.S. or International)	Names of Parent, Subsidiaries or Affiliates	Domiciliary Location	Relationship to Reporting Entity	Directly Controlled by (Name of Entity/Person)	Type of Control (Ownership Board, Management, Attorney-in-Fact, Influence, Other)	If Control is Ownership Provide Percentage	Ultimate Controlling Entity(ies)/Person(s)	Is an SCA Filing Required? (Y/N)	*
0241	MetLife.....	00000..	00		MetLife Colombia Seguros de Vida S.A. (Columbia)	COL.....	IA.....	International Technical and Advisory Services Limited (USA-Delaware)	Ownership.....0.0	MetLife, Inc.....N.....	0.....
0241	MetLife.....	00000..	00		MetLife Colombia Seguros de Vida S.A. (Columbia)	COL.....	IA.....	Borderland Investments Limited (USA-Delaware)	Ownership.....0.0	MetLife, Inc.....N.....	0.....
0241	MetLife.....	00000..	00		MetLife Colombia Seguros de Vida S.A. (Columbia)	COL.....	IA.....	Natiloportem Holdings, LLC.....	Ownership.....0.0	MetLife, Inc.....N.....	0.....
0241	MetLife.....	00000..	13-3912049..00		ALICO Properties, Inc. (USA-Delaware).....	DE.....	NIA.....	American Life Insurance Company	Ownership.....51.0	MetLife, Inc.....N.....	0.....
0241	MetLife.....	00000..	13-3919049..00		Global Properties, Inc. (USA-Delaware).....	DE.....	NIA.....	ALICO Properties, Inc.....	Ownership.....100.0	MetLife, Inc.....N.....	0.....
0241	MetLife.....	00000..	00		MetLife Global Holding Company I GmbH (Swiss)	CHE.....	NIA.....	American Life Insurance Company.....	Ownership.....100.0	MetLife, Inc.....N.....	0.....
0241	MetLife.....	00000..	00		MetLife Global Holding Company II GmbH (Swiss)	CHE.....	NIA.....	MetLife Global Holding Company I GmbH (Swiss)	Ownership.....100.0	MetLife, Inc.....N.....	0.....
0241	MetLife.....	00000..	00		MetLife Investment Management Holdings (Ireland) Limited	IRL.....	NIA.....	MetLife Global Holding Company II GmbH (Swiss)	Ownership.....100.0	MetLife, Inc.....N.....	0.....
0241	MetLife.....	00000..	00		MetLife Syndicated Bank Loan Lux GP, S.à.r.l.	LUX.....	NIA.....	MetLife Investment Management Holdings (Ireland) Limited	Ownership.....100.0	MetLife, Inc.....N.....	0.....
0241	MetLife.....	00000..	98-1372544..00		MetLife BL Feeder (Cayman), LP.....	CYM.....	NIA.....	MetLife Syndicated Bank Loan Lux GP, S.à.r.l.	Ownership.....100.0	MetLife, Inc.....N.....	0.....
0241	MetLife.....	00000..	82-3255634..00		MetLife BL Feeder , LP.....	DE.....	NIA.....	MetLife Syndicated Bank Loan Lux GP, S.à.r.l.	Ownership.....100.0	MetLife, Inc.....N.....	0.....
0241	MetLife.....	00000..	98-1372721..00		MetLife Syndicated Bank Loan Fund, SCSp (Luxembourg)	LUX.....	NIA.....	MetLife Syndicated Bank Loan Lux GP, S.à.r.l.	Ownership.....100.0	MetLife, Inc.....N.....	0.....
0241	MetLife.....	00000..	30-0615846..00		ALICO Operations, LLC (DE).....	DE.....	NIA.....	MetLife Global Holding Company II GmbH (Swiss)	Ownership.....100.0	MetLife, Inc.....N.....	0.....
0241	MetLife.....	00000..	00		MetLife EU Holding Company Limited (Ireland).	IRL.....	NIA.....	MetLife Global Holding Company II GmbH (Swiss)	Ownership.....100.0	MetLife, Inc.....N.....	0.....
0241	MetLife.....	00000..	98-0552186..42493020		ALICO European Holding Limited (Ireland).....	IRL.....	NIA.....	MetLife Global Holding Company II GmbH (Swiss)	Ownership.....100.0	MetLife, Inc.....N.....	0.....
0241	MetLife.....	00000..	AA-1780108..00		MetLife Europe d.a.c.	IRL.....	IA.....	MetLife EU Holding Company Limited (Ireland)	Ownership.....100.0	MetLife, Inc.....N.....	0.....
0241	MetLife.....	00000..	00		MetLife Services EOOD (Bulgaria)	BGR.....	NIA.....	MetLife EU Holding Company Limited (Ireland)	Ownership.....100.0	MetLife, Inc.....N.....	0.....
0241	MetLife.....	00000..	00		MetLife Pension Trustees Limited (UK).....	GBR.....	IA.....	MetLife Europe d.a.c.	Ownership.....100.0	MetLife, Inc.....N.....	0.....
0241	MetLife.....	00000..	42553670		First American-Hungarian Insurance Agency Limited (Hungary)	HUN.....	IA.....	MetLife EU Holding Company Limited (Ireland)	Ownership.....100.0	MetLife, Inc.....N.....	0.....
0241	MetLife.....	00000..	42584070		MetLife Solutions S.A.S. (France).....	FRA.....	NIA.....	MetLife EU Holding Company Limited (Ireland)	Ownership.....100.0	MetLife, Inc.....N.....	0.....

97.14

SCHEDULE Y

PART 1A - DETAIL OF INSURANCE HOLDING COMPANY SYSTEM

1	2	3	4	5	6	7	8	9	10	11	12	13	14	15	16
Group Code	Group Name	NAIC Company Code	ID Number	Federal RSSD	CIK	Name of Securities Exchange if Publicly Traded (U.S. or International)	Names of Parent, Subsidiaries or Affiliates	Domiciliary Location	Relationship to Reporting Entity	Directly Controlled by (Name of Entity/Person)	Type of Control (Ownership Board, Management, Attorney-in-Fact, Influence, Other)	If Control is Ownership Provide Percentage	Ultimate Controlling Entity(ies)/Person(s)	Is an SCA Filing Required? (Y/N)	*
0241	MetLife.....	00000...	00		MetLife Asia Holding Company Pte. Ltd.	SGP.....	NIA.....	MetLife Global Holding Company II GmbH (Swiss)	Ownership.....100.0	MetLife, Inc.....N.....	0.....
0241	MetLife.....	00000...	00		MetLife Innovation Centre Pte. Ltd.	SGP.....	NIA.....	MetLife Asia Holding Company Pte. Ltd.	Ownership.....100.0	MetLife, Inc.....N.....	0.....
0241	MetLife.....	00000...	00		MetLife Reinsurance Company of Bermuda Ltd.	BMU.....	IA.....	MetLife Global Holding Company II GmbH (Swiss)	Ownership.....100.0	MetLife, Inc.....N.....	0.....
0241	MetLife.....	00000...	00		MetLife Investment Management Limited (UK)..	GBR.....	NIA.....	MetLife Global Holding Company II GmbH (Swiss)	Ownership.....100.0	MetLife, Inc.....N.....	0.....
0241	MetLife.....	00000...	42552460		Metropolitan Life Societate de Administrare a unui Fond de Pensii Administrat Privat S.A. (Romania)	ROU.....	IA.....	MetLife EU Holding Company Limited (Ireland)	Ownership.....100.0	MetLife, Inc.....N.....	0.....
0241	MetLife.....	00000...	42552460		Metropolitan Life Societate de Administrare a unui Fond de Pensii Administrat Privat S.A. (Romania)	ROU.....	IA.....	MetLife Services Sp. z o.o	Ownership.....0.0	MetLife, Inc.....N.....	0.....
0241	MetLife.....	00000...	42494690		ZAO Master D (Russia).....	RUS.....	NIA.....	ALICO European Holding Limited (Ireland).....	Ownership.....100.0	MetLife, Inc.....N.....	0.....
0241	MetLife.....	00000...	42499910		Joint-Stock Company MetLife Insurance Company (Russia)	RUS.....	IA.....	MetLife Global Holding Company II GmbH (Swiss)	Ownership.....49.0	MetLife, Inc.....N.....	0.....
0241	MetLife.....	00000...	42499910		Joint-Stock Company MetLife Insurance Company (Russia)	RUS.....	IA.....	ZAO Master D (Russia).....	Ownership.....51.0	MetLife, Inc.....N.....	0.....
0241	MetLife.....	00000...	42551980		MetLife Slovakia s.r.o.....	SVK.....	NIA.....	MetLife EU Holding Company Limited (Ireland)	Ownership.....100.0	MetLife, Inc.....N.....	0.....
0241	MetLife.....	00000...	42551980		MetLife Slovakia s.r.o.....	SVK.....	NIA.....	International Technical and Advisory Services Limited (USA-Delaware)	Ownership.....0.0	MetLife, Inc.....N.....	0.....
0241	MetLife.....	00000...	00		MetLife Services Cyprus Ltd.....	CYP.....	NIA.....	MetLife EU Holding Company Limited (Ireland)	Ownership.....100.0	MetLife, Inc.....N.....	0.....
0241	MetLife.....	00000...	00		Hellenic Alico Life Insurance Company Ltd. (Cyprus)	CYP.....	IA.....	MetLife Services Cyprus Ltd.....	Ownership.....27.5	MetLife, Inc.....N.....	0.....
0241	MetLife.....	00000...	42473350		MetLife Towarzystwo Ubezpieczen na Zycie i Reasekuracji S.A.	POL.....	IA.....	MetLife EU Holding Company Limited (Ireland)	Ownership.....100.0	MetLife, Inc.....N.....	0.....
0241	MetLife.....	00000...	42552640		MetLife Services Sp. z o.o	POL.....	NIA.....	MetLife Towarzystwo Ubezpieczen na Zycie i Reasekuracji S.A.	Ownership.....100.0	MetLife, Inc.....N.....	0.....
0241	MetLife.....	00000...	42511540		MetLife Powszechne Towarzystwo Emerytalne (Poland)	POL.....	IA.....	MetLife Towarzystwo Ubezpieczen na Zycie i Reasekuracji S.A.	Ownership.....100.0	MetLife, Inc.....N.....	0.....
0241	MetLife.....	00000...	AA-9640009.42552550		MetLife Towarzystwo Funduszy Inwestycyjnych S.A.	POL.....	NIA.....	MetLife Towarzystwo Ubezpieczen na Zycie i Reasekuracji S.A.	Ownership.....100.0	MetLife, Inc.....N.....	0.....
0241	MetLife.....	00000...	42583310		Agenvita S.r.l. (Italy).....	ITA.....	IA.....	MetLife EU Holding Company Limited (Ireland)	Ownership.....100.0	MetLife, Inc.....N.....	0.....
0241	MetLife.....	00000...	00		MetLife Services, Sociedad Limitada (Spain)....	ESP.....	NIA.....	MetLife EU Holding Company Limited (Ireland)	Ownership.....100.0	MetLife, Inc.....N.....	0.....

97.15

SCHEDULE Y

PART 1A - DETAIL OF INSURANCE HOLDING COMPANY SYSTEM

1	2	3	4	5	6	7	8	9	10	11	12	13	14	15	16
Group Code	Group Name	NAIC Company Code	ID Number	Federal RSSD	CIK	Name of Securities Exchange if Publicly Traded (U.S. or International)	Names of Parent, Subsidiaries or Affiliates	Domiciliary Location	Relationship to Reporting Entity	Directly Controlled by (Name of Entity/Person)	Type of Control (Ownership Board, Management, Attorney-in-Fact, Influence, Other)	If Control is Ownership Provide Percentage	Ultimate Controlling Entity(ies)/Person(s)	Is an SCA Filing Required? (Y/N)	*
0241	MetLife.....	00000..	00		MetLife Europe Insurance d.a.c	IRL.....	IA.....	MetLife EU Holding Company Limited (Ireland)	Ownership.....93.0	MetLife, Inc.....N.....	0.....
0241	MetLife.....	00000..	00		MetLife Europe Insurance d.a.c	IRL.....	IA.....	American Life Insurance Company	Ownership.....7.0	MetLife, Inc.....N.....	0.....
0241	MetLife.....	00000..	41898640		MetLife Europe Services Limited (Ireland).....	IRL.....	NIA.....	MetLife EU Holding Company Limited (Ireland)	Ownership.....100.0	MetLife, Inc.....N.....	0.....
0241	MetLife.....	00000..	95-3947585..31660640		MetLife Investors Group, LLC.....	DE.....	NIA.....	MetLife, Inc.....	Ownership.....100.0	MetLife, Inc.....N.....	0.....
0241	MetLife.....	00000..	43-1906210..33735631130412		MetLife Investments Securities LLC (DE).....	DE.....	NIA.....	MetLife Investors Group, LLC.....	Ownership.....100.0	MetLife, Inc.....N.....	0.....
0241	MetLife.....	00000..	00		MetLife Investors Distribution Company.....	MO.....	NIA.....	MetLife Investors Group, LLC.....	Ownership.....100.0	MetLife, Inc.....N.....	0.....

SCHEDULE Y

PART 2 - SUMMARY OF INSURER'S TRANSACTIONS WITH ANY AFFILIATES

1	2	3	4	5	6	7	8	9	10	11	12	13
NAIC Company Code	ID Number	Names of Insurers and Parent, Subsidiaries or Affiliates	Shareholder Dividends	Capital Contributions	Purchases, Sales or Exchanges of Loans, Securities, Real Estate, Mortgage Loans or Other Investments	Income/ (Disbursements) Incurred in Connection with Guarantees or Undertakings for the Benefit of any Affiliate(s)	Management Agreements and Service Contracts	Income/ (Disbursements) Incurred under Reinsurance Agreements	*	Any Other Material Activity Not in the Ordinary Course of the Insurer's Business	Totals	Reinsurance Recoverable/ (Payable) on Losses and/or Reserve Credit Taken/ (Liability)
Affiliated Transactions												
0.....	13-4075851.....	MetLife, Inc.....	4,927,607,196	478,284,896	(1,100,000,000)	0	579,186,589	0		(103,953,777)	4,781,124,904	0
65978.....	13-5581829.....	Metropolitan Life Insurance Company.....	(2,362,350,000)	(2,029,015,769)	367,676,800	0	(2,197,781,057)	159,295,528		220,995,400	(5,841,179,098)	12,459,862,821
0.....		MLIC CB Holdings LLC.....	0	(3,500,000)	0	0	0	0		0	(3,500,000)	0
0.....	20-2985998.....	500 Grant Street GP, LLC.....	0	(150,000)	0	0	0	0		0	(150,000)	0
0.....		Euro CL Investments LLC.....	0	(180,435)	0	0	0	0		0	(180,435)	0
0.....		The Building at 575 Fifth Avenue Mezzanine LLC.....	0	8,437,479	0	0	0	0		0	8,437,479	0
0.....	82-3135079.....	150 North Riverside PE Member, LLC.....	0	210,000,000	0	0	0	0		0	210,000,000	0
0.....		MetLife Investments Asia Limited (Hong Kong).....	0	0	0	0	0	5,500,573		0	5,500,573	0
0.....		MetLife Investments Limited (UK).....	0	0	0	0	0	18,635,009		0	18,635,009	0
0.....		MetLife Latin America Asesorias e Inversiones Limitada (Chile).....	0	0	0	0	0	12,585,735		0	12,585,735	0
0.....	86-1176467.....	MEX DF Properties, LLC.....	0	(8,692,998)	0	0	0	0		0	(8,692,998)	0
0.....	13-3619870.....	23rd Street Investments, Inc.....	(6,650,000)	(3,378,140)	0	0	725,405	0		0	(9,302,735)	0
0.....	06-1193029.....	MetLife Capital Credit L.P.....	0	(75,096,088)	0	0	(29,250)	0		0	(75,125,338)	0
0.....	91-1273824.....	MetLife Capital Limited Partnership.....	0	(92,121,842)	0	0	(29,250)	0		0	(92,151,092)	0
0.....		ML Sentinel Square Member, LLC.....	0	10,466,323	0	0	0	0		0	10,466,323	0
0.....		Long Island Solar Farm, LLC.....	0	0	(2,818,447)	0	0	0		(4,991,226)	(7,809,673)	0
0.....	43-1822723.....	Missouri Reinsurance, Inc.....	(65,000,000)	0	0	0	28,673,442	(38,471,347)		0	(74,797,905)	(721,496,600)
0.....	13-3237278.....	MetLife Holdings, Inc.....	0	0	0	0	6	0		0	6	0
0.....	13-3237275.....	MetLife Credit Corp.....	5,899,985	0	(47,579)	0	556,173	0		(9,067,824)	(2,659,245)	0
0.....	13-3237277.....	MetLife Funding, Inc.....	0	0	47,579	0	(55,315)	0		0	(7,736)	0
0.....		85 Broad Street Mezzanine LLC.....	0	(180,476,883)	0	0	0	0		0	(180,476,883)	0
0.....	13-3170235.....	Metropolitan Tower Realty Company, Inc.....	0	1,123,430	0	0	602,345	0		0	1,725,775	0
0.....	43-6026902.....	White Oak Royalty Company.....	0	0	0	0	(809,491)	0		0	(809,491)	0
0.....	26-2853672.....	MLIC Asset Holdings, LLC.....	0	(37,365,512)	0	0	0	0		0	(37,365,512)	0
0.....	36-4197196.....	MetLife Properties Ventures, LLC.....	0	(13,111)	0	0	0	0		0	(13,111)	0
91626.....	04-2708937.....	New England Life Insurance Company.....	(106,000,000)	0	(1,603,480)	0	(56,658,115)	(4,403,125)		18,948,670	(149,716,050)	578,049,197
0.....	22-2375428.....	Transmountain Land & Livestock Company.....	0	0	0	0	(406)	0		0	(406)	0
0.....	34-1650967.....	Hyatt Legal Plans, Inc.....	(76,000,000)	0	82,957	0	(46,959,172)	0		0	(122,876,215)	0
0.....	34-1631590.....	Hyatt Legal Plans of Florida, Inc.....	0	0	(82,957)	0	0	0		0	(82,957)	0
0.....	13-4047186.....	MetLife Tower Resources Group, Inc.....	0	0	0	0	(146,812)	0		0	(146,812)	0
0.....	13-5581829.....	1001 Properties, LLC.....	0	251,096	0	0	0	0		0	251,096	0
0.....	26-0291767.....	6104 Hollywood, LLC.....	0	965,196	0	0	0	0		0	965,196	0
0.....	81-3382498.....	MetLife ConSquare Member, LLC (DE).....	0	48,917,923	0	0	0	0		0	48,917,923	0
0.....	13-4078322.....	334 Madison Euro Investments, Inc.....	0	0	0	0	58	0		0	58	0
0.....		St. James Fleet Investments Two Limited.....	0	1,931,408,745	0	0	0	0		0	1,931,408,745	0
0.....	98-0391368.....	OMI MLIC Investments Limited.....	0	0	0	0	(5,373,829)	0		0	(5,373,829)	0
16073.....	81-4750360.....	Brighthouse Reinsurance Company of Delaware.....	0	0	22,420,200	0	223,586,863	348,013,473		16,200,416	610,220,952	(18,583,291,036)
0.....	13-2862391.....	Brighthouse Securities, LLC.....	0	0	0	0	(273,093,301)	0		0	(273,093,301)	0
0.....	81-3094008.....	Brighthouse Services, LLC.....	0	0	0	0	1,015,705,322	0		0	1,015,705,322	0
0.....	81-3846992.....	Brighthouse Financial, Inc.....	0	1,443,025,359	0	0	119,460,594	0		0	1,562,485,953	0
0.....		Brighthouse Holdings, LLC.....	106,000,000	0	0	0	0	0		0	106,000,000	0

SCHEDULE Y

PART 2 - SUMMARY OF INSURER'S TRANSACTIONS WITH ANY AFFILIATES

1	2	3	4	5	6	7	8	9	10	11	12	13
NAIC Company Code	ID Number	Names of Insurers and Parent, Subsidiaries or Affiliates	Shareholder Dividends	Capital Contributions	Purchases, Sales or Exchanges of Loans, Securities, Real Estate, Mortgage Loans or Other Investments	Income/ (Disbursements) Incurred in Connection with Guarantees or Undertakings for the Benefit of any Affiliate(s)	Management Agreements and Service Contracts	Income/ (Disbursements) Incurred under Reinsurance Agreements	*	Any Other Material Activity Not in the Ordinary Course of the Insurer's Business	Totals	Reinsurance Recoverable/ (Payable) on Losses and/or Reserve Credit Taken/ (Liability)
0.....	81-2253384.....	MetLife Insurance Brokerage, Inc.....	0.....	0.....	0.....	0.....	(1,655,338)	0.....	0.....	0.....	(1,655,338)	0.....
63665.....	43-0285930.....	General American Life Insurance Company.....	(607,196)	(26,550,313)	213,648,664	0.....	(58,822,631)	380,736,512	0.....	6,852,945	515,257,981	1,792,477,802
0.....	46-0803970.....	MetLife CC Member, LLC.....	0.....	(13,090,000)	0.....	0.....	0.....	0.....	0.....	0.....	(13,090,000)	0.....
0.....	46-4158087.....	MetLife 555 12th Member, LLC.....	0.....	22,119,672	0.....	0.....	0.....	0.....	0.....	0.....	22,119,672	0.....
0.....	46-3608641.....	ML Swan Mezz, LLC.....	0.....	(6,040,928)	0.....	0.....	0.....	0.....	0.....	0.....	(6,040,928)	0.....
0.....	46-3616798.....	ML Dolphin Mezz, LLC.....	0.....	6,692,875	0.....	0.....	0.....	0.....	0.....	0.....	6,692,875	0.....
0.....	46-4584166.....	ML Southmore, LLC.....	0.....	386,329	0.....	0.....	0.....	0.....	0.....	0.....	386,329	0.....
0.....		Haskell East Village, LLC.....	0.....	6,984,108	0.....	0.....	0.....	0.....	0.....	0.....	6,984,108	0.....
0.....	46-3426206.....	MetLife Cabo Hilton Member, LLC.....	0.....	(10,169,086)	0.....	0.....	0.....	0.....	0.....	0.....	(10,169,086)	0.....
0.....	82-1637862.....	MetLife Chino Member, LLC.....	0.....	32,730,103	0.....	0.....	0.....	0.....	0.....	0.....	32,730,103	0.....
0.....	26-1762232.....	Boulevard Residential, LLC.....	0.....	240,809	0.....	0.....	0.....	0.....	0.....	0.....	240,809	0.....
0.....	20-8349277.....	Sandpiper Cove Associates, LLC.....	0.....	(4,024,354)	0.....	0.....	0.....	0.....	0.....	0.....	(4,024,354)	0.....
0.....	46-2460801.....	MetLife 1201 TAB Member, LLC.....	0.....	(7,000,000)	0.....	0.....	0.....	0.....	0.....	0.....	(7,000,000)	0.....
0.....	46-2477278.....	MetLife LHH Member, LLC.....	0.....	(3,107,733)	0.....	0.....	0.....	0.....	0.....	0.....	(3,107,733)	0.....
0.....	46-4196012.....	ML-AI MetLife Member 1, LLC.....	0.....	(39,463,989)	0.....	0.....	0.....	0.....	0.....	0.....	(39,463,989)	0.....
0.....	80-0821598.....	Oconee Hotel Company, LLC.....	0.....	(7,950,000)	0.....	0.....	0.....	0.....	0.....	0.....	(7,950,000)	0.....
0.....	80-0823015.....	Oconee Land Company, LLC.....	0.....	(14,942,030)	0.....	0.....	0.....	0.....	0.....	0.....	(14,942,030)	0.....
0.....	30-0777814.....	Marketplace Residences, LLC.....	0.....	729,726	0.....	0.....	0.....	0.....	0.....	0.....	729,726	0.....
0.....	27-0226554.....	MLIC Asset Holdings II, LLC.....	0.....	(13,044,713)	0.....	0.....	0.....	0.....	0.....	0.....	(13,044,713)	0.....
0.....	46-4229772.....	MetLife THR Investor, LLC.....	0.....	(13,874,037)	0.....	0.....	0.....	0.....	0.....	0.....	(13,874,037)	0.....
0.....	46-4129811.....	MetLife 425 MKT Member, LLC.....	0.....	(10,299,975)	0.....	0.....	0.....	0.....	0.....	0.....	(10,299,975)	0.....
0.....	46-4705809.....	MetLife CB W/A, LLC.....	0.....	(460,294)	0.....	0.....	0.....	0.....	0.....	0.....	(460,294)	0.....
0.....	46-4133357.....	ML Bridgeside Apartments, LLC.....	0.....	3,233,571	0.....	0.....	0.....	0.....	0.....	0.....	3,233,571	0.....
0.....		MetLife OFC Member, LLC.....	0.....	83,913,844	0.....	0.....	0.....	0.....	0.....	0.....	83,913,844	0.....
0.....	46-4283517.....	MetLife Camino Ramon Member, LLC.....	0.....	(27,730,580)	0.....	0.....	0.....	0.....	0.....	0.....	(27,730,580)	0.....
0.....	20-8868348.....	Ashton Judiciary Square, LLC.....	0.....	(1,202,325)	0.....	0.....	0.....	0.....	0.....	0.....	(1,202,325)	0.....
0.....	47-1970965.....	ML New River Village III, LLC.....	0.....	4,393,676	0.....	0.....	0.....	0.....	0.....	0.....	4,393,676	0.....
0.....	47-1256270.....	MetLife OBS Member, LLC.....	0.....	(4,919,250)	0.....	0.....	0.....	0.....	0.....	0.....	(4,919,250)	0.....
0.....		MetLife 1007 Stewart, LLC.....	0.....	(122,388,452)	0.....	0.....	0.....	0.....	0.....	0.....	(122,388,452)	0.....
0.....	46-4255167.....	ML Terraces, LLC.....	0.....	(12,461,780)	0.....	0.....	0.....	0.....	0.....	0.....	(12,461,780)	0.....
0.....		Chestnut Flats Wind, LLC.....	0.....	(3,657,005)	0.....	0.....	0.....	0.....	0.....	0.....	(3,657,005)	0.....
0.....	13-3759652.....	MetLife International Holdings, LLC.....	0.....	0.....	0.....	0.....	325,243,736	0.....	0.....	0.....	325,243,736	0.....
0.....		Metropolitan Life Seguros e Previdencia Privada S.A. (Brazil).....	0.....	0.....	0.....	0.....	(6,227,748)	0.....	0.....	0.....	(6,227,748)	0.....
0.....	AA-2730030.....	MetLife Mexico S.A.....	0.....	0.....	0.....	0.....	(8,613,006)	16,584,911	0.....	0.....	7,971,905	2,724,245
0.....		MetLife Pensiones Mexico S.A.....	0.....	0.....	0.....	0.....	(5,471)	0.....	0.....	0.....	(5,471)	0.....
0.....		MetLife Afore, S.A. de C.V. (Mexico).....	0.....	0.....	0.....	0.....	(376,991)	0.....	0.....	0.....	(376,991)	0.....
0.....	AA-5420018.....	MetLife Insurance Company of Korea Limited.....	0.....	0.....	0.....	0.....	(743,663)	0.....	0.....	0.....	(743,663)	0.....
0.....	AA-1930041.....	MetLife Insurance Limited (Australia).....	0.....	0.....	0.....	0.....	0.....	16,334,679	0.....	0.....	16,334,679	1,719,293
0.....		MetLife Asia Limited.....	0.....	0.....	0.....	0.....	(3,278,058)	0.....	0.....	0.....	(3,278,058)	0.....
0.....		Metropolitan Life Insurance Company of Hong Kong Limited.....	0.....	0.....	0.....	0.....	(2,134,765)	0.....	0.....	0.....	(2,134,765)	0.....
0.....	20-5894439.....	MetLife Global, Inc.....	0.....	0.....	0.....	0.....	1,720,956	0.....	0.....	0.....	1,720,956	0.....
0.....	AA-2130012.....	MetLife Seguros S.A. (Argentina).....	0.....	0.....	0.....	0.....	(20,317)	19,459	0.....	0.....	(858)	0.....

98.1

SCHEDULE Y

PART 2 - SUMMARY OF INSURER'S TRANSACTIONS WITH ANY AFFILIATES

1	2	3	4	5	6	7	8	9	10	11	12	13
NAIC Company Code	ID Number	Names of Insurers and Parent, Subsidiaries or Affiliates	Shareholder Dividends	Capital Contributions	Purchases, Sales or Exchanges of Loans, Securities, Real Estate, Mortgage Loans or Other Investments	Income/ (Disbursements) Incurred in Connection with Guarantees or Undertakings for the Benefit of any Affiliate(s)	Management Agreements and Service Contracts	Income/ (Disbursements) Incurred under Reinsurance Agreements	*	Any Other Material Activity Not in the Ordinary Course of the Insurer's Business	Totals	Reinsurance Recoverable/ (Payable) on Losses and/or Reserve Credit Taken/ (Liability)
0	AA-2130046	MetLife Seguros de Retiro S.A.	0	0	0	0	(469,239)	0	0	0	(469,239)	0
26298	13-2725441	Metropolitan Property and Casualty Insurance Company	(108,899,985)	(18,888,093)	(36,319,277)	0	(443,670,636)	178,604,456	0	0	(429,173,535)	(1,981,548,300)
39950	22-2342710	Metropolitan General Insurance Company	(3,000,000)	0	0	0	(118,838)	1,210,884	0	0	(1,907,954)	15,573,077
40169	05-0393243	Metropolitan Casualty Insurance Company	0	10,000,000	0	0	(162,819)	(52,277,810)	0	0	(42,440,629)	463,578,363
25321	23-1903575	Metropolitan Direct Property and Casualty Insurance Company	0	11,000,000	0	0	(104,324)	(14,848,549)	0	0	(3,952,873)	285,421,540
22926	36-1022580	Economy Fire & Casualty Company	(34,000,000)	(2,500,000)	0	0	(1,306,329)	14,909,862	0	0	(22,896,467)	61,478,086
38067	36-2027848	Economy Preferred Insurance Company	0	2,500,000	0	0	(25,743)	6,273,553	0	0	8,747,810	110,348,331
40649	36-3105737	Economy Premier Assurance Company	(4,000,000)	0	0	0	(74,171)	(34,147,443)	0	0	(38,221,614)	146,451,949
0	95-3003951	MetLife Auto & Home Insurance Agency, Inc.	0	0	0	0	14,594	0	0	0	14,594	0
34339	13-2915260	Metropolitan Group Property and Casualty Insurance Company	(41,000,000)	0	0	0	3,512,979	(123,799,528)	0	0	(161,286,549)	700,104,791
13938	75-2483187	Metropolitan Lloyds Insurance Company of Texas	0	0	0	0	(17,336)	24,074,575	0	0	24,057,239	198,592,163
87726	06-0566090	Brighthouse Life Insurance Company	0	(640,169,111)	(352,261,849)	0	(390,680,780)	434,555,767	0	228,349,006	(720,206,967)	19,468,020,420
0	47-4161401	ML 1065 Hotel, LLC	0	(1,515,685)	0	0	0	0	0	0	(1,515,685)	0
0		Brighthouse Renewables Holdings, LLC	0	(4,351,133)	0	0	0	0	0	0	(4,351,133)	0
0	01-0893117	Brighthouse Connecticut Properties Ventures, LLC	0	(997,324)	0	0	0	0	0	0	(997,324)	0
0		One Financial Place Corporation	0	0	0	0	28	0	0	0	28	0
0		Euro TI Investments, LLC	0	(3,771,747)	0	0	0	0	0	0	(3,771,747)	0
0		MetLife USA Assignment Company	0	(10,629,772)	0	0	444	0	0	0	(10,629,328)	0
0	74-3261395	TLA Holdings LLC	8,700,000	(8,700,000)	0	0	0	0	0	0	0	0
0	51-0099394	The Prospect Company	(8,700,000)	0	0	0	(3,806,052)	0	0	0	(12,506,052)	0
0		Euro TL Investments LLC	0	(3)	0	0	0	0	0	0	(3)	0
0		MetLife Property Ventures Canada ULC	0	106,226	0	0	0	0	0	0	106,226	0
97136	13-3114906	Metropolitan Tower Life Insurance Company	0	(12,709,862)	39,403,395	0	(32,098,261)	36,633,989	0	314,586	31,543,847	704,369,993
0		Entrecap Real Estate II, LLC	0	(199,076)	0	0	0	0	0	0	(199,076)	0
0		MTL Leasing, LLC	0	(25,000)	0	0	0	0	0	0	(25,000)	0
0	52-1528581	SafeGuard Health Enterprises, Inc.	0	0	0	0	6,994,713	0	0	0	6,994,713	0
95747	93-0864866	Safeguard Health Plans, Inc (NV)	0	0	0	0	1,251	0	0	0	1,251	0
0	33-0733552	MetLife Health Plans, Inc. (NJ)	0	0	0	0	33,431	0	0	0	33,431	0
0	95-2879515	Safeguard Health Plans, Inc (CA)	0	0	0	0	(11,151,637)	0	0	0	(11,151,637)	0
79014	33-0515751	SafeHealth Life Insurance Company (CA)	0	0	0	0	(43,483)	0	0	0	(43,483)	0
52009	65-0073323	Safeguard Health Plans, Inc (FL)	0	0	0	0	(3,272,101)	0	0	0	(3,272,101)	0
95051	75-2046497	Safeguard Health Plans, Inc (TX)	0	0	0	0	(3,665,527)	0	0	0	(3,665,527)	0
0	AA-2280000	MetLife Chile Seguros de Vida S.A.	0	0	0	0	(6,513,474)	(518,898)	0	0	(7,032,372)	5,348,575
0	20-5707084	MetLife Services and Solutions, LLC	0	0	0	0	(239,602,860)	0	0	0	(239,602,860)	0
0		MetLife Solutions Pte. LTD	0	0	0	0	(430,196)	0	0	0	(430,196)	0
0	36-3665871	Cova Life Management Company	0	0	0	0	19,262	0	0	0	19,262	0
0	98-1099650	MetLife Global Benefits, Ltd	0	0	0	0	(2,134,540)	(1,054,442)	0	0	(3,188,982)	946,955
0	22-3805708	Newbury Insurance Company, Limited	0	0	0	0	(88,894)	0	0	0	(88,894)	0
60992	13-3690700	Brighthouse Life Insurance Company NY	0	0	36,297,814	0	16,712,322	(46,120,331)	0	12,669,629	19,559,434	275,496,793
0	13-3179826	Enterprise General Insurance Agency, Inc.	(4,000,000)	0	0	0	7,337	0	0	0	(3,992,663)	0
0		MetLife Servicios S.A.	0	0	0	0	1,235,200	0	0	0	1,235,200	0
13626	20-5819518	MetLife Reinsurance Company of Charleston	0	0	0	0	(602,807)	(115,836,759)	0	0	(116,439,566)	(12,557,724,458)

98.2

SCHEDULE Y

PART 2 - SUMMARY OF INSURER'S TRANSACTIONS WITH ANY AFFILIATES

1	2	3	4	5	6	7	8	9	10	11	12	13
NAIC Company Code	ID Number	Names of Insurers and Parent, Subsidiaries or Affiliates	Shareholder Dividends	Capital Contributions	Purchases, Sales or Exchanges of Loans, Securities, Real Estate, Mortgage Loans or Other Investments	Income/ (Disbursements) Incurred in Connection with Guarantees or Undertakings for the Benefit of any Affiliate(s)	Management Agreements and Service Contracts	Income/ (Disbursements) Incurred under Reinsurance Agreements	*	Any Other Material Activity Not in the Ordinary Course of the Insurer's Business	Totals	Reinsurance Recoverable/ (Payable) on Losses and/or Reserve Credit Taken/ (Liability)
0		MetLife Reinsurance Company of DE	0	(1,100,000,000)	1,100,000,000	0	(79,934)	0		0	(79,934)	0
0	26-6122204	MetLife Capital Trust IV	0	0	(214,900)	0	0	0		(375,000)	(589,900)	0
0	26-6288172	MetLife Capital Trust X	0	750,000,000	0	0	0	0		0	750,000,000	0
0		MetLife Home Loans LLC	0	0	0	0	(1,508,588)	0		0	(1,508,588)	0
0	55-0790010	MetLife Group, Inc.	0	0	0	0	2,276,814,235	0		0	2,276,814,235	0
0		MetLife Investment Management, LLC	0	0	0	0	1,944,231	0		0	1,944,231	0
0	43-1906210	MetLife Investors Distribution Company	0	0	(20,000,000)	0	(312,337,624)	0		0	(332,337,624)	0
0	04-3240897	MetLife Advisers, LLC	0	0	0	0	(1,270,194)	0		(385,936,397)	(387,206,591)	0
13092	26-1511401	MetLife Reinsurance Company of Vermont	0	(877,985,076)	15,169,150	0	(24,990,071)	(1,166,525,660)		0	(2,054,331,657)	(3,493,499,255)
62634	51-0104167	Delaware American Life Insurance Company	(15,000,000)	0	0	0	(22,885,522)	(639,207)		0	(38,524,729)	(11,079,699)
0	27-1206753	MetLife Consumer Services, Inc.	0	0	0	0	(4,348,303)	0		0	(4,348,303)	0
60690	98-0000065	American Life Insurance Company	991,025,150	9,918,728	81,759,893	0	(428,317,974)	(26,208,841)		(6,428)	628,170,528	(50,166,700)
0		MetLife Services Cyprus Ltd	0	0	0	0	(727,625)	0		0	(727,625)	0
0		Communications One Kabushiki Kaisha (Japan)	0	0	0	0	5,996,085	0		0	5,996,085	0
0		MetLife, Life Insurance Company (Egypt)	0	0	0	0	(2,921,539)	(226,722)		0	(3,148,261)	10,109,260
0	AA-1580066	MetLife Insurance K.K. (Japan)	(622,025,150)	0	(248,305,732)	0	(67,954,192)	(2,818,025)		0	(941,103,099)	0
0		ALICO Bulgaria Zivotozastrahovatelno Druzestvo EAD	0	0	0	0	0	(290)		0	(290)	160
0		MetLife Solutions S.A.S. (France)	0	0	0	0	1,818,492	0		0	1,818,492	0
0		MetLife Mutual Fund Management Company (Greece)	0	0	0	0	(1,128,099)	0		0	(1,128,099)	0
0		MetLife Services, Sociedad Limitada (Spain)	0	0	0	0	(15,810)	0		0	(15,810)	0
0		MetLife Towarzystwo Ubezpiecze? na ?ycie i Reasekuracji S.A. (Poland)	0	0	0	0	(9,921,326)	0		0	(9,921,326)	0
0		MetLife Services Sp. z o.o. (Poland)	0	0	0	0	7,096,109	0		0	7,096,109	0
0		MetLife Towarzystwo Funduszy Inwestycyjnych S.A. (Poland)	0	0	0	0	(1,050,565)	0		0	(1,050,565)	0
0		MetLife Powszechno Towarzystwo Emerytalne (Poland)	0	0	0	0	(750,881)	0		0	(750,881)	0
0		MetLife Societate de Administrare a unui Fond de Pensii Administrat Priv	0	0	0	0	(96,995)	0		0	(96,995)	0
0		Joint Stock Company MetLife Insurance Company (formerly Closed Joint	0	0	0	0	359,245	(1,491,531)		0	(1,132,286)	4,549,893
0		MetLife Slovakia s.r.o. (Slovakia)	0	0	0	0	21,423,015	0		0	21,423,015	0
0		PJSC MetLife (Ukraine)	0	0	0	0	43,963	(105,307)		0	(61,344)	385,794
0		ALICO Hellas Single Member Limited Liability Company (Greece)	0	0	0	0	8,358	0		0	8,358	0
0		MetLife Asset Management Corp. (Japan)	0	0	0	0	24,083,809	0		0	24,083,809	0
0		MetLife Mas, S.A. de C.V. (Mexico)	0	0	0	0	26,683	(81,144)		0	(54,461)	0
0		MetLife Columbia Seguros de Vida S.A. (Columbia)	0	0	0	0	(2,126,178)	35,414		0	(2,090,764)	3,914,248
0	13-3912049	ALICO Properties, Inc. (USA-Delaware)	0	(9,918,728)	0	0	0	0		0	(9,918,728)	0
0	13-5581829	MetLife Member Solaire, LLC	0	12,252,277	0	0	0	0		0	12,252,277	0
0	AA-2980001	MetLife Seguros S.A. (Uruguay)	0	0	0	0	(184,612)	(487,500)		0	(672,112)	234,553
0		Global Properties, Inc. Japan Branch	0	0	0	0	7,273,638	0		0	7,273,638	0
0		MetLife Global Holding Company I GmbH (Swiss)	(2,569,000,000)	0	0	0	0	0		0	(2,569,000,000)	0
0		MetLife Insurance Limited (UK)	0	0	0	0	4,963,880	0		0	4,963,880	12,189,179
0		MetLife Europe Services Limited (Ireland)	0	0	0	0	82,192,479	0		0	82,192,479	0
0		MetLife Europe Insurance d.a.c	0	0	0	0	(2,482,664)	(5,412,707)		0	(7,895,371)	0
0	AA-1780108	MetLife Europe d.a.c.	0	0	0	0	(109,133,361)	858,460		(257,761)	(108,532,662)	13,715,311
34031		MetLife Pensions Trustees Limited	0	0	0	0	0	0		257,761	257,761	0

983

986

SCHEDULE Y

PART 2 - SUMMARY OF INSURER'S TRANSACTIONS WITH ANY AFFILIATES

1	2	3	4	5	6	7	8	9	10	11	12	13
NAIC Company Code	ID Number	Names of Insurers and Parent, Subsidiaries or Affiliates	Shareholder Dividends	Capital Contributions	Purchases, Sales or Exchanges of Loans, Securities, Real Estate, Mortgage Loans or Other Investments	Income/ (Disbursements) Incurred in Connection with Guarantees or Undertakings for the Benefit of any Affiliate(s)	Management Agreements and Service Contracts	Income/ (Disbursements) Incurred under Reinsurance Agreements	*	Any Other Material Activity Not in the Ordinary Course of the Insurer's Business	Totals	Reinsurance Recoverable/ (Payable) on Losses and/or Reserve Credit Taken/ (Liability)
0		MetLife Life Insurance Company S.A. (Greece)	0	0	0	0	4,694,107	1,512,124		0	6,206,231	2,218,110
0		PREFCO XX Limited Partnership	0	116,585	0	0	0	0		0	116,585	0
0		Plaza Drive Properties	0	(29,859)	0	0	0	0		0	(29,859)	0
0	AA-1860015	MetLife Emeklilik ve Hayat A.S. (Turkey)	0	0	0	0	95,446	(862,748)		0	(767,302)	3,325,459
0	80-0946518	MetLife Core Property Fund, LP	0	200,000,000	0	0	0	0		0	200,000,000	0
0		MetLife Reinsurance Company of Bermuda Ltd	0	0	(18,023,188)	0	(2,069,552)	81,021		0	(20,011,719)	89,798
0		MetLife FM Hotel Member, LLC	0	(3,866,114)	0	0	0	0		0	(3,866,114)	0
0	20-8262386	Logan Circle Partners, L. P.	0	0	0	0	(1,724,206)	0		0	(1,724,206)	0
0		ML-AI MetLife Member 2, LLC	0	2,392,318	0	0	0	0		0	2,392,318	0
0	20-8349277	Sandpiper Cove Associates II, LLC	0	196,423	0	0	0	0		0	196,423	0
0	47-3741955	ML Mililani Member, LLC	0	(1,026,900)	0	0	0	0		0	(1,026,900)	0
0		Park Tower JV Member, LLC	0	32,867,597	0	0	0	0		0	32,867,597	0
0		MetLife SP Holdings, LLC	0	(30,000,000)	0	0	0	0		0	(30,000,000)	0
0	46-5563450	Buford Logistics Center, LLC	0	(1,325,418)	0	0	0	0		0	(1,325,418)	0
0		ML North Brand Member, LLC	0	(36,961,091)	0	0	0	0		0	(36,961,091)	0
0	81-0770888	MetLife Treat Towers Member, LLC (11000)	0	(299,794)	0	0	0	0		0	(299,794)	0
0	47-5228317	MCPPI Owners, LLC	0	11,622,265	0	0	0	0		0	11,622,265	0
0		MetLife Chile Inversiones Limitada	0	0	0	0	1,331,706	0		0	1,331,706	0
0		Sino-US United Metlife Insurance Company	(13,000,000)	0	0	0	0	(1,681,920)		0	(14,681,920)	2,839,262
0		ML-AI MetLife Member 3, LLC	0	24,666,135	0	0	0	0		0	24,666,135	0
0		MetLife HCMJV 1 LP, LLC	0	175,790,075	0	0	0	0		0	175,790,075	0
0		MetLife Ontario Street Member, LLC	0	(369,659)	0	0	0	0		0	(369,659)	0
0		1925 WJC, LLC	0	873,278	0	0	0	0		0	873,278	0
0		MetLife Ireland Treasury Limited	0	0	(15,169,150)	0	0	0		0	(15,169,150)	0
0		MetLife EU Holding Company Limited (Ireland)	0	0	(81,759,893)	0	0	0		0	(81,759,893)	0
0		MetLife Reinsurance Company of MRSC	0	0	0	0	0	18,285,167		0	18,285,167	0
0		MetLife Assignment Company	0	0	100,000	0	0	0		0	100,000	0
9999999	Control Totals		0	0	0	0	0	0	XXX	0	0	(74,670,627)

98.4

Detailed Explanation

This explanation explains the affiliated section - Stochastic calculation of reserves is done at the company level w/ assumptions specific to the company and different mixes of business of each company can produce different results. Therefore there are different reserves for the affiliated assuming/ceding companies that reinsure certain products' risks.

Metropolitan Casualty Insurance Company

SUPPLEMENTAL EXHIBITS AND SCHEDULES INTERROGATORIES

The following supplemental reports are required to be filed as part of your statement filing unless specifically waived by the domiciliary state. However, in the event that your domiciliary state waives the filing requirement, your response of WAIVED to the specific interrogatory will be accepted in lieu of filing a "NONE" report and a bar code will be printed below. If the supplement is required of your company but is not being filed for whatever reason enter SEE EXPLANATION and provide an explanation following the interrogatory questions.

MARCH FILING

	Responses
1. Will an actuarial opinion be filed by March 1?	YES
2. Will the Supplemental Compensation Exhibit be filed with the state of domicile by March 1?	YES
3. Will the confidential Risk-Based Capital Report be filed with the NAIC by March 1?	YES
4. Will the confidential Risk-Based Capital Report be filed with the state of domicile, if required, by March 1?	YES

APRIL FILING

5. Will the Insurance Expense Exhibit be filed with the state of domicile and the NAIC by April 1?	YES
6. Will the Management's Discussion and Analysis be filed by April 1?	YES
7. Will the Supplemental Investment Risks Interrogatories be filed by April 1?	YES

MAY FILING

8. Will this company be included in a combined annual statement that is filed with the NAIC by May 1?	YES
---	-----

JUNE FILING

9. Will an audited financial report be filed by June 1?	YES
10. Will Accountants Letter of Qualifications be filed with the state of domicile and electronically with the NAIC by June 1?	YES

AUGUST FILING

11. Will the regulator-only (non-public) Communication of Internal Control Related Matters Noted in Audit be filed with the state of domicile and electronically with the NAIC (as a regulator-only non-public document) by August 1?	YES
---	-----

The following supplemental reports are required to be filed as part of your statement filing. However, in the event that your company does not transact the type of business for which the special report must be filed, your response of NO to the specific interrogatory will be accepted in lieu of filing a "NONE" report and a bar code will be printed below. If the supplement is required of your company but is not being filed for whatever reason, enter SEE EXPLANATION and provide an explanation following the interrogatory questions.

MARCH FILING

12. Will Schedule SIS (Stockholder Information Supplement) be filed with the state of domicile by March 1?	NO
13. Will the Financial Guaranty Insurance Exhibit be filed by March 1?	NO
14. Will the Medicare Supplement Insurance Experience Exhibit be filed with the state of domicile and the NAIC by March 1?	NO
15. Will Supplement A to Schedule T (Medical Professional Liability Supplement) be filed by March 1?	NO
16. Will the Trusteed Surplus Statement be filed with the state of domicile and the NAIC by March 1?	NO
17. Will the Premiums Attributed to Protected Cells Exhibit be filed by March 1?	NO
18. Will the Reinsurance Summary Supplemental Filing for General Interrogatory 9 be filed with the state of domicile and the NAIC by March 1?	NO
19. Will the Medicare Part D Coverage Supplement be filed with the state of domicile and the NAIC by March 1?	NO
20. Will the confidential Actuarial Opinion Summary be filed with the state of domicile, if required, by March 15 (or the date otherwise specified)?	YES
21. Will the Reinsurance Attestation Supplement be filed with the state of domicile and the NAIC by March 1?	YES
22. Will the Exceptions to the Reinsurance Attestation Supplement be filed with the state of domicile by March 1?	NO
23. Will the Bail Bond Supplement be filed with the state of domicile and the NAIC by March 1?	NO
24. Will the Director and Officer Insurance Coverage Supplement be filed with the state of domicile and the NAIC by March 1?	NO
25. Will an approval from the reporting entity's state of domicile for relief related to the five-year rotation requirement for lead audit partner be filed electronically with the NAIC by March 1?	NO
26. Will an approval from the reporting entity's state of domicile for relief related to the one-year cooling off period for independent CPA be filed electronically with the NAIC by March 1?	NO
27. Will an approval from the reporting entity's state of domicile for relief related to the Requirements for Audit Committees be filed electronically with the NAIC by March 1?	NO
28. Will the Supplemental Schedule for Reinsurance Counterparty Reporting Exception - Asbestos and Pollution Contracts be filed with the state of domicile and the NAIC by March 1?	NO

APRIL FILING

29. Will the Credit Insurance Experience Exhibit be filed with state of domicile and the NAIC by April 1?	NO
30. Will the Long-Term Care Experience Reporting Forms be filed with the state of domicile and the NAIC by April 1?	NO
31. Will the Accident and Health Policy Experience Exhibit be filed by April 1?	NO
32. Will the Supplemental Health Care Exhibit (Parts 1, 2 and 3) be filed with the state of domicile and the NAIC by April 1?	NO
33. Will the regulator-only (non-public) Supplemental Health Care Exhibit's Expense Allocation Report be filed with the state of domicile and the NAIC by April 1?	NO
34. Will the Cybersecurity and Identity Theft Insurance Coverage Supplement be filed with the state of domicile and the NAIC by April 1?	YES

AUGUST FILING

35. Will Management's Report of Internal Control Over Financial Reporting be filed with the state of domicile by August 1?	YES
--	-----

SUPPLEMENTAL EXHIBITS AND SCHEDULES INTERROGATORIES

The following supplemental reports are required to be filed as part of your statement filing unless specifically waived by the domiciliary state. However, in the event that your domiciliary state waives the filing requirement, your response of WAIVED to the specific interrogatory will be accepted in lieu of filing a "NONE" report and a bar code will be printed below. If the supplement is required of your company but is not being filed for whatever reason enter SEE EXPLANATION and provide an explanation following the interrogatory questions.

EXPLANATION:

BAR CODE:



- 1.
- 2.
- 3.
- 4.
- 5.
- 6.
- 7.
- 8.
- 9.
- 10.
- 11.

- 12. The data for this supplement is not required to be filed.
- 13. The data for this supplement is not required to be filed.
- 14. The data for this supplement is not required to be filed.
- 15. The data for this supplement is not required to be filed.
- 16. The data for this supplement is not required to be filed.
- 17. The data for this supplement is not required to be filed.
- 18. The data for this supplement is not required to be filed.
- 19. The data for this supplement is not required to be filed.

- 20.
- 21.

- 22. The data for this supplement is not required to be filed.
- 23. The data for this supplement is not required to be filed.
- 24. The data for this supplement is not required to be filed.
- 25. The data for this supplement is not required to be filed.
- 26. The data for this supplement is not required to be filed.
- 27. The data for this supplement is not required to be filed.
- 28. The data for this supplement is not required to be filed.
- 29. The data for this supplement is not required to be filed.
- 30. The data for this supplement is not required to be filed.
- 31. The data for this supplement is not required to be filed.
- 32. The data for this supplement is not required to be filed.
- 33. The data for this supplement is not required to be filed.

- 34.
- 35.



**Overflow Page
NONE**

**Overflow Page
NONE**

2017 ALPHABETICAL INDEX -- PROPERTY & CASUALTY ANNUAL STATEMENT BLANK

Assets	2	Schedule P-Part 2G-Special Liability (Ocean Marine, Aircraft (All Perils), Boiler & Machinery)	58
Cash Flow	5	Schedule P-Part 2H-Section 1-Other Liability-Occurrence	58
Exhibit of Capital Gains (Losses)	12	Schedule P-Part 2H-Section 2-Other Liability-Claims-Made	58
Exhibit of Net Investment Income	12	Schedule P-Part 2I-Spec. Prop. (Fire, Allied Lines, Inland Marine, Earthquake, Burglary, Theft)	59
Exhibit of Nonadmitted Assets	13	Schedule P-Part 2J-Auto Physical Damage	59
Exhibit of Premiums and Losses (State Page)	19	Schedule P-Part 2K-Fidelity, Surety	59
Five-Year Historical Data	17	Schedule P-Part 2L-Other (Including Credit, Accident and Health)	59
General Interrogatories	15	Schedule P-Part 2M-International	59
Jurat Page	1	Schedule P-Part 2N-Reinsurance - Nonproportional Assumed Property	60
Liabilities, Surplus and Other Funds	3	Schedule P-Part 2O-Reinsurance - Nonproportional Assumed Liability	60
Notes To Financial Statements	14	Schedule P-Part 2P-Reinsurance - Nonproportional Assumed Financial Lines	60
Overflow Page For Write-ins	100	Schedule P-Part 2R-Section 1-Products Liability-Occurrence	61
Schedule A-Part 1	E01	Schedule P-Part 2R-Section 2-Products Liability-Claims-Made	61
Schedule A-Part 2	E02	Schedule P-Part 2S-Financial Guaranty/Mortgage Guaranty	61
Schedule A-Part 3	E03	Schedule P-Part 2T-Warranty	61
Schedule A-Verification Between Years	SI02	Schedule P-Part 3A-Homeowners/Farmowners	62
Schedule B-Part 1	E04	Schedule P-Part 3B-Private Passenger Auto Liability/Medical	62
Schedule B-Part 2	E05	Schedule P-Part 3C-Commercial Auto/Truck Liability/Medical	62
Schedule B-Part 3	E06	Schedule P-Part 3D-Workers' Compensation (Excluding Excess Workers Compensation)	62
Schedule B-Verification Between Years	SI02	Schedule P-Part 3E-Commercial Multiple Peril	62
Schedule BA-Part 1	E07	Schedule P-Part 3F-Section 1-Medical Professional Liability-Occurrence	63
Schedule BA-Part 2	E08	Schedule P-Part 3F-Section 2-Medical Professional Liability-Claims-Made	63
Schedule BA-Part 3	E09	Schedule P-Part 3G-Special Liability (Ocean Marine, Aircraft (All Perils), Boiler & Machinery)	63
Schedule BA-Verification Between Years	SI03	Schedule P-Part 3H-Section 1-Other Liability-Occurrence	63
Schedule D-Part 1	E10	Schedule P-Part 3H-Section 2-Other Liability-Claims-Made	63
Schedule D-Part 1A-Section 1	SI05	Schedule P-Part 3I-Spec. Prop. (Fire, Allied Lines, Inland Marine, Earthquake, Burglary, Theft)	64
Schedule D-Part 1A-Section 2	SI08	Schedule P-Part 3J-Auto Physical Damage	64
Schedule D-Part 2-Section 1	E11	Schedule P-Part 3K-Fidelity/Surety	64
Schedule D-Part 2-Section 2	E12	Schedule P-Part 3L-Other (Including Credit, Accident and Health)	64
Schedule D-Part 3	E13	Schedule P-Part 3M-International	64
Schedule D-Part 4	E14	Schedule P-Part 3N-Reinsurance - Nonproportional Assumed Property	65
Schedule D-Part 5	E15	Schedule P-Part 3O-Reinsurance - Nonproportional Assumed Liability	65
Schedule D-Part 6-Section 1	E16	Schedule P-Part 3P-Reinsurance - Nonproportional Assumed Financial Lines	65
Schedule D-Part 6-Section 2	E16	Schedule P-Part 3R-Section 1-Products Liability-Occurrence	66
Schedule D-Summary By Country	SI04	Schedule P-Part 3R-Section 2-Products Liability-Claims-Made	66
Schedule D-Verification Between Years	SI03	Schedule P-Part 3S-Financial Guaranty/Mortgage Guaranty	66
Schedule DA-Part 1	E17	Schedule P-Part 3T-Warranty	66
Schedule DA-Verification Between Years	SI10	Schedule P-Part 4A-Homeowners/Farmowners	67
Schedule DB-Part A-Section 1	E18	Schedule P-Part 4B-Private Passenger Auto Liability/Medical	67
Schedule DB-Part A-Section 2	E19	Schedule P-Part 4C-Commercial Auto/Truck Liability/Medical	67
Schedule DB-Part A-Verification Between Years	SI11	Schedule P-Part 4D-Workers' Compensation (Excluding Excess Workers Compensation)	67
Schedule DB-Part B-Section 1	E20	Schedule P-Part 4E-Commercial Multiple Peril	67
Schedule DB-Part B-Section 2	E21	Schedule P-Part 4F-Section 1-Medical Professional Liability-Occurrence	68
Schedule DB-Part B-Verification Between Years	SI11	Schedule P-Part 4F-Section 2-Medical Professional Liability-Claims-Made	68
Schedule DB-Part C-Section 1	SI12	Schedule P-Part 4G-Special Liability (Ocean Marine, Aircraft (All Perils), Boiler & Machinery)	68
Schedule DB-Part C-Section 2	SI13	Schedule P-Part 4H-Section 1-Other Liability-Occurrence	68
Schedule DB-Part D-Section 1	E22	Schedule P-Part 4H-Section 2-Other Liability-Claims-Made	68
Schedule DB-Part D-Section 2	E23	Schedule P-Part 4I-Spec. Prop. (Fire, Allied Lines, Inland Marine, Earthquake, Burglary & Theft)	69
Schedule DB-Verification	SI14	Schedule P-Part 4J-Auto Physical Damage	69
Schedule DL-Part 1	E24	Schedule P-Part 4K-Fidelity/Surety	69
Schedule DL-Part 2	E25	Schedule P-Part 4L-Other (Including Credit, Accident and Health)	69
Schedule E-Part 1-Cash	E26	Schedule P-Part 4M-International	69
Schedule E-Part 2-Cash Equivalents	E27	Schedule P-Part 4N-Reinsurance - Nonproportional Assumed Property	70
Schedule E-Part 3-Special Deposits	E28	Schedule P-Part 4O-Reinsurance - Nonproportional Assumed Liability	70
Schedule E-Verification Between Years	SI15	Schedule P-Part 4P-Reinsurance - Nonproportional Assumed Financial Lines	70
Schedule F-Part 1	20	Schedule P-Part 4R-Section 1-Products Liability-Occurrence	71
Schedule F-Part 2	21	Schedule P-Part 4R-Section 2-Products Liability-Claims-Made	71
Schedule F-Part 3	22	Schedule P-Part 4S-Financial Guaranty/Mortgage Guaranty	71
Schedule F-Part 4	23	Schedule P-Part 4T-Warranty	71
Schedule F-Part 5	24	Schedule P-Part 5A-Homeowners/Farmowners	72
Schedule F-Part 6-Section 1	25	Schedule P-Part 5B-Private Passenger Auto Liability/Medical	73
Schedule F-Part 6-Section 2	26	Schedule P-Part 5C-Commercial Auto/Truck Liability/Medical	74
Schedule F-Part 7	27	Schedule P-Part 5D-Workers' Compensation (Excluding Excess Workers Compensation)	75
Schedule F-Part 8	28	Schedule P-Part 5E-Commercial Multiple Peril	76
Schedule F-Part 9	29	Schedule P-Part 5F-Medical Professional Liability-Claims-Made	78
Schedule H-Accident and Health Exhibit-Part 1	30	Schedule P-Part 5F-Medical Professional Liability-Occurrence	77
Schedule H-Part 2, Part 3 and Part 4	31	Schedule P-Part 5H-Other Liability-Claims-Made	80
Schedule H-Part 5-Health Claims	32	Schedule P-Part 5H-Other Liability-Occurrence	79
Schedule P-Part 1-Summary	33	Schedule P-Part 5R-Products Liability-Claims-Made	82
Schedule P-Part 1A-Homeowners/Farmowners	35	Schedule P-Part 5R-Products Liability-Occurrence	81
Schedule P-Part 1B-Private Passenger Auto Liability/Medical	36	Schedule P-Part 5T-Warranty	83
Schedule P-Part 1C-Commercial Auto/Truck Liability/Medical	37	Schedule P-Part 6C-Commercial Auto/Truck Liability/Medical	84
Schedule P-Part 1D-Workers' Compensation (Excluding Excess Workers Compensation)	38	Schedule P-Part 6D-Workers' Compensation (Excluding Excess Workers Compensation)	84
Schedule P-Part 1E-Commercial Multiple Peril	39	Schedule P-Part 6E-Commercial Multiple Peril	85
Schedule P-Part 1F-Section 1-Medical Professional Liability-Occurrence	40	Schedule P-Part 6H-Other Liability-Claims-Made	86
Schedule P-Part 1F-Section 2-Medical Professional Liability-Claims-Made	41	Schedule P-Part 6H-Other Liability-Occurrence	85
Schedule P-Part 1G-Special Liability (Ocean, Marine, Aircraft (All Perils), Boiler & Machinery)	42	Schedule P-Part 6M-International	86
Schedule P-Part 1H-Section 1-Other Liability-Occurrence	43	Schedule P-Part 6N-Reinsurance - Nonproportional Assumed Property	87
Schedule P-Part 1H-Section 2-Other Liability-Claims-Made	44	Schedule P-Part 6O-Reinsurance - Nonproportional Assumed Liability	87
Schedule P-Part 1I-Spec. Prop. (Fire, Allied Lines, Inland Marine, Earthquake, Burglary & Theft)	45	Schedule P-Part 6R-Products Liability-Claims-Made	88
Schedule P-Part 1J-Auto Physical Damage	46	Schedule P-Part 6R-Products Liability-Occurrence	88
Schedule P-Part 1K-Fidelity/Surety	47	Schedule P-Part 7A-Primary Loss Sensitive Contracts	89
Schedule P-Part 1L-Other (Including Credit, Accident and Health)	48	Schedule P-Part 7B-Reinsurance Loss Sensitive Contracts	91
Schedule P-Part 1M-International	49	Schedule P Interrogatories	93
Schedule P-Part 1N-Reinsurance - Nonproportional Assumed Property	50	Schedule T-Exhibit of Premiums Written	94
Schedule P-Part 1O-Reinsurance - Nonproportional Assumed Liability	51	Schedule T-Part 2-Interstate Compact	95
Schedule P-Part 1P-Reinsurance - Nonproportional Assumed Financial Lines	52	Schedule Y-Information Concerning Activities of Insurer Members of a Holding Company Group	96
Schedule P-Part 1R-Section 1-Products Liability-Occurrence	53	Schedule Y-Detail of Insurance Holding Company System	97
Schedule P-Part 1R-Section 2-Products Liability-Claims-Made	54	Schedule Y-Part 2-Summary of Insurer's Transactions With Any Affiliates	98
Schedule P-Part 1S-Financial Guaranty/Mortgage Guaranty	55	Statement of Income	4
Schedule P-Part 1T-Warranty	56	Summary Investment Schedule	SI01
Schedule P-Part 2, Part 3 and Part 4 - Summary	34	Supplemental Exhibits and Schedules Interrogatories	99
Schedule P-Part 2A-Homeowners/Farmowners	57	Underwriting and Investment Exhibit Part 1	6
Schedule P-Part 2B-Private Passenger Auto Liability/Medical	57	Underwriting and Investment Exhibit Part 1A	7
Schedule P-Part 2C-Commercial Auto/Truck Liability/Medical	57	Underwriting and Investment Exhibit Part 1B	8
Schedule P-Part 2D-Workers' Compensation (Excluding Excess Workers Compensation)	57	Underwriting and Investment Exhibit Part 2	9
Schedule P-Part 2E-Commercial Multiple Peril	57	Underwriting and Investment Exhibit Part 2A	10
Schedule P-Part 2F-Section 1-Medical Professional Liability-Occurrence	58	Underwriting and Investment Exhibit Part 3	11
Schedule P-Part 2F-Section 2-Medical Professional Liability-Claims-Made	58		

2018 SCHEDULE F - PART 3

Ceded Reinsurance as of December 31, Current Year (000 Omitted)

1	2	3	4	5	6	Reinsurance Recoverable on								16	Reinsurance Payable		19	20	
						7	8	9	10	11	12	13	14		15	17			18
ID Number	NAIC Company Code	Name of Reinsurer	Domiciliary Jurisdiction	Special Code	Reinsurance Premiums Ceded	Paid Losses	Paid LAE	Known Case Loss Reserves	Known Case LAE Reserves	IBNR Loss Reserves	IBNR LAE Reserves	Unearned Premiums	Contingent Commissions	Col. 7 through 14 Totals	Amount in Dispute Include in Column 15	Ceded Balances Payable	Other Amounts Due to Reinsurers	Net Amount Recoverable from Reinsurers (Cols. 15 - [17 + 18])	Funds Held by Company Under Reinsurance Treaties
														.0				0	

2018 SCHEDULE F - PART 3 (Continued)
 Ceded Reinsurance as of December 31, Current Year (000 Omitted)

ID Number from Col. 1	Name of Reinsurer from Col. 3	Collateral				25 Total Funds Held & Collateral (Cols. 17 + 18 + 20 + 21 + 22 + 24; but not in Excess of Col. 15)	26 Net Recoverable Net of Funds Held & Collateral (Cols. 15 - 25)	27 Applicable Sch. F Penalty (Col. 78)	Ceded Reinsurance Credit Risk								
		21 Multiple Beneficiary Trusts	22 Letters of Credit	23 Issuing or Confirming Bank Reference Number	24 Single Beneficiary Trusts & Other Allowable Collateral				28 Total Amount Recoverable from Reinsurers Less Penalty (Cols. 15 - 27)	29 Stressed Recoverable (Col. 28 * 120%)	30 Reinsurance Payable & Funds Held (Cols. 17 + 18 + 20; but not in Excess of Col. 29)	31 Stressed Recoverable (Cols. 29 - 30)	32 Total Collateral (Cols. 21 + 22 + 24; but not in Excess of Col. 31)	33 Stressed Net Recoverable Net of Collateral Offsets (Cols. 31 - 32)	34 Reinsurer Designation Equivalent	35 Credit Risk on Collateralized Recoverables (Col. 32 * Factor Applicable to Reinsurer Designation Equivalent in Col. 34)	36 Credit Risk on Uncollateralized Recoverables (Col. 33 * Factor Applicable to Reinsurer Designation Equivalent in Col. 34)
.....

2018 SCHEDULE F - PART 3 (Continued)
 Ceded Reinsurance as of December 31, Current Year (000 Omitted)

ID Number from Col. 1	Name of Reinsurer from Col. 3	Reinsurance Recoverable on Paid Losses and Paid Loss Adjustment Expenses						44 Total Recoverable on Paid Losses & LAE Amounts in Dispute Included in Col. 43	45 Recoverable on Paid Losses & LAE Over 90 Days Past Due Amounts in Dispute Included in Cols. 40 & 41	46 Total Recoverable on Paid Losses & LAE Amounts Not in Dispute (Cols. 43 - 44)	47 Recoverable on Paid Losses & LAE Over 90 Days Past Due Amounts Not in Dispute (Cols. 40 + 41 - 45)	48 Amounts Received Prior 90 Days	49 Percentage Overdue (Col. 42 / Col. 43)	50 Percentage of Amounts More Than 90 Days Overdue Not in Dispute (Col. 47 / [Cols. 46 + 48])	51 Percentage More Than 120 Days Overdue (Col. 41 / Col. 43)	52 Is the Amount in Col. 50 Less than 20%? (Yes or No)	53 Amounts in Col. 47 for Reinsurers with Values Less Than 20% in Col. 50	
		37	Overdue				43 Total Due Cols. 37 + 42 (In Total Should Equal Cols. 7 + 8)											
		Current	38 1 to 29 Days	39 30 - 90 Days	40 91 - 120 Days	41 Over 120 Days												42 Total Overdue Cols. 38 + 39 + 40 + 41
.....

2018 SCHEDULE F - PART 3 (Continued)
 Ceded Reinsurance as of December 31, Current Year (000 Omitted)

ID Number from Col. 1	Name of Reinsurer from Col. 3	Provision for Certified Reinsurance													Complete if Col. 52 = "No"; Otherwise Enter 0			69 Provision for Overdue Reinsurance Ceded to Certified Reinsurers (Greater of [Cols. 62 + 65] or Col. 68; Not to Exceed Col. 63)
		54	55	56	57	58	59	60	61	62	63	64	65	66	67	68		
		Certified Reinsurer Rating (1 through 6)	Effective Date of Certified Reinsurer Rating	Percent Collateral Required for Full Credit (0% through 100%)	Catastrophe Recoverables Qualifying for Collateral Deferral	Net Recoverables Subject to Collateral Requirements for Full Credit (Cols. 19 - 57)	Dollar Amount of Collateral Required (Col. 56 * Col. 58)	Percent of Collateral Provided for Net Recoverables Subject to Collateral Requirements ((Col. 20 + Col. 21 + Col. 22 + Col. 24) / Col. 58)	Percent Credit Allowed on Net Recoverables Subject to Collateral Requirements (Col. 60 / Col. 56, but Not to Exceed 100%)	20% of Recoverable on Paid Losses & LAE over 90 Days Past Due Amounts in Dispute (Col. 45 * 20%)	Amount of Credit Allowed for Net Recoverables (Col. 57 + [Col. 58 * Col. 61])	Provision for Reinsurance with Certified Reinsurers Due to Collateral Deficiency (Cols. 19 - 63)	20% of Recoverable on Paid Losses & LAE Over 90 Days Past Due Amounts Not in Dispute (Col. 47 * 20%)	Total Collateral Provided (Col. 20 + Col. 21 + Col. 22 + Col. 24 Not to Exceed Col. 63)	Net Unsecured Recoverable for Which Credit is Allowed (Cols. 63 - 66)	20% of Amount in Col. 67		
.....	

2018 SCHEDULE F - PART 3 (Continued)
 Ceded Reinsurance as of December 31, Current Year (000 Omitted)

ID Number from Col. 1	Name of Reinsurer from Col. 3	70 20% of Recoverable on Paid Losses & LAE Over 90 Days Past Due Amounts Not in Dispute (Col. 47 * 20%)	Provision for Unauthorized Reinsurance		Provision for Overdue Authorized Reinsurance		Total Provision for Reinsurance				
			71 Provision for Reinsurance with Unauthorized Reinsurers Due to Collateral Deficiency (Col. 26)	72 Provision for Overdue Reinsurance from Unauthorized Reinsurers and Amounts in Dispute (Col. 70 + 20% of the Amount in Col 16)	73 Complete if Col. 52 = "Yes"; Otherwise Enter 0. 20% of Recoverable on Paid Losses & LAE Over 90 Days Past Due Amounts Not in Dispute + 20% of Recoverable on Paid Losses and LAE Over 90 Days Past Due Amounts in Dispute ([Col. 47 * 20%] + [Col. 45 * 20%])	74 Complete if Col. 52 = "No"; Otherwise Enter 0. Greater of 20% of Net Recoverable Net of Funds Held & Collateral, or 20% of Recoverable on Paid Losses & LAE Over 90 Days Past Due (Greater of Col. 26*20 or Cols. [40 + 41]*20%)	75 Provision for Amounts Ceded to Authorized Reinsurers (Cols. 73 + 74)	76 Provision for Amounts Ceded to Unauthorized Reinsurers (Cols. 71 + 72 Not in Excess of Col. 15)	77 Provision for Amounts Ceded to Certified Reinsurers (Cols. 64 + 69)	78 Total Provision for Reinsurance (Cols. 75 + 76 + 77)	
.....