



QUARTERLY STATEMENT

As of September 30, 2017
of the Condition and Affairs of the

Metropolitan Property and Casualty Insurance Company

NAIC Group Code.....241, 241 (Current Period) (Prior Period)	NAIC Company Code..... 26298	Employer's ID Number..... 13-2725441
Organized under the Laws of RI	State of Domicile or Port of Entry RI	Country of Domicile US
Incorporated/Organized..... August 31, 1972	Commenced Business..... December 8, 1972	
Statutory Home Office	700 Quaker Lane Warwick RI US 02886-6669 <i>(Street and Number) (City or Town, State, Country and Zip Code)</i>	
Main Administrative Office	700 Quaker Lane Warwick RI US 02886-6669 <i>(Street and Number) (City or Town, State, Country and Zip Code)</i>	401-827-2400 <i>(Area Code) (Telephone Number)</i>
Mail Address	PO Box 350, 700 Quaker Lane Warwick RI US 02887-0350 <i>(Street and Number or P. O. Box) (City or Town, State, Country and Zip Code)</i>	
Primary Location of Books and Records	700 Quaker Lane Warwick RI US 02886-6669 <i>(Street and Number) (City or Town, State, Country and Zip Code)</i>	800-638-4208 <i>(Area Code) (Telephone Number)</i>
Internet Web Site Address	www.metlife.com	
Statutory Statement Contact	Kevin Paul Swift <i>(Name)</i> kswift@metlife.com <i>(E-Mail Address)</i>	800-638-4208 <i>(Area Code) (Telephone Number) (Extension)</i> 401-827-2315 <i>(Fax Number)</i>

OFFICERS

Name	Title	Name	Title
1. Kishore Ponnnavolu	President	2. Maura Catherine Travers	Assistant General Counsel and Secretary
3. Michael John Bednarick	Vice President and Chief Financial Officer	4. John Dennis McCallion	Treasurer

OTHER

Michael John Abate	Vice President	Zulfi Shafaat Ahmed #	Senior Vice President and Chief Information Security Officer
William Donald Anderson #	Vice President and Assistant Treasurer	Robert Edward Bean	Vice President
Charles Cavas	Vice President and Associate General Counsel	Kevin Chean	Vice President
Marlene Beverly Debel	Executive Vice President	Darla Ann Finchum	Vice President
Barbara Jean Furr	Vice President	Paul Edward Gavin	Senior Vice President
Lorene Elsie Guardado #	Vice President	Lise Ann Hasegawa	Vice President
James William Koeger #	Vice President	Michelle Lee Kolodziejczak #	Vice President
Richard Paul Lonardo	Vice President	Jason Phillip Manske	Senior Vice President and Chief Hedging Officer
Patrick John Meyer	Vice President	Michael Valentine Neubauer	Vice President
Mick Lloyd Noland	Senior Vice President	Robert Francis Nostramo	Senior Vice President and General Counsel
Brenda Ann Perkins	Vice President	Christopher Timothy Rhodes	Vice President
Joseph Urba Rupp, Jr.	Vice President	Richard Andrew Stevens	Vice President and Controller
Calvin Tyrone Strong	Vice President	Donald Gerard Sullivan	Vice President

DIRECTORS OR TRUSTEES

Michael John Bednarick	Daniel A DeKeizer #	Marlene Beverly Debel	Todd Brian Katz
Kishore Ponnnavolu	Kevin Stanley Redgate	Randall Alan Stram #	

State of..... Rhode Island
County of..... Kent

The officers of this reporting entity being duly sworn, each depose and say that they are the described officers of said reporting entity, and that on the reporting period stated above, all of the herein described assets were the absolute property of the said reporting entity, free and clear from any liens or claims thereon, except as herein stated, and that this statement, together with related exhibits, schedules and explanations therein contained, annexed or referred to, is a full and true statement of all the assets and liabilities and of the condition and affairs of the said reporting entity as of the reporting period stated above, and of its income and deductions therefrom for the period ended, and have been completed in accordance with the NAIC *Annual Statement Instructions and Accounting Practices and Procedures* manual except to the extent that: (1) state law may differ; or, (2) that state rules or regulations require differences in reporting not related to accounting practices and procedures, according to the best of their information, knowledge and belief, respectively. Furthermore, the scope of this attestation by the described officers also includes the related corresponding electronic filing with the NAIC, when required, that is an exact copy (except for formatting differences due to electronic filing) of the enclosed statement. The electronic filing may be requested by various regulators in lieu of or in addition to the enclosed statement.

Kishore Ponnnavolu

Kishore Ponnnavolu
President

Maura Catherine Travers

Maura Catherine Travers
Assistant General Counsel and Secretary


Michael J Bednarick

Michael John Bednarick
Vice President and Chief Financial Officer

Subscribed and sworn to before me
This 3rd day of November, 2017

- a. Is this an original filing? Yes [X] No []
b. If no: 1. State the amendment number _____
2. Date filed _____
3. Number of pages attached _____

Deborah L Masterson
Deborah L. Masterson
Notary
June 24, 2021



ASSETS

	Current Statement Date			4 December 31 Prior Year Net Admitted Assets
	1 Assets	2 Nonadmitted Assets	3 Net Admitted Assets (Cols. 1 - 2)	
1. Bonds.....	2,965,475,757	0	2,965,475,757	2,881,506,666
2. Stocks:				
2.1 Preferred stocks.....	50,928,000	0	50,928,000	42,322,330
2.2 Common stocks.....	976,525,669	1,103,599	975,422,070	923,206,208
3. Mortgage loans on real estate:				
3.1 First liens.....	24,976,749	0	24,976,749	0
3.2 Other than first liens.....	0	0	0	0
4. Real estate:				
4.1 Properties occupied by the company (less \$.....0 encumbrances).....	106,800	0	106,800	131,681
4.2 Properties held for the production of income (less \$.....0 encumbrances).....	8,853,196	0	8,853,196	8,984,870
4.3 Properties held for sale (less \$.....0 encumbrances).....	0	0	0	0
5. Cash (\$.....(159,644,503)), cash equivalents (\$.....1,297,818) and short-term investments (\$.....11,165,596).....	(147,181,089)	0	(147,181,089)	(135,724,696)
6. Contract loans (including \$.....0 premium notes).....	0	0	0	0
7. Derivatives.....	3,703,236	0	3,703,236	7,240,200
8. Other invested assets.....	177,461,899	0	177,461,899	188,555,767
9. Receivables for securities.....	20,731,099	0	20,731,099	631,192
10. Securities lending reinvested collateral assets.....	0	0	0	0
11. Aggregate write-ins for invested assets.....	2,196	0	2,196	2,196
12. Subtotals, cash and invested assets (Lines 1 to 11).....	4,081,583,512	1,103,599	4,080,479,913	3,916,856,414
13. Title plants less \$.....0 charged off (for Title insurers only).....	0	0	0	0
14. Investment income due and accrued.....	41,034,996	0	41,034,996	37,014,632
15. Premiums and considerations:				
15.1 Uncollected premiums and agents' balances in the course of collection.....	21,157,421	6,539,924	14,617,497	13,738,722
15.2 Deferred premiums, agents' balances and installments booked but deferred and not yet due (including \$.....0 earned but unbilled premiums).....	1,203,736,704	0	1,203,736,704	1,153,431,193
15.3 Accrued retrospective premiums (\$.....0) and contracts subject to redetermination (\$.....0).....	0	0	0	0
16. Reinsurance:				
16.1 Amounts recoverable from reinsurers.....	4,803,937	1,077,438	3,726,499	5,078,770
16.2 Funds held by or deposited with reinsured companies.....	48,651	0	48,651	48,699
16.3 Other amounts receivable under reinsurance contracts.....	0	0	0	0
17. Amounts receivable relating to uninsured plans.....	0	0	0	0
18.1 Current federal and foreign income tax recoverable and interest thereon.....	2,083,417	0	2,083,417	0
18.2 Net deferred tax asset.....	150,276,457	0	150,276,457	146,463,908
19. Guaranty funds receivable or on deposit.....	1,783,463	0	1,783,463	1,119,304
20. Electronic data processing equipment and software.....	52,187,954	52,187,954	0	0
21. Furniture and equipment, including health care delivery assets (\$.....0).....	1,523,260	1,523,260	0	0
22. Net adjustment in assets and liabilities due to foreign exchange rates.....	0	0	0	0
23. Receivables from parent, subsidiaries and affiliates.....	1,699,118	0	1,699,118	0
24. Health care (\$.....0) and other amounts receivable.....	0	0	0	0
25. Aggregate write-ins for other than invested assets.....	400,118,645	25,341,413	374,777,232	356,951,527
26. Total assets excluding Separate Accounts, Segregated Accounts and Protected Cell Accounts (Lines 12 through 25).....	5,962,037,535	87,773,588	5,874,263,947	5,630,703,169
27. From Separate Accounts, Segregated Accounts and Protected Cell Accounts.....	0	0	0	0
28. Total (Lines 26 and 27).....	5,962,037,535	87,773,588	5,874,263,947	5,630,703,169

DETAILS OF WRITE-INS

1101. Recoverable on CJV foreign tax reclaim.....	2,196	0	2,196	2,196
1102.	0	0	0	0
1103.	0	0	0	0
1198. Summary of remaining write-ins for Line 11 from overflow page.....	0	0	0	0
1199. Totals (Lines 1101 thru 1103 plus 1198) (Line 11 above).....	2,196	0	2,196	2,196
2501. COLI.....	324,247,675	0	324,247,675	324,606,379
2502. Equities and deposits in mandatory pools and associations.....	37,759,960	0	37,759,960	26,390,647
2503. Receivable from other insurers.....	10,760,095	0	10,760,095	4,086,091
2598. Summary of remaining write-ins for Line 25 from overflow page.....	27,350,915	25,341,413	2,009,502	1,868,410
2599. Totals (Lines 2501 thru 2503 plus 2598) (Line 25 above).....	400,118,645	25,341,413	374,777,232	356,951,527

LIABILITIES, SURPLUS AND OTHER FUNDS

	1 Current Statement Date	2 December 31 Prior Year
1. Losses (current accident year \$.....585,858,494).....	1,319,687,875	1,260,657,677
2. Reinsurance payable on paid losses and loss adjustment expenses.....	(499)	38,623
3. Loss adjustment expenses.....	277,022,129	288,020,600
4. Commissions payable, contingent commissions and other similar charges.....	43,186,191	45,107,115
5. Other expenses (excluding taxes, licenses and fees).....	35,321,399	29,244,154
6. Taxes, licenses and fees (excluding federal and foreign income taxes).....	12,395,214	16,904,454
7.1 Current federal and foreign income taxes (including \$.....0 on realized capital gains (losses)).....	0	4,019,901
7.2 Net deferred tax liability.....	0	0
8. Borrowed money \$.....0 and interest thereon \$.....0.....	0	0
9. Unearned premiums (after deducting unearned premiums for ceded reinsurance of \$....19,553,512 and including warranty reserves of \$.....0 and accrued accident and health experience rating refunds including \$.....0 for medical loss ratio rebate per the Public Health Service Act).....	1,724,079,640	1,662,121,497
10. Advance premium.....	33,252,571	24,652,137
11. Dividends declared and unpaid:		
11.1 Stockholders.....	777,026	648,830
11.2 Policyholders.....	700,000	1,200,000
12. Ceded reinsurance premiums payable (net of ceding commissions).....	1,031,395	6,262,427
13. Funds held by company under reinsurance treaties.....	0	0
14. Amounts withheld or retained by company for account of others.....	3,680,301	2,586,785
15. Remittances and items not allocated.....	2,598,534	2,472,826
16. Provision for reinsurance (including \$.....0 certified).....	0	0
17. Net adjustments in assets and liabilities due to foreign exchange rates.....	0	0
18. Drafts outstanding.....	0	0
19. Payable to parent, subsidiaries and affiliates.....	5,328,638	5,884,596
20. Derivatives.....	2,221,869	29,674
21. Payable for securities.....	2,000,913	0
22. Payable for securities lending.....	0	0
23. Liability for amounts held under uninsured plans.....	0	0
24. Capital notes \$.....0 and interest thereon \$.....0.....	0	0
25. Aggregate write-ins for liabilities.....	6,440,914	9,762,597
26. Total liabilities excluding protected cell liabilities (Lines 1 through 25).....	3,469,724,110	3,359,613,893
27. Protected cell liabilities.....	0	0
28. Total liabilities (Lines 26 and 27).....	3,469,724,110	3,359,613,893
29. Aggregate write-ins for special surplus funds.....	0	0
30. Common capital stock.....	3,000,000	3,000,000
31. Preferred capital stock.....	315,000,000	315,000,000
32. Aggregate write-ins for other than special surplus funds.....	0	0
33. Surplus notes.....	0	0
34. Gross paid in and contributed surplus.....	1,101,058,128	1,101,058,129
35. Unassigned funds (surplus).....	985,481,709	852,031,147
36. Less treasury stock, at cost:		
36.10.000 shares common (value included in Line 30 \$.....0).....	0	0
36.20.000 shares preferred (value included in Line 31 \$.....0).....	0	0
37. Surplus as regards policyholders (Lines 29 to 35, less 36).....	2,404,539,837	2,271,089,276
38. Totals (Page 2, Line 28, Col. 3).....	5,874,263,947	5,630,703,169

DETAILS OF WRITE-INS

2501. Voluntary employee benefit liability.....	3,473,103	3,464,094
2502. Cash collateral received on derivatives.....	2,961,574	6,249,574
2503. Mandatory pools and associations premium deficiency reserve.....	5,548	5,548
2598. Summary of remaining write-ins for Line 25 from overflow page.....	689	43,381
2599. Totals (Lines 2501 thru 2503 plus 2598) (Line 25 above).....	6,440,914	9,762,597
2901.	0	0
2902.	0	0
2903.	0	0
2998. Summary of remaining write-ins for Line 29 from overflow page.....	0	0
2999. Totals (Lines 2901 thru 2903 plus 2998) (Line 29 above).....	0	0
3201.	0	0
3202.	0	0
3203.	0	0
3298. Summary of remaining write-ins for Line 32 from overflow page.....	0	0
3299. Totals (Lines 3201 thru 3203 plus 3298) (Line 32 above).....	0	0

STATEMENT OF INCOME

	1 Current Year to Date	2 Prior Year to Date	3 Prior Year Ended December 31
UNDERWRITING INCOME			
1. Premiums earned:			
1.1 Direct..... (written \$.....1,110,825,543).....	1,077,418,649	1,066,197,555	1,426,114,570
1.2 Assumed..... (written \$.....1,676,145,206).....	1,647,698,174	1,625,081,472	2,175,418,067
1.3 Ceded..... (written \$.....52,738,955).....	52,843,177	56,153,661	73,821,864
1.4 Net..... (written \$.....2,734,231,794).....	2,672,273,646	2,635,125,366	3,527,710,773
DEDUCTIONS:			
2. Losses incurred (current accident year \$.....1,717,336,354):			
2.1 Direct.....	666,251,886	636,361,122	839,337,998
2.2 Assumed.....	1,085,824,006	1,086,122,313	1,436,449,317
2.3 Ceded.....	25,913,465	20,339,819	32,372,222
2.4 Net.....	1,726,162,427	1,702,143,616	2,243,415,093
3. Loss adjustment expenses incurred.....	255,488,250	261,802,644	366,258,730
4. Other underwriting expenses incurred.....	700,738,034	705,469,445	925,392,937
5. Aggregate write-ins for underwriting deductions.....	0	0	0
6. Total underwriting deductions (Lines 2 through 5).....	2,682,388,711	2,669,415,705	3,535,066,760
7. Net income of protected cells.....	0	0	0
8. Net underwriting gain (loss) (Line 1 minus Line 6 + Line 7).....	(10,115,065)	(34,290,339)	(7,355,987)
INVESTMENT INCOME			
9. Net investment income earned.....	106,525,187	109,348,145	153,422,162
10. Net realized capital gains (losses) less capital gains tax of \$.....971,317.....	3,086,212	2,233,596	717,713
11. Net investment gain (loss) (Lines 9 + 10).....	109,611,399	111,581,741	154,139,875
OTHER INCOME			
12. Net gain or (loss) from agents' or premium balances charged off (amount recovered \$.....0 amount charged off \$.....8,812,506).....	(8,812,506)	(7,563,312)	(10,317,343)
13. Finance and service charges not included in premiums.....	2,599,966	2,957,710	3,898,162
14. Aggregate write-ins for miscellaneous income.....	(8,140,379)	(5,204,364)	(8,091,289)
15. Total other income (Lines 12 through 14).....	(14,352,919)	(9,809,966)	(14,510,470)
16. Net income before dividends to policyholders, after capital gains tax and before all other federal and foreign income taxes (Lines 8 + 11 + 15).....	85,143,415	67,481,436	132,273,418
17. Dividends to policyholders.....	70,141	(299,830)	0
18. Net income, after dividends to policyholders, after capital gains tax and before all other federal and foreign income taxes (Line 16 minus Line 17).....	85,073,274	67,781,266	132,273,418
19. Federal and foreign income taxes incurred.....	5,825,365	(12,266,103)	1,011,785
20. Net income (Line 18 minus Line 19) (to Line 22).....	79,247,909	80,047,369	131,261,633
CAPITAL AND SURPLUS ACCOUNT			
21. Surplus as regards policyholders, December 31 prior year.....	2,271,089,276	2,335,471,214	2,335,471,214
22. Net income (from Line 20).....	79,247,909	80,047,369	131,261,633
23. Net transfers (to) from Protected Cell accounts.....	0	0	0
24. Change in net unrealized capital gains or (losses) less capital gains tax of \$....4,978,767.....	63,494,340	42,357,030	44,827,810
25. Change in net unrealized foreign exchange capital gain (loss).....	(2,279,947)	2,029,232	1,335,486
26. Change in net deferred income tax.....	3,154,545	(6,223,277)	(5,226,608)
27. Change in nonadmitted assets.....	(5,867,446)	1,465,143	(3,641,120)
28. Change in provision for reinsurance.....	0	0	0
29. Change in surplus notes.....	0	0	0
30. Surplus (contributed to) withdrawn from protected cells.....	0	0	0
31. Cumulative effect of changes in accounting principles.....	0	0	0
32. Capital changes:			
32.1 Paid in.....	0	0	0
32.2 Transferred from surplus (Stock Dividend).....	0	0	0
32.3 Transferred to surplus.....	0	0	0
33. Surplus adjustments:			
33.1 Paid in.....	0	0	0
33.2 Transferred to capital (Stock Dividend).....	0	0	0
33.3 Transferred from capital.....	0	0	0
34. Net remittances from or (to) Home Office.....	0	0	0
35. Dividends to stockholders.....	(4,298,840)	(3,628,398)	(232,939,139)
36. Change in treasury stock.....	0	0	0
37. Aggregate write-ins for gains and losses in surplus.....	0	0	0
38. Change in surplus as regards policyholders (Lines 22 through 37).....	133,450,561	116,047,099	(64,381,938)
39. Surplus as regards policyholders, as of statement date (Lines 21 plus 38).....	2,404,539,837	2,451,518,313	2,271,089,276
DETAILS OF WRITE-INS			
0501.	0	0	0
0502.	0	0	0
0503.	0	0	0
0598. Summary of remaining write-ins for Line 5 from overflow page.....	0	0	0
0599. Totals (Lines 0501 thru 0503 plus 0598) (Line 5 above).....	0	0	0
1401. Cash surrender value of COLI.....	6,440,478	6,494,241	8,238,099
1402. Group property and casualty - misc. other commission.....	0	0	375
1403. Miscellaneous fee revenue.....	(44,916)	(32,318)	(29,100)
1498. Summary of remaining write-ins for Line 14 from overflow page.....	(14,535,941)	(11,666,287)	(16,300,663)
1499. Totals (Lines 1401 thru 1403 plus 1498) (Line 14 above).....	(8,140,379)	(5,204,364)	(8,091,289)
3701.	0	0	0
3702.	0	0	0
3703.	0	0	0
3798. Summary of remaining write-ins for Line 37 from overflow page.....	0	0	0
3799. Totals (Lines 3701 thru 3703 plus 3798) (Line 37 above).....	0	0	0

CASH FLOW

	1 Current Year to Date	2 Prior Year To Date	3 Prior Year Ended December 31
CASH FROM OPERATIONS			
1. Premiums collected net of reinsurance.....	2,686,996,274	2,627,497,864	3,481,922,630
2. Net investment income.....	105,476,709	110,291,913	160,761,124
3. Miscellaneous income.....	(14,352,919)	(9,809,966)	(14,510,470)
4. Total (Lines 1 through 3).....	2,778,120,064	2,727,979,811	3,628,173,284
5. Benefit and loss related payments.....	1,666,108,216	1,660,351,098	2,190,023,174
6. Net transfers to Separate Accounts, Segregated Accounts and Protected Cell Accounts.....	0	0	0
7. Commissions, expenses paid and aggregate write-ins for deductions.....	968,241,833	986,834,702	1,289,092,493
8. Dividends paid to policyholders.....	570,141	170	0
9. Federal and foreign income taxes paid (recovered) net of \$.....0 tax on capital gains (losses).....	12,900,000	13,800,000	(2,771,074)
10. Total (Lines 5 through 9).....	2,647,820,190	2,660,985,970	3,476,344,593
11. Net cash from operations (Line 4 minus Line 10).....	130,299,874	66,993,841	151,828,691
CASH FROM INVESTMENTS			
12. Proceeds from investments sold, matured or repaid:			
12.1 Bonds.....	560,107,720	433,556,293	719,238,151
12.2 Stocks.....	357,263	25,437,087	48,250,303
12.3 Mortgage loans.....	0	0	0
12.4 Real estate.....	0	0	3,350
12.5 Other invested assets.....	46,814,289	6,650,947	14,177,143
12.6 Net gains or (losses) on cash, cash equivalents and short-term investments.....	(74,020)	(34,866)	(123,463)
12.7 Miscellaneous proceeds.....	3,125,032	3,752,285	0
12.8 Total investment proceeds (Lines 12.1 to 12.7).....	610,330,284	469,361,746	781,545,484
13. Cost of investments acquired (long-term only):			
13.1 Bonds.....	641,382,092	481,751,400	666,819,211
13.2 Stocks.....	6,230,350	2,805,336	2,814,177
13.3 Mortgage loans.....	24,976,414	0	0
13.4 Real estate.....	16,492	9,768	40,908
13.5 Other invested assets.....	22,530,511	40,154,333	60,806,879
13.6 Miscellaneous applications.....	20,099,907	4,473,583	1,841,889
13.7 Total investments acquired (Lines 13.1 to 13.6).....	715,235,766	529,194,420	732,323,064
14. Net increase or (decrease) in contract loans and premium notes.....	0	0	0
15. Net cash from investments (Line 12.8 minus Line 13.7 and Line 14).....	(104,905,482)	(59,832,674)	49,222,420
CASH FROM FINANCING AND MISCELLANEOUS SOURCES			
16. Cash provided (applied):			
16.1 Surplus notes, capital notes.....	0	0	0
16.2 Capital and paid in surplus, less treasury stock.....	0	0	0
16.3 Borrowed funds.....	0	0	0
16.4 Net deposits on deposit-type contracts and other insurance liabilities.....	0	0	0
16.5 Dividends to stockholders.....	4,170,644	3,510,667	232,834,489
16.6 Other cash provided (applied).....	(32,680,141)	(27,004,982)	(11,163,133)
17. Net cash from financing and miscellaneous sources (Lines 16.1 through 16.4 minus Line 16.5 plus Line 16.6).....	(36,850,785)	(30,515,649)	(243,997,622)
RECONCILIATION OF CASH, CASH EQUIVALENTS AND SHORT-TERM INVESTMENTS			
18. Net change in cash, cash equivalents and short-term investments (Line 11 plus Line 15 plus Line 17).....	(11,456,393)	(23,354,482)	(42,946,511)
19. Cash, cash equivalents and short-term investments:			
19.1 Beginning of year.....	(135,724,695)	(92,778,185)	(92,778,185)
19.2 End of period (Line 18 plus Line 19.1).....	(147,181,088)	(116,132,667)	(135,724,695)
Note: Supplemental disclosures of cash flow information for non-cash transactions:			
20.0001 Security exchanges.....	21,870,857	0	0
20.0002 Capitalized interest on bonds.....	7,500	0	0

NOTES TO THE FINANCIAL STATEMENTS**1. Summary of Significant Accounting Policies and Going Concern****A. Accounting Practices**

Metropolitan Property and Casualty Insurance Company (the “Company” or “MPC”) presents the accompanying financial statements on the basis of accounting standards prescribed or permitted (“RI SAP”) by the State of Rhode Island (“RI”) Department of Business Regulation, Insurance Division (the “Department” or “RIDBR”).

The Department recognizes only the statutory accounting practices prescribed or permitted by Rhode Island in determining and reporting the financial condition and results of operations of an insurance company, in determining its solvency under the Rhode Island Insurance Law. In 2001, the National Association of Insurance Commissioners (“NAIC”) *Accounting Practices and Procedures Manual* (“NAIC SAP”) was adopted as the basis of RI SAP.

Rhode Island has not adopted any prescribed accounting practices that differ from those found in NAIC SAP. A reconciliation of the Company’s net income and capital and surplus between RI SAP and NAIC SAP is as follows:

	<u>SSAP Number ⁽¹⁾</u>	<u>Financial Statement Page</u>	<u>Financial Statement Line Number</u>	<u>For the Nine Months Ended September 30, 2017</u>	<u>For the Year Ended December 31, 2016</u>
Net income, RI SAP				\$ 79,247,909	\$ 131,261,633
State prescribed practices: NONE				—	—
State permitted practices: NONE				—	—
Net income, NAIC SAP				<u>\$ 79,247,909</u>	<u>\$ 131,261,633</u>
				<u>September 30, 2017</u>	<u>December 31, 2016</u>
Statutory capital and surplus, RI SAP				\$ 2,404,539,837	\$ 2,271,089,276
State prescribed practices: NONE				—	—
State permitted practices: NONE				—	—
Statutory capital and surplus, NAIC SAP				<u>\$ 2,404,539,837</u>	<u>\$ 2,271,089,276</u>

⁽¹⁾ Statement of Statutory Accounting Principles (“SSAP”).

B. No significant change.**C. Accounting Policy**

(1-5) No significant change.

- (6) Mortgage-backed bonds, included in bonds, are generally stated at amortized cost using the scientific method unless they have a NAIC rating designation of 3, 4, 5, or 6, which are stated at the lower of amortized cost or fair value. Amortization of the discount or premium from the purchase of these securities considers the estimated timing and amount of prepayments of the underlying mortgage loans. Actual prepayment experience is periodically reviewed and effective yields are recalculated when differences arise between the prepayments originally anticipated and the actual prepayments received and currently anticipated. For credit-sensitive mortgage-backed and asset-backed bonds and certain prepayment-sensitive bonds (e.g., interest-only securities), the effective yield is recalculated on a prospective basis. For all other mortgage-backed and asset-backed bonds, the effective yield is recalculated on a retrospective basis.

For certain residential mortgage-backed securities (“RMBS”) and commercial mortgage-backed securities (“CMBS”), both an initial and final NAIC designation is determined on a security-by-security basis based on a range of values published by the NAIC. The initial designation is used to determine the carrying value of the RMBS or CMBS. RMBS and CMBS with initial designations of 1 or 2 are stated at amortized cost, while RMBS and CMBS with initial designations of 3, 4, 5 or 6 are stated at the lower of amortized cost or fair value. The final designation calculation compares this carrying value with a range of values, resulting in a final NAIC designation reported herein, which is used for all other accounting and reporting purposes.

For loan-backed securities, including asset-backed securities (“ABS”), which are not modeled, the NAIC relies on the second lowest NAIC Credit Rating Provider (“CRP”) rating to determine the initial NAIC designation. The second lowest CRP rating is used to determine the carrying value of the security, which is based on the NAIC’s estimate of expected losses, using an NAIC published formula. The carrying value of the security determines its final NAIC designation, which is used for reporting in the Annual Statement and in RBC calculations. This revised methodology does not apply to NAIC 1 and NAIC 6 securities which are rated at the second lowest CRP designation.

(7-15) No significant change.

D. Going Concern

Management does not have any substantial doubt about the Company’s ability to continue as a going concern.

2. Accounting Changes and Corrections of Errors

No significant change.

NOTES TO THE FINANCIAL STATEMENTS

3. Business Combinations and Goodwill

No significant change.

4. Discontinued Operations

No significant change.

5. Investments**A. Mortgage Loans, including Mezzanine Real Estate Loans**

(1) The maximum and minimum interest rates for mortgage loans funded or acquired during 2017 were:

	<u>Maximum</u>	<u>Minimum</u>
Farm loans	4.39%	4.10%
Commercial loans	3.65%	3.65%

(2) Generally, the Company, as the lender, only loans up to 75% of the purchase price of the underlying real estate. From time to time, the Company may originate loans in excess of 75% of the purchase price of the underlying real estate, if underwriting risk is sufficiently within Company standards.

The maximum percentage of any one loan to the value of the underlying real estate at the time of the origination and originated during the period covering the year ended September 30, 2017 was: 59.8%

(3) During 2017 and 2016, all applicable taxes, assessments and advances were included in the mortgage loan total.

NOTES TO THE FINANCIAL STATEMENTS

(4) The Company's age analysis of mortgage loans, aggregated by type, was as follows:

	Residential			Commercial			Mezzanine	Total
	Farm	Insured	All Other	Insured	All Other			
a. September 30, 2017								
1. Recorded Investments (All)								
(a) Current	\$ 6,994,537	\$ —	\$ —	\$ —	\$ 17,982,212	\$ —	\$ —	\$ 24,976,749
(b) 30-59 days past due	\$ —	\$ —	\$ —	\$ —	\$ —	\$ —	\$ —	\$ —
(c) 60-89 days past due	\$ —	\$ —	\$ —	\$ —	\$ —	\$ —	\$ —	\$ —
(d) 90-179 days past due	\$ —	\$ —	\$ —	\$ —	\$ —	\$ —	\$ —	\$ —
(e) 180+ days past due	\$ —	\$ —	\$ —	\$ —	\$ —	\$ —	\$ —	\$ —
2. Accruing Interest 90-179 Days Past Due								
(a) Recorded investment	\$ —	\$ —	\$ —	\$ —	\$ —	\$ —	\$ —	\$ —
(b) Interest accrued	\$ —	\$ —	\$ —	\$ —	\$ —	\$ —	\$ —	\$ —
3. Accruing Interest 180+ Days Past Due								
(a) Recorded investment	\$ —	\$ —	\$ —	\$ —	\$ —	\$ —	\$ —	\$ —
(b) Interest accrued	\$ —	\$ —	\$ —	\$ —	\$ —	\$ —	\$ —	\$ —
4. Interest Reduced								
(a) Recorded investment	\$ —	\$ —	\$ —	\$ —	\$ —	\$ —	\$ —	\$ —
(b) Number of loans	—	—	—	—	—	—	—	—
(c) Percent reduced	—%	—%	—%	—%	—%	—%	—%	—%
b. December 31, 2016								
1. Recorded Investment								
(a) Current	\$ —	\$ —	\$ —	\$ —	\$ —	\$ —	\$ —	\$ —
(b) 30-59 days past due	\$ —	\$ —	\$ —	\$ —	\$ —	\$ —	\$ —	\$ —
(c) 60-89 days past due	\$ —	\$ —	\$ —	\$ —	\$ —	\$ —	\$ —	\$ —
(d) 90-179 days past due	\$ —	\$ —	\$ —	\$ —	\$ —	\$ —	\$ —	\$ —
(e) 180+ days past due	\$ —	\$ —	\$ —	\$ —	\$ —	\$ —	\$ —	\$ —
2. Accruing Interest 90-179 Days Past Due								
(a) Recorded investment	\$ —	\$ —	\$ —	\$ —	\$ —	\$ —	\$ —	\$ —
(b) Interest accrued	\$ —	\$ —	\$ —	\$ —	\$ —	\$ —	\$ —	\$ —
3. Accruing Interest 180+ Days Past Due								
(a) Recorded investment	\$ —	\$ —	\$ —	\$ —	\$ —	\$ —	\$ —	\$ —
(b) Interest Accrued	\$ —	\$ —	\$ —	\$ —	\$ —	\$ —	\$ —	\$ —
4. Interest Reduced								
(a) Recorded investment	\$ —	\$ —	\$ —	\$ —	\$ —	\$ —	\$ —	\$ —
(b) Number of loans	—	—	—	—	—	—	—	—
(c) Percent reduced	—%	—%	—%	—%	—%	—%	—%	—%

(5-7) During 2017 and 2016, the Company had no impaired or nonaccrual mortgage loans and allowance for credit losses.

(8) The Company had no derecognized mortgage loans as a result of foreclosure for the years ended 2017 and 2016.

(9) The Company accrues interest income on impaired loans to the extent it is deemed collectible and the loan continues to perform under its original or restructured contractual terms. As part of the reserve process, management assesses whether loans need to be placed on a non-accrual status at which time the Company recognizes income on the cash method.

B-C. No significant change.

D. Loan-backed Securities

(1) Prepayment assumptions were obtained from published broker dealer values and internal estimates.

(2) a) The Company did not recognize any OTTI on the basis of the intent to sell during the nine months ended September 30, 2017.

b) The Company did not recognize any OTTI on the basis of the inability or lack of intent to retain the investment in the security for a period of time sufficient to recover the amortized cost basis during the nine months ended September 30, 2017.

(3) As of September 30, 2017, the Company has not recognized any OTTI on its loan-backed securities based on cash flow analysis.

NOTES TO THE FINANCIAL STATEMENTS

- (4) At September 30, 2017, the estimated fair value and gross unrealized losses for loan-backed securities, aggregated by length of time the securities have been in a continuous loss position were as follows:
- a. The aggregate amount of unrealized losses:
 - 1. Less than 12 Months \$ 727,795
 - 2. 12 Months or Longer \$ 11,038
 - b. The aggregate related fair value of securities with unrealized losses:
 - 1. Less than 12 Months \$ 31,527,155
 - 2. 12 Months or Longer \$ 324,224

- (5) The Company performs a regular evaluation, on a security-by-security basis, of its securities holdings in accordance with its OTTI policy in order to evaluate whether such investments are other-than temporarily impaired. Management considers a wide range of factors about the security issuer and uses its best judgment in evaluating the cause of the decline in the estimated fair value of the security and in assessing the prospects for near-term recovery. Factors considered include fundamentals of the industry and geographic area in which the security issuer operates, as well as overall macroeconomic conditions.

Projected future cash flows are estimated using assumptions derived from management's best estimates of likely scenario-based outcomes after giving consideration to a variety of variables that include, but are not limited to: (i) general payment terms of the security; (ii) the likelihood that the issuer can service the scheduled interest and principal payments; (iii) the quality and amount of any credit enhancements; (iv) the security's position within the capital structure of the issuer; (v) possible corporate restructurings or asset sales by the issuer; and (vi) changes to the rating of the security or the issuer by rating agencies.

Additional considerations are made when assessing the unique features that apply to certain loan-backed securities including, but are not limited to: (i) the quality of underlying collateral; (ii) expected prepayment speeds; (iii) current and forecasted loss severity; (iv) consideration of the payment terms of the underlying assets backing the security; and (v) the payment priority within the tranche structure of the security.

For loan-backed securities in an unrealized loss position as summarized in the immediately preceding table, the Company does not have the intent to sell the securities, believes it has the intent and ability to retain the security for a period of time sufficient to recover the carrying value of the security and, based on the cash flow modeling and other considerations as described above, believes these securities are not other than temporarily impaired.

E. Repurchase Agreements and/or Securities Lending Transactions

(1-2) No significant change.

(3) Collateral received

The Company did not receive any collateral in 2017 and 2016.

(4-7) No significant change.

F. Real Estate

No significant change.

G. Investments in Low-Income Housing Tax Credits ("LIHTC")

No significant change.

NOTES TO THE FINANCIAL STATEMENTS

H. Restricted Assets

(1) Restricted Assets (Including Pledged)

Information on the Company's investment in restricted assets as of September 30, was as follows:

Restricted Asset Category	Gross (Admitted and Nonadmitted) Restricted								Percentage		
	2017								Total Admitted Restricted (\$ minus 8)	Gross (Admitted and Non Admitted) Restricted to Total Assets (c)	Admitted Restricted to Total Admitted Assets (d)
	1	2	3	4	5	6	7	8			
	Total General Account	General Account Supporting Separate Account Activity (a)	Total Separate Account Restricted Assets	Separate Account Assets Supporting General Account Activity (b)	September 30, 2017 (1 plus 3)	December 31, 2016	Increase/ (Decrease) (5 minus 6)	Total Non Admitted Restricted			
a. Subject to contractual obligation for which liability is not shown	\$ —	\$ —	\$ —	\$ —	\$ —	\$ —	\$ —	\$ —	\$ —	0.00%	0.00%
b. Collateral held under security lending agreements	—	—	—	—	—	—	—	—	—	0.00	0.00
c. Subject to repurchase agreements	—	—	—	—	—	—	—	—	—	0.00	0.00
d. Subject to reverse repurchase agreements	—	—	—	—	—	—	—	—	—	0.00	0.00
e. Subject to dollar repurchase agreements	—	—	—	—	—	—	—	—	—	0.00	0.00
f. Subject to dollar reverse repurchase agreements	—	—	—	—	—	—	—	—	—	0.00	0.00
g. Placed under option contracts	—	—	—	—	—	—	—	—	—	0.00	0.00
h. Letter stock or securities restricted as to sale - excluding FHLB capital stock	—	—	—	—	—	—	—	—	—	0.00	0.00
i. FHLB capital stock	308,300	—	—	—	308,300	—	308,300	—	308,300	0.01	0.01
j. On deposit with states	4,735,978	—	—	—	4,735,978	4,754,652	(18,674)	—	4,735,978	0.08	0.08
k. On deposit with other regulatory bodies	—	—	—	—	—	—	—	—	—	0.00	0.00
l. Pledged collateral to FHLB (including assets backing funding agreements)	—	—	—	—	—	—	—	—	—	0.00	0.00
m. Pledged as collateral not captured in other categories	—	—	—	—	—	—	—	—	—	0.00	0.00
n. Other restricted assets	1,877,674	—	—	—	1,877,674	—	1,877,674	—	1,877,674	0.03	0.03
o. Total restricted assets	\$ 6,921,952	\$ —	\$ —	\$ —	\$ 6,921,952	\$ 4,754,652	\$ 2,167,300	\$ —	\$ 6,921,952	0.12%	0.12%

(a) Subset of column 1.

(b) Subset of column 3.

(c) Column 5 divided by Asset Page. column 1, line 28

(d) Column 9 divided by Asset Page. column 3, line 28

(2) Details on the Company's assets pledged as collateral, not captured in other categories, as of September 30, were as follows:

Collateral Agreement	Gross Restricted							Percentage		
	2017							Total Current Year Admitted Restricted	Gross Restricted to Total Assets	Admitted Restricted to Total Admitted Assets
	(1)	(2)	(3)	(4)	(5)	(6)	(7)			
	Total General Account	General Account Supporting Separate Account Activity ^(a)	Total Separate Account Restricted Assets	Separate Account Assets Supporting General Account Activity ^(b)	CY Total (1 plus 3)	PY Total	Increase/ (Decrease) (5 minus 6)			
Derivative OTC Bilateral - Securities Pledged	\$ 1,877,674	\$ —	\$ —	\$ —	1,877,674	\$ —	\$ 1,877,674	\$ 1,877,674	0.03%	0.03%
Total	\$ 1,877,674	\$ —	\$ —	\$ —	\$ 1,877,674	\$ —	\$ 1,877,674	\$ 1,877,674	0.03%	0.03%

(a) Subset of column 1.

(b) Subset of column 3.

NOTES TO THE FINANCIAL STATEMENTS

(3) No significant change.

(4) The Company's collateral received and reflected as assets at September 30, 2017, were as follows:

Collateral Assets	Book/Adjusted Carrying Value ("BACV")	Fair Value	% of BACV to Total Assets (Admitted and Nonadmitted)*	% of BACV to Total Admitted Assets**
Cash, Cash Equivalents and Short-Term Investments	\$ 2,961,574	\$ 2,961,574	—%	0.1%
Schedule D, Part 1	—	—	—	—
Schedule D, Part 2, Section 1	—	—	—	—
Schedule D, Part 2, Section 2	—	—	—	—
Schedule B	—	—	—	—
Schedule A	—	—	—	—
Schedule BA, Part 1	—	—	—	—
Schedule DL, Part 1	—	—	—	—
Other	—	—	—	—
Total Collateral Assets	\$ 2,961,574	\$ 2,961,574	—%	0.1%

* Column 1 divided by Asset Page, Line 28 (Column 1)

** Column 1 divided by Asset Page, Line 28 (Column 3)

	Amount	% of Liability to total Liabilities*
Recognized Obligation to Return Collateral Asset	\$ 2,961,574	0.1%

* Column 1 divided by Liability Page, Line 28 (Column 1)

I. Working Capital Finance Investments

The Company had no working capital finance investments as of September 30, 2017.

J. Offsetting and Netting of Assets and Liabilities

The Company had no assets and liabilities which are offset and reported net in accordance with a valid right to offset.

K. Structured Notes

A structured note is a direct debt issuance by a corporation, municipality, or government entity, ranking pari-passu with the issuer's other debt issuances of equal seniority where either: 1) the coupon and/or principal payments are linked, in whole or in part, to prices or payment streams from an index or indices, or assets deriving their value from other than the issuer's credit quality, or 2) the coupon and/or principal payments are leveraged by a formula that is different from either a fixed coupon, or a non-leveraged floating rate coupon linked to an interest rate index, including but not limited to London Interbank Offered Rate ("LIBOR") or the prime rate. Information regarding structured notes as of September 30, 2017 was as follows:

CUSIP	Actual Cost	Fair Value	Book Adjusted Carrying Value	Mortgage Referenced Security (YES/NO)
03938LAU8	\$ 1,060,000	\$ 1,097,500	\$ 1,028,034	NO
044209AF1	491,250	529,500	493,798	NO
706451BD2	1,720,926	2,621,882	1,818,518	NO
56501RAE6	10,653,510	10,607,079	10,644,730	NO
Total	\$ 13,925,686	\$ 14,855,961	\$ 13,985,080	

L. 5* Securities

The Company's 5* Securities were as follows:

Investment	Number of 5* Securities		Aggregate BACV		Aggregate Fair Value	
	September 30, 2017	December 31, 2016	September 30, 2017	December 31, 2016	September 30, 2017	December 31, 2016
Bonds - AC ⁽¹⁾	—	—	\$ —	\$ —	\$ —	\$ —
Loan-Backed Securities - AC	—	14	—	8,140,684	—	8,385,359
Preferred Stock - AC	—	—	—	—	—	—
Preferred Stock - FV ⁽²⁾	—	—	—	—	—	—
Total	—	14	\$ —	\$ 8,140,684	\$ —	\$ 8,385,359

(1) - AC - Amortized Cost

(2) - FV - Fair Value

NOTES TO THE FINANCIAL STATEMENTS**M. Short Sales**

The Company did not have any unsettled short sale transactions outstanding as of September 30, 2017.

The Company did not have any settled short sale transactions during the nine months ended September 30, 2017.

N. Prepayment Penalty and Acceleration Fees

During the nine months ended September 30, 2017, the Company had securities sold, redeemed or otherwise disposed of as a result of a callable feature. The number of securities sold, disposed or otherwise redeemed and the aggregate amount of investment income generated as a result of a prepayment penalty and/or acceleration fee is as follows:

	<u>General Account</u>	<u>Protected Cell</u>
Number of CUSIPs	5	—
Aggregate Amount of Investment Income	\$ 122,082	\$ —

6. Joint Ventures, Partnerships and Limited Liability Companies

No significant change.

7. Investment Income

A. Due and accrued income is excluded from surplus on the following bases:

All investment income due and accrued with amounts over 90 days past due are nonadmitted with the exception of mortgage loan investment income which is nonadmitted after 180 days, or if the underlying loan is in the process of foreclosure.

B. The total amount excluded was \$0 for the nine months ended September 30, 2017 and \$41,653 for the year ended December 31, 2016.

8. Derivative Instruments

As of September 30, 2017, there were no significant changes in the Company's derivative policy or investments other than those described below.

Credit Risk

The Company enters into various collateral arrangements, which may require both the pledging and accepting of collateral in connection with its derivatives.

The table below summarizes the collateral pledged in connection with its over-the-counter ("OTC") derivatives at:

	<u>Securities ⁽¹⁾</u>	
	<u>September 30, 2017</u>	<u>December 31, 2016</u>
Variation Margin:		
OTC-bilateral	\$ 1,877,674	\$ —

⁽¹⁾Securities pledged as collateral are reported in Bonds. Subject to certain constraints, the counterparties are permitted by contract to sell or repledge this collateral.

The table below summarizes the collateral received in connection with its OTC derivatives at:

	<u>Cash ⁽¹⁾</u>	
	<u>September 30, 2017</u>	<u>December 31, 2016</u>
Variation Margin:		
OTC-bilateral	\$ 2,961,574	\$ 6,249,574

⁽¹⁾Cash collateral received is reported in cash, cash equivalents and short-term investments and the obligation to return the collateral is reported in aggregate write-ins for liabilities as cash collateral received on derivatives.

NOTES TO THE FINANCIAL STATEMENTS**9. Income Taxes**

A. The components of net deferred tax assets (“DTA”) and deferred tax liabilities (“DTL”) consisted of the following:

	September 30, 2017		
	Ordinary	Capital	Total
Gross DTA	\$ 200,906,991	\$ —	\$ 200,906,991
Statutory valuation allowance adjustments	—	—	—
Adjusted gross DTA	200,906,991	—	200,906,991
DTA nonadmitted	—	—	—
Subtotal net admitted DTA	200,906,991	—	200,906,991
DTL	(49,934,590)	(695,944)	(50,630,534)
Net admitted DTA/(Net DTL)	<u>\$ 150,972,401</u>	<u>\$ (695,944)</u>	<u>\$ 150,276,457</u>

	December 31, 2016		
	Ordinary	Capital	Total
Gross DTA	\$ 197,340,377	\$ —	\$ 197,340,377
Statutory valuation allowance adjustments	—	—	—
Adjusted gross DTA	197,340,377	—	197,340,377
DTA nonadmitted	(5,636,771)	—	(5,636,771)
Subtotal net admitted DTA	191,703,606	—	191,703,606
DTL	(45,096,263)	(143,435)	(45,239,698)
Net admitted DTA/(Net DTL)	<u>\$ 146,607,343</u>	<u>\$ (143,435)</u>	<u>\$ 146,463,908</u>

	Change		
	Ordinary	Capital	Total
Gross DTA	\$ 3,566,614	\$ —	\$ 3,566,614
Statutory valuation allowance adjustments	—	—	—
Adjusted gross DTA	3,566,614	—	3,566,614
DTA nonadmitted	5,636,771	—	5,636,771
Subtotal net admitted DTA	9,203,385	—	9,203,385
DTL	(4,838,327)	(552,509)	(5,390,836)
Net admitted DTA/(Net DTL)	<u>\$ 4,365,058</u>	<u>\$ (552,509)</u>	<u>\$ 3,812,549</u>

Admission calculation components – SSAP No. 101, *Income Taxes*, (“SSAP 101”):

	September 30, 2017		
	Ordinary	Capital	Total
Federal income taxes paid in prior years recoverable through loss carrybacks	\$ 2,685,853	\$ —	\$ 2,685,853
Adjusted gross DTA expected to be realized (excluding the amount of DTA from above) after application of the threshold limitation (the lesser of 1 and 2 below)	148,286,548	(695,944)	147,590,604
1. Adjusted gross DTA expected to be realized following the balance sheet date	148,286,548	(695,944)	147,590,604
2. Adjusted gross DTA allowed per limitation threshold	XXX	XXX	383,222,444
Adjusted gross DTA (excluding the amount of DTA from above) offset by gross DTL	49,934,590	695,944	50,630,534
DTA admitted as the result of application of SSAP 101 total	<u>\$ 200,906,991</u>	<u>\$ —</u>	<u>\$ 200,906,991</u>

NOTES TO THE FINANCIAL STATEMENTS

	December 31, 2016		
	Ordinary	Capital	Total
Federal income taxes paid in prior years recoverable through loss carrybacks	\$ 3,297,254	\$ —	\$ 3,297,254
Adjusted gross DTA expected to be realized (excluding the amount of DTA from above) after application of the threshold limitation (the lesser of 1 and 2 below)	143,310,089	(143,435)	143,166,654
1. Adjusted gross DTA expected to be realized following the balance sheet date	143,310,089	(143,435)	143,166,654
2. Adjusted gross DTA allowed per limitation threshold	XXX	XXX	318,693,805
Adjusted gross DTA (excluding the amount of DTA from above) offset by gross DTL	45,096,263	143,435	45,239,698
DTA admitted as the result of application of SSAP 101 total	<u>\$ 191,703,606</u>	<u>\$ —</u>	<u>\$ 191,703,606</u>

	Change		
	Ordinary	Capital	Total
Federal income taxes paid in prior years recoverable through loss carrybacks	\$ (611,401)	\$ —	\$ (611,401)
Adjusted gross DTA expected to be realized (excluding the amount of DTA from above) after application of the threshold limitation (the lesser of 1 and 2 below)	4,976,459	(552,509)	4,423,950
1. Adjusted gross DTA expected to be realized following the balance sheet date	4,976,459	(552,509)	4,423,950
2. Adjusted gross DTA allowed per limitation threshold	XXX	XXX	64,528,639
Adjusted gross DTA (excluding the amount of DTA from above) offset by gross DTL	4,838,327	552,509	5,390,836
DTA admitted as the result of application of SSAP 101 total	<u>\$ 9,203,385</u>	<u>\$ —</u>	<u>\$ 9,203,385</u>

	2017	2016
RBC percentage used to determine recovery period and threshold limitation amount	1127%	1062%
Amount of total adjusted capital used to determine recovery period and threshold limitation	\$ 2,254,263,380	\$ 2,124,625,368

Management believes the Company will be able to utilize the DTA in the future without any tax planning strategies.

Do the Company's tax-planning strategies include the use of reinsurance? No

B. All DTL were recognized as of September 30, 2017 and 2016.

C. Current income taxes incurred consisted of the following major components:

	September 30, 2017	December 31, 2016
Federal	\$ 5,825,365	\$ 1,011,785
Foreign	—	—
Subtotal	5,825,365	1,011,785
Federal income tax on net capital gains (losses)	971,317	(3,252,973)
Utilization of capital loss carryforwards	—	—
Other	—	—
Federal and foreign income taxes incurred	<u>\$ 6,796,682</u>	<u>\$ (2,241,188)</u>

NOTES TO THE FINANCIAL STATEMENTS

The changes in the main components of deferred income tax amounts were as follows:

DTA:	September 30, 2017	December 31, 2016	Change
Ordinary:			
Discounting of unpaid losses	\$ —	\$ —	\$ —
Unearned premium reserve	—	—	—
Policyholder reserves	138,890,479	136,021,658	2,868,821
Investments	—	1,862,865	(1,862,865)
Deferred acquisition costs	—	—	—
Policyholder dividends accrual	—	—	—
Fixed assets	—	—	—
Compensation and benefits accrual	—	—	—
Pension accrual	—	—	—
Receivables - nonadmitted	—	—	—
Net operating loss carryforward	—	—	—
Tax credit carryforwards	26,616,590	26,859,788	(243,198)
Other (including items <5% of total ordinary tax assets)	5,065,426	6,311,526	(1,246,100)
Nonadmitted assets	30,334,496	26,284,540	4,049,956
Subtotal	200,906,991	197,340,377	3,566,614
Statutory valuation allowance adjustment	—	—	—
Nonadmitted	—	(5,636,771)	5,636,771
Admitted ordinary DTA	200,906,991	191,703,606	9,203,385
Capital:			
Investments	—	—	—
Net capital loss carryforward	—	—	—
Real estate	—	—	—
Other (including items <5% of total capital tax assets)	—	—	—
Subtotal	—	—	—
Statutory valuation allowance adjustment	—	—	—
Nonadmitted	—	—	—
Admitted capital DTA	—	—	—
Admitted DTA	\$ 200,906,991	\$ 191,703,606	\$ 9,203,385
DTL :			
Ordinary:			
Investments	\$ (5,619,766)	\$ —	\$ (5,619,766)
Fixed assets	(12,242,380)	(13,023,819)	781,439
Deferred and uncollected premiums	—	—	—
Policyholder reserves	(32,072,444)	(32,072,444)	—
Other (including items <5% of total ordinary tax liabilities)	—	—	—
Subtotal	(49,934,590)	(45,096,263)	(4,838,327)
Capital:			
Investments	(695,944)	(143,435)	(552,509)
Real estate	—	—	—
Other (including items <5% of total capital tax liabilities)	—	—	—
Subtotal	(695,944)	(143,435)	(552,509)
DTL	\$ (50,630,534)	\$ (45,239,698)	\$ (5,390,836)
Net DTA/(DTL)	\$ 150,276,457	\$ 146,463,908	\$ 3,812,549
			(5,636,771)
			4,978,767
			\$ 3,154,545

NOTES TO THE FINANCIAL STATEMENTS

- D. The provision for Federal and foreign income taxes incurred is different from that which would be obtained by applying the statutory Federal income tax rate to net gain (loss) from operations after dividends to policyholders and before Federal income tax. The significant items causing the difference were as follows:

	<u>September 30, 2017</u>
Net gain (loss) from operations after dividends to policyholders and before Federal income tax @ 35%	\$ 28,695,472
Net realized capital gains (losses) @ 35%	1,420,135
Tax effect of:	
Prior years adjustments and accruals	1,939,773
Meals and entertainment	277,429
Uncertain tax positions	97,500
Nondeductible expenses	60,940
Fines, fees and other nondeductible expenses	6,054
Tax credits	(29,748)
Dividend received deduction	(336,386)
Change in nonadmitted assets	(4,049,956)
Tax exempt income	(24,439,076)
Total statutory income taxes (benefit)	<u>\$ 3,642,137</u>
Federal and foreign income taxes incurred including tax on realized capital gains	\$ 6,796,682
Change in net DTA	(3,154,545)
Total statutory income taxes (benefit)	<u>\$ 3,642,137</u>

- E. (1) As of September 30, 2017, the Company had no net operating loss or net capital loss carryforwards.

The Company had tax credit carryforwards which will expire as follows:

<u>Year of expiration</u>	<u>Tax credit carryforwards</u>
2023	\$ 15
2026	532
Indefinite	26,616,043
	<u>\$ 26,616,590</u>

- (2) As of September 30, 2017, the Company has Federal income taxes available for recoupment in the event of future net losses:

<u>Year</u>	<u>Amount</u>
2015	\$ 2,633,828
2016	88,500
	<u>\$ 2,722,328</u>

- (3) The Company had no deposits under Section 6603 of the Internal Revenue Code of 1986, as amended during 2017.

F-G. No significant change.

10. Information Concerning Parents, Subsidiaries, Affiliates and Other Related Parties

A-C. No significant change.

D. No Significant Change.

E-N. No significant change.

11. Debt

A. No significant change.

B. Federal Home Loan Bank ("FHLB") Agreements

- (1) The Company became a member of the FHLB of Boston on March 1, 2017. Through its membership, the Company may conduct business activity (borrowings) with the FHLB. It is part of the Company's strategy to utilize these funds as a source of contingent liquidity as well as for spread margin businesses. The Company has determined the actual or estimated maximum borrowing capacity as \$2,937,131,974. The Company calculated this amount in accordance with RI regulatory and or FHLB specific borrowing limits.

NOTES TO THE FINANCIAL STATEMENTS

(2) FHLB Capital Stock

a. The Company's aggregate total for FHLB capital stock was as follows at:

	September 30, 2017		
	Total	General Account	Separate Account
Membership stock - Class A	\$ —	\$ —	\$ —
Membership stock - Class B	308,300	308,300	—
Activity stock	—	—	—
Excess stock	—	—	—
Aggregate total	<u>\$ 308,300</u>	<u>\$ 308,300</u>	<u>\$ —</u>
Actual or estimated borrowing capacity as determined by the insurer	\$ 2,937,131,974	\$ 2,937,131,974	—

b. The Company's membership stock (Class A and B) eligible for redemption at September 30, 2017 was as follows:

	Total	Not Eligible for Redemption	Less Than 6 Months	6 Months to Less Than 1 Year	1 to Less Than 3 Years	3 to 5 Years
Membership stock						
Class A	\$ —	\$ —	\$ —	\$ —	\$ —	\$ —
Class B	\$ 308,300	\$ 308,300	\$ —	\$ —	\$ —	\$ —

(3) The Company had no collateral pledged to FHLB as of September 30, 2017.

(4) The Company had no borrowing from the FHLB as of September 30, 2017.

12. Retirement Plans, Deferred Compensation, Postemployment Benefits and Compensated Absences and Other Postretirement Benefit Plans

As of September 30, 2017, the Company did not sponsor any retirement plans, deferred compensation plans, postemployment benefit plans or other postretirement plans.

13. Capital Surplus, Shareholder's Dividend Restrictions and Quasi Reorganizations

No significant change.

14. Liabilities, Contingencies and Assessments

A. Contingent Commitments

(1) No significant change.

NOTES TO THE FINANCIAL STATEMENTS

- (2) At September 30, 2017, the Company was obligor under the following guarantees, indemnities and support obligations:

(1) Nature and circumstances of guarantee and key attributes, including date and duration of agreement	(2) Liability recognition of guarantee. (Include amount recognized at inception. If no initial recognition, document exception allowed under SSAP 5R.)(1)	(3) Ultimate financial statement impact if action under the guarantee is required.	(4) Maximum potential amount of future payments (undiscounted) the guarantor could be required to make under the guarantee. If unable to develop an estimate, this should be specifically noted.	(5) Current status of payment or performance risk of guarantee. Also provide additional discussion as warranted.
The Company has provided certain indemnities to affiliates and third parties in the ordinary course of its business. In the context of acquisitions, dispositions, distribution agreements, vendor agreements and other transactions, the Company has provided indemnities that are triggered by, among other things, breaches of representations, warranties or covenants provided by the Company.	No liability has been established as the indemnification is for future events for which neither a probability of occurrence nor a reasonable estimate can be established at this time.	Expense	Since this obligation is not subject to limitations, the Company does not believe that it is possible to determine the maximum potential amount that could become due under these indemnities in the future.	The Company has made no payments on the indemnities.
The Company is obligated to indemnify non-employee directors and officers as provided in its by-laws.	No liability has been established as the indemnification is for future events for which neither a probability of occurrence nor a reasonable estimate can be established at this time.	Expense	Since this obligation is not subject to limitations, the Company does not believe that it is possible to determine the maximum potential amount that could become due under these indemnities in the future.	The Company has made no payments on the indemnity.
In conjunction with the Company's membership in the Federal Home Loan Bank of Boston (the "FHLB"), the Company assumed indemnification obligations which extend to the incurrence of losses, damages, claims, liabilities, expenses and costs by FHLB (i) resulting from the pledge of any loan or mortgage or asset-backed security to FHLB that does not comply in all material respects with applicable laws, including predatory lending laws or FHLB's Member Products Policy; (ii) in connection with certain agreements between the Company and the FHLB (except to the extent resulting from negligence or willful misconduct of FHLB); and (iii) resulting from any toxic, polluting, contaminating or hazardous substance in material in, on or under any real property or interest in real property included in the collateral pledged to FHLB.	No liability has been established as the indemnification is for future events for which neither a probability of occurrence nor a reasonable estimate can be established at this time.	Expense	Since this obligation is not subject to limitations, the Company does not believe that it is possible to determine the maximum potential amount that could become due under these indemnities in the future.	The Company has made no payments on the indemnity.
Total	\$ —		\$ —	

⁽¹⁾ SSAP No. 5R, *Liabilities, Contingencies and Impairments of Assets*

- (3) No significant change.

B-F. No significant change.

- G. All of the information in this footnote is being reported on a combined basis for the Company and its subsidiaries and affiliates.

In *Chen v Rasoilo*, Metropolitan Group Property and Casualty Insurance Company ("MGPC") anticipates a bad faith suit arising from a \$4,150,000 judgment against a policyholder insured by MGPC. The insured is likely to claim that his personal exposure of \$3,900,000 was due to MGPC's failure to settle the claim within the \$250,000 policy limit. At the trial in July, 2016 the jury awarded Chen approximately \$3,350,000 in damages, plus interest and fees. A preliminary opinion from appellate counsel on chances for a successful appeal of the verdict against our policyholder is not encouraging.

In *Beck v MPC*, an Oregon jury determined that the Company breached the homeowner policy by failing to fully compensate the insured for a property damage claim. As part of the compensation to the insured, the Court awarded attorney fees of \$1,200,000. The Company is appealing the award.

In *Martin v Miner*, MGPC anticipates a bad faith claim arising from MGPC's alleged failure to timely offer the policy limits to the plaintiff in order to settle his claim against MGPC's insured. MGPC will vigorously defend the underlying claim against its insured and any subsequent bad faith claim.

NOTES TO THE FINANCIAL STATEMENTS

In *Palmer v Black*, the Company anticipates a bad faith suit arising from its alleged failure to respond to a “time demand” that provided an opportunity to settle the claim against the insured for his policy limits. The Company will vigorously defend the underlying claim against the Company's insured and any subsequent bad faith claim.

In *Tontodonato v MPC*, the plaintiff filed suit for spoliation of evidence, claiming the Company failed to preserve the insured's vehicle in which, as a passenger, he suffered serious injuries due to its alleged defective design. The Company is vigorously defending the suit.

Various litigation claims, and assessments against the Company, in addition to those discussed above and those otherwise provided for in the Company's financial statements, have arisen in the course of the Company's business, including but not limited to, in connection with its activities as an insurer, employer and taxpayer. Further, state insurance regulatory authorities and other federal and state authorities regularly make inquiries and conduct investigations concerning the Company's compliance with applicable insurance and other laws and regulations.

It is not feasible to predict or determine the ultimate outcome of all pending investigations and legal proceedings or provide reasonable ranges of potential losses, except as noted above in connection with specific matters. In some of the matters referred to above, very large and/or indeterminate amounts, including punitive and treble damages, are sought. Although in light of these considerations it is possible that an adverse outcome in certain cases could have a material adverse effect upon the Company's financial position, based on information currently known by the Company's management, in its opinion, the outcomes of such pending investigations and legal proceedings are not likely to have such an effect. However, given the large and/or indeterminate amounts sought in certain of these matters and the inherent unpredictability of litigation, it is possible that an adverse outcome in certain matters could, from time to time, have a material adverse effect on the Company's financial statements.

15. Leases

No significant change.

16. Information about Financial Instruments with Off-Balance Sheet Risk and Financial Instruments with Concentrations of Credit Risk

- (1) The table below summarizes the notional amount of the Company's financial instruments (derivatives that are designated as effective hedging instruments) with off-balance sheet credit risk at:

	Assets		Liabilities	
	September 30, 2017	December 31, 2016	September 30, 2017	December 31, 2016
Swaps	\$ —	\$ —	\$ 612,420	\$ —
Futures	—	—	—	—
Options	—	—	—	—
Total	\$ —	\$ —	\$ 612,420	\$ —

- (2) No significant change.
- (3) The Company may be exposed to credit-related losses in the event of nonperformance by counterparties to derivatives. Generally, the current credit exposure of the Company's derivatives is limited to the net positive estimated fair value of derivatives at the reporting date after taking into consideration the existence of master netting or similar agreements and any collateral received pursuant to such agreements.

The Company manages its credit risk related to derivatives by entering into transactions with creditworthy counterparties and establishing and monitoring exposure limits. The Company's OTC derivative transactions are governed by International Swaps and Derivatives Association, Inc. (“ISDA”) Master Agreements which provide for legally enforceable set-off and close-out netting of exposures to specific counterparties in the event of early termination of a transaction, which includes, but is not limited to, events of default and bankruptcy. In the event of an early termination, the Company is permitted to set-off receivables from the counterparty against payables to the same counterparty arising out of all included transactions. Substantially all of the Company's ISDA Master Agreements also include Credit Support Annex provisions which may require both the pledging and accepting of collateral in connection with its OTC derivatives.

Off-balance sheet credit exposure is the excess of positive estimated fair value over positive book/adjusted carrying value for the Company's highly effective hedges and derivatives used in replications at the reporting date. All collateral received from counterparties to mitigate credit-related losses is deemed worthless for the purpose of calculating the Company's off-balance sheet credit exposure. The off-balance sheet credit exposure of the Company's swaps was \$62,328 at September 30, 2017. The Company did not have off-balance sheet credit exposure on its swaps at December 31, 2016.

- (4) No significant change.

17. Sale, Transfer and Servicing of Financial Assets and Extinguishments of Liabilities

- A. Transfers of Receivables Reported as Sales

No significant change.

NOTES TO THE FINANCIAL STATEMENTS**B. Transfer and Servicing of Financial Assets**

The Company did not participate in the transfer or servicing of financial assets during the nine months ended September 30, 2017.

C. Wash Sales

- (1) In the course of the Company's asset management, securities are not sold and reacquired within 30 days of the sale date to enhance the Company's yield on its investment portfolio. There may be occasional isolated incidents where wash sales occur.
- (2) The Company had no wash sales with an NAIC designation 3 or below or unrated securities during the quarter ended September 30, 2017.

18. Gain or Loss to the Reporting Entity from Uninsured Plans and the Uninsured Portion of Partially Insured Plans

No significant change.

19. Direct Premium Written/Produced by Managing General Agents/Third Party Administrators

No significant change.

20. Fair Value Information**A. (1) Assets and Liabilities Measured and Reported at Estimated Fair Value at Reporting Date****Hierarchy Table**

The following table provides information about financial assets and liabilities measured and reported at estimated fair value at:

	September 30, 2017			
	Fair Value Measurements at Reporting Date Using			Total
	Level 1	Level 2	Level 3	
Assets				
Bonds				
All Other Governments	\$ —	\$ 377,000	\$ —	\$ 377,000
Industrial & Miscellaneous	—	26,884,831	4,744,491	31,629,322
Total bonds	—	27,261,831	4,744,491	32,006,322
Perpetual preferred stocks				
Industrial & Miscellaneous	—	—	45,028,000	45,028,000
Common stocks				
Industrial & Miscellaneous	—	308,300	—	308,300
Derivative assets ⁽¹⁾				
Foreign currency exchange rate	—	190,042	—	190,042
Equity market	—	22,384	—	22,384
Total derivative assets	—	212,426	—	212,426
Total assets	\$ —	\$ 27,782,557	\$ 49,772,491	\$ 77,555,048
Liabilities				
Derivative liabilities ⁽¹⁾				
Foreign currency exchange rate	\$ —	\$ 238,059	\$ —	\$ 238,059
Total liabilities	\$ —	\$ 238,059	\$ —	\$ 238,059

⁽¹⁾ Derivative assets and derivative liabilities presented in the table above represent only those derivatives that are carried at estimated fair value. Accordingly, the amounts above exclude highly effective derivatives carried at amortized cost.

Transfers between Levels 1 and 2 - During the nine months ended September 30, 2017, transfers between Levels 1 and 2 were not significant. Transfers between levels are assumed to occur at the beginning of the period.

NOTES TO THE FINANCIAL STATEMENTS

(2) Assets and Liabilities Measured and Reported at Estimated Fair Value at Reporting Date

Rollforward Table – Level 3 Assets and Liabilities

A rollforward of the estimated fair value measurements for all assets and liabilities measured and reported at estimated fair value using significant unobservable (Level 3) inputs for their respective time periods is as follows:

Estimated Fair Value Measurements in Level 3 of the Fair Value Hierarchy										
	Balance, June 30, 2017	Transfer into Level 3	Transfer out of Level 3	Total Gains and Losses included in Net Income (1)	Total Gains and Losses included in Capital and Surplus	Purchases (2)	Sales (2)	Issuances (2)	Settlements (2)	Balance, September 30, 2017
Assets										
Bonds - Industrial & miscellaneous	\$ 3,793,539	\$ —	\$ —	\$ —	\$ 7,245	\$ 1,000,000	\$ (56,293)	\$ —	\$ —	\$ 4,744,491
Perpetual preferred stocks - Industrial & miscellaneous	46,276,000	—	—	—	(1,248,000)	—	—	—	—	45,028,000
Total	\$ 50,069,539	\$ —	\$ —	\$ —	\$ (1,240,755)	\$ 1,000,000	\$ (56,293)	\$ —	\$ —	\$ 49,772,491

(1) Interest and dividend accruals, as well as cash interest coupons and dividends received, are excluded from the rollforward.

(2) The amount reported within purchases, sales, issuances and settlements is the purchase/issuance price (for purchases and issuances) and the sales/settlement proceeds (for sales and settlements) based upon the actual date purchased/issued or sold/settled.

Transfers between Levels

Overall, transfers between levels occur when there are changes in the observability of inputs and market activity. Transfers into or out of any level are assumed to occur at the beginning of the period.

Transfers into or out of Level 3

Transfers into or out of Level 3 are presented in the table above. Assets and liabilities are transferred into Level 3 when a significant input cannot be corroborated with market observable data. This occurs when market activity decreases significantly and underlying inputs cannot be observed, current prices are not available and/or when there are significant variances in quoted prices, thereby affecting transparency. Assets and liabilities are transferred out of Level 3 when circumstances change such that a significant input can be corroborated with market observable data. This may be due to a significant increase in market activity, a specific event, or one or more significant input(s) becoming observable.

During the quarter ended September 30, 2017, there were no transfers into or out of Level 3.

(3) Transfers between levels are assumed to occur at the beginning of the period.

(4) Assets and Liabilities Measured and Reported at Estimated Fair Value at Reporting Date

Valuation Techniques and Inputs for Level 2 and Level 3 Assets and Liabilities by Major Classes of Assets and Liabilities:

When developing estimated fair values, the Company considers two broad valuation techniques: (i) the market approach and (ii) the income approach. The Company determines the most appropriate valuation technique to use, given what is being measured and the availability of sufficient inputs, giving priority to observable inputs.

The Company categorizes its financial assets and liabilities into a three-level hierarchy, based on the significant input with the lowest level in their valuation. The input levels are as follows. Level 1 - Unadjusted quoted prices for identical assets or liabilities. The Company defines active markets based on average trading volume for common stock. The size of the bid/ask spread is used as an indicator of market activity for bonds. Level 2 - Quoted prices in markets that are not active or inputs that are observable either directly or indirectly. These inputs can include quoted prices for similar but not identical assets or liabilities other than quoted prices in Level 1, quoted prices in markets that are not active, or other significant inputs that are observable or can be derived principally from or corroborated by observable market data for substantially the full term of the assets or liabilities. Level 3 - Unobservable inputs that are supported by little or no market activity and are significant to the determination of estimated fair value of the assets and liabilities. Unobservable inputs reflect the reporting entity's own assumptions about the assumptions that market participants would use in pricing the asset or liability.

The valuation of most instruments listed below are determined using independent pricing sources, matrix pricing, discounted cash flow methodologies or other similar techniques that use either observable market inputs or unobservable inputs.

NOTES TO THE FINANCIAL STATEMENTS

Instrument	Level 2 Observable Inputs	Level 3 Unobservable Inputs
Bonds		
U.S. corporate and Foreign corporate securities - included within Industrial & Miscellaneous		
	Valuation Techniques: Principally the market and income approaches. Key Inputs: <ul style="list-style-type: none"> • quoted prices in markets that are not active • benchmark yields; spreads off benchmark yields; new issuances; issuer rating • trades of identical or comparable securities; duration • privately-placed securities are valued using the additional key inputs: <ul style="list-style-type: none"> • market yield curve; call provisions • observable prices and spreads for similar public or private securities that incorporate the credit quality and industry sector of the issuer • delta spread adjustments to reflect specific credit-related issues 	Valuation Techniques: Principally the market approach. Key Inputs: <ul style="list-style-type: none"> • illiquidity premium • delta spread adjustments to reflect specific credit-related issues • credit spreads • quoted prices in markets that are not active for identical or similar securities that are less liquid and based on lower levels of trading activity than securities classified in Level 2 • independent non-binding broker quotations
State and political subdivision securities and foreign governments - included within U.S. Special Revenue and Agencies and All Other Governments		
	Valuation Techniques: Principally the market approach Key Inputs: <ul style="list-style-type: none"> • quoted prices in markets that are not active • benchmark U.S. Treasury yield or other yields • the spread off the U.S. Treasury yield curve for the identical security • issuer ratings and issuer spreads; broker-dealer quotes • comparable securities that are actively traded 	<ul style="list-style-type: none"> • not applicable
Common and preferred stock		
	Valuation Techniques: Principally the market approach <ul style="list-style-type: none"> • quoted prices in markets that are not active 	Valuation Techniques: Principally the market and income approaches. Key Inputs: <ul style="list-style-type: none"> • credit ratings; issuance structures • quoted prices in markets that are not active for identical or similar securities that are less liquid and based on lower levels of trading activity than securities classified in Level 2 • independent non-binding broker quotations
Derivatives ⁽¹⁾		
Foreign Currency Exchange Rate		
	Valuation Techniques: Principally the income approach Key Inputs: <ul style="list-style-type: none"> • swap yield curves • basis curves • currency spot rates • cross currency basis curves 	<ul style="list-style-type: none"> • not applicable
Equity Market		
	Valuation Techniques: Principally the income approach Key Inputs: <ul style="list-style-type: none"> • swap yield curves • spot equity index levels • dividend yield curves • equity volatility ⁽²⁾ 	<ul style="list-style-type: none"> • not applicable

⁽¹⁾ Valuations of non-option-based derivatives utilize present value techniques, whereas valuations of option-based derivatives utilize option pricing models.

⁽²⁾ Option-based only

B. The Company provides additional fair value information in Notes 5 and 21.

NOTES TO THE FINANCIAL STATEMENTS

C. Estimated Fair Value of All Financial Instruments

Information related to the aggregate fair value of financial instruments is shown below at:

	September 30, 2017					
	Aggregate Fair Value	Admitted Value	Level 1	Level 2	Level 3	Not Practicable (Carrying Value)
Assets						
Bonds	\$3,153,821,638	\$2,965,475,757	\$ 8,659,331	\$3,063,489,871	\$ 81,672,436	\$ —
Preferred stocks	50,928,008	50,928,000	—	5,900,000	45,028,008	—
Common stocks - unaffiliated	308,300	308,300	—	308,300	—	—
Mortgage loans	24,908,655	24,976,749	—	—	24,908,655	—
Cash, cash equivalents and short-term investments	(147,181,090)	(147,181,089)	(149,678,433)	2,497,344	—	—
Derivative assets ⁽¹⁾	3,115,789	3,703,236	—	3,115,789	—	—
Investment income due and accrued	41,034,996	41,034,996	—	41,034,996	—	—
Total assets	<u>\$3,126,936,296</u>	<u>\$2,939,245,949</u>	<u>\$ (141,019,102)</u>	<u>\$3,116,346,300</u>	<u>\$ 151,609,099</u>	<u>\$ —</u>
Liabilities						
Derivative liabilities ⁽¹⁾	1,679,244	2,221,869	—	1,679,244	—	—
Cash collateral received on derivatives	2,961,574	2,961,574	—	2,961,574	—	—
Total liabilities	<u>\$ 4,640,818</u>	<u>\$ 5,183,443</u>	<u>\$ —</u>	<u>\$ 4,640,818</u>	<u>\$ —</u>	<u>\$ —</u>
December 31, 2016						
	Aggregate Fair Value	Admitted Value	Level 1	Level 2	Level 3	Not Practicable (Carrying Value)
Assets						
Bonds	\$3,035,714,430	\$2,881,506,666	\$ 6,671,726	\$3,008,687,639	\$ 20,355,065	\$ —
Preferred stocks	42,330,993	42,322,330	—	301,465	42,029,528	—
Common stocks - unaffiliated	—	—	—	—	—	—
Mortgage loans	—	—	—	—	—	—
Cash, cash equivalents and short-term investments	(135,724,696)	(135,724,696)	(135,724,696)	—	—	—
Derivative assets ⁽¹⁾	6,631,896	7,240,200	—	6,631,896	—	—
Investment income due and accrued	37,014,632	37,014,632	—	37,014,632	—	—
Total assets	<u>\$2,985,967,255</u>	<u>\$2,832,359,132</u>	<u>\$ (129,052,970)</u>	<u>\$3,052,635,632</u>	<u>\$ 62,384,593</u>	<u>\$ —</u>
Liabilities						
Derivative liabilities ⁽¹⁾	29,674	29,674	—	29,674	—	—
Cash collateral received on derivatives	6,249,574	6,249,574	—	6,249,574	—	—
Total liabilities	<u>\$ 6,279,248</u>	<u>\$ 6,279,248</u>	<u>\$ —</u>	<u>\$ 6,279,248</u>	<u>\$ —</u>	<u>\$ —</u>

⁽¹⁾ Classification of derivatives is based on each derivative's positive (asset) or negative (liability) book/adjusted carrying value, which equals the net admitted assets and liabilities.

Assets and Liabilities

The methods and significant assumptions used to estimate the fair value of all financial instruments are presented below.

The Company defines fair value as the price that would be received to sell an asset or paid to transfer a liability (an exit price) in the principal or most advantageous market for the asset or liability in an orderly transaction between market participants on the measurement date. In most cases, the exit price and the transaction (or entry) price will be the same at initial recognition.

When developing estimated fair values, the Company considers two broad valuation techniques: (i) the market approach and (ii) the income approach. The Company determines the most appropriate valuation technique to use, given what is being measured and the availability of sufficient inputs, giving priority to observable inputs.

The Company categorizes its financial assets and liabilities into a three-level hierarchy, based on the significant input with the lowest level in their valuation. The input levels are as follows. Level 1 - Unadjusted quoted prices for identical assets or liabilities. The Company defines active markets based on average trading volume for common stock. The size of the bid/ask spread is used as an indicator of market activity for bonds. Level 2 - Quoted prices in markets that are not active or inputs that are observable either directly or indirectly. These inputs can include quoted prices for similar but not identical assets or liabilities other than quoted prices in Level 1, quoted prices in markets that are not active, or other significant inputs that are observable or can be derived principally from or corroborated by observable market data for substantially the full term of the assets or liabilities. Level 3 - Unobservable inputs that are supported by little or no market activity and are significant to the determination of estimated fair value of the assets and liabilities. Unobservable inputs reflect the reporting entity's own assumptions about the assumptions that market participants would use in pricing the asset or liability.

In general, investments classified within Level 3 use many of the same valuation techniques and inputs as described in the Level 2 discussions. However, if key inputs are unobservable, or if the investments are less liquid and there is very limited trading activity, the investments are generally classified as Level 3. The use of independent non-binding broker quotations to value investments generally indicates there is a lack of liquidity or the general lack of transparency in the process to develop the valuation estimates generally causing these investments to be classified in Level 3.

Excluded from the disclosure are investments accounted for under the equity method.

NOTES TO THE FINANCIAL STATEMENTS**Bonds, Stocks, Cash, Cash Equivalents and Short-term Investments**

When available, the estimated fair value for bonds, including loan-backed securities, unaffiliated preferred stocks, unaffiliated common stocks, cash equivalents and short-term investments are based on quoted prices in active markets that are readily and regularly obtainable. Generally, these investments are classified in Level 1, are the most liquid of the Company's securities holdings and valuation of these securities does not involve management's judgment.

When quoted prices in active markets are not available, the determination of estimated fair value is based on market standard valuation methodologies, giving priority to observable inputs. The significant inputs to the market standard valuation methodologies for certain types of securities with reasonable levels of price transparency are inputs that are observable in the market or can be derived principally from or corroborated by observable market data. Generally, these investments are classified in Level 2.

When observable inputs are not available, the market standard valuation methodologies rely on inputs that are significant to the estimated fair value that are not observable in the market or cannot be derived principally from or corroborated by observable market data. These unobservable inputs can be based in large part on management's judgment or estimation, and cannot be supported by reference to market activity. Even though these inputs are unobservable, management believes they are consistent with what other market participants would use when pricing such securities and are considered appropriate given the circumstances. Generally, these investments are classified in Level 3.

The use of different methodologies, assumptions and inputs may have a material effect on the estimated fair values of the Company's securities holdings.

The estimated fair value for cash approximates carrying value and is classified as Level 1 given the nature of cash.

Mortgage Loans

For mortgage loans, estimated fair value is primarily determined by estimating expected future cash flows and discounting them using current interest rates for similar mortgage loans with similar credit risk, or is determined from pricing for similar mortgage loans. The estimated fair values for impaired mortgage loans are principally obtained by estimating the fair value of the underlying collateral using market standard appraisal and valuation methods. Mortgage loans valued using significant unobservable inputs are classified in Level 3.

Derivatives

The estimated fair value of OTC derivatives is determined through the use of pricing models. The determination of estimated fair value, when quoted market values are not available, is based on market standard valuation methodologies and inputs that management believes are consistent with what other market participants would use when pricing such instruments. The significant inputs to the pricing models for most OTC derivatives are inputs that are observable in the market or can be derived principally from, or corroborated by, observable market data. Significant inputs that are observable generally include interest rates, foreign currency exchange rates, interest rate curves, credit curves and volatility. Derivative valuations can be affected by changes in interest rates, foreign currency exchange rates, financial indices, credit spreads, default risk, nonperformance risk, volatility, liquidity and changes in estimates and assumptions used in pricing models. Generally, these derivatives are classified in Level 2.

Most inputs for OTC derivatives are mid-market inputs but, in certain cases, liquidity adjustments are used when they are deemed more representative of exit value. Market liquidity, as well as the use of different methodologies, assumptions and inputs may have a material effect on the estimated fair values of the Company's derivatives and could materially affect the net change in capital and surplus.

Investment Income Due and Accrued

Due to the short-term nature of investment income due and accrued, the Company believes there is minimal risk of material changes in interest rates or the credit of the issuer such that estimated fair value approximates carrying value. These amounts are generally classified as Level 2.

Cash Collateral Received on Derivatives

The estimated fair value of cash collateral received on derivatives approximates carrying value as these obligations are short-term in nature. These amounts are generally classified in Level 2.

- D. At September 30, 2017, the Company had no investments where it was not practicable to estimate fair value.

21. Other Items

- A. Unusual or Infrequent Items

No significant change.

- B. Troubled Debt Restructuring

No significant change.

NOTES TO THE FINANCIAL STATEMENTS

C. Other Disclosures

No significant change.

D. Business Interruption Insurance Recoveries

No significant change.

E. State Transferable and Non-transferable Tax Credits

No significant change.

F. Subprime Mortgage Related Risk Exposure

(1) While there is no market standard definition, the Company defines subprime mortgage lending as the origination of residential mortgage loans to borrowers with weak credit profiles. The Company's exposure to subprime mortgage loans exists through investments in subprime RMBS. The majority of the Company's subprime RMBS exposure is the result of purchases in the current year. The subprime RMBS portfolio is performing within expectations and is in an unrealized gain position. The Company continues to closely monitor the performance of the subprime RMBS portfolio and the credit quality of the underlying assets.

(2) The Company had no direct exposure through investments in subprime loans during 2017 and 2016.

(3) Direct exposure through investments in subprime mortgage loans at September 30, 2017:

	Actual Cost	Book/Adjusted Carrying Value (excluding interest)	Fair Value	OTTI Losses Recognized
RMBS	\$ 4,164,015	\$ 4,161,930	\$ 4,218,877	\$ —
Total	\$ 4,164,015	\$ 4,161,930	\$ 4,218,877	\$ —

(4) The Company had no underwriting exposure to subprime mortgage risk through mortgage guaranty or financial guaranty insurance coverage during 2017 and 2016.

G. Insurance-Linked Securities Contracts

No significant change.

22. Events Subsequent

The Company executed issuance of a Federal Home Loan Bank of Boston advance to January 31, 2018 of \$50 million at a rate of 1.37% with a settlement date of October 31, 2017.

Effective November 7, 2017, the Company's Board of Directors approved making capital contributions of \$10 million and \$11 million to its subsidiaries Metropolitan Casualty Insurance Company and Metropolitan Direct Property and Casualty Insurance Company, respectively. The Company paid the capital contributions to the subsidiaries on November 9, 2017.

The Company has evaluated events subsequent to September 30, 2017 through November 10, 2017, which is the date these financial statements were available to be issued, and other than the above item, has determined there are no material subsequent events requiring adjustment to or disclosure in the financial statements.

The Company is not subject to the annual fee imposed under section 9010 of the Patient Protection and Affordable Care Act ("ACA").

23. Reinsurance

No significant change.

24. Retrospectively Rated Contracts & Contracts Subject to Redetermination

A-E. No significant change.

F. The Company is not subject to the risk sharing provision of the ACA.

25. Change in Incurred Losses and Loss Adjustment Expenses

Incurred losses and loss adjustment expenses attributable to insured events of prior years have decreased by \$11.3 million in the third quarter of 2017. The prior year incurred losses have decreased mainly for the auto liability and no fault coverages segment. The Company has no retrospectively rated policies.

26. Intercompany Pooling Arrangements

No significant change.

NOTES TO THE FINANCIAL STATEMENTS

27. Structured Settlements

No significant change.

28. Health Care Receivables

No significant change.

29. Participating Policies

No significant change.

30. Premium Deficiency Reserves

No significant change.

31. High Deductibles

No significant change.

32. Discounting of Liabilities for Unpaid Losses or Unpaid Loss Adjustment Expenses

No significant change.

33. Asbestos/Environmental (Mass Tort) Reserves

No significant change.

34. Subscriber Savings Accounts

No significant change.

35. Multiple Peril Crop Insurance

No significant change.

36. Financial Guaranty Insurance

A. No significant change.

B. As of September 30, 2017, the Company did not have any financial guaranty contracts.

GENERAL INTERROGATORIES

PART 1 - COMMON INTERROGATORIES

GENERAL

1.1 Did the reporting entity experience any material transactions requiring the filing of Disclosure of Material Transactions with the State of Domicile, as required by the Model Act? Yes [] No [X]

1.2 If yes, has the report been filed with the domiciliary state? Yes [] No []

2.1 Has any change been made during the year of this statement in the charter, by-laws, articles of incorporation, or deed of settlement of the reporting entity? Yes [] No [X]

2.2 If yes, date of change:

3.1 Is the reporting entity a member of an Insurance Holding Company System consisting of two or more affiliated persons, one or more of which is an insurer? If yes, complete Schedule Y, Parts 1 and 1A. Yes [X] No []

3.2 Have there been any substantial changes in the organizational chart since the prior quarter end? Yes [X] No []

3.3 If the response to 3.2 is yes, provide a brief description of those changes.

Various mergers, reorganizations and formations - See Schedule Y Part 1, Organization Chart - regarding information concerning activities of insurer members of a holding company group.

4.1 Has the reporting entity been a party to a merger or consolidation during the period covered by this statement? Yes [] No [X]

4.2 If yes, provide name of entity, NAIC Company Code, and state of domicile (use two letter state abbreviation) for any entity that has ceased to exist as a result of the merger or consolidation.

1 Name of Entity	2 NAIC Company Code	3 State of Domicile
	0	

5. If the reporting entity is subject to a management agreement, including third-party administrator(s), managing general agent(s), attorney-in-fact, or similar agreement, have there been any significant changes regarding the terms of the agreement or principals involved? If yes, attach an explanation. Yes [] No [X] N/A []

6.1 State as of what date the latest financial examination of the reporting entity was made or is being made. 12/31/2016

6.2 State the as of date that the latest financial examination report became available from either the state of domicile or the reporting entity. This date should be the date of the examined balance sheet and not the date the report was completed or released. 12/31/2011

6.3 State as of what date the latest financial examination report became available to other states or the public from either the state of domicile or the reporting entity. This is the release date or completion date of the examination report and not the date of the examination (balance sheet date). 05/28/2013

6.4 By what department or departments?

Rhode Island Insurance Division / Department of Business Regulation

6.5 Have all financial statement adjustments within the latest financial examination report been accounted for in a subsequent financial statement filed with Departments? Yes [X] No [] N/A []

6.6 Have all of the recommendations within the latest financial examination report been complied with? Yes [X] No [] N/A []

7.1 Has this reporting entity had any Certificates of Authority, licenses or registrations (including corporate registration, if applicable) suspended or revoked by any governmental entity during the reporting period? Yes [] No [X]

7.2 If yes, give full information:

8.1 Is the company a subsidiary of a bank holding company regulated with the Federal Reserve Board? Yes [] No [X]

8.2 If response to 8.1 is yes, please identify the name of the bank holding company.

8.3 Is the company affiliated with one or more banks, thrifts or securities firms? Yes [X] No []

8.4 If the response to 8.3 is yes, please provide below the names and location (city and state of the main office) of any affiliates regulated by a federal regulatory services agency [i.e. the Federal Reserve Board (FRB), the Office of the Comptroller of the Currency (OCC), the Federal Deposit Insurance Corporation (FDIC) and the Securities Exchange Commission (SEC)] and identify the affiliate's primary federal regulator].

1 Affiliate Name	2 Location (City, State)	3 FRB	4 OCC	5 FDIC	6 SEC
Bighthouse Investment Advisers, LLC	Boston, MA				YES
MetLife Investment Advisors, LLC	Wilmington, DE				YES
MetLife Investors Distribution Company	New York, NY				YES
Bighthouse Securities, LLC	Charlotte, NC				YES
MetLife Investments Securities, LLC	Whippany, NJ				YES

9.1 Are the senior officers (principal executive officer, principal financial officer, principal accounting officer or controller, or persons performing similar functions) of the reporting entity subject to a code of ethics, which includes the following standards? Yes [X] No []

- (a) Honest and ethical conduct, including the ethical handling of actual or apparent conflicts of interest between personal and professional relationships;
- (b) Full, fair, accurate, timely and understandable disclosure in the periodic reports required to be filed by the reporting entity;
- (c) Compliance with applicable governmental laws, rules and regulations;
- (d) The prompt internal reporting of violations to an appropriate person or persons identified in the code; and
- (e) Accountability for adherence to the code.

9.11 If the response to 9.1 is No, please explain:

9.2 Has the code of ethics for senior managers been amended? Yes [] No [X]

9.21 If the response to 9.2 is Yes, provide information related to amendment(s).

9.3 Have any provisions of the code of ethics been waived for any of the specified officers? Yes [] No [X]

9.31 If the response to 9.3 is Yes, provide the nature of any waiver(s).

GENERAL INTERROGATORIES

PART 1 - COMMON INTERROGATORIES

FINANCIAL

- 10.1 Does the reporting entity report any amounts due from parent, subsidiaries or affiliates on Page 2 of this statement? Yes No
- 10.2 If yes, indicate any amounts receivable from parent included in the Page 2 amount: \$ 191,764

INVESTMENT

- 11.1 Were any of the stocks, bonds, or other assets of the reporting entity loaned, placed under option agreement, or otherwise made available for use by another person? (Exclude securities under securities lending agreements.) Yes No
- 11.2 If yes, give full and complete information relating thereto:
Bank of America NA \$571,205; Barclays Bank PLC \$633,227; Citibank NA \$673,242.
12. Amount of real estate and mortgages held in other invested assets in Schedule BA: \$ 0
13. Amount of real estate and mortgages held in short-term investments: \$ 0
- 14.1 Does the reporting entity have any investments in parent, subsidiaries and affiliates? Yes No
- 14.2 If yes, please complete the following:

- 14.21 Bonds
- 14.22 Preferred Stock
- 14.23 Common Stock
- 14.24 Short-Term Investments
- 14.25 Mortgage Loans on Real Estate
- 14.26 All Other
- 14.27 Total Investment in Parent, Subsidiaries and Affiliates (Subtotal Lines 14.21 to 14.26)
- 14.28 Total Investment in Parent included in Lines 14.21 to 14.26 above

	1 Prior Year End Book/Adjusted Carrying Value	2 Current Quarter Book/Adjusted Carrying Value
\$	0	\$ 0
	0	0
	924,376,898	976,217,369
	0	0
	0	0
	23,343,172	23,047,753
\$	947,720,070	\$ 999,265,122
\$	0	\$ 0

- 15.1 Has the reporting entity entered into any hedging transactions reported on Schedule DB? Yes No
- 15.2 If yes, has a comprehensive description of the hedging program been made available to the domiciliary state? Yes No
- If no, attach a description with this statement.

16. For the reporting entity's security lending program, state the amount of the following as of current statement date:

- 16.1 Total fair value of reinvested collateral assets reported on Schedule DL, Parts 1 and 2: \$ 0
- 16.2 Total book adjusted/carrying value of reinvested collateral assets reported on Schedule DL, Parts 1 and 2: \$ 0
- 16.3 Total payable for securities lending reported on the liability page: \$ 0

17. Excluding items in Schedule E-Part 3-Special Deposits, real estate, mortgage loans and investments held physically in the reporting entity's offices, vaults or safety deposit boxes, were all stocks, bonds and other securities, owned throughout the current year held pursuant to a custodial agreement with a qualified bank or trust company in accordance with Section 1, III - General Examination Considerations, F. Outsourcing of Critical Functions, Custodial or Safekeeping Agreements of the NAIC *Financial Condition Examiners Handbook*? Yes No

17.1 For all agreements that comply with the requirements of the NAIC *Financial Condition Examiners Handbook*, complete the following:

1 Name of Custodian(s)	2 Custodian Address
JP Morgan Chase & Co	4 New York Plaza - 12th Floor, New York, NY, 10004

17.2 For all agreements that do not comply with the requirements of the NAIC *Financial Condition Examiners Handbook*, provide the name, location and a complete explanation:

1 Name(s)	2 Location(s)	3 Complete Explanation(s)

- 17.3 Have there been any changes, including name changes, in the custodian(s) identified in 17.1 during the current quarter? Yes No

17.4 If yes, give full and complete information relating thereto:

1 Old Custodian	2 New Custodian	3 Date of Change	4 Reason

17.5 Investment management – Identify all investment advisors, investment managers, broker/dealers, including individuals that have the authority to make investment decisions on behalf of the reporting entity. For assets that are managed internally by employees of the reporting entity, note as such ["...that have access to the investment accounts", "handle securities"].

1 Name of Firm or Individual	2 Affiliation
Metropolitan Life Insurance Company	A

- 17.5097 For those firms/individuals listed in the table for Question 17.5, do any firms/individuals unaffiliated with the reporting entity (i.e., designated with a "U") manage more than 10% of the reporting entity's assets? Yes No
- 17.5098 For firms/individuals unaffiliated with the reporting entity (i.e., designated with a "U") listed in the table for Question 17.5, does the total assets under management aggregate to more than 50% of the reporting entity's assets? Yes No

17.6 For those firms or individuals listed in the table for 17.5 with an affiliation code of "A" (affiliated) or "U" (unaffiliated), provide the information for the table below.

1 Central Registration Depository Number	2 Name of Firm or Individual	3 Legal Entity Identifier (LEI)	4 Registered With	5 Investment Management Agreement (IMA) Filed
4095	Metropolitan Life Insurance Company	549300H7EXFMRS487544	Not registered	DS

- 18.1 Have all the filing requirements of the *Purposes and Procedures Manual of the NAIC Investment Analysis Office* been followed? Yes No
- 18.2 If no, list exceptions:

GENERAL INTERROGATORIES

PART 1 - COMMON INTERROGATORIES

GENERAL INTERROGATORIES (continued)**PART 2 – PROPERTY & CASUALTY INTERROGATORIES**

1. If the reporting entity is a member of a pooling arrangement, did the agreement or the reporting entity's participation change? Yes [] No [] N/A [X]
If yes, attach an explanation.

2. Has the reporting entity reinsured any risk with any other reporting entity and agreed to release such entity from liability, in whole or in part, from any loss that may occur on the risk, or portion thereof, reinsured? Yes [] No [X]
If yes, attach an explanation.

- 3.1 Have any of the reporting entity's primary reinsurance contracts been canceled? Yes [] No [X]

- 3.2 If yes, give full and complete information thereto:

- 4.1 Are any of the liabilities for unpaid losses and loss adjustment expenses other than certain workers' compensation tabular reserves (see *Annual Statement Instructions* pertaining to disclosure of discounting for definition of "tabular reserves,") discounted at a rate of interest greater than zero? Yes [] No [X]

- 4.2 If yes, complete the following schedule:

1 Line of Business	2 Maximum Interest	3 Disc. Rate	Total Discount				Discount Taken During Period			
			4 Unpaid Losses	5 Unpaid LAE	6 IBNR	7 Total	8 Unpaid Losses	9 Unpaid LAE	10 IBNR	11 Total
	0.000	0.000	0	0	0	0	0	0	0	0
Total	XXX	XXX	0	0	0	0	0	0	0	0

- 5.1 Operating Percentages:

5.1 A&H loss percent	33.100%
5.2 A&H cost containment percent	0.000%
5.3 A&H expense percent excluding cost containment expenses	66.900%

- 6.1 Do you act as a custodian for health savings accounts? Yes [] No [X]

- 6.2 If yes, please provide the amount of custodial funds held as of the reporting date. \$ 0

- 6.3 Do you act as an administrator for health savings accounts? Yes [] No [X]

- 6.4 If yes, please provide the amount of funds administered as of the reporting date. \$ 0

SCHEDULE F - CEDED REINSURANCE

Showing All New Reinsurers - Current Year to Date

1 NAIC Company Code	2 ID Number	3 Name of Reinsurer	4 Domiciliary Jurisdiction	5 Type of Reinsurer	6 Certified Reinsurer Rating (1 through 6)	7 Effective Date of Certified Reinsurer Rating
------------------------------	----------------	------------------------	----------------------------------	---------------------------	---	--

All Other Insurers

00000.....	AA-3191289.....	Fidelis Insurance Bermuda Limited.....	BMU.....	Unauthorized....0.....
------------	-----------------	--	----------	------------------	-------------	-------

Metropolitan Property and Casualty Insurance Company

SCHEDULE T - EXHIBIT OF PREMIUMS WRITTEN

Current Year to Date - Allocated by States and Territories

States, Etc.	1 Active Status	Direct Premiums Written		Direct Losses Paid (Deducting Salvage)		Direct Losses Unpaid	
		2 Current Year to Date	3 Prior Year to Date	4 Current Year to Date	5 Prior Year to Date	6 Current Year to Date	7 Prior Year to Date
1. Alabama.....AL.....L.....		35,358,913	32,623,380	26,189,715	17,885,406	13,873,022	9,830,938
2. Alaska.....AK.....N.....		0	0	0	0	0	0
3. Arizona.....AZ.....L.....		13,296,210	15,015,312	7,273,459	8,027,850	4,317,673	3,089,930
4. Arkansas.....AR.....L.....		13,057,164	12,503,053	7,294,169	9,727,385	2,970,910	3,657,623
5. California.....CA.....N.....		0	0	0	0	0	0
6. Colorado.....CO.....L.....		21,585,493	25,772,903	25,228,361	25,084,289	13,781,333	18,189,311
7. Connecticut.....CT.....L.....		51,541,179	52,370,284	24,583,520	26,236,960	31,633,658	32,558,584
8. Delaware.....DE.....L.....		1,225,800	1,243,198	838,894	598,696	453,997	437,833
9. District of Columbia.....DC.....L.....		0	0	0	0	0	0
10. Florida.....FL.....L.....		3,038,740	3,077,370	1,524,259	2,102,938	3,110,886	2,841,372
11. Georgia.....GA.....L.....		15,345,916	15,101,182	12,159,905	10,866,849	5,998,116	5,769,691
12. Hawaii.....HI.....L.....		386,682	408,797	157,391	124,532	100,957	76,185
13. Idaho.....ID.....L.....		13,068,604	12,857,687	8,540,380	8,824,201	6,001,040	5,531,044
14. Illinois.....IL.....L.....		6,180,243	6,094,880	1,876,865	2,793,818	4,791,813	5,469,892
15. Indiana.....IN.....L.....		17,838,208	19,190,311	10,883,013	11,657,537	8,205,745	8,144,882
16. Iowa.....IA.....L.....		9,200,360	9,926,230	8,588,776	5,220,034	3,871,236	1,967,650
17. Kansas.....KS.....L.....		12,482,860	10,860,136	6,660,555	7,633,014	2,149,155	2,078,601
18. Kentucky.....KY.....L.....		23,534,922	21,925,635	13,456,663	11,646,172	11,163,307	9,300,783
19. Louisiana.....LA.....L.....		29,671,076	24,801,548	20,811,022	18,446,339	12,280,005	14,757,624
20. Maine.....ME.....L.....		22,428,807	20,981,537	9,469,164	9,316,969	7,753,781	5,576,560
21. Maryland.....MD.....L.....		5,322,348	5,569,120	2,686,690	3,132,173	1,000,564	1,480,752
22. Massachusetts.....MA.....L.....		218,253,374	217,872,940	106,134,216	116,219,166	73,497,896	74,775,335
23. Michigan.....MI.....L.....		2,709,269	2,640,843	1,585,952	3,138,749	10,619,004	9,561,697
24. Minnesota.....MN.....L.....		28,772,114	27,425,999	21,112,133	10,936,472	10,564,203	8,199,661
25. Mississippi.....MS.....L.....		14,331,145	13,689,467	6,399,768	7,312,400	2,020,916	2,467,853
26. Missouri.....MO.....L.....		7,473,788	7,265,188	6,291,419	6,928,579	2,720,136	2,634,211
27. Montana.....MT.....L.....		2,864,692	2,386,246	2,091,792	2,688,167	2,223,399	2,556,774
28. Nebraska.....NE.....L.....		4,262,673	5,191,972	6,549,591	9,040,893	4,052,437	3,603,464
29. Nevada.....NV.....L.....		6,121,566	6,336,427	4,602,392	4,077,800	2,818,719	3,163,905
30. New Hampshire.....NH.....L.....		9,212,658	9,452,988	3,305,362	4,406,884	2,243,976	2,653,181
31. New Jersey.....NJ.....L.....		100,121,175	92,806,382	54,480,509	50,767,219	68,758,100	62,405,184
32. New Mexico.....NM.....L.....		6,686,717	7,080,490	4,376,726	4,201,517	4,487,243	4,138,460
33. New York.....NY.....L.....		108,339,852	104,555,922	51,492,948	47,008,024	43,050,182	37,553,448
34. North Carolina.....NC.....L.....		65,547,477	65,727,725	43,600,549	41,920,637	24,440,619	19,628,586
35. North Dakota.....ND.....L.....		13,735,136	12,412,470	6,820,373	12,777,372	2,833,439	5,107,626
36. Ohio.....OH.....L.....		31,898,392	31,356,750	13,866,825	16,157,062	14,370,779	10,029,542
37. Oklahoma.....OK.....L.....		12,506,817	14,933,514	6,533,839	7,345,987	4,448,673	4,722,808
38. Oregon.....OR.....L.....		15,173,769	15,963,541	10,069,102	7,826,727	7,360,807	7,931,293
39. Pennsylvania.....PA.....L.....		18,037,827	16,268,368	8,555,991	7,585,389	8,832,728	8,661,782
40. Rhode Island.....RI.....L.....		30,965,023	29,668,434	12,678,556	16,987,423	16,567,831	16,138,992
41. South Carolina.....SC.....L.....		4,650,281	4,284,721	3,583,258	3,317,195	1,776,542	1,008,869
42. South Dakota.....SD.....L.....		4,573,730	4,434,494	5,162,566	2,384,795	1,781,537	2,157,163
43. Tennessee.....TN.....L.....		19,385,334	19,599,823	10,881,300	8,225,648	3,810,045	3,890,173
44. Texas.....TX.....L.....		7,252,228	5,665,789	2,173,204	2,174,930	9,165,406	3,379,211
45. Utah.....UT.....L.....		6,245,021	6,233,910	3,728,762	6,258,417	2,641,931	2,656,807
46. Vermont.....VT.....L.....		4,265,061	4,434,484	2,126,129	2,626,128	1,304,331	1,201,369
47. Virginia.....VA.....L.....		13,685,227	13,489,699	10,976,829	7,065,878	4,043,367	4,096,220
48. Washington.....WA.....L.....		29,950,755	29,775,438	18,023,756	18,918,463	17,624,865	9,263,677
49. West Virginia.....WV.....L.....		4,512,220	4,915,322	1,784,185	3,116,017	1,425,237	1,409,841
50. Wisconsin.....WI.....L.....		18,754,241	18,814,986	11,776,381	9,249,086	8,986,621	9,459,521
51. Wyoming.....WY.....L.....		5,974,456	5,993,526	3,715,394	3,383,424	2,075,863	2,103,855
52. American Samoa.....AS.....N.....		0	0	0	0	0	0
53. Guam.....GU.....N.....		0	0	0	0	0	0
54. Puerto Rico.....PR.....N.....		0	0	0	0	0	0
55. US Virgin Islands.....VI.....N.....		0	0	0	0	0	0
56. Northern Mariana Islands.....MP.....N.....		0	0	0	0	0	0
57. Canada.....CAN.....N.....		0	0	0	0	0	0
58. Aggregate Other Alien.....OT.....XXX.....		0	0	0	0	0	0
59. Totals.....(a)...49.....		1,110,825,543	1,091,000,421	632,702,608	623,371,610	494,004,030	457,319,763

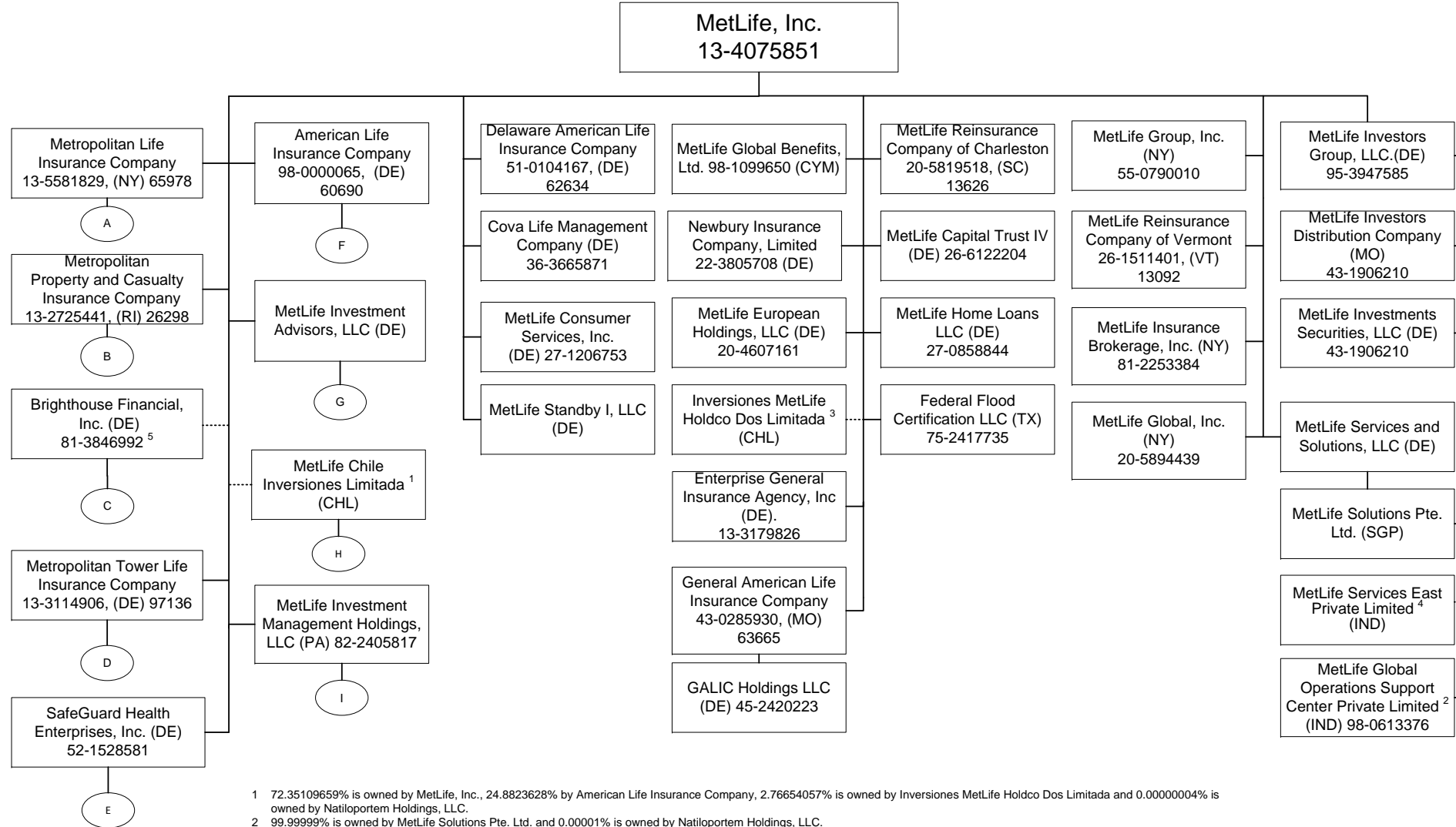
DETAILS OF WRITE-INS

58001.....	XXX.....	0	0	0	0	0	0
58002.....	XXX.....	0	0	0	0	0	0
58003.....	XXX.....	0	0	0	0	0	0
58998. Summary of remaining write-ins for Line 58 from overflow page....	XXX.....	0	0	0	0	0	0
58999. Totals (Lines 58001 thru 58003+ Line 58998) (Line 58 above).....	XXX.....	0	0	0	0	0	0

(L) - Licensed or Chartered - Licensed Insurance Carrier or Domiciled RRG; (R) - Registered - Non-domiciled RRGs; (Q) - Qualified - Qualified or Accredited Reinsurer; (E) - Eligible - Reporting Entities eligible or approved to write Surplus Lines in the state (other than their state of domicile see DSLI); (D) - DSLI - Domestic Surplus Lines Insurer (DSLI) - Reporting entities authorized to write Surplus Lines in the state of domicile; (N) - None of the above - Not allowed to write business in the state.
(a) Insert the number of D and L responses except for Canada and Other Alien.

SCHEDULE Y - INFORMATION CONCERNING ACTIVITIES OF INSURER MEMBERS OF A HOLDING COMPANY GROUP

PART 1 - ORGANIZATIONAL CHART

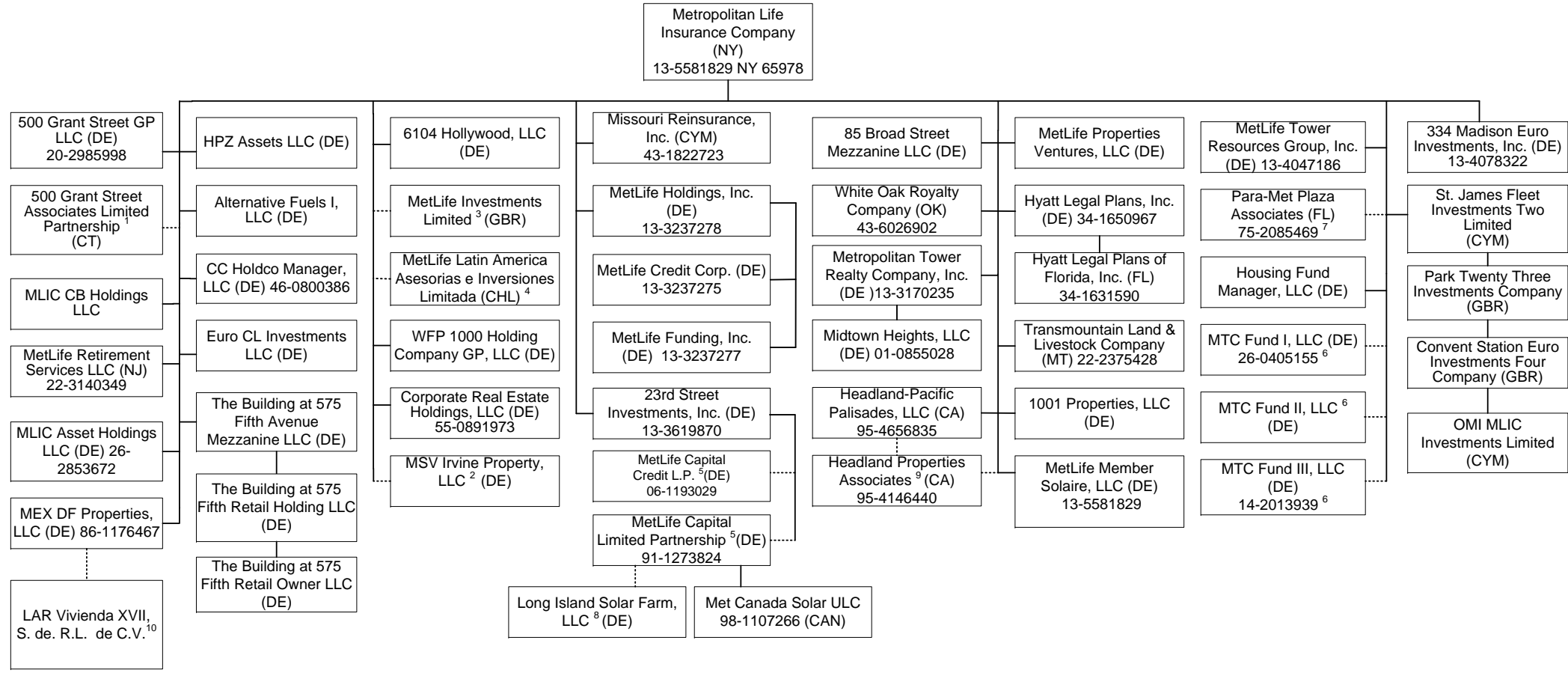


1 72.35109659% is owned by MetLife, Inc., 24.8823628% by American Life Insurance Company, 2.76654057% is owned by Inversiones MetLife Holdco Dos Limitada and 0.00000004% is owned by Natlioportem Holdings, LLC.
 2 99.999999% is owned by MetLife Solutions Pte. Ltd. and 0.00001% is owned by Natlioportem Holdings, LLC.
 3 99.99946% of Inversiones MetLife Holdco Dos Limitada is owned by MetLife, Inc., 0.000535% is owned by MetLife International Holdings, LLC. and 0.0000054% is owned by Natlioportem Holdings, LLC.
 4 99.99% of MetLife Services East Private Limited is owned by MetLife Solutions Pte. Ltd and .01% is owned by Natlioportem Holdings, LLC.
 5 On August 4, 2017, MetLife, Inc. ("MET") distributed approximately 80.8% of the shares of Brighthouse Financial, Inc.'s ("BHF") common stock to MET's common shareholders. As a result, MET's ownership of the BHF shares of common stock decreased to approximately 19.2%. MET granted BHF an irrevocable proxy to vote all of its remaining shares of BHF's common stock in proportion to the votes of BHF's other common shareholders. Consequently MET does not have any voting power over any BHF shares that it still owns. Accordingly, MET has filed disclaimers of affiliation of the Brighthouse insurance companies (Brighthouse Life Insurance Company, New England Life Insurance Company, Brighthouse Life Insurance Company of NY) with the domiciliary insurance departments. The Massachusetts Division of Insurance has approved the disclaimer of affiliation respecting New England Life Insurance Company, while the disclaimers respecting the other insurers remain pending with the Delaware Department of Insurance and the New York Department of Financial Services.

SCHEDULE Y - INFORMATION CONCERNING ACTIVITIES OF INSURER MEMBERS OF A HOLDING COMPANY GROUP

PART 1 - ORGANIZATIONAL CHART

A



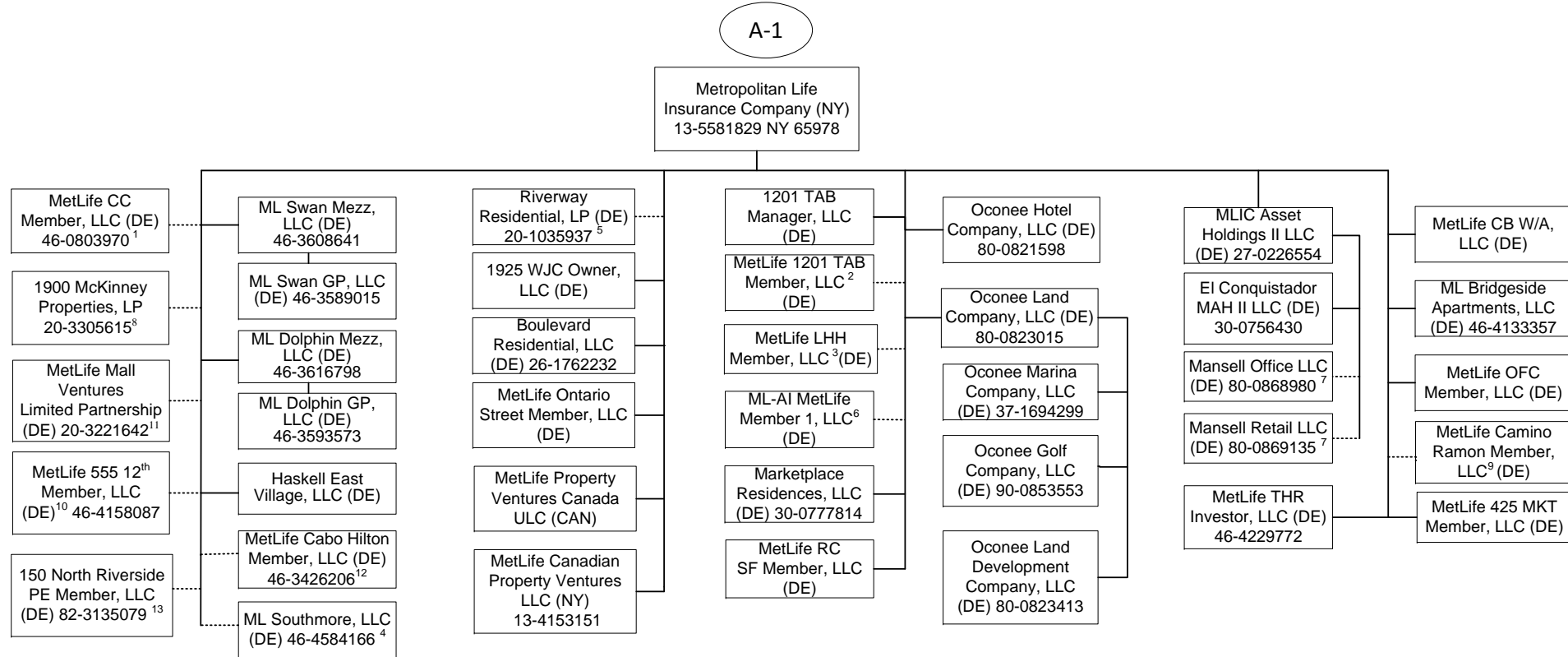
Q11.1

1 99% of 500 Grant Street Associates Limited Partnership is held by Metropolitan Life Insurance Company and 1% by 500 Grant Street GP LLC.
 2 4% of MSV Irvine Property, LLC is owned by Metropolitan Tower Realty Company, Inc. and 96% is owned by Metropolitan Life Insurance Company.
 3 23rd Street Investments, Inc. holds one share of MetLife Investments Limited.
 4 23rd Street Investments, Inc. holds .01% of MetLife Latin American Asesorias e Inversiones Limitada.
 5 1% General Partnership interest is held by 23rd Street Investment, Inc. and 99% Limited Partnership interest is held by Metropolitan Life Insurance Company.

6 Housing Fund Manager, LLC is the managing member and the remaining interests are held by a third party member.
 7 75% of the general partnership is held by Metropolitan Life Insurance Company and 25% of the General Partnership is held by Metropolitan Tower Realty Company, Inc.
 8 9.61% membership interest is held by Brighthouse Renewables Holding, LLC and 90.39% membership interest is held by LISF Solar Trust in which MetLife Capital Limited Partnership has a 100% beneficial interest.
 9 99% of Headland Properties Associates is owned by Metropolitan Life Insurance Company and 1% is owned by Headland-Pacific Palisades, LLC.
 10 99.99% of LAR Vivienda XVII S. de R.L. de C.V. is owned by MEX DF Properties, LLC and 0.01% is owned by Euro CL Investments LLC.

SCHEDULE Y - INFORMATION CONCERNING ACTIVITIES OF INSURER MEMBERS OF A HOLDING COMPANY GROUP

PART 1 - ORGANIZATIONAL CHART



Q11.2

1 95.122% of MetLife CC Member, LLC is held by Metropolitan Life Insurance Company and 4.878% by General American Life Insurance Company.

2 96.9% of MetLife 1201 TAB Member, LLC is owned by Metropolitan Life Insurance Company and 3.10% is owned by Metropolitan Property and Casualty Insurance Company.

3 99% of MetLife LHH Member, LLC is owned by Metropolitan Life Insurance Company and 1% by General American Life Insurance Company.

4 99% of ML Southmore, LLC is owned by Metropolitan Life Insurance Company and 1% by General American Life Insurance Company.

5 99.9% LP interest of Riverway Residential, LP is owned by Metropolitan Life Insurance Company and .1% GP interest is owned by Metropolitan Tower Realty Company, Inc.

6 95.199% of the membership interest is owned by Metropolitan Life Insurance Company and 4.801% by Metropolitan Property and Casualty Insurance Company.

7 73.0284% is owned by MLIC Asset Holdings II LLC and 26.9716% is owned by MLIC CB Holdings LLC.

8 99.9% LP interest of 1900 McKinney Properties, LP is owned by Metropolitan Life Insurance Company and 0.1% GP interest is owned by Metropolitan Tower Realty Company, Inc.

9 99% of MetLife Camino Ramon Member, LLC is owned by Metropolitan Life Insurance Company and 1% by General American Life Insurance Company.

10 94.6% of MetLife 555 12th Member, LLC is owned by Metropolitan Life Insurance Company and 5.4% is owned by General American Life Insurance Company.

11 99% LP interest of MetLife Mall Ventures Limited Partnership is owned by Metropolitan Life Insurance Company and 1% GP interest is owned by Metropolitan Tower Realty Company, Inc.

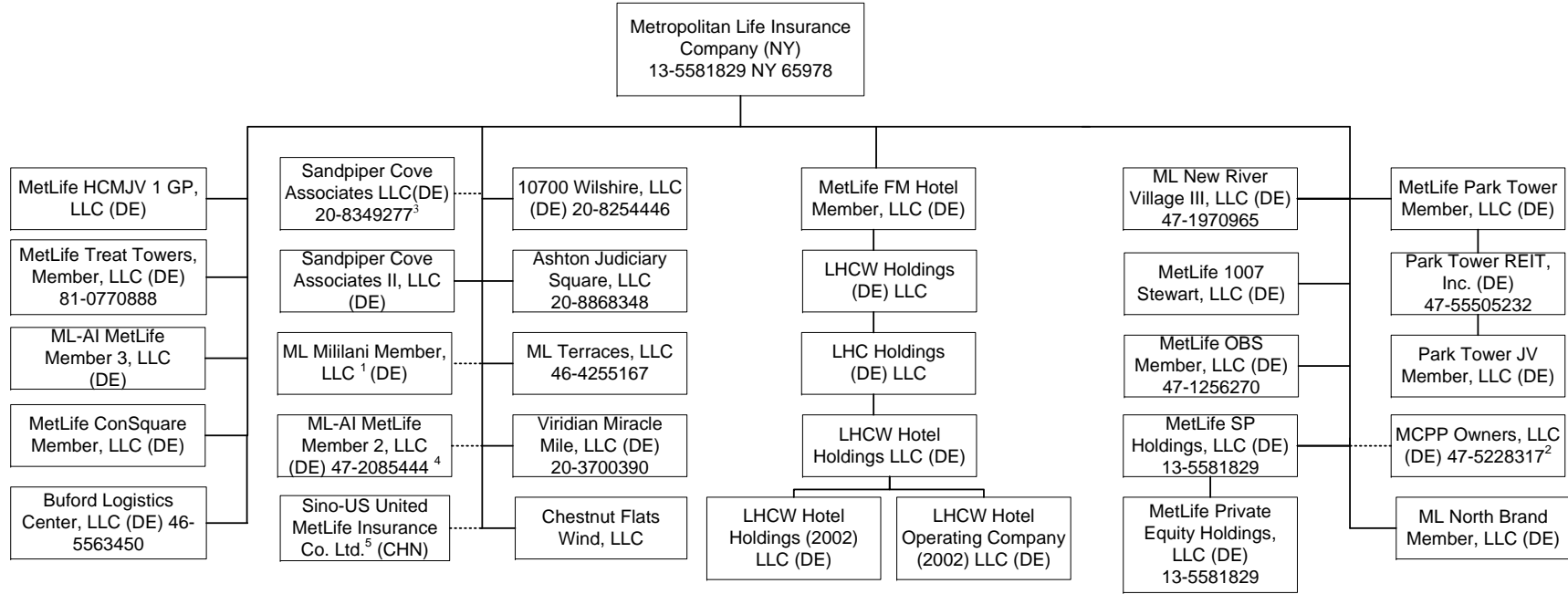
12 83.1% of MetLife Cabo Hilton Member, LLC is owned by Metropolitan Life Insurance Company and 16.9% by General American Life Insurance Company.

13 81.45% of 150 North Riverside PE Member, LLC is owned by Metropolitan Life Insurance Company, 13.32% is owned by General American Life Insurance Company and 5.23% is owned by Metropolitan Tower Life Insurance Company.

SCHEDULE Y - INFORMATION CONCERNING ACTIVITIES OF INSURER MEMBERS OF A HOLDING COMPANY GROUP

PART 1 - ORGANIZATIONAL CHART

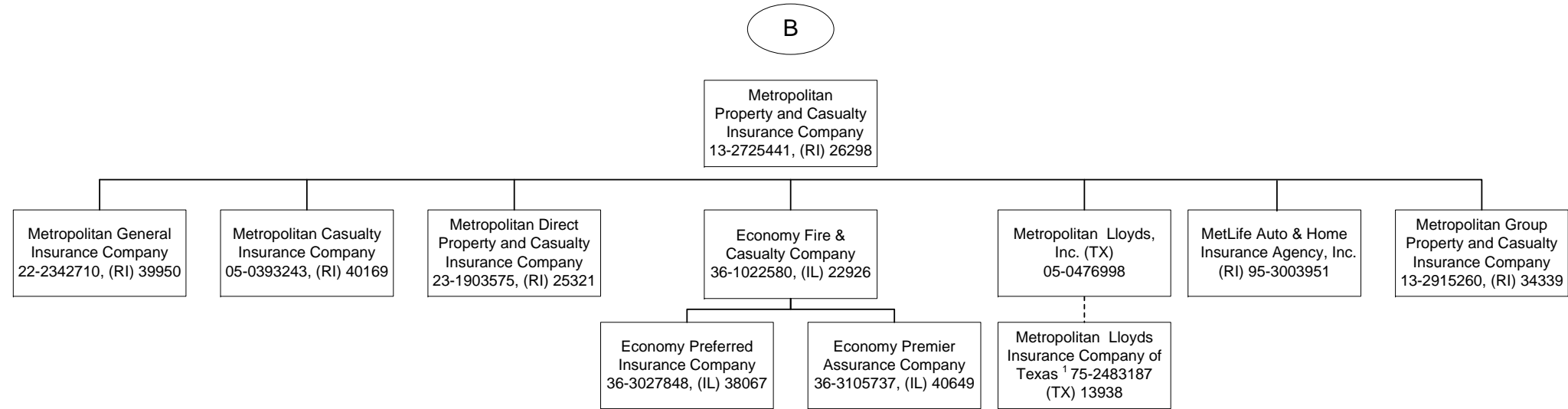
A-2



- 1 95% of ML Mililani Member, LLC is owned by Metropolitan Life Insurance Company and 5% is owned by General American Life Insurance Company.
- 2 84.503% of MCPP Owners, LLC is owned by Metropolitan Life Insurance Company, 0.603% by General American Life Insurance Company, 1.616% by Metropolitan Tower Life Insurance Company, 13.278% by MTL Leasing, LLC.
- 3 90.59% of the membership interest is owned by Metropolitan Life Insurance Company and 9.41% of the membership interest is owned by Metropolitan Tower Realty Company, Inc.
- 4 98.97% of ML-AI MetLife Member 2, LLC is owned by Metropolitan Life Insurance Company and 1.03% by General American Life Insurance Company.
- 5 50% of Sino-US United MetLife Insurance Co. Ltd. is owned by Metropolitan Life Insurance Company and 50% is owned by a third party.

SCHEDULE Y - INFORMATION CONCERNING ACTIVITIES OF INSURER MEMBERS OF A HOLDING COMPANY GROUP

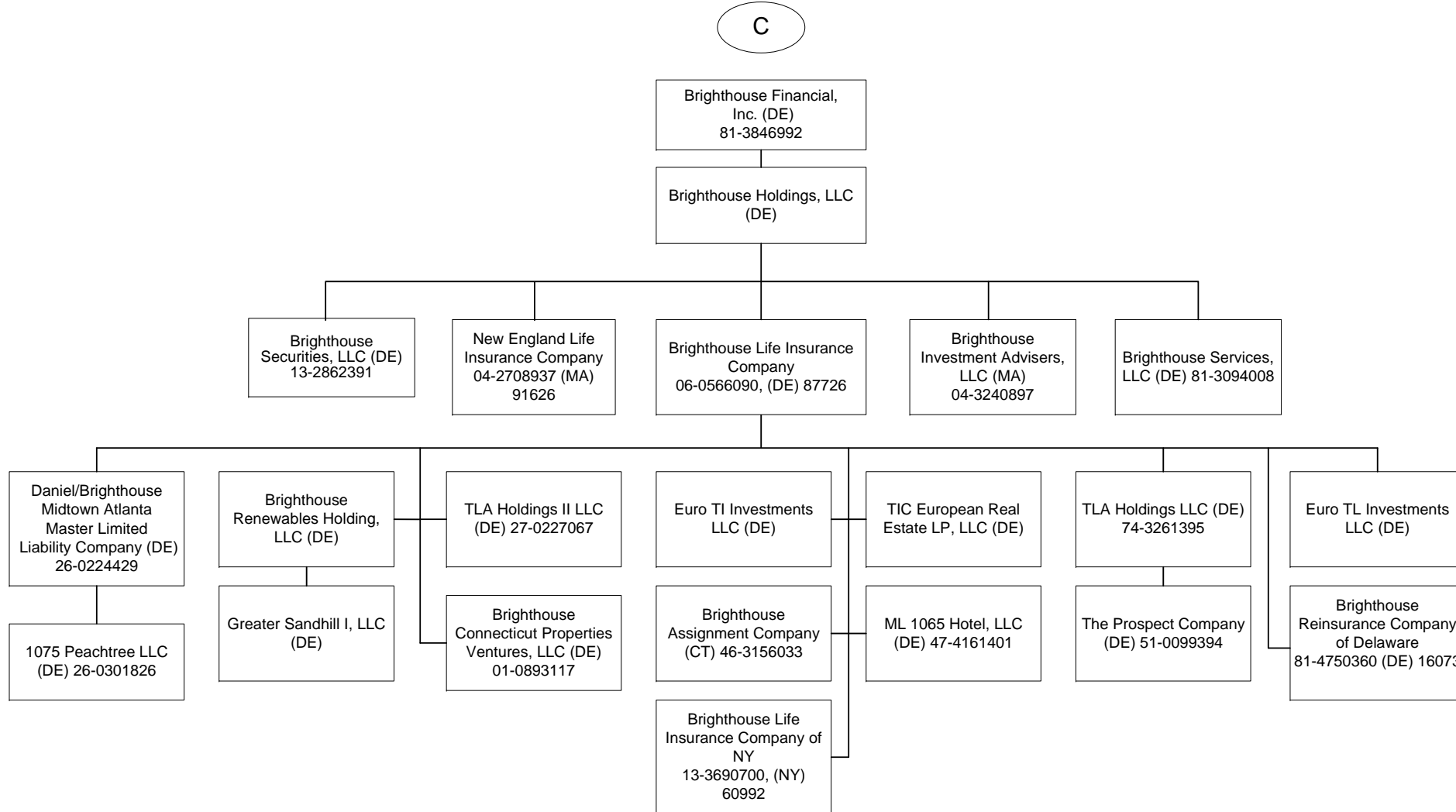
PART 1 - ORGANIZATIONAL CHART



¹ Metropolitan Lloyds Insurance Company of Texas, an affiliated association, provides automobile, homeowner and related insurance for the Texas market. It is an association of individuals designated as underwriters. Metropolitan Lloyds, Inc., a subsidiary of Metropolitan Property and Casualty Insurance Company, serves as the attorney-in-fact and manages the association.

SCHEDULE Y - INFORMATION CONCERNING ACTIVITIES OF INSURER MEMBERS OF A HOLDING COMPANY GROUP

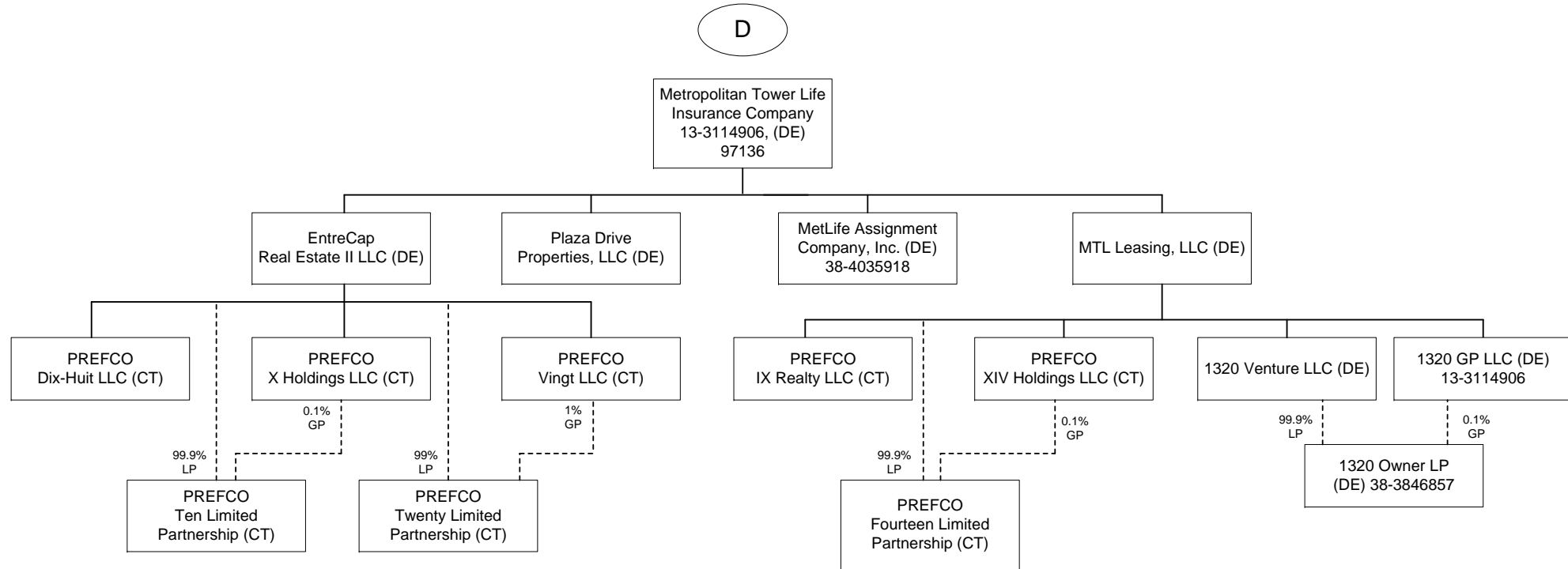
PART 1 - ORGANIZATIONAL CHART



Q11.5

SCHEDULE Y - INFORMATION CONCERNING ACTIVITIES OF INSURER MEMBERS OF A HOLDING COMPANY GROUP

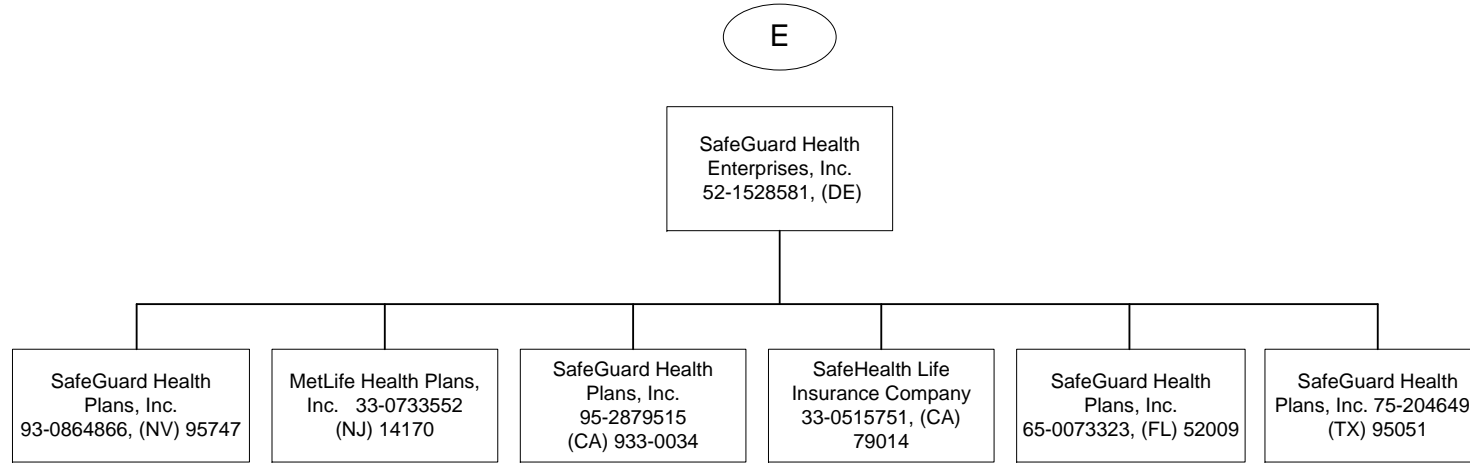
PART 1 - ORGANIZATIONAL CHART



Q11.6

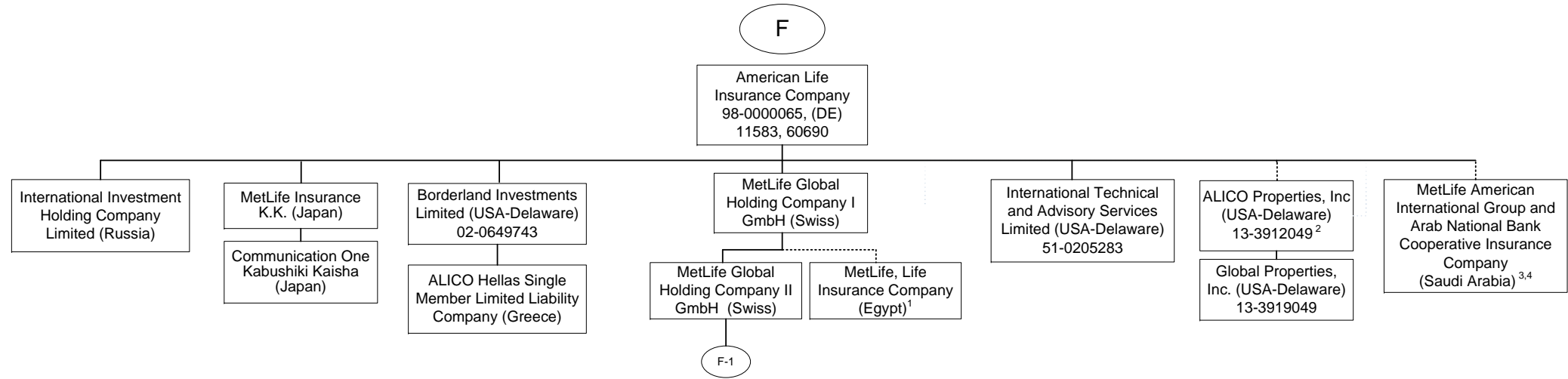
SCHEDULE Y - INFORMATION CONCERNING ACTIVITIES OF INSURER MEMBERS OF A HOLDING COMPANY GROUP

PART 1 - ORGANIZATIONAL CHART



SCHEDULE Y - INFORMATION CONCERNING ACTIVITIES OF INSURER MEMBERS OF A HOLDING COMPANY GROUP

PART 1 - ORGANIZATIONAL CHART

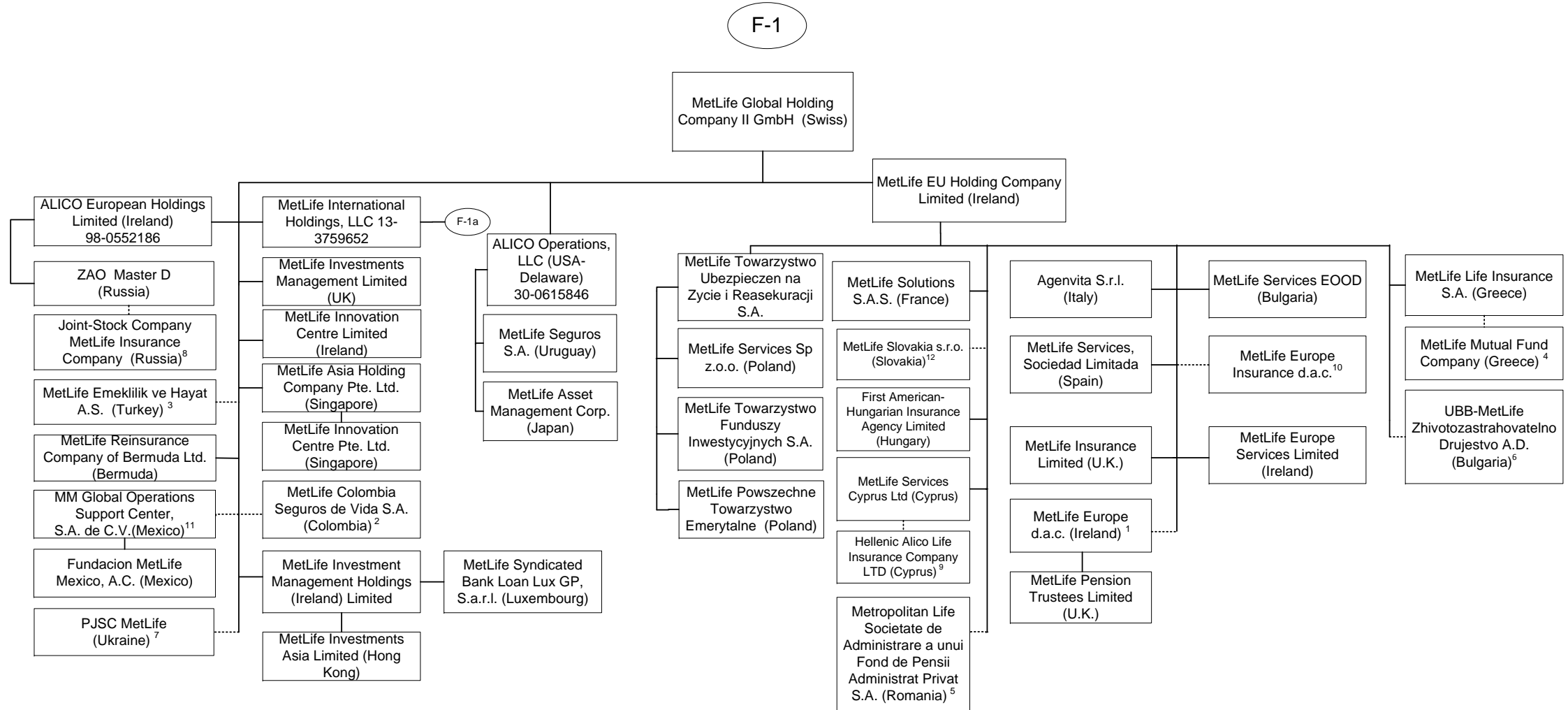


1 84.125% of MetLife, Life Insurance Company (Egypt) is owned by MetLife Global Holding Company I GmbH and the remaining interest by third parties.
 2 51% of ALICO Properties, Inc. is owned by American Life Insurance Company and the remaining interest by third parties.
 3 The Delaware Department of Insurance approved a disclaimer of affiliation and therefore, this company is not considered an affiliate under Delaware Law.
 4 30% of MetLife American International Group and Arab National Bank Cooperative Insurance Company is owned by American Life Insurance Company and the remaining interest by third parties.

SCHEDULE Y - INFORMATION CONCERNING ACTIVITIES OF INSURER MEMBERS OF A HOLDING COMPANY GROUP

PART 1 - ORGANIZATIONAL CHART

Q11.9

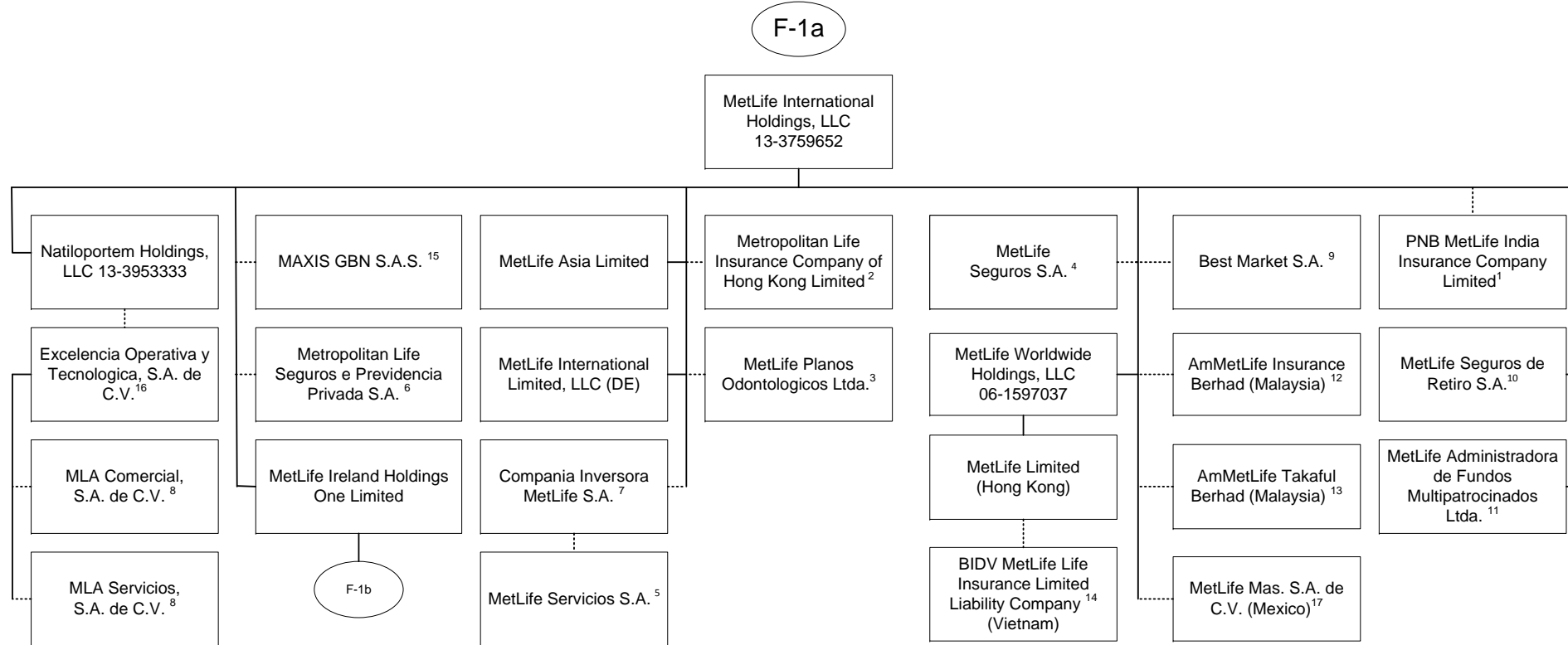


1 96.0031504% ownership interest of MetLife Europe d.a.c. is held by MetLife EU Holding Company Limited, 3.9967583% is held by American Life Insurance Company, and .0000913% is held by International Technical and Advisory Services.
 2 89.999966003% of MetLife Colombia Seguros de Vida S.A. is owned by MetLife Global Holding Company II GmbH, 10.00003032856% is owned by MetLife Global Holding Company I GmbH, International Technical and Advisory Services Limited, Borderland Investments Limited and Natiloportem Holdings, LLC each owns 0.000001222926%.
 3 99.98% of MetLife Emeklilik ve Hayat A.S. is owned by MetLife Global Holding Company II GmbH (Swiss) and the remaining by third parties.
 4 90% of MetLife Mutual Fund Company is owned by MetLife Life Insurance S.A. and the remaining interest by a third party.
 5 99.9836% of Metropolitan Life Societate de Administrare a unui Fond de Pensii Administrat Privat S.A. is owned by MetLife EU Holding Company Limited and 0.0164% by MetLife Services Sp z.o.o.

6 40% of UBB-MetLife Zhivotozastrahovatelno Drujestvo AD is owned by MetLife EU Holding Company Limited and the remaining by third parties
 7 99.9988% of PJSC MetLife is owned by MetLife Global Holding Company II GmbH, .0006% is owned by International Technical and Advisory Services Limited and the remaining .0006% is owned by Borderland Investments Limited.
 8 51% of Joint-Stock Company MetLife Insurance Company is owned by ZAO Master D and 49% is owned by MetLife Global Holding Company II GmbH.
 9 27.5% of Hellenic Alico Life Insurance Company Ltd. is owned by MetLife Services Cyprus Ltd (Cyprus) and the remaining by a third party.
 10 93% MetLife Europe Insurance d.a.c. is held by MetLife EU Holding Company Limited and the remaining 7% is held by American Life Insurance Company.
 11 99.999509% of MM Global Operations Support Center S.A. de C.V. (Mexico) is held by MetLife Global Holding Company II GmbH (Swiss) and 0.000491% is held by MetLife Global Holding Company I GmbH (Swiss).
 12 99.956% of MetLife Slovakia s.r.o. (Slovakia) is owned by MetLife EU Holding Company Limited and 0.044% is owned by ITAS.

SCHEDULE Y - INFORMATION CONCERNING ACTIVITIES OF INSURER MEMBERS OF A HOLDING COMPANY GROUP

PART 1 - ORGANIZATIONAL CHART



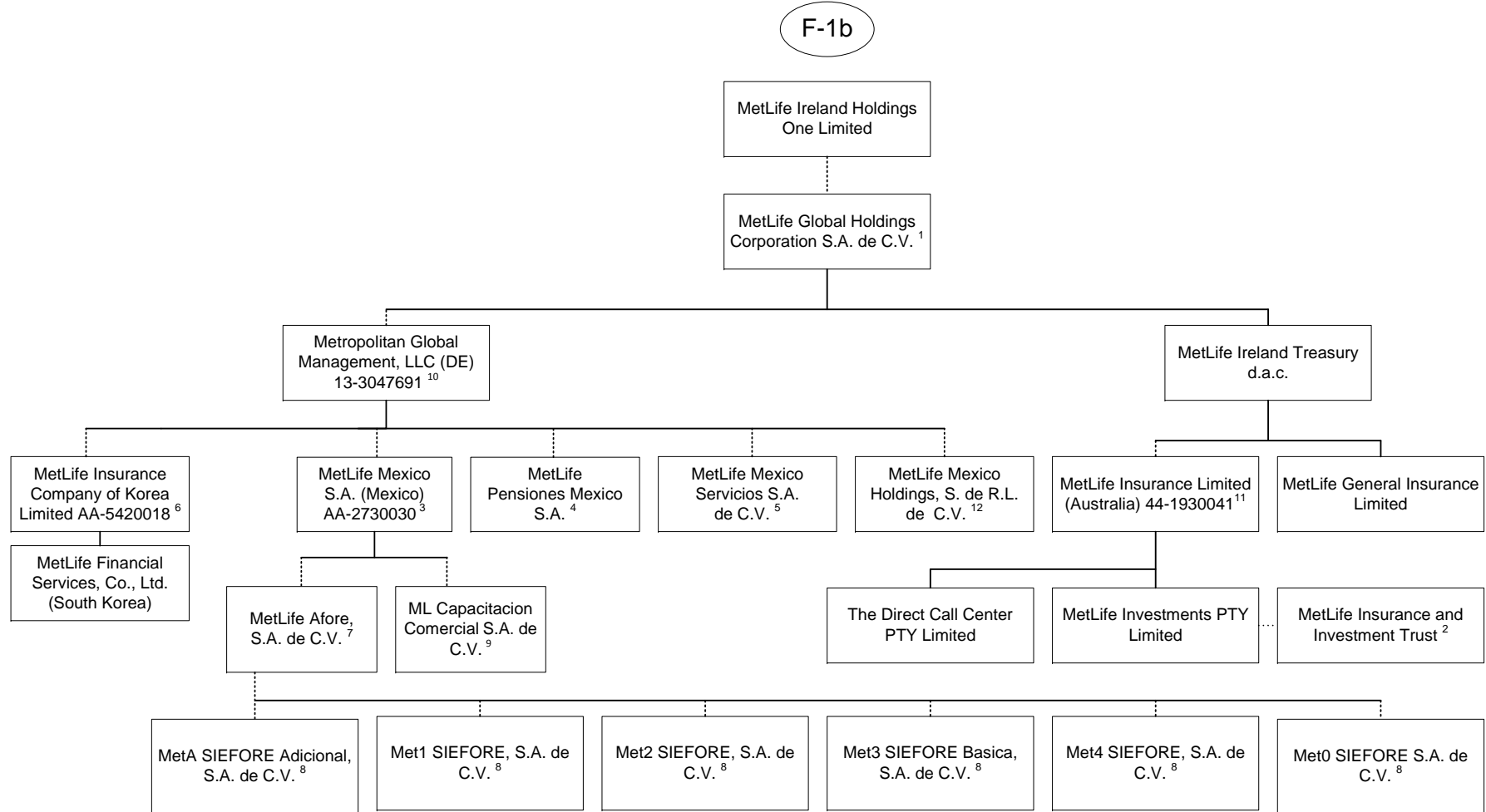
Q11.10

1 26% is owned by MetLife International Holdings, LLC and 74% is owned by third parties.
 2 99.99935% is owned by MetLife International Holdings, LLC and 0.00065% is owned by Natiloportem Holdings, LLC.
 3 99.999% is owned by MetLife International Holdings, LLC and .001% is owned by Natiloportem Holdings, LLC.
 4 95.5242% is owned by MetLife International Holdings, LLC and 2.6753% is owned by Natiloportem Holdings, LLC, and 1.8005% is owned by International Technical and Advisory Services Limited.
 5 18.87% of the shares of MetLife Servicios S.A. are held by Compania Inversora MetLife S.A., 79.88% is owned by MetLife Seguros S.A., .99% is held by Natiloportem Holdings, LLC and .26% is held by MetLife Seguros de Retiro S.A.
 6 66.662% is owned by MetLife International Holdings, LLC, 33.337% is owned by MetLife Worldwide Holdings, LLC and 0.001% is owned by Natiloportem Holdings, LLC.
 7 95.46% is owned by MetLife International Holdings, LLC and 4.54% is owned by Natiloportem Holdings, LLC.
 8 99% is owned by Excelencia Operativa y Tecnologica, S.A. de C.V. and 1% is owned by MetLife Mexico Servicios S.A. de C.V.

9 5% of the shares are held by Natiloportem Holdings, LLC and 95% is owned by MetLife International Holdings, LLC.
 10 96.8897% is owned by MetLife International Holdings, LLC, 3.1102% is owned by Natiloportem Holdings, and .0001% is owned by International Technical and Advisory Services Limited.
 11 99.99998% of MetLife Administradora de Fondos Multipatrocিনados Ltda. is owned by MetLife International Holdings, LLC and .00002% by Natiloportem Holdings, LLC.
 12 50.000001% of AmMetLife Insurance Berhad is owned by MetLife International Holdings, LLC and the remainder by a third party.
 13 49.999999% of AmMetLife Takaful Berhad is owned by MetLife International Holdings, LLC and the remainder by a third party.
 14 60% of BIDV MetLife Life Insurance Limited Liability Company is held by MetLife Limited (Hong Kong) and the remainder by third parties.
 15 50% of MAXIS GBN S.A.S. is held by MetLife International Holdings, LLC and the remainder by third parties.
 16 99% of Excelencia Operativa y Tecnologica, S.A. de C.V. is held by Natiloportem Holdings, LLC and 1% by MetLife Mexico Servicios S.A. de C.V.
 17 99.99964399% MetLife Mas, SA de C.V. is owned by MetLife International Holdings, LLC and .00035601% is owned by International Technical and Advisory Services Limited.

SCHEDULE Y - INFORMATION CONCERNING ACTIVITIES OF INSURER MEMBERS OF A HOLDING COMPANY GROUP

PART 1 - ORGANIZATIONAL CHART



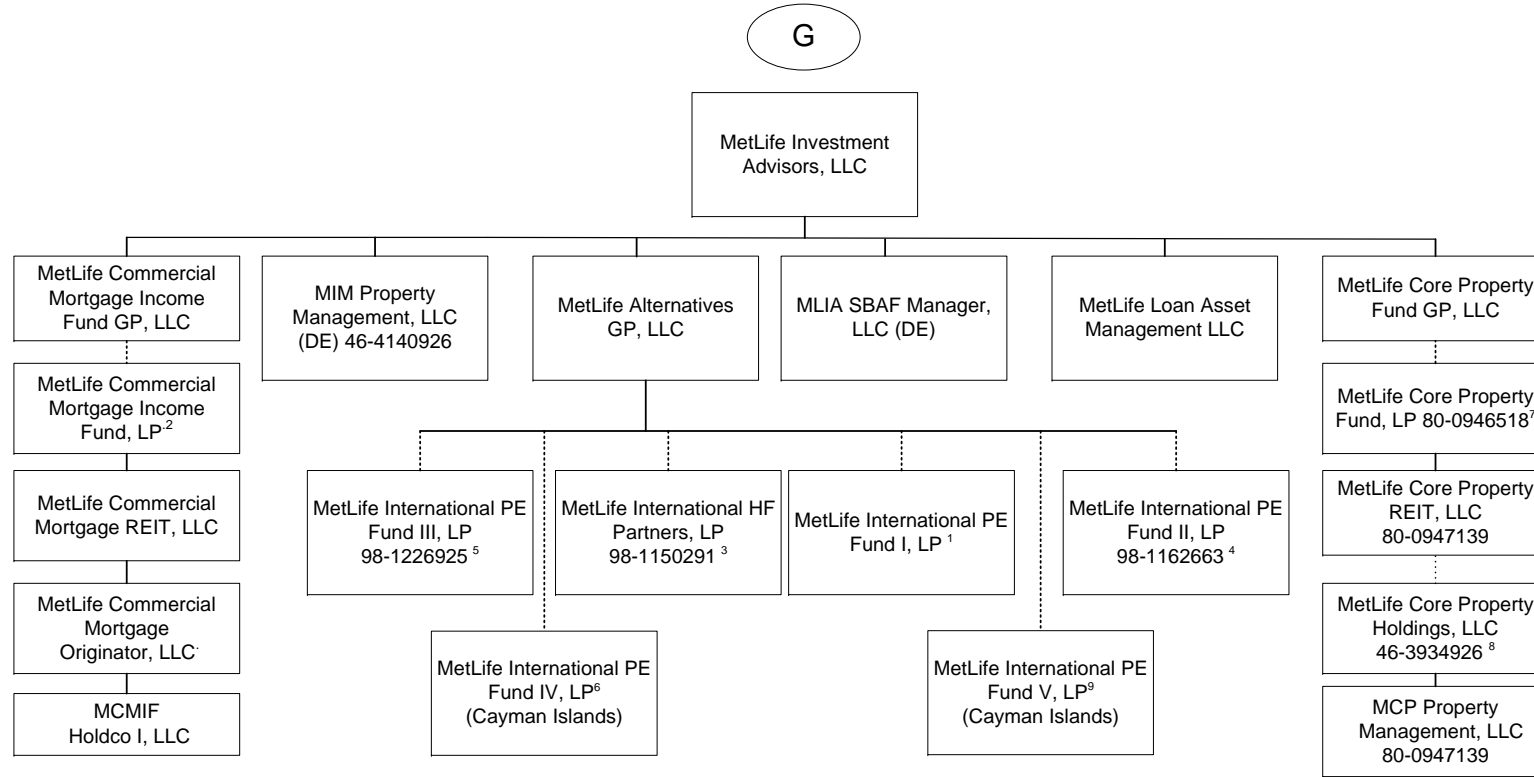
1 98.9% is owned by MetLife Ireland Holdings One Limited and 1.1% is owned by MetLife International Limited, LLC.
 2 MetLife Insurance and Investment Trust is a trust vehicle, the trustee of which is MetLife Investments PTY Limited ("MIPL"). MIPL is a wholly owned subsidiary of MetLife Insurance Limited.
 3 99.050271% is owned by Metropolitan Global Management, LLC and .949729% is owned by MetLife International Holdings, LLC.
 4 97.5125% is owned by Metropolitan Global Management, LLC and 2.4875% is owned by MetLife International Holdings, LLC.
 5 98% is owned by Metropolitan Global Management, LLC and 2% is owned by MetLife International Holdings, LLC.
 6 14.64% is owned by MetLife Mexico, S.A. and 85.36% is owned by Metropolitan Global Management, LLC.

7 99.99% is owned by MetLife Mexico S.A. (Mexico) and .01% is owned by MetLife Pensiones S.A.
 8 99.99% is owned by MetLife Afore, S.A. de C.V. and .01% is owned by MetLife Mexico S.A. (Mexico).
 9 99% is owned by MetLife Mexico S.A. and 1% is owned by MetLife Mexico Servicios, S.A. de C.V.
 10 99.7% is owned by MetLife Global Holdings Corporation S.A. de C.V. and 0.3% is owned by MetLife International Holdings, LLC.
 11 91.16468% of MetLife Insurance Limited (Australia) is owned by MetLife Ireland Treasury d.a.c. and 8.83532% by MetLife Global Holdings Corp. S.A. de C.V.
 12. 99.99995% is owned by Metropolitan Global Management, LLC and .00005% is owned by Exelencia Operativa y Tecnologica, S.A. de C.V.

Q11.11

SCHEDULE Y - INFORMATION CONCERNING ACTIVITIES OF INSURER MEMBERS OF A HOLDING COMPANY GROUP

PART 1 - ORGANIZATIONAL CHART



1 92.593% of the Limited Partnership interests of this entity is owned by MetLife Insurance K.K., 4.115% is owned by MetLife Mexico S.A., 2.716% by MetLife Limited (Hong Kong) and the remaining 0.576% is owned by Metropolitan Life Insurance Company of Hong Kong Limited.

2 MetLife Commercial Mortgage Income Fund GP, LLC is the General Partner of MetLife Commercial Mortgage Income Fund, LP (the "Fund"). A majority of the limited partnership interests in the Fund are held by third parties. The following affiliates hold a minority share of the limited partnership interests in the Fund: Metropolitan Life Insurance Company owns 30.09%, MetLife Limited owns 3.38, MetLife Insurance Company of Korea Limited owns 4.93%, Metropolitan Life Insurance Company of Hong Kong Limited owns 0.68% and Brighthouse Life Insurance Company owns 10.03%.

3 88.22% of the Limited partnership interests of this entity is owned by MetLife Insurance K.K. (Japan), 9.47% is owned by MetLife Insurance Company of Korea Limited, 2.29% is owned by MetLife Limited (Hong Kong) and 0.02% is owned by MetLife Alternatives, GP.

4 94.54% of the limited partnership interest of MetLife International PE Fund II, LP is owned by MetLife Insurance K.K. (Japan), 2.77% is owned by MetLife Limited (Hong Kong), 2.1% is owned by MetLife Mexico, S.A. and 0.59% is owned by Metropolitan Life Insurance Company Hong Kong Limited.

5 88.93% of the limited partnership interest of MetLife International PE Fund III, LP is owned by MetLife Insurance K.K. (Japan), 7.91% is owned by MetLife Insurance Company of Korea Limited, 2.61% is owned by MetLife Limited (Hong Kong) and 0.55% is owned by Metropolitan Life Insurance Company Hong Kong Limited.

6 94.70% of the Limited Partnership interests of MetLife International PE Fund IV, LP is owned by MetLife Insurance K.K., 3.79% is owned by MetLife Insurance Company of Korea Limited, 1.51% is owned by MetLife Limited (Hong Kong).

7 MetLife Core Property Fund GP, LLC is the general partner of MetLife Core Property Fund, LP (the "Fund"). A substantial majority of the limited partnership interests in the Fund are held by third parties. The following affiliates hold a minority share of the limited partnership interests in the Fund: Metropolitan Life Insurance Company owns 20.06%, Metropolitan Life Insurance Company (on behalf of Separate Account 746) owns 3.24%, MetLife Insurance Company of Korea Limited owns 2.91%, General American Life Insurance Company owns 0.07% and Brighthouse Life Insurance Company owns 0.14%.

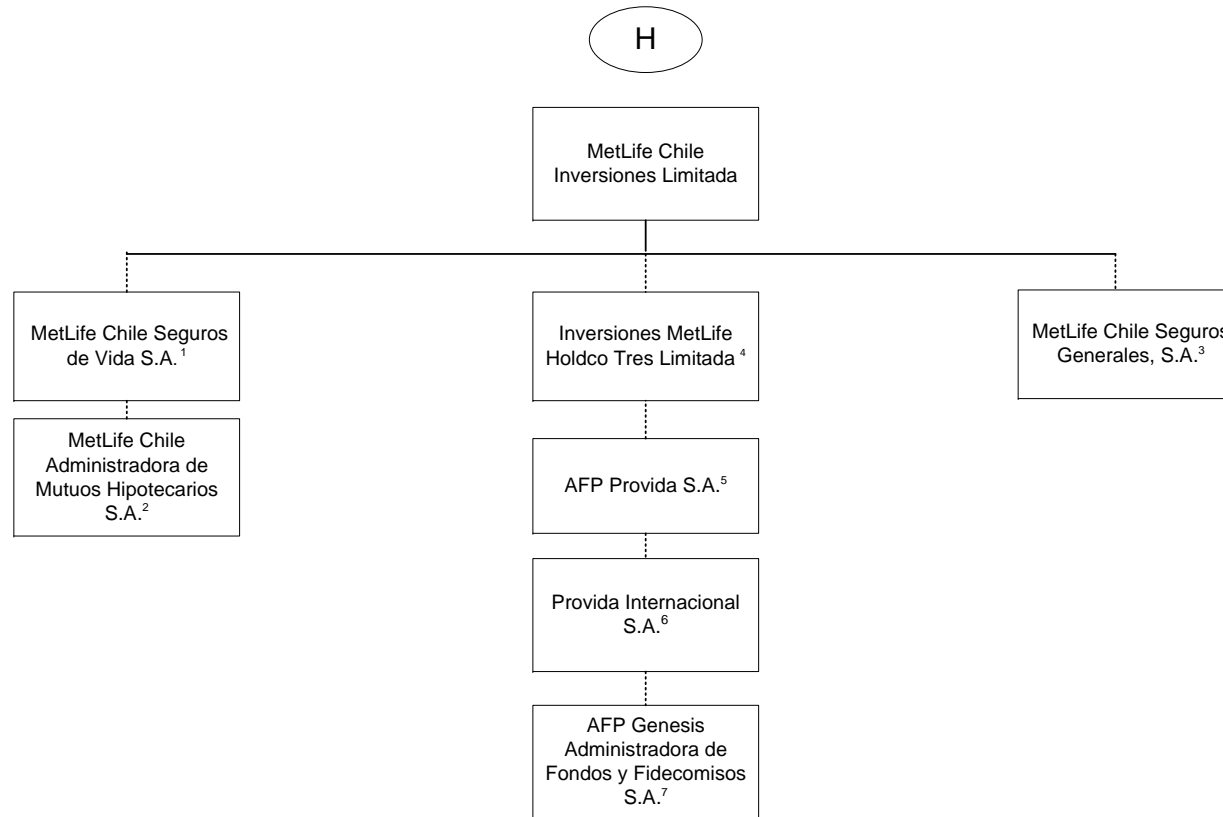
8 MetLife Core Property Holdings, LLC holds the following single-property LLC's: Magnolia Park Greenville Venture, LLC; Magnolia Park Greenville, LLC; MCP 100 Congress Member, LLC; MCP 1900 McKinney, LLC; MCP 22745 & 22755 Relocation Drive, LLC; MCP 3040 Post Oak, LLC; MCP 4600 South Syracuse, LLC; MCP 550 West Washington, LLC; MCP 60 11th Street, LLC; MCP 60th 11th Street Member, LLC; MCP 7 Riverway, LLC; MCP 9020 Murphy Road, LLC; MCP Alley 24 East, LLC; MCP Ashton South End, LLC; MCP Block 23 Members, LLC; MCP Buford Logistics Center 2 Member LLC; MCP Buford Logistics Center, Bldg B, LLC; MCP Denver Pavilions Member, LLC; MCP DMCBP Phase II Member LLC; MCP EnV Chicago, LLC; MCP Fife Enterprise Member, LLC; MCP Highland Park Lender, LLC; MCP Lodge at Lakecrest, LLC; MCP Magnolia Park Member, LLC; MCP Main Street Village, LLC; MCP Northyards Holdco, LLC; MCP Northyards Master Lessee, LLC; MCP Northyards Owner, LLC; MCP One Westside, LLC; MCP Paragon Point, LLC; MCP Plaza at Legacy, LLC; MCP Property Management, LLC; MCP Seattle Gateway I Member, LLC; MCP Seattle Gateway II Member, LLC; MCP Seventh and Osborne MF Member, LLC; MCP Seventh and Osborne Retail Member, LLC; MCP SoCal Industrial Kellwood, LLC; MCP SoCal Industrial-Anaheim, LLC; MCP SoCal Industrial-Bernardo, LLC; MCP SoCal Industrial-Canyon, LLC; MCP SoCal Industrial-Concourse, LLC; MCP SoCal Industrial-Fullerton, LLC; MCP SoCal Industrial-LAX, LLC; MCP SoCal Industrial-Loker, LLC; MCP SoCal Industrial-Ontario, LLC; MCP SoCal Industrial-Springdale, LLC; MCP SoCal Industry-Redondo, LLC; MCP The Palms Doral, LLC; MCP Trimble Campus, LLC; MCP VOA Holdings, LLC; MCP VOA I & III, LLC; MCP VOA II, LLC; MCP Waterford Atrium, LLC; MCP Acquisition, LLC; MetLife Core Property TRS, LLC.

9 81.699% of the Limited Partnership interests of this entity is owned by MetLife Insurance K.K., 15.033% is owned by MetLife Limited (Hong Kong) and 3.268% is owned by MetLife Insurance Company of Korea, Limited.

Q11.12

SCHEDULE Y - INFORMATION CONCERNING ACTIVITIES OF INSURER MEMBERS OF A HOLDING COMPANY GROUP

PART 1 - ORGANIZATIONAL CHART

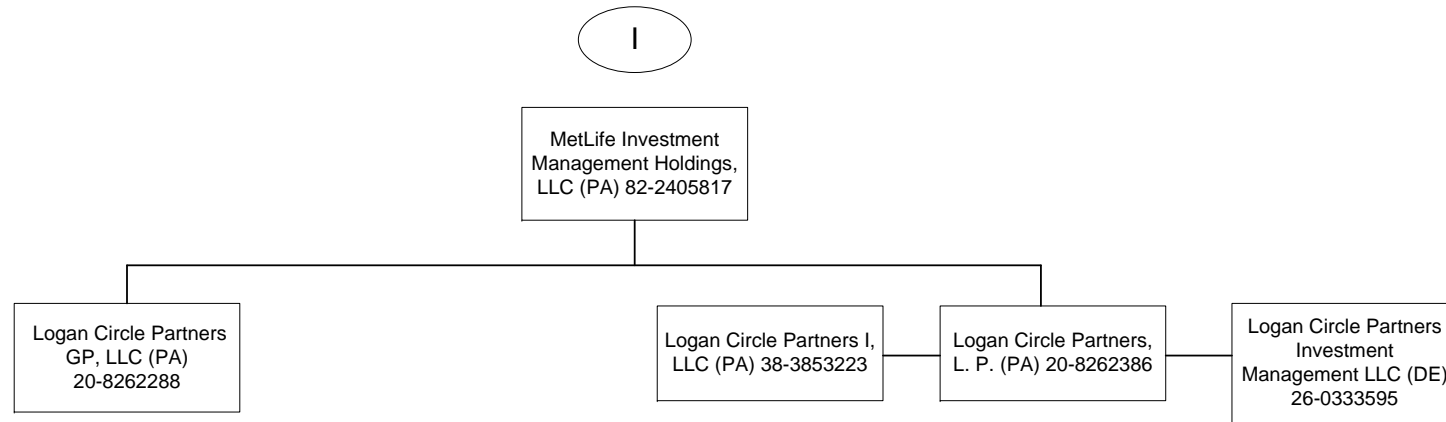


1 99.997% is held by MetLife Chile Inversiones Limitada and .003% by International Technical and Advisory Services Limited.
 2 99.9% is held by MetLife Chile Seguros de Vida S.A. and 0.1% by MetLife Chile Inversiones Limitada.
 3 99.98% of MetLife Chile Seguros Generales, S.A. is owned by MetLife Chile Inversiones Limitada and 0.02% by Inversiones MetLife Holdco Dos Limitada.
 4 97.13% of Inversiones MetLife Holdco Tres Limitada is owned by MetLife Chile Inversiones Limitada and 2.87% is owned by Inversiones MetLife Holdco Dos Limitada.

5 42.3815% of AFP Provida S.A. is owned by Inversiones MetLife Holdco Dos Limitada, 42.3815% owned by Inversiones MetLife Holdco Tres Limitada and 10.9224% by MetLife Chile Inversiones Limitada and the remainder is owned by the public.
 6 99.99% of Provida Internacional S.A. is owned by AFP Provida S.A. and .01% by MetLife Chile Inversiones Limitada.
 7 99.9% of AFP Genesis Administradora de Fondos y Fidecomisos S.A. is owned by Provida Internacional S.A. and 0.1% by AFP Provida S.A.

SCHEDULE Y - INFORMATION CONCERNING ACTIVITIES OF INSURER MEMBERS OF A HOLDING COMPANY GROUP

PART 1 - ORGANIZATIONAL CHART



SCHEDULE Y - INFORMATION CONCERNING ACTIVITIES OF INSURER MEMBERS OF A HOLDING COMPANY GROUP

PART 1 - ORGANIZATIONAL CHART

- 1) The voting securities (excluding directors' qualifying shares, if any) of each subsidiary shown on the organizational chart are 100% owned by their respective parent corporation, unless otherwise indicated.
- 2) The Metropolitan Money Market Pool and MetLife Intermediate Income Pool are pass-through investments pools, of which Metropolitan Life Insurance Company and/or its subsidiaries and/or affiliates are general partners.
- 3) The MetLife, Inc. organizational chart does not include real estate joint ventures and partnerships of which MetLife, Inc. and/or its subsidiaries is an investment partner. In addition, certain inactive subsidiaries have also been omitted.
- 4) MetLife Services EEIG is a cost-sharing mechanism used in European Union for European Union-affiliated members.

SCHEDULE Y

PART 1A - DETAIL OF INSURANCE HOLDING COMPANY SYSTEM

1	2	3	4	5	6	7	8	9	10	11	12	13	14	15	16
Group Code	Group Name	NAIC Company Code	ID Number	Federal RSSD	CIK	Name of Securities Exchange if Publicly Traded (U.S. or International)	Names of Parent, Subsidiaries or Affiliates	Domiciliary Location	Relationship to Reporting Entity	Directly Controlled by (Name of Entity/Person)	Type of Control (Ownership Board, Management, Attorney-in-Fact, Influence, Other)	If Control is Ownership Provide Percentage	Ultimate Controlling Entity(ies)/Person(s)	Is an SCA Filing Required? (Y/N)	*
Members															
0241	MetLife.....	00000..	13-4075851..	2945824	1099219	NYSE, ISE.....	MetLife, Inc.....	DE.....	UDP.....	Board of Directors.....	Board of Directors	0.000	Board of Directors.....	Y	0.....
0241	MetLife.....	65978..	13-5581829..	1583845	937834		Metropolitan Life Insurance Company.....	NY.....	IA.....	MetLife, Inc.....	Ownership.....	100.000	MetLife, Inc.....	N	0.....
0241	MetLife.....	00000..	20-2985998..	0	0		500 Grant Street GP, LLC.....	DE.....	NIA.....	Metropolitan Life Insurance Company.....	Ownership.....	100.000	MetLife, Inc.....	N	0.....
0241	MetLife.....	00000..		0	0		500 Grant Street Associates Limited Partnership	CT.....	NIA.....	Metropolitan Life Insurance Company.....	Ownership.....	99.000	MetLife, Inc.....	N	0.....
0241	MetLife.....	00000..		0	0		500 Grant Street Associates Limited Partnership	CT.....	NIA.....	500 Grant Street GP LLC.....	Ownership.....	1.000	MetLife, Inc.....	N	0.....
0241	MetLife.....	00000..	22-3140349..	0	0		MetLife Retirement Services LLC.....	NJ.....	NIA.....	Metropolitan Life Insurance Company.....	Ownership.....	100.000	MetLife, Inc.....	N	0.....
0241	MetLife.....	63665..	43-0285930..	0	728240		General American Life Insurance Company.....	MO.....	IA.....	MetLife, Inc.....	Ownership.....	100.000	MetLife, Inc.....	N	0.....
0241	MetLife.....	00000..	45-2420223..	0	0		GALIC Holdings LLC.....	DE.....	NIA.....	General American Life Insurance Company.....	Ownership.....	100.000	MetLife, Inc.....	N	0.....
0241	MetLife.....	00000..		0	0		MLIC CB Holdings LLC.....	DE.....	NIA.....	Metropolitan Life Insurance Company.....	Ownership.....	100.000	MetLife, Inc.....	N	0.....
0241	MetLife.....	00000..		0	0		HPZ Assets LLC.....	DE.....	NIA.....	Metropolitan Life Insurance Company.....	Ownership.....	100.000	MetLife, Inc.....	N	0.....
0241	MetLife.....	00000..		0	0		Alternative Fuels I, LLC.....	DE.....	NIA.....	Metropolitan Life Insurance Company.....	Ownership.....	100.000	MetLife, Inc.....	N	0.....
0241	MetLife.....	00000..	46-0800386..	0	0		CC Holdco Manager, LLC.....	DE.....	NIA.....	Metropolitan Life Insurance Company.....	Ownership.....	100.000	MetLife, Inc.....	N	0.....
0241	MetLife.....	00000..	13-5581829..	0	0		MetLife Private Equity Holdings, LLC.....	DE.....	NIA.....	MetLife SP Holdings, LLC.....	Ownership.....	100.000	MetLife, Inc.....	N	0.....
0241	MetLife.....	00000..		0	0		Euro CL Investments LLC.....	DE.....	NIA.....	Metropolitan Life Insurance Company.....	Ownership.....	100.000	MetLife, Inc.....	N	0.....
0241	MetLife.....	00000..		0	0		1001 Properties, LLC.....	DE.....	NIA.....	Metropolitan Life Insurance Company.....	Ownership.....	100.000	MetLife, Inc.....	N	0.....
0241	MetLife.....	00000..		0	0		6104 Hollywood, LLC.....	DE.....	NIA.....	Metropolitan Life Insurance Company.....	Ownership.....	100.000	MetLife, Inc.....	N	0.....
0241	MetLife.....	00000..		0	0		The Building at 575 Fifth Avenue Mezzanine LLC	DE.....	NIA.....	Metropolitan Life Insurance Company.....	Ownership.....	100.000	MetLife, Inc.....	N	0.....
0241	MetLife.....	00000..		0	0		The Building at 575 Fifth Retail Holding LLC.....	DE.....	NIA.....	The Building at 575 Fifth Avenue Mezzanine LLC	Ownership.....	100.000	MetLife, Inc.....	N	0.....
0241	MetLife.....	00000..		0	0		The Building at 575 Fifth Retail Owner LLC.....	DE.....	NIA.....	The Building at 575 Fifth Retail Holding LLC.....	Ownership.....	100.000	MetLife, Inc.....	N	0.....
0241	MetLife.....	00000..	20-8254446..	0	0		10700 Wilshire, LLC.....	DE.....	NIA.....	Metropolitan Life Insurance Company.....	Ownership.....	100.000	MetLife, Inc.....	N	0.....
0241	MetLife.....	00000..		0	0		Sandpiper Cove Associates II, LLC.....	DE.....	NIA.....	Metropolitan Life Insurance Company.....	Ownership.....	100.000	MetLife, Inc.....	N	0.....
0241	MetLife.....	00000..		0	0		ML Mililani Member, LLC.....	DE.....	NIA.....	Metropolitan Life Insurance Company.....	Ownership.....	95.000	MetLife, Inc.....	N	0.....
0241	MetLife.....	00000..		0	0		ML Mililani Member, LLC.....	DE.....	NIA.....	General American Life Insurance Company.....	Ownership.....	5.000	MetLife, Inc.....	N	0.....
0241	MetLife.....	00000..		0	0		ML North Brand Member.....	DE.....	NIA.....	Metropolitan Life Insurance Company.....	Ownership.....	100.000	MetLife, Inc.....	N	0.....
0241	MetLife.....	00000..		0	0		MCPP Owners, LLC.....	DE.....	NIA.....	Metropolitan Life Insurance Company.....	Ownership.....	84.503	MetLife, Inc.....	N	0.....
0241	MetLife.....	00000..	47-5228317..	0	0		MCPP Owners, LLC.....	DE.....	NIA.....	General American Life Insurance Company.....	Ownership.....	0.603	MetLife, Inc.....	N	0.....
0241	MetLife.....	00000..	47-5228317..	0	0		MCPP Owners, LLC.....	DE.....	NIA.....	Metropolitan Tower Life Insurance Company.....	Ownership.....	1.616	MetLife, Inc.....	N	0.....
0241	MetLife.....	00000..	47-5228317..	0	0		MCPP Owners, LLC.....	DE.....	NIA.....	MTL Leasing, LLC.....	Ownership.....	13.278	MetLife, Inc.....	N	0.....
0241	MetLife.....	00000..	20-3700390..	0	0		Viridian Miracle Mile, LLC.....	DE.....	NIA.....	Metropolitan Life Insurance Company.....	Ownership.....	100.000	MetLife, Inc.....	N	0.....
0241	MetLife.....	00000..	98-1107266..	0	0		MetLife Canada Solar ULC.....	CAN.....	NIA.....	MetLife Capital, Limited Partnership.....	Ownership.....	100.000	MetLife, Inc.....	N	0.....
0241	MetLife.....	00000..		4275534	0		MetLife Investments Asia Limited (Hong Kong).	HKG.....	NIA.....	MetLife Investment Management Holdings (Ireland) Limited	Ownership.....	100.000	MetLife, Inc.....	N	0.....

Q12

SCHEDULE Y

PART 1A - DETAIL OF INSURANCE HOLDING COMPANY SYSTEM

1	2	3	4	5	6	7	8	9	10	11	12	13	14	15	16
Group Code	Group Name	NAIC Company Code	ID Number	Federal RSSD	CIK	Name of Securities Exchange if Publicly Traded (U.S. or International)	Names of Parent, Subsidiaries or Affiliates	Domiciliary Location	Relationship to Reporting Entity	Directly Controlled by (Name of Entity/Person)	Type of Control (Ownership Board, Management, Attorney-in-Fact, Influence, Other)	If Control is Ownership Provide Percentage	Ultimate Controlling Entity(ies)/Person(s)	Is an SCA Filing Required? (Y/N)	*
0241	MetLife.....	00000..		42544270		MetLife Investments Limited (UK).....	GBR.....	NIA.....	Metropolitan Life Insurance Company.....	Ownership.....99.000	MetLife, Inc.....Y.....	0.....
0241	MetLife.....	00000..		42544270		MetLife Investments Limited (UK).....	GBR.....	NIA.....	23rd Street Investments, Inc.....	Ownership.....1.000	MetLife, Inc.....Y.....	0.....
0241	MetLife.....	00000..		42544450		MetLife Latin America Asesorias e Inversiones Limitada (Chile)	CHL.....	NIA.....	Metropolitan Life Insurance Company.....	Ownership.....99.990	MetLife, Inc.....N.....	0.....
0241	MetLife.....	00000..		42544450		MetLife Latin America Asesorias e Inversiones Limitada (Chile)	CHL.....	NIA.....	23rd Street Investments, Inc.....	Ownership.....0.010	MetLife, Inc.....N.....	0.....
0241	MetLife.....	00000..	86-1176467..00		MEX DF Properties, LLC.....	DE.....	NIA.....	Metropolitan Life Insurance Company.....	Ownership.....100.000	MetLife, Inc.....N.....	0.....
0241	MetLife.....	00000..	00		LAR Vivienda XVII, S. de. R. L. de C.V.....	MEX.....	NIA.....	MEX DF Properties, LLC.....	Ownership.....99.990	MetLife, Inc.....N.....	0.....
0241	MetLife.....	00000..	00		LAR Vivienda XVII, S. de. R. L. de C.V.....	MEX.....	NIA.....	Euro CL Investments LLC.....	Ownership.....0.010	MetLife, Inc.....N.....	0.....
0241	MetLife.....	00000..	55-0891973..00		Corporate Real Estate Holdings, LLC.....	DE.....	NIA.....	Metropolitan Life Insurance Company.....	Ownership.....100.000	MetLife, Inc.....N.....	0.....
0241	MetLife.....	00000..	00		WFP 1000 Holding Company GP, LLC.....	DE.....	NIA.....	Metropolitan Life Insurance Company.....	Ownership.....100.000	MetLife, Inc.....N.....	0.....
0241	MetLife.....	00000..	00		MSV Irvine Property, LLC.....	DE.....	NIA.....	Metropolitan Life Insurance Company.....	Ownership.....96.000	MetLife, Inc.....N.....	0.....
0241	MetLife.....	00000..	00		MSV Irvine Property, LLC.....	DE.....	NIA.....	Metropolitan Tower Realty Company, Inc.....	Ownership.....4.000	MetLife, Inc.....N.....	0.....
0241	MetLife.....	00000..	13-3619870..00		23rd Street Investments, Inc.....	DE.....	NIA.....	Metropolitan Life Insurance Company.....	Ownership.....100.000	MetLife, Inc.....Y.....	0.....
0241	MetLife.....	00000..	06-1193029..00		MetLife Capital Credit L.P.....	DE.....	NIA.....	Metropolitan Life Insurance Company.....	Ownership.....99.000	MetLife, Inc.....N.....	0.....
0241	MetLife.....	00000..	06-1193029..00		MetLife Capital Credit L.P.....	DE.....	NIA.....	23rd Street Investments, Inc.....	Ownership.....1.000	MetLife, Inc.....N.....	0.....
0241	MetLife.....	00000..	91-1273824..00		MetLife Capital, Limited Partnership.....	DE.....	NIA.....	Metropolitan Life Insurance Company.....	Ownership.....99.000	MetLife, Inc.....N.....	0.....
0241	MetLife.....	00000..	91-1273824..00		MetLife Capital, Limited Partnership.....	DE.....	NIA.....	23rd Street Investments, Inc.....	Ownership.....1.000	MetLife, Inc.....N.....	0.....
0241	MetLife.....	00000..	00		Long Island Solar Farm, LLC.....	DE.....	NIA.....	Brighthouse Renewables Holding, LLC.....	Ownership.....9.610	MetLife, Inc.....N.....	0.....
0241	MetLife.....	00000..	00		Long Island Solar Farm, LLC.....	DE.....	NIA.....	MetLife Capital, Limited Partnership.....	Ownership.....90.390	MetLife, Inc.....N.....	0.....
0241	MetLife.....	00000..	43-1822723..	42755070		Missouri Reinsurance, Inc.....	CYM.....	IA.....	Metropolitan Life Insurance Company.....	Ownership.....100.000	MetLife, Inc.....N.....	0.....
0241	MetLife.....	00000..	13-3237278..00		MetLife Holdings, Inc.....	DE.....	NIA.....	Metropolitan Life Insurance Company.....	Ownership.....100.000	MetLife, Inc.....Y.....	0.....
0241	MetLife.....	00000..	13-3237275..00		MetLife Credit Corp.....	DE.....	NIA.....	MetLife Holdings, Inc. (DE).....	Ownership.....100.000	MetLife, Inc.....N.....	0.....
0241	MetLife.....	00000..	13-3237277..00		MetLife Funding, Inc.....	DE.....	NIA.....	MetLife Holdings, Inc. (DE).....	Ownership.....100.000	MetLife, Inc.....N.....	0.....
0241	MetLife.....	00000..	00		85 Broad Street Mezzanine LLC.....	DE.....	NIA.....	Metropolitan Life Insurance Company.....	Ownership.....100.000	MetLife, Inc.....N.....	0.....
0241	MetLife.....	00000..	46-5563450..00		Buford Logistics Center, LLC.....	DE.....	NIA.....	Metropolitan Life Insurance Company.....	Ownership.....100.000	MetLife, Inc.....N.....	0.....
0241	MetLife.....	00000..	00		MetLife Park Tower Member, LLC.....	DE.....	NIA.....	Metropolitan Life Insurance Company.....	Ownership.....100.000	MetLife, Inc.....N.....	0.....
0241	MetLife.....	00000..	47-5505232..00		Park Tower REIT, Inc.....	DE.....	NIA.....	MetLife Park Tower Member, LLC.....	Ownership.....100.000	MetLife, Inc.....N.....	0.....
0241	MetLife.....	00000..	00		Park Tower JV Member, LLC.....	DE.....	NIA.....	Park Tower REIT, Inc.....	Ownership.....100.000	MetLife, Inc.....N.....	0.....
0241	MetLife.....	00000..	13-3170235..00		Metropolitan Tower Realty Company, Inc.....	DE.....	NIA.....	Metropolitan Life Insurance Company.....	Ownership.....100.000	MetLife, Inc.....Y.....	0.....
0241	MetLife.....	00000..	01-0855028..00		Midtown Heights, LLC.....	DE.....	NIA.....	Metropolitan Tower Realty Company, Inc.....	Ownership.....100.000	MetLife, Inc.....N.....	0.....
0241	MetLife.....	00000..	95-4656835..00		Headland-Pacific Palisades, LLC.....	CA.....	NIA.....	Metropolitan Life Insurance Company.....	Ownership.....100.000	MetLife, Inc.....N.....	0.....
0241	MetLife.....	00000..	95-4146440..00		Headland Properties Associates.....	CA.....	NIA.....	Metropolitan Life Insurance Company.....	Ownership.....99.000	MetLife, Inc.....N.....	0.....
0241	MetLife.....	00000..	95-4146440..00		Headland Properties Associates.....	CA.....	NIA.....	Headland-Pacific Palisades, LLC.....	Ownership.....1.000	MetLife, Inc.....N.....	0.....
0241	MetLife.....	00000..	43-6026902..00		White Oak Royalty Company.....	OK.....	NIA.....	Metropolitan Life Insurance Company.....	Ownership.....100.000	MetLife, Inc.....Y.....	0.....

Q12.1

SCHEDULE Y

PART 1A - DETAIL OF INSURANCE HOLDING COMPANY SYSTEM

1	2	3	4	5	6	7	8	9	10	11	12	13	14	15	16
Group Code	Group Name	NAIC Company Code	ID Number	Federal RSSD	CIK	Name of Securities Exchange if Publicly Traded (U.S. or International)	Names of Parent, Subsidiaries or Affiliates	Domiciliary Location	Relationship to Reporting Entity	Directly Controlled by (Name of Entity/Person)	Type of Control (Ownership Board, Management, Attorney-in-Fact, Influence, Other)	If Control is Ownership Provide Percentage	Ultimate Controlling Entity(ies)/Person(s)	Is an SCA Filing Required? (Y/N)	*
0241	MetLife.....	00000..	30-0777814..00		Marketplace Residences, LLC.....	DE.....	NIA.....	Metropolitan Life Insurance Company.....	Ownership.....	...100.000	MetLife, Inc.....	...N.....	0.....
0241	MetLife.....	00000..	26-2853672..00		MLIC Asset Holdings LLC.....	DE.....	NIA.....	Metropolitan Life Insurance Company.....	Ownership.....	...100.000	MetLife, Inc.....	...N.....	0.....
0241	MetLife.....	00000..	00		MetLife Properties Ventures, LLC.....	DE.....	NIA.....	Metropolitan Life Insurance Company.....	Ownership.....	...100.000	MetLife, Inc.....	...N.....	0.....
0241	MetLife.....	00000..	22-2375428..00		Transmountain Land & Livestock Company.....	MT.....	NIA.....	Metropolitan Life Insurance Company.....	Ownership.....	...100.000	MetLife, Inc.....	...Y.....	0.....
0241	MetLife.....	00000..	34-1650967..00		Hyatt Legal Plans, Inc.....	DE.....	NIA.....	Metropolitan Life Insurance Company.....	Ownership.....	...100.000	MetLife, Inc.....	...Y.....	0.....
0241	MetLife.....	00000..	34-1631590..00		Hyatt Legal Plans of Florida, Inc.....	FL.....	NIA.....	Hyatt Legal Plans, Inc.....	Ownership.....	...100.000	MetLife, Inc.....	...N.....	0.....
0241	MetLife.....	00000..	27-0226554..00		MLIC Asset Holdings II LLC.....	DE.....	NIA.....	Metropolitan Life Insurance Company.....	Ownership.....	...100.000	MetLife, Inc.....	...N.....	0.....
0241	MetLife.....	00000..	30-0756430..00		EI Conquistador MAH II LLC.....	DE.....	NIA.....	MLIC Asset Holdings II LLC.....	Ownership.....	...100.000	MetLife, Inc.....	...N.....	0.....
0241	MetLife.....	00000..	80-0868980..00		Mansell Office LLC.....	DE.....	NIA.....	MLIC Asset Holdings II LLC.....	Ownership.....	...73.028	MetLife, Inc.....	...N.....	0.....
0241	MetLife.....	00000..	80-0868980..00		Mansell Office LLC.....	DE.....	NIA.....	MLIC CB Holdings LLC.....	Ownership.....	...26.972	MetLife, Inc.....	...N.....	0.....
0241	MetLife.....	00000..	80-0869135..00		Mansell Retail LLC.....	DE.....	NIA.....	MLIC Asset Holdings II LLC.....	Ownership.....	...73.028	MetLife, Inc.....	...N.....	0.....
0241	MetLife.....	00000..	80-0869135..00		Mansell Retail LLC.....	DE.....	NIA.....	MLIC CB Holdings LLC.....	Ownership.....	...26.972	MetLife, Inc.....	...N.....	0.....
0241	MetLife.....	00000..	00		MetLife RC SF Member, LLC.....	DE.....	NIA.....	Metropolitan Life Insurance Company.....	Ownership.....	...100.000	MetLife, Inc.....	...N.....	0.....
0241	MetLife.....	00000..	20-3221642..00		MetLife Mall Ventures Limited Partnership.....	DE.....	NIA.....	Metropolitan Life Insurance Company.....	Ownership.....	...99.000	MetLife, Inc.....	...N.....	0.....
0241	MetLife.....	00000..	20-3221642..00		MetLife Mall Ventures Limited Partnership.....	DE.....	NIA.....	Metropolitan Tower Realty Company, Inc.....	Ownership.....	...1.000	MetLife, Inc.....	...N.....	0.....
0241	MetLife.....	00000..	20-8868348..00		Ashton Judiciary Square, LLC.....	DE.....	NIA.....	Metropolitan Life Insurance Company.....	Ownership.....	...100.000	MetLife, Inc.....	...N.....	0.....
0241	MetLife.....	00000..	20-8349277..00		Sandpiper Cove Associates, LLC.....	DE.....	NIA.....	Metropolitan Life Insurance Company.....	Ownership.....	...90.590	MetLife, Inc.....	...N.....	0.....
0241	MetLife.....	00000..	20-8349277..00		Sandpiper Cove Associates, LLC.....	DE.....	NIA.....	Metropolitan Tower Realty Company, Inc.....	Ownership.....	...9.410	MetLife, Inc.....	...N.....	0.....
0241	MetLife.....	00000..	20-3305615..00		1900 McKinney Properties, LP.....	DE.....	NIA.....	Metropolitan Life Insurance Company.....	Ownership.....	...99.900	MetLife, Inc.....	...N.....	0.....
0241	MetLife.....	00000..	20-3305615..00		1900 McKinney Properties, LP.....	DE.....	NIA.....	Metropolitan Tower Realty Company, Inc.....	Ownership.....	...0.100	MetLife, Inc.....	...N.....	0.....
0241	MetLife.....	00000..	13-4047186..00		MetLife Tower Resources Group, Inc.....	DE.....	NIA.....	Metropolitan Life Insurance Company.....	Ownership.....	...100.000	MetLife, Inc.....	...Y.....	0.....
0241	MetLife.....	00000..	75-2085469..00		Para-Met Plaza Associates.....	FL.....	NIA.....	Metropolitan Life Insurance Company.....	Ownership.....	...75.000	MetLife, Inc.....	...N.....	0.....
0241	MetLife.....	00000..	75-2085469..00		Para-Met Plaza Associates.....	FL.....	NIA.....	Metropolitan Tower Realty Company, Inc.....	Ownership.....	...25.000	MetLife, Inc.....	...N.....	0.....
0241	MetLife.....	00000..	00		Housing Fund Manager, LLC.....	DE.....	NIA.....	Metropolitan Life Insurance Company.....	Ownership.....	...100.000	MetLife, Inc.....	...N.....	0.....
0241	MetLife.....	00000..	26-0405155..00		MTC Fund I, LLC.....	DE.....	NIA.....	Housing Fund Manager, LLC.....	Management.....	...0.000	MetLife, Inc.....	...N.....	0.....
0241	MetLife.....	00000..	00		MTC Fund II, LLC.....	DE.....	NIA.....	Housing Fund Manager, LLC.....	Management.....	...0.000	MetLife, Inc.....	...N.....	0.....
0241	MetLife.....	00000..	14-2013939..00		MTC Fund III, LLC.....	DE.....	NIA.....	Housing Fund Manager, LLC.....	Management.....	...0.000	MetLife, Inc.....	...N.....	0.....
0241	MetLife.....	00000..	13-4078322..00		334 Madison Euro Investments, Inc.....	DE.....	NIA.....	Metropolitan Life Insurance Company.....	Ownership.....	...100.000	MetLife, Inc.....	...Y.....	0.....
0241	MetLife.....	00000..	00		St. James Fleet Investments Two Limited.....	CYM.....	NIA.....	Metropolitan Life Insurance Company.....	Ownership.....	...100.000	MetLife, Inc.....	...Y.....	0.....
0241	MetLife.....	00000..	00		Park Twenty Three Investments Company (UK).....	GBR.....	NIA.....	St. James Fleet Investments Two Limited.....	Ownership.....	...100.000	MetLife, Inc.....	...N.....	0.....
0241	MetLife.....	00000..	00		Convent Station Euro Investments Four Company (UK).....	GBR.....	NIA.....	Park Twenty Three Investments Company.....	Ownership.....	...100.000	MetLife, Inc.....	...N.....	0.....
0241	MetLife.....	00000..	00		OMI MLIC Investments Limited.....	CYM.....	NIA.....	Convent Station Euro Investments Four Company.....	Ownership.....	...100.000	MetLife, Inc.....	...N.....	0.....
0241	MetLife.....	00000..	46-3608641..00		ML Swan Mezz, LLC.....	DE.....	NIA.....	Metropolitan Life Insurance Company.....	Ownership.....	...100.000	MetLife, Inc.....	...N.....	0.....
0241	MetLife.....	00000..	46-3589015..00		ML Swan GP, LLC.....	DE.....	NIA.....	ML Swan Mezz, LLC.....	Ownership.....	...100.000	MetLife, Inc.....	...N.....	0.....

Q12.2

SCHEDULE Y

PART 1A - DETAIL OF INSURANCE HOLDING COMPANY SYSTEM

1	2	3	4	5	6	7	8	9	10	11	12	13	14	15	16
Group Code	Group Name	NAIC Company Code	ID Number	Federal RSSD	CIK	Name of Securities Exchange if Publicly Traded (U.S. or International)	Names of Parent, Subsidiaries or Affiliates	Domiciliary Location	Relationship to Reporting Entity	Directly Controlled by (Name of Entity/Person)	Type of Control (Ownership Board, Management, Attorney-in-Fact, Influence, Other)	If Control is Ownership Provide Percentage	Ultimate Controlling Entity(ies)/Person(s)	Is an SCA Filing Required? (Y/N)	*
0241	MetLife.....	00000..	46-3616798..00		ML Dolphin Mezz, LLC.....	DE.....	NIA.....	Metropolitan Life Insurance Company.....	Ownership.....	...100.000	MetLife, Inc.....	...N.....	0.....
0241	MetLife.....	00000..	46-3593573..00		ML Dolphin GP, LLC.....	DE.....	NIA.....	ML Dolphin Mezz, LLC.....	Ownership.....	...100.000	MetLife, Inc.....	...N.....	0.....
0241	MetLife.....	00000..	00		Haskell East Village, LLC.....	DE.....	NIA.....	Metropolitan Life Insurance Company.....	Ownership.....	...100.000	MetLife, Inc.....	...N.....	0.....
0241	MetLife.....	00000..	46-3426206..00		MetLife Cabo Hilton Member, LLC.....	DE.....	NIA.....	Metropolitan Life Insurance Company.....	Ownership.....83.100	MetLife, Inc.....	...N.....	0.....
0241	MetLife.....	00000..	46-3426206..00		MetLife Cabo Hilton Member, LLC.....	DE.....	NIA.....	General American Life Insurance Company....	Ownership.....16.900	MetLife, Inc.....	...N.....	0.....
0241	MetLife.....	00000..	46-0803970..00		MetLife CC Member, LLC.....	DE.....	NIA.....	Metropolitan Life Insurance Company.....	Ownership.....95.122	MetLife, Inc.....	...N.....	0.....
0241	MetLife.....	00000..	46-0803970..00		MetLife CC Member, LLC.....	DE.....	NIA.....	General American Life Insurance Company....	Ownership.....4.878	MetLife, Inc.....	...N.....	0.....
0241	MetLife.....	00000..	13-5581829..00		MetLife SP Holdings, LLC.....	DE.....	NIA.....	Metropolitan Life Insurance Company.....	Ownership.....	...100.000	MetLife, Inc.....	...N.....	0.....
0241	MetLife.....	00000..	80-0821598..00		Oconee Hotel Company, LLC.....	DE.....	NIA.....	Metropolitan Life Insurance Company.....	Ownership.....	...100.000	MetLife, Inc.....	...N.....	0.....
0241	MetLife.....	00000..	80-0823015..00		Oconee Land Company, LLC.....	DE.....	NIA.....	Metropolitan Life Insurance Company.....	Ownership.....	...100.000	MetLife, Inc.....	...N.....	0.....
0241	MetLife.....	00000..	80-0823413..00		Oconee Land Development Company, LLC.....	DE.....	NIA.....	Oconee Land Company, LLC.....	Ownership.....	...100.000	MetLife, Inc.....	...N.....	0.....
0241	MetLife.....	00000..	90-0853553..00		Oconee Golf Company, LLC.....	DE.....	NIA.....	Oconee Land Company, LLC.....	Ownership.....	...100.000	MetLife, Inc.....	...N.....	0.....
0241	MetLife.....	00000..	37-1694299..00		Oconee Marina Company, LLC.....	DE.....	NIA.....	Oconee Land Company, LLC.....	Ownership.....	...100.000	MetLife, Inc.....	...N.....	0.....
0241	MetLife.....	00000..	00		1201 TAB Manager, LLC.....	DE.....	NIA.....	Metropolitan Life Insurance Company.....	Ownership.....	...100.000	MetLife, Inc.....	...N.....	0.....
0241	MetLife.....	00000..	00		MetLife 1201 TAB Member, LLC.....	DE.....	NIA.....	Metropolitan Life Insurance Company.....	Ownership.....96.900	MetLife, Inc.....	...N.....	0.....
0241	MetLife.....	00000..	00		MetLife 1201 TAB Member, LLC.....	DE.....	DS.....	Metropolitan Property and Casualty Insurance Company	Ownership.....3.100	MetLife, Inc.....	...N.....	0.....
0241	MetLife.....	00000..	00		MetLife LHH Member, LLC.....	DE.....	NIA.....	Metropolitan Life Insurance Company.....	Ownership.....99.000	MetLife, Inc.....	...N.....	0.....
0241	MetLife.....	00000..	00		MetLife LHH Member, LLC.....	DE.....	NIA.....	General American Life Insurance Company ...	Ownership.....1.000	MetLife, Inc.....	...N.....	0.....
0241	MetLife.....	00000..	20-1035937..00		Riverway Residential, LP.....	DE.....	NIA.....	Metropolitan Life Insurance Company.....	Ownership.....99.900	MetLife, Inc.....	...N.....	0.....
0241	MetLife.....	00000..	20-1035937..00		Riverway Residential, LP.....	DE.....	NIA.....	Metropolitan Tower Realty Company, Inc.....	Ownership.....0.100	MetLife, Inc.....	...N.....	0.....
0241	MetLife.....	00000..	00		1925 WJC Owner, LLC (DE)	DE.....	NIA.....	Metropolitan Life Insurance Company.....	Ownership.....	...100.000	MetLife, Inc.....	...N.....	0.....
0241	MetLife.....	00000..	26-1762232..00		Boulevard Residential, LLC.....	DE.....	NIA.....	Metropolitan Life Insurance Company.....	Ownership.....	...100.000	MetLife, Inc.....	...N.....	0.....
0241	MetLife.....	00000..	00		MetLife Ontario Street Member, LLC (DE)	DE.....	NIA.....	Metropolitan Life Insurance Company.....	Ownership.....	...100.000	MetLife, Inc.....	...N.....	0.....
0241	MetLife.....	00000..	46-4158087..00		MetLife 555 12th Member, LLC.....	DE.....	NIA.....	Metropolitan Life Insurance Company.....	Ownership.....94.600	MetLife, Inc.....	...N.....	0.....
0241	MetLife.....	00000..	46-4158087..00		MetLife 555 12th Member, LLC.....	DE.....	NIA.....	General American Life Insurance Company....	Ownership.....5.400	MetLife, Inc.....	...N.....	0.....
0241	MetLife.....	00000..	00		150 North Riverside PE Member, LLC.....	DE.....	NIA.....	Metropolitan Life Insurance Company.....	Ownership.....81.450	MetLife, Inc.....	...N.....	0.....
0241	MetLife.....	00000..	00		150 North Riverside PE Member, LLC.....	DE.....	NIA.....	General American Life Insurance Company ...	Ownership.....13.320	MetLife, Inc.....	...N.....	0.....
0241	MetLife.....	00000..	00		150 North Riverside PE Member, LLC.....	DE.....	NIA.....	Metropolitan Tower Life Insurance Company...	Ownership.....5.230	MetLife, Inc.....	...N.....	0.....
0241	MetLife.....	00000..	47-2085444..00		ML-AI MetLife Member 2, LLC.....	DE.....	NIA.....	Metropolitan Life Insurance Company.....	Ownership.....98.970	MetLife, Inc.....	...N.....	0.....
0241	MetLife.....	00000..	47-2085444..00		ML-AI MetLife Member 2, LLC.....	DE.....	NIA.....	General American Life Insurance Company....	Ownership.....1.030	MetLife, Inc.....	...N.....	0.....
0241	MetLife.....	00000..	00		ML-AI MetLife Member 3, LLC.....	DE.....	NIA.....	Metropolitan Life Insurance Company.....	Ownership.....	...100.000	MetLife, Inc.....	...N.....	0.....
0241	MetLife.....	00000..	00		MetLife ConSquare Member, LLC (DE).....	DE.....	NIA.....	Metropolitan Life Insurance Company.....	Ownership.....	...100.000	MetLife, Inc.....	...N.....	0.....
0241	MetLife.....	00000..	13-5581829..00		MetLife Member Solaire, LLC.....	DE.....	NIA.....	Metropolitan Life Insurance Company.....	Ownership.....	...100.000	MetLife, Inc.....	...N.....	0.....
0241	MetLife.....	00000..	81-0770888..00		MetLife Treat Towers Member, LLC.....	DE.....	NIA.....	Metropolitan Life Insurance Company.....	Ownership.....	...100.000	MetLife, Inc.....	...N.....	0.....
0241	MetLife.....	00000..	46-4133357..00		ML Bridgeside Apartments, LLC.....	DE.....	NIA.....	Metropolitan Life Insurance Company.....	Ownership.....	...100.000	MetLife, Inc.....	...N.....	0.....

Q12.3

SCHEDULE Y

PART 1A - DETAIL OF INSURANCE HOLDING COMPANY SYSTEM

1	2	3	4	5	6	7	8	9	10	11	12	13	14	15	16
Group Code	Group Name	NAIC Company Code	ID Number	Federal RSSD	CIK	Name of Securities Exchange if Publicly Traded (U.S. or International)	Names of Parent, Subsidiaries or Affiliates	Domiciliary Location	Relationship to Reporting Entity	Directly Controlled by (Name of Entity/Person)	Type of Control (Ownership Board, Management, Attorney-in-Fact, Influence, Other)	If Control is Ownership Provide Percentage	Ultimate Controlling Entity(ies)/Person(s)	Is an SCA Filing Required? (Y/N)	*
0241	MetLife.....	00000..					MetLife Camino Ramon Member, LLC.....	DE.....	NIA.....	General American Life Insurance Company....	Ownership.....1.000	MetLife, Inc.....N.....	0.....
0241	MetLife.....	00000..					MetLife Camino Ramon Member, LLC.....	DE.....	NIA.....	Metropolitan Life Insurance Company.....	Ownership.....99.000	MetLife, Inc.....N.....	0.....
0241	MetLife.....	00000..	46-4255167..				ML Terraces, LLC.....	DE.....	NIA.....	Metropolitan Life Insurance Company.....	Ownership.....100.000	MetLife, Inc.....N.....	0.....
0241	MetLife.....	00000..					MetLife CB W/A, LLC.....	DE.....	NIA.....	Metropolitan Life Insurance Company.....	Ownership.....100.000	MetLife, Inc.....N.....	0.....
0241	MetLife.....	00000..	47-1970965..				ML New River Village III, LLC.....	DE.....	NIA.....	Metropolitan Life Insurance Company.....	Ownership.....100.000	MetLife, Inc.....N.....	0.....
0241	MetLife.....	00000..					MetLife 1007 Stewart, LLC.....	DE.....	NIA.....	Metropolitan Life Insurance Company.....	Ownership.....100.000	MetLife, Inc.....N.....	0.....
0241	MetLife.....	00000..					Chestnut Flats Wind, LLC.....	DE.....	NIA.....	Metropolitan Life Insurance Company.....	Ownership.....100.000	MetLife, Inc.....N.....	0.....
0241	MetLife.....	00000..					MetLife 425 MKT Member, LLC.....	DE.....	NIA.....	Metropolitan Life Insurance Company.....	Ownership.....100.000	MetLife, Inc.....N.....	0.....
0241	MetLife.....	00000..	46-4229772..				MetLife THR Investor, LLC.....	DE.....	NIA.....	Metropolitan Life Insurance Company.....	Ownership.....100.000	MetLife, Inc.....N.....	0.....
0241	MetLife.....	00000..					MetLife OFC Member, LLC.....	DE.....	NIA.....	Metropolitan Life Insurance Company.....	Ownership.....100.000	MetLife, Inc.....N.....	0.....
0241	MetLife.....	00000..	47-1256270..				MetLife OBS Member, LLC.....	DE.....	NIA.....	Metropolitan Life Insurance Company.....	Ownership.....100.000	MetLife, Inc.....N.....	0.....
0241	MetLife.....	00000..					MetLife FM Hotel Member, LLC.....	DE.....	NIA.....	Metropolitan Life Insurance Company.....	Ownership.....100.000	MetLife, Inc.....N.....	0.....
0241	MetLife.....	00000..					LHCW Holdings (U.S.) LLC.....	DE.....	NIA.....	MetLife FM Hotel Member, LLC.....	Ownership.....100.000	MetLife, Inc.....N.....	0.....
0241	MetLife.....	00000..					LHC Holdings (U.S.) LLC.....	DE.....	NIA.....	LHCW Holdings (U.S.) LLC.....	Ownership.....100.000	MetLife, Inc.....N.....	0.....
0241	MetLife.....	00000..					LHCW Hotel Holding (U.S.) LLC.....	DE.....	NIA.....	LHC Holdings (U.S.) LLC.....	Ownership.....100.000	MetLife, Inc.....N.....	0.....
0241	MetLife.....	00000..					LHCW Hotel Holding (2002) LLC.....	DE.....	NIA.....	LHCW Hotel Holding (U.S.) LLC.....	Ownership.....100.000	MetLife, Inc.....N.....	0.....
0241	MetLife.....	00000..					LHCW Hotel Operating Company (2002) LLC..	DE.....	NIA.....	LHCW Hotel Holding (U.S.) LLC.....	Ownership.....100.000	MetLife, Inc.....N.....	0.....
0241	MetLife.....	00000..	46-4584166..				ML Southmore, LLC.....	DE.....	NIA.....	Metropolitan Life Insurance Company.....	Ownership.....99.000	MetLife, Inc.....N.....	0.....
0241	MetLife.....	00000..	46-4584166..				ML Southmore, LLC.....	DE.....	NIA.....	General American Life Insurance Company ...	Ownership.....1.000	MetLife, Inc.....N.....	0.....
0241	MetLife.....	00000..					MetLife HCMJV 1 GP, LLC.....	DE.....	NIA.....	Metropolitan Life Insurance Company.....	Ownership.....100.000	MetLife, Inc.....N.....	0.....
0241	MetLife.....	00000..					ML-AI MetLife Member 1, LLC.....	DE.....	NIA.....	Metropolitan Life Insurance Company.....	Ownership.....95.199	MetLife, Inc.....N.....	0.....
0241	MetLife.....	00000..				0	ML-AI MetLife Member 1, LLC.....	DE.....	DS.....	Metropolitan Property and Casualty Insurance Company	Ownership.....4.801	MetLife, Inc.....N.....	0.....
0241	MetLife.....	00000..	13-3759652..	3166279		0	MetLife International Holdings, LLC.....	DE.....	NIA.....	MetLife Global Holding Company II GmbH (Swiss)	Ownership.....100.000	MetLife, Inc.....N.....	0.....
0241	MetLife.....	00000..	13-3953333..	3166372		0	Natiloportem Holdings, LLC.....	DE.....	NIA.....	MetLife International Holdings, LLC.....	Ownership.....100.000	MetLife, Inc.....N.....	0.....
0241	MetLife.....	00000..		3166402		0	Excelencia Operativa y Tecnologica, S.A. de C.V. (Mexico)	MEX.....	NIA.....	Natiloportem Holdings, LLC.....	Ownership.....99.000	MetLife, Inc.....N.....	0.....
0241	MetLife.....	00000..		3166402		0	Excelencia Operativa y Tecnologica, S.A. de C.V. (Mexico)	MEX.....	NIA.....	MetLife Mexico Servicios, S.A. de C.V.....	Ownership.....1.000	MetLife, Inc.....N.....	0.....
0241	MetLife.....	00000..		3373705		0	MLA Comercial, S.A. de C.V. (Mexico).....	MEX.....	NIA.....	Excelencia Operativa y Tecnologica, S.A. de C.V.	Ownership.....99.000	MetLife, Inc.....N.....	0.....
0241	MetLife.....	00000..		3373705		0	MLA Comercial, S.A. de C.V. (Mexico).....	MEX.....	NIA.....	MetLife Mexico Servicios, S.A. de C.V.....	Ownership.....1.000	MetLife, Inc.....N.....	0.....
0241	MetLife.....	00000..		3373714		0	MLA Servicios S.A. de C.V. (Mexico).....	MEX.....	NIA.....	Excelencia Operativa y Tecnologica, S.A. de C.V.	Ownership.....99.000	MetLife, Inc.....N.....	0.....
0241	MetLife.....	00000..		3373714		0	MLA Servicios S.A. de C.V. (Mexico).....	MEX.....	NIA.....	MetLife Mexico Servicios, S.A. de C.V.....	Ownership.....1.000	MetLife, Inc.....N.....	0.....
0241	MetLife.....	00000..		4240907		0	MM Global Operations Support Center, S.A. de C.V.	MEX.....	NIA.....	MetLife Global Holding Company II GmbH (Swiss)	Ownership.....100.000	MetLife, Inc.....N.....	0.....

Q12.4

SCHEDULE Y

PART 1A - DETAIL OF INSURANCE HOLDING COMPANY SYSTEM

1	2	3	4	5	6	7	8	9	10	11	12	13	14	15	16
Group Code	Group Name	NAIC Company Code	ID Number	Federal RSSD	CIK	Name of Securities Exchange if Publicly Traded (U.S. or International)	Names of Parent, Subsidiaries or Affiliates	Domiciliary Location	Relationship to Reporting Entity	Directly Controlled by (Name of Entity/Person)	Type of Control (Ownership Board, Management, Attorney-in-Fact, Influence, Other)	If Control is Ownership Provide Percentage	Ultimate Controlling Entity(ies)/Person(s)	Is an SCA Filing Required? (Y/N)	*
0241	MetLife.....	00000..		4240907	0		MM Global Operations Support Center, S.A. de C.V.	MEX.....	NIA.....	MetLife Global Holding Company I GmbH (Swiss)	Ownership.....	0.000	MetLife, Inc.....	N.....	0.....
0241	MetLife.....	00000..		4254995	0		Fundacion MetLife Mexico, A.C.....	MEX.....	NIA.....	MM Global Operations Support Center, S.A. de C.V., S.A. de C.V.	Ownership.....	100.000	MetLife, Inc.....	N.....	0.....
0241	MetLife.....	00000..		3166318	0		Metropolitan Life Seguros e Previdencia Privada S.A. (Brazil)	BRA.....	IA.....	MetLife International Holdings, LLC.....	Ownership.....	66.662	MetLife, Inc.....	N.....	0.....
0241	MetLife.....	00000..		3166318	0		Metropolitan Life Seguros e Previdencia Privada S.A. (Brazil)	BRA.....	IA.....	MetLife Worldwide Holdings, LLC.....	Ownership.....	33.337	MetLife, Inc.....	N.....	0.....
0241	MetLife.....	00000..		3166318	0		Metropolitan Life Seguros e Previdencia Privada S.A. (Brazil)	BRA.....	IA.....	Natiloportem Holdings, LLC.....	Ownership.....	0.001	MetLife, Inc.....	N.....	0.....
0241	MetLife.....	00000..		4191616	0		MetLife Ireland Holdings One Limited.....	IRL.....	NIA.....	MetLife International Holdings, LLC.....	Ownership.....	100.000	MetLife, Inc.....	N.....	0.....
0241	MetLife.....	00000..		4189846	0		MetLife Global Holdings Corporation S.A. de C.V. (Mexico)	MEX.....	NIA.....	MetLife Ireland Holdings One Limited.....	Ownership.....	98.900	MetLife, Inc.....	N.....	0.....
0241	MetLife.....	00000..		4189846	0		MetLife Global Holdings Corporation S.A. de C.V. (Mexico)	MEX.....	NIA.....	MetLife International Limited, LLC.....	Ownership.....	1.100	MetLife, Inc.....	N.....	0.....
0241	MetLife.....	00000..	13-3047691..	0	0		Metropolitan Global Management, LLC.....	IRL.....	NIA.....	MetLife Global Holdings Corporation S.A. de C.V.	Ownership.....	99.700	MetLife, Inc.....	N.....	0.....
0241	MetLife.....	00000..	13-3047691..	0	0		Metropolitan Global Management, LLC.....	IRL.....	NIA.....	MetLife International Holdings, LLC.....	Ownership.....	0.300	MetLife, Inc.....	N.....	0.....
0241	MetLife.....	00000..	AA-2730030.	3165740	0		MetLife Mexico Holding S. de R.L. de C.V.....	MEX.....	IA.....	Metropolitan Global Management, LLC.....	Ownership.....	100.000	MetLife, Inc.....	N.....	0.....
0241	MetLife.....	00000..	AA-2730030.	3165740	0		MetLife Mexico Holding S. de R.L. de C.V.....	MEX.....	IA.....	Excelencia Operativa y Tecnologica, S.A. de C.V.	Ownership.....	0.000	MetLife, Inc.....	N.....	0.....
0241	MetLife.....	00000..	AA-2730030.	3165740	0		MetLife Mexico S.A.....	MEX.....	IA.....	Metropolitan Global Management, LLC.....	Ownership.....	99.050	MetLife, Inc.....	N.....	0.....
0241	MetLife.....	00000..	AA-2730030.	3165740	0		MetLife Mexico S.A.....	MEX.....	IA.....	MetLife International Holdings, LLC.....	Ownership.....	0.950	MetLife, Inc.....	N.....	0.....
0241	MetLife.....	00000..		4255291	0		MetLife Afore, S.A. de C.V. (Mexico).....	MEX.....	IA.....	MetLife Mexico S.A.....	Ownership.....	99.990	MetLife, Inc.....	N.....	0.....
0241	MetLife.....	00000..		4255291	0		MetLife Afore, S.A. de C.V. (Mexico).....	MEX.....	IA.....	MetLife Pensiones S.A.....	Ownership.....	0.010	MetLife, Inc.....	N.....	0.....
0241	MetLife.....	00000..		4241061	0		ML Capacitacion Comercial S.A. de C.V. (Mexico)	MEX.....	NIA.....	MetLife Mexico S.A.....	Ownership.....	99.000	MetLife, Inc.....	N.....	0.....
0241	MetLife.....	00000..		4241061	0		ML Capacitacion Comercial S.A. de C.V. (Mexico)	MEX.....	NIA.....	MetLife Mexico Servicios, S.A. de C.V.....	Ownership.....	1.000	MetLife, Inc.....	N.....	0.....
0241	MetLife.....	00000..		4255303	0		MetA SIEFORE Adicional, S.A. de C.V. (Mexico)	MEX.....	NIA.....	MetLife Afore, S.A. de C.V.....	Ownership.....	99.990	MetLife, Inc.....	N.....	0.....
0241	MetLife.....	00000..		4255303	0		MetA SIEFORE Adicional, S.A. de C.V. (Mexico)	MEX.....	NIA.....	MetLife Mexico S.A.....	Ownership.....	0.010	MetLife, Inc.....	N.....	0.....
0241	MetLife.....	00000..		4255415	0		Met1 SIEFORE, S.A. de C.V. (Mexico).....	MEX.....	NIA.....	MetLife Afore, S.A. de C.V.....	Ownership.....	99.990	MetLife, Inc.....	N.....	0.....
0241	MetLife.....	00000..		4255415	0		Met1 SIEFORE, S.A. de C.V. (Mexico).....	MEX.....	NIA.....	MetLife Mexico S.A.....	Ownership.....	0.010	MetLife, Inc.....	N.....	0.....
0241	MetLife.....	00000..		4255844	0		Met2 SIEFORE, S.A. de C.V. (Mexico).....	MEX.....	NIA.....	MetLife Afore, S.A. de C.V.....	Ownership.....	99.990	MetLife, Inc.....	N.....	0.....

Q12.5

SCHEDULE Y

PART 1A - DETAIL OF INSURANCE HOLDING COMPANY SYSTEM

1	2	3	4	5	6	7	8	9	10	11	12	13	14	15	16
Group Code	Group Name	NAIC Company Code	ID Number	Federal RSSD	CIK	Name of Securities Exchange if Publicly Traded (U.S. or International)	Names of Parent, Subsidiaries or Affiliates	Domiciliary Location	Relationship to Reporting Entity	Directly Controlled by (Name of Entity/Person)	Type of Control (Ownership Board, Management, Attorney-in-Fact, Influence, Other)	If Control is Ownership Provide Percentage	Ultimate Controlling Entity(ies)/Person(s)	Is an SCA Filing Required? (Y/N)	*
0241	MetLife.....	00000..		42558440		Met2 SIEFORE, S.A. de C.V. (Mexico).....	MEX.....	NIA.....	MetLife Mexico S.A.....	Ownership.....0.010	MetLife, Inc.....N.....	0.....
0241	MetLife.....	00000..		42553940		Met3 SIEFORE Basica, S.A. de C.V. (Mexico)..	MEX.....	NIA.....	MetLife Afore, S.A. de C.V.....	Ownership.....99.990	MetLife, Inc.....N.....	0.....
0241	MetLife.....	00000..		42553940		Met3 SIEFORE Basica, S.A. de C.V. (Mexico)..	MEX.....	NIA.....	MetLife Mexico S.A.....	Ownership.....0.010	MetLife, Inc.....N.....	0.....
0241	MetLife.....	00000..		42553850		Met4 SIEFORE, S.A. de C.V. (Mexico).....	MEX.....	NIA.....	MetLife Afore, S.A. de C.V.....	Ownership.....99.990	MetLife, Inc.....N.....	0.....
0241	MetLife.....	00000..		42553850		Met4 SIEFORE, S.A. de C.V. (Mexico).....	MEX.....	NIA.....	MetLife Mexico S.A.....	Ownership.....0.010	MetLife, Inc.....N.....	0.....
0241	MetLife.....	00000..		42553760		Met0 SIEFORE Adicional, S.A. de C.V. (Mexico)	MEX.....	NIA.....	MetLife Afore, S.A. de C.V.....	Ownership.....99.990	MetLife, Inc.....N.....	0.....
0241	MetLife.....	00000..		42553760		Met0 SIEFORE Adicional, S.A. de C.V. (Mexico)	MEX.....	NIA.....	MetLife Mexico S.A.....	Ownership.....0.010	MetLife, Inc.....N.....	0.....
0241	MetLife.....	00000..		31657950		MetLife Pensiones Mexico S.A.....	MEX.....	IA.....	Metropolitan Global Management , LLC.....	Ownership.....97.513	MetLife, Inc.....N.....	0.....
0241	MetLife.....	00000..		31657950		MetLife Pensiones Mexico S.A.....	MEX.....	IA.....	MetLife International Holdings, LLC.....	Ownership.....2.488	MetLife, Inc.....N.....	0.....
0241	MetLife.....	00000..		32673900		MetLife Mexico Servicios S.A. de C.V.....	MEX.....	NIA.....	Metropolitan Global Management , LLC.....	Ownership.....98.000	MetLife, Inc.....N.....	0.....
0241	MetLife.....	00000..		32673900		MetLife Mexico Servicios S.A. de C.V.....	MEX.....	NIA.....	MetLife International Holdings, LLC.....	Ownership.....2.000	MetLife, Inc.....N.....	0.....
0241	MetLife.....	00000..	AA-5420018.	31662880		MetLife Insurance Company of Korea, Limited..	KOR.....	IA.....	MetLife Mexico S.A.....	Ownership.....14.640	MetLife, Inc.....N.....	0.....
0241	MetLife.....	00000..	AA-5420018.	31662880		MetLife Insurance Company of Korea, Limited..	KOR.....	IA.....	Metropolitan Global Management , LLC.....	Ownership.....85.360	MetLife, Inc.....N.....	0.....
0241	MetLife.....	00000..		00		MetLife Financial Services, Co., Ltd. (South Korea)	KOR.....	NIA.....	MetLife Insurance Company of Korea, Limited	Ownership.....100.000	MetLife, Inc.....N.....	0.....
0241	MetLife.....	00000..		42008800		MetLife Ireland Treasury d.a.c.....	IRL.....	NIA.....	MetLife Global Holdings Corporation S.A. de C.V.	Ownership.....100.000	MetLife, Inc.....N.....	0.....
0241	MetLife.....	00000..	AA-1930041.	11737140		MetLife Insurance Limited (Australia).....	AUS.....	IA.....	MetLife Ireland Treasury d.a.c.....	Ownership.....91.165	MetLife, Inc.....N.....	0.....
0241	MetLife.....	00000..	AA-1930041.	11737140		MetLife Insurance Limited (Australia).....	AUS.....	IA.....	MetLife Global Holdings Corporation S.A. de C.V.	Ownership.....8.835	MetLife, Inc.....N.....	0.....
0241	MetLife.....	00000..		00		The Direct Call Center PTY Limited (Australia)..	AUS.....	NIA.....	MetLife Insurance Limited (Australia).....	Ownership.....100.000	MetLife, Inc.....N.....	0.....
0241	MetLife.....	00000..		42393580		MetLife Investments PTY Limited (Australia)....	AUS.....	NIA.....	MetLife Insurance Limited (Australia).....	Ownership.....100.000	MetLife, Inc.....N.....	0.....
0241	MetLife.....	00000..		42393670		MetLife Insurance and Investment Trust (Australia)	AUS.....	NIA.....	MetLife Investments PTY Limited.....	Ownership.....100.000	MetLife, Inc.....N.....	0.....
0241	MetLife.....	00000..		11737320		MetLife General Insurance Limited (Australia)..	AUS.....	IA.....	MetLife Ireland Treasury d.a.c.....	Ownership.....100.000	MetLife, Inc.....N.....	0.....
0241	MetLife.....	00000..		00		MetLife International Limited, LLC (DE).....	DE.....	NIA.....	MetLife International Holdings, LLC.....	Ownership.....100.000	MetLife, Inc.....N.....	0.....
0241	MetLife.....	00000..		00		AmMetLife Insurance Berhad.....	MYS.....	IA.....	MetLife International Holdings, LLC.....	Ownership.....50.000	MetLife, Inc.....N.....	0.....
0241	MetLife.....	00000..		00		MAXIS GBN S.A.S.....	FRA.....	NIA.....	MetLife International Holdings, LLC.....	Ownership.....50.000	MetLife, Inc.....N.....	0.....
0241	MetLife.....	00000..	AA-5480033.	00		AmMetLife Takaful Berhad.....	MYS.....	IA.....	MetLife International Holdings, LLC.....	Ownership.....50.000	MetLife, Inc.....N.....	0.....
0241	MetLife.....	00000..		00		MetLife Asia Limited (Hong Kong).....	HKG.....	NIA.....	MetLife International Holdings, LLC.....	Ownership.....100.000	MetLife, Inc.....N.....	0.....
0241	MetLife.....	00000..		31663090		Metropolitan Life Insurance Company of Hong Kong Limited	HKG.....	IA.....	MetLife International Holdings, LLC.....	Ownership.....99.999	MetLife, Inc.....N.....	0.....
0241	MetLife.....	00000..		31663090		Metropolitan Life Insurance Company of Hong Kong Limited	HKG.....	IA.....	Natiloportem Holdings, LLC.....	Ownership.....0.001	MetLife, Inc.....N.....	0.....

Q12.6

SCHEDULE Y

PART 1A - DETAIL OF INSURANCE HOLDING COMPANY SYSTEM

1	2	3	4	5	6	7	8	9	10	11	12	13	14	15	16
Group Code	Group Name	NAIC Company Code	ID Number	Federal RSSD	CIK	Name of Securities Exchange if Publicly Traded (U.S. or International)	Names of Parent, Subsidiaries or Affiliates	Domiciliary Location	Relationship to Reporting Entity	Directly Controlled by (Name of Entity/Person)	Type of Control (Ownership Board, Management, Attorney-in-Fact, Influence, Other)	If Control is Ownership Provide Percentage	Ultimate Controlling Entity(ies)/Person(s)	Is an SCA Filing Required? (Y/N)	*
0241	MetLife.....	00000..	41959130	MetLife Planos Odontologicos Ltda. (Brazil).....	BRA.....	IA.....	MetLife International Holdings, LLC.....	Ownership.....	99.999	MetLife, Inc.....	N.....	0.....
0241	MetLife.....	00000..	41959130	MetLife Planos Odontologicos Ltda. (Brazil).....	BRA.....	IA.....	Natiloportem Holdings, LLC.....	Ownership.....	0.001	MetLife, Inc.....	N.....	0.....
0241	MetLife.....	00000..	20-5894439..	33736390	MetLife Global, Inc.....	DE.....	NIA.....	MetLife, Inc.....	Ownership.....	100.000	MetLife, Inc.....	N.....	0.....
0241	MetLife.....	00000..	41898370	Inversiones MetLife Holdco Dos Limitada (Chile)	CHL.....	NIA.....	MetLife International Holdings, LLC.....	Ownership.....	0.001	MetLife, Inc.....	N.....	0.....
0241	MetLife.....	00000..	41898370	Inversiones MetLife Holdco Dos Limitada (Chile)	CHL.....	NIA.....	Natiloportem Holdings, LLC.....	Ownership.....	0.000	MetLife, Inc.....	N.....	0.....
0241	MetLife.....	00000..	41898370	Inversiones MetLife Holdco Dos Limitada (Chile)	CHL.....	NIA.....	MetLife, Inc.....	Ownership.....	99.999	MetLife, Inc.....	N.....	0.....
0241	MetLife.....	00000..	AA-2130012..	16418570	MetLife Seguros S.A. (Argentina).....	ARG.....	IA.....	MetLife International Holdings, LLC.....	Ownership.....	95.524	MetLife, Inc.....	N.....	0.....
0241	MetLife.....	00000..	AA-2130012..	16418570	MetLife Seguros S.A. (Argentina).....	ARG.....	IA.....	Natiloportem Holdings, LLC.....	Ownership.....	2.675	MetLife, Inc.....	N.....	0.....
0241	MetLife.....	00000..	AA-2130012..	42511450	MetLife Seguros S.A. (Argentina).....	ARG.....	IA.....	International Technical and Advisory Services Limited (USA-Delaware)	Ownership.....	1.801	MetLife, Inc.....	N.....	0.....
0241	MetLife.....	00000..	23277380	Compania Inversora MetLife S.A. (Argentina).....	ARG.....	NIA.....	MetLife International Holdings, LLC.....	Ownership.....	95.460	MetLife, Inc.....	N.....	0.....
0241	MetLife.....	00000..	23277380	Compania Inversora MetLife S.A. (Argentina).....	ARG.....	NIA.....	Natiloportem Holdings, LLC.....	Ownership.....	4.540	MetLife, Inc.....	N.....	0.....
0241	MetLife.....	00000..	42472960	MetLife Servicios S.A. (Argentina).....	ARG.....	NIA.....	Compania Inversora MetLife S.A.....	Ownership.....	18.870	MetLife, Inc.....	N.....	0.....
0241	MetLife.....	00000..	42472960	MetLife Servicios S.A. (Argentina).....	ARG.....	NIA.....	MetLife Seguros S.A.....	Ownership.....	79.880	MetLife, Inc.....	N.....	0.....
0241	MetLife.....	00000..	42472960	MetLife Servicios S.A. (Argentina).....	ARG.....	NIA.....	Natiloportem Holdings, LLC.....	Ownership.....	0.990	MetLife, Inc.....	N.....	0.....
0241	MetLife.....	00000..	42472960	MetLife Servicios S.A. (Argentina).....	ARG.....	NIA.....	MetLife Seguros de Retiro S.A.....	Ownership.....	0.260	MetLife, Inc.....	N.....	0.....
0241	MetLife.....	00000..	06-1597037..	29857270	MetLife Worldwide Holdings, LLC.....	DE.....	NIA.....	MetLife International Holdings, LLC.....	Ownership.....	100.000	MetLife, Inc.....	N.....	0.....
0241	MetLife.....	00000..	AA-5324104..	31445580	MetLife Limited (Hong Kong).....	HKG.....	IA.....	MetLife Worldwide Holdings, LLC.....	Ownership.....	100.000	MetLife, Inc.....	N.....	0.....
0241	MetLife.....	00000..00	BIDV MetLife Life Insurance Limited Liability Company	VNM.....	IA.....	MetLife Limited (Hong Kong).....	Ownership.....	60.000	MetLife, Inc.....	N.....	0.....
0241	MetLife.....	00000..	27046100	Best Market S.A. (Argentina).....	ARG.....	NIA.....	MetLife International Holdings, LLC.....	Ownership.....	95.000	MetLife, Inc.....	N.....	0.....
0241	MetLife.....	00000..	27046100	Best Market S.A. (Argentina).....	ARG.....	NIA.....	Natiloportem Holdings, LLC.....	Ownership.....	5.000	MetLife, Inc.....	N.....	0.....
0241	MetLife.....	00000..	AA-5344102..	31664110	PNB MetLife India Insurance Company Limited.	IND.....	IA.....	MetLife International Holdings, LLC.....	Ownership.....	26.000	MetLife, Inc.....	N.....	0.....
0241	MetLife.....	00000..	AA-2130046..	13883030	MetLife Seguros de Retiro S.A. (Argentina).....	ARG.....	IA.....	MetLife International Holdings, LLC.....	Ownership.....	96.890	MetLife, Inc.....	N.....	0.....
0241	MetLife.....	00000..	AA-2130046..	13883030	MetLife Seguros de Retiro S.A. (Argentina).....	ARG.....	IA.....	Natiloportem Holdings, LLC.....	Ownership.....	3.110	MetLife, Inc.....	N.....	0.....
0241	MetLife.....	00000..	AA-2130046..	43217580	MetLife Seguros de Retiro S.A. (Argentina).....	ARG.....	IA.....	International Technical and Advisory Services Limited (USA-Delaware)	Ownership.....	0.000	MetLife, Inc.....	N.....	0.....
0241	MetLife.....	00000..	33736480	MetLife Administradora de Fondos Multipatrocinados Ltda. (Brazil)	BRA.....	NIA.....	MetLife International Holdings, LLC.....	Ownership.....	100.000	MetLife, Inc.....	N.....	0.....
0241	MetLife.....	00000..	33736480	MetLife Administradora de Fondos Multipatrocinados Ltda. (Brazil)	BRA.....	NIA.....	Natiloportem Holdings, LLC.....	Ownership.....	0.000	MetLife, Inc.....	N.....	0.....
0241	MetLife.....	26298..	13-2725441..	32197280	Metropolitan Property and Casualty Insurance Company	RI.....	RE.....	MetLife, Inc.....	Ownership.....	100.000	MetLife, Inc.....	N.....	0.....
0241	MetLife.....	39950..	22-2342710..00	Metropolitan General Insurance Company.....	RI.....	DS.....	Metropolitan Property and Casualty Insurance Company	Ownership.....	100.000	MetLife, Inc.....	N.....	0.....

Q12.7

SCHEDULE Y

PART 1A - DETAIL OF INSURANCE HOLDING COMPANY SYSTEM

1	2	3	4	5	6	7	8	9	10	11	12	13	14	15	16
Group Code	Group Name	NAIC Company Code	ID Number	Federal RSSD	CIK	Name of Securities Exchange if Publicly Traded (U.S. or International)	Names of Parent, Subsidiaries or Affiliates	Domiciliary Location	Relationship to Reporting Entity	Directly Controlled by (Name of Entity/Person)	Type of Control (Ownership Board, Management, Attorney-in-Fact, Influence, Other)	If Control is Ownership Provide Percentage	Ultimate Controlling Entity(ies)/Person(s)	Is an SCA Filing Required? (Y/N)	*
0241	MetLife.....	40169..	05-0393243..00	Metropolitan Casualty Insurance Company.....	RI.....	DS.....	Metropolitan Property and Casualty Insurance Company	Ownership.....100.000	MetLife, Inc.....N.....	0.....
0241	MetLife.....	25321..	23-1903575..00	Metropolitan Direct Property and Casualty Insurance Company	RI.....	DS.....	Metropolitan Property and Casualty Insurance Company	Ownership.....100.000	MetLife, Inc.....N.....	0.....
0241	MetLife.....	22926..	36-1022580..00	Economy Fire & Casualty Company.....	IL.....	DS.....	Metropolitan Property and Casualty Insurance Company	Ownership.....100.000	MetLife, Inc.....N.....	0.....
0241	MetLife.....	38067..	36-3027848..00	Economy Preferred Insurance Company.....	IL.....	DS.....	Economy Fire & Casualty Company.....	Ownership.....100.000	MetLife, Inc.....N.....	0.....
0241	MetLife.....	40649..	36-3105737..00	Economy Premier Assurance Company.....	IL.....	DS.....	Economy Fire & Casualty Company.....	Ownership.....100.000	MetLife, Inc.....N.....	0.....
0241	MetLife.....	00000..	95-3003951..00	MetLife Auto & Home Insurance Agency, Inc.....	RI.....	DS.....	Metropolitan Property and Casualty Insurance Company	Ownership.....100.000	MetLife, Inc.....N.....	0.....
0241	MetLife.....	34339..	13-2915260..00	Metropolitan Group Property and Casualty Insurance Company	RI.....	DS.....	Metropolitan Property and Casualty Insurance Company	Ownership.....100.000	MetLife, Inc.....N.....	0.....
0241	MetLife.....	00000..	05-0476998..00	Metropolitan Lloyds, Inc.....	TX.....	DS.....	Metropolitan Property and Casualty Insurance Company	Ownership.....100.000	MetLife, Inc.....Y.....	0.....
0241	MetLife.....	13938..	75-2483187..00	Metropolitan Lloyds Insurance Company of Texas	TX.....	DS.....	Metropolitan Lloyds, Inc.....	Attorney-in-fact.....0.000	MetLife, Inc.....N.....	0.....
0241	MetLife.....	87726..	06-0566090..1546103733076	Brighthouse Life Insurance Company	DE.....	IA.....	Brighthouse Holdings, LLC.....	Ownership.....100.000	MetLife, Inc.....N.....	0.....
0241	MetLife.....	00000..	13-2862391..00	Brighthouse Securities, LLC	DE.....	NIA.....	Brighthouse Holdings, LLC.....	Ownership.....100.000	MetLife, Inc.....N.....	0.....
0241	MetLife.....	91626..	04-2708937..01030011	New England Life Insurance Company.....	MA.....	IA.....	Brighthouse Holdings, LLC.....	Ownership.....100.000	MetLife, Inc.....N.....	0.....
0241	MetLife.....	00000..	04-3240897..42884401071039	Brighthouse Investment Advisers, LLC.....	MA.....	NIA.....	Brighthouse Holdings, LLC.....	Ownership.....100.000	MetLife, Inc.....N.....	0.....
0241	MetLife.....	00000..	81-3094008..00	Brighthouse Services, LLC	DE.....	NIA.....	Brighthouse Holdings, LLC.....	Ownership.....100.000	MetLife, Inc.....N.....	0.....
0241	MetLife.....	00000..	47-4161401..00	ML 1065 Hotel, LLC.....	DE.....	NIA.....	Brighthouse Life Insurance Company	Ownership.....100.000	MetLife, Inc.....N.....	0.....
0241	MetLife.....	00000..00	Brighthouse Renewables Holding, LLC.....	DE.....	NIA.....	Brighthouse Life Insurance Company	Ownership.....100.000	MetLife, Inc.....N.....	0.....
0241	MetLife.....	00000..00	Greater Sandhill I, LLC.....	DE.....	NIA.....	Brighthouse Renewables Holding, LLC.....	Ownership.....100.000	MetLife, Inc.....N.....	0.....
0241	MetLife.....	00000..	01-0893117..00	Brighthouse Connecticut Properties Ventures, LLC	DE.....	NIA.....	Brighthouse Life Insurance Company	Ownership.....100.000	MetLife, Inc.....N.....	0.....
0241	MetLife.....	00000..00	Sino-US United MetLife Insurance Co. Ltd.....	CHN.....	IA.....	Metropolitan Life Insurance Company.....	Ownership.....50.000	MetLife, Inc.....N.....	0.....
0241	MetLife.....	00000..00	Euro T1 Investments LLC.....	DE.....	NIA.....	Brighthouse Life Insurance Company	Ownership.....100.000	MetLife, Inc.....N.....	0.....
0241	MetLife.....	00000..	46-3156033..0937869	Brighthouse Assignment Company.....	CT.....	NIA.....	Brighthouse Life Insurance Company	Ownership.....100.000	MetLife, Inc.....N.....	0.....
0241	MetLife.....	00000..	26-0224429..00	Daniel/Brighthouse Midtown Limited Liability Company	DE.....	NIA.....	Brighthouse Life Insurance Company	Ownership.....100.000	MetLife, Inc.....N.....	0.....
0241	MetLife.....	00000..	26-0301826..00	1075 Peachtree, LLC.....	DE.....	NIA.....	Daniel/Brighthouse Midtown Limited Liability Company	Ownership.....100.000	MetLife, Inc.....N.....	0.....
0241	MetLife.....	00000..	27-0227067..00	TLA Holdings II LLC.....	DE.....	NIA.....	Brighthouse Life Insurance Company	Ownership.....100.000	MetLife, Inc.....N.....	0.....
0241	MetLife.....	00000..00	TIC European Real Estate LP, LLC.....	DE.....	NIA.....	Brighthouse Life Insurance Company	Ownership.....100.000	MetLife, Inc.....N.....	0.....
0241	MetLife.....	00000..	74-3261395..00	TLA Holdings LLC.....	DE.....	NIA.....	Brighthouse Life Insurance Company	Ownership.....100.000	MetLife, Inc.....N.....	0.....

Q12.8

SCHEDULE Y

PART 1A - DETAIL OF INSURANCE HOLDING COMPANY SYSTEM

1	2	3	4	5	6	7	8	9	10	11	12	13	14	15	16
Group Code	Group Name	NAIC Company Code	ID Number	Federal RSSD	CIK	Name of Securities Exchange if Publicly Traded (U.S. or International)	Names of Parent, Subsidiaries or Affiliates	Domiciliary Location	Relationship to Reporting Entity	Directly Controlled by (Name of Entity/Person)	Type of Control (Ownership Board, Management, Attorney-in-Fact, Influence, Other)	If Control is Ownership Provide Percentage	Ultimate Controlling Entity(ies)/Person(s)	Is an SCA Filing Required? (Y/N)	*
0241	MetLife.....	00000..	51-0099394..00		The Prospect Company.....	DE.....	NIA.....	TLA Holdings LLC.....	Ownership.....	...100.000	MetLife, Inc.....	...N.....	0.....
0241	MetLife.....	16073..	81-4750360..00		Brighthouse Reinsurance Company of Delaware (DE)	DE.....	IA.....	Brighthouse Life Insurance Company	Ownership.....	...100.000	MetLife, Inc.....	...N.....	0.....
0241	MetLife.....	00000..	00		Euro TL Investments LLC.....	DE.....	NIA.....	Brighthouse Life Insurance Company	Ownership.....	...100.000	MetLife, Inc.....	...N.....	0.....
0241	MetLife.....	00000..	13-4153151..00		MetLife Canadian Property Ventures LLC.....	NY.....	NIA.....	Metropolitan Life Insurance Company.....	Ownership.....	...100.000	MetLife, Inc.....	...N.....	0.....
0241	MetLife.....	00000..	00		MetLife Property Ventures Canada ULC.....	CAN.....	NIA.....	Metropolitan Life Insurance Company.....	Ownership.....	...100.000	MetLife, Inc.....	...N.....	0.....
0241	MetLife.....	97136..	13-3114906..	...32197730		Metropolitan Tower Life Insurance Company....	DE.....	IA.....	MetLife, Inc.....	Ownership.....	...100.000	MetLife, Inc.....	...N.....	0.....
0241	MetLife.....	00000..	38-4035918..00		MetLife Assignment Company, Inc (DE).....	DE.....	NIA.....	Metropolitan Tower Life Insurance Company...	Ownership.....	...100.000	MetLife, Inc.....	...Y.....	0.....
0241	MetLife.....	00000..	00		EntreCap Real Estate II, LLC.....	DE.....	NIA.....	Metropolitan Tower Life Insurance Company...	Ownership.....	...100.000	MetLife, Inc.....	...N.....	0.....
0241	MetLife.....	00000..	00		PREFCO Dix-Huit LLC.....	CT.....	NIA.....	EntreCap Real Estate II, LLC.....	Ownership.....	...100.000	MetLife, Inc.....	...N.....	0.....
0241	MetLife.....	00000..	00		PREFCO X Holdings LLC.....	CT.....	NIA.....	EntreCap Real Estate II, LLC.....	Ownership.....	...100.000	MetLife, Inc.....	...N.....	0.....
0241	MetLife.....	00000..	00		PREFCO Ten Limited Partnership.....	CT.....	NIA.....	EntreCap Real Estate II, LLC.....	Ownership.....	...99.900	MetLife, Inc.....	...N.....	0.....
0241	MetLife.....	00000..	00		PREFCO Ten Limited Partnership.....	CT.....	NIA.....	PREFCO X Holdings LLC.....	Ownership.....	...0.100	MetLife, Inc.....	...N.....	0.....
0241	MetLife.....	00000..	00		PREFCO Vingt LLC.....	CT.....	NIA.....	EntreCap Real Estate II, LLC.....	Ownership.....	...100.000	MetLife, Inc.....	...N.....	0.....
0241	MetLife.....	00000..	00		PREFCO Twenty Limited Partnership.....	CT.....	NIA.....	EntreCap Real Estate II, LLC.....	Ownership.....	...99.000	MetLife, Inc.....	...N.....	0.....
0241	MetLife.....	00000..	00		PREFCO Twenty Limited Partnership.....	CT.....	NIA.....	PREFCO Vingt LLC.....	Ownership.....	...1.000	MetLife, Inc.....	...N.....	0.....
0241	MetLife.....	00000..	00		Plaza Drive Properties, LLC.....	DE.....	NIA.....	Metropolitan Tower Life Insurance Company...	Ownership.....	...100.000	MetLife, Inc.....	...N.....	0.....
0241	MetLife.....	00000..	00		MTL Leasing, LLC.....	DE.....	NIA.....	Metropolitan Tower Life Insurance Company...	Ownership.....	...100.000	MetLife, Inc.....	...N.....	0.....
0241	MetLife.....	00000..	00		PREFCO IX Realty LLC.....	CT.....	NIA.....	MTL Leasing, LLC.....	Ownership.....	...100.000	MetLife, Inc.....	...N.....	0.....
0241	MetLife.....	00000..	00		PREFCO XIV Holdings LLC.....	CT.....	NIA.....	MTL Leasing, LLC.....	Ownership.....	...100.000	MetLife, Inc.....	...N.....	0.....
0241	MetLife.....	00000..	00		PREFCO Fourteen Limited Partnership.....	CT.....	NIA.....	MTL Leasing, LLC.....	Ownership.....	...99.900	MetLife, Inc.....	...N.....	0.....
0241	MetLife.....	00000..	00		PREFCO Fourteen Limited Partnership.....	CT.....	NIA.....	PREFCO XIV Holdings LLC.....	Ownership.....	...0.100	MetLife, Inc.....	...N.....	0.....
0241	MetLife.....	00000..	00		1320 Venture LLC.....	DE.....	NIA.....	MTL Leasing, LLC.....	Ownership.....	...100.000	MetLife, Inc.....	...N.....	0.....
0241	MetLife.....	00000..	13-3114906..00		1320 GP LLC.....	DE.....	NIA.....	MTL Leasing, LLC.....	Ownership.....	...100.000	MetLife, Inc.....	...N.....	0.....
0241	MetLife.....	00000..	38-3846857..00		1320 Owner LP.....	DE.....	NIA.....	1320 Venture LLC.....	Ownership.....	...99.900	MetLife, Inc.....	...N.....	0.....
0241	MetLife.....	00000..	38-3846857..00		1320 Owner LP.....	DE.....	NIA.....	1320 GP LLC.....	Ownership.....	...0.100	MetLife, Inc.....	...N.....	0.....
0241	MetLife.....	00000..	00		MetLife Chile Inversiones Limitada.....	CHL.....	NIA.....	MetLife, Inc.....	Ownership.....	...72.351	MetLife, Inc.....	...N.....	0.....
0241	MetLife.....	00000..	00		MetLife Chile Inversiones Limitada.....	CHL.....	NIA.....	Inversiones MetLife Holdco Dos Limitada.....	Ownership.....	...2.767	MetLife, Inc.....	...N.....	0.....
0241	MetLife.....	00000..	00		MetLife Chile Inversiones Limitada.....	CHL.....	NIA.....	Natiloportem Holdings, LLC.....	Ownership.....	...0.000	MetLife, Inc.....	...N.....	0.....
0241	MetLife.....	00000..	00		MetLife Chile Inversiones Limitada.....	CHL.....	NIA.....	American Life Insurance Company.....	Ownership.....	...24.882	MetLife, Inc.....	...N.....	0.....
0241	MetLife.....	00000..	82-2405817..00		MetLife Investment Management Holdings, LLC	DE.....	NIA.....	MetLife, Inc.....	Ownership.....	...100.000	MetLife, Inc.....	...N.....	0.....
0241	MetLife.....	00000..	20-8262386..00		Logan Circle Partners, L.P.	PA.....	NIA.....	MetLife Investment Management Holdings, LLC	Ownership.....	...100.000	MetLife, Inc.....	...N.....	0.....
0241	MetLife.....	00000..	20-8262288..00		Logan Circle Partners GP, LLC	PA.....	NIA.....	MetLife Investment Management Holdings, LLC	Ownership.....	...100.000	MetLife, Inc.....	...N.....	0.....

Q12.9

SCHEDULE Y

PART 1A - DETAIL OF INSURANCE HOLDING COMPANY SYSTEM

1	2	3	4	5	6	7	8	9	10	11	12	13	14	15	16
Group Code	Group Name	NAIC Company Code	ID Number	Federal RSSD	CIK	Name of Securities Exchange if Publicly Traded (U.S. or International)	Names of Parent, Subsidiaries or Affiliates	Domiciliary Location	Relationship to Reporting Entity	Directly Controlled by (Name of Entity/Person)	Type of Control (Ownership Board, Management, Attorney-in-Fact, Influence, Other)	If Control is Ownership Provide Percentage	Ultimate Controlling Entity(ies)/Person(s)	Is an SCA Filing Required? (Y/N)	*
0241	MetLife.....	00000...	38-3853223..00		Logan Circle Partners I LLC	PA.....	NIA.....	Logan Circle Partners, L.P.	Ownership.....	100.000	MetLife, Inc.....N.....	0.....
0241	MetLife.....	00000...	26-0333595..00		Logan Circle Partners Investment Management LLC	DE.....	NIA.....	Logan Circle Partners, L.P.	Ownership.....	100.000	MetLife, Inc.....N.....	0.....
0241	MetLife.....	00000...	AA-2280000..31797740		MetLife Chile Seguros de Vida S.A.....	CHL.....	IA.....	MetLife Chile Inversiones Limitada.....	Ownership.....	99.997	MetLife, Inc.....N.....	0.....
0241	MetLife.....	00000...	AA-2280000..31797740		MetLife Chile Seguros de Vida S.A.....	CHL.....	IA.....	International Technical and Advisory Services Limited (USA-Delaware)	Ownership.....	0.003	MetLife, Inc.....N.....	0.....
0241	MetLife.....	00000...	00		Inversiones MetLife Holdco Tres Limitada (Chile)	CHL.....	NIA.....	MetLife Chile Inversiones Limitada.....	Ownership.....	97.130	MetLife, Inc.....N.....	0.....
0241	MetLife.....	00000...	00		Inversiones MetLife Holdco Tres Limitada (Chile)	CHL.....	NIA.....	Inversiones MetLife Holdco Dos Limitada.....	Ownership.....	2.870	MetLife, Inc.....N.....	0.....
0241	MetLife.....	00000...	00		AFP Provida S.A. (Chile)	CHL.....	NIA.....	MetLife Chile Inversiones Limitada.....	Ownership.....	10.922	MetLife, Inc.....N.....	0.....
0241	MetLife.....	00000...	00		AFP Provida S.A. (Chile)	CHL.....	NIA.....	Inversiones MetLife Holdco Tres Limitada.....	Ownership.....	42.382	MetLife, Inc.....N.....	0.....
0241	MetLife.....	00000...	00		AFP Provida S.A. (Chile)	CHL.....	NIA.....	Inversiones MetLife Holdco Dos Limitada.....	Ownership.....	42.382	MetLife, Inc.....N.....	0.....
0241	MetLife.....	00000...	42552820		MetLife Chile Administradora de Mutuos Hipotecarios S.A.	CHL.....	NIA.....	MetLife Chile Seguros de Vida S.A.....	Ownership.....	99.900	MetLife, Inc.....N.....	0.....
0241	MetLife.....	00000...	42552820		MetLife Chile Administradora de Mutuos Hipotecarios S.A.	CHL.....	NIA.....	MetLife Chile Inversiones Limitada.....	Ownership.....	0.100	MetLife, Inc.....N.....	0.....
0241	MetLife.....	00000...	00		Provida Internacional S.A. (Chile)	CHL.....	NIA.....	AFP Provida S.A.....	Ownership.....	99.990	MetLife, Inc.....N.....	0.....
0241	MetLife.....	00000...	00		Provida Internacional S.A. (Chile)	CHL.....	NIA.....	MetLife Chile Inversiones Limitada.....	Ownership.....	0.010	MetLife, Inc.....N.....	0.....
0241	MetLife.....	00000...	00		AFP Genesis Administradora de Fondos y Fidecomisos S.A. (Ecuador)	ECU.....	NIA.....	Provida Internacional S.A.	Ownership.....	99.900	MetLife, Inc.....N.....	0.....
0241	MetLife.....	00000...	00		AFP Genesis Administradora de Fondos y Fidecomisos S.A. (Ecuador)	ECU.....	NIA.....	AFP Provida S.A.....	Ownership.....	0.100	MetLife, Inc.....N.....	0.....
0241	MetLife.....	00000...	00		MetLife Chile Seguros Generales S.A. (Chile)...	CHL.....	IA.....	MetLife Chile Inversiones Limitada.....	Ownership.....	99.980	MetLife, Inc.....N.....	0.....
0241	MetLife.....	00000...	00		MetLife Chile Seguros Generales S.A. (Chile)...	CHL.....	IA.....	Inversiones MetLife Holdco Dos Limitada.....	Ownership.....	0.020	MetLife, Inc.....N.....	0.....
0241	MetLife.....	00000...	52-1528581..3921834727303		SafeGuard Health Enterprises, Inc.....	DE.....	NIA.....	MetLife, Inc.....	Ownership.....	100.000	MetLife, Inc.....N.....	0.....
0241	MetLife.....	95747...	93-0864866..06324		SafeGuard Health Plans, Inc. (NV).....	NV.....	NIA.....	SafeGuard Health Enterprises, Inc.....	Ownership.....	100.000	MetLife, Inc.....N.....	0.....
0241	MetLife.....	14170...	33-0733552..06324		MetLife Health Plans, Inc.....	NJ.....	NIA.....	SafeGuard Health Enterprises, Inc.....	Ownership.....	100.000	MetLife, Inc.....N.....	0.....
0241	MetLife.....	00000...	95-2879515..06324		SafeGuard Health Plans, Inc. (CA).....	CA.....	NIA.....	SafeGuard Health Enterprises, Inc.....	Ownership.....	100.000	MetLife, Inc.....N.....	0.....
0241	MetLife.....	79014...	33-0515751..06324		SafeHealth Life Insurance Company.....	CA.....	NIA.....	SafeGuard Health Enterprises, Inc.....	Ownership.....	100.000	MetLife, Inc.....N.....	0.....
0241	MetLife.....	52009...	65-0073323..06324		SafeGuard Health Plans, Inc. (FL).....	FL.....	NIA.....	SafeGuard Health Enterprises, Inc.....	Ownership.....	100.000	MetLife, Inc.....N.....	0.....
0241	MetLife.....	95051...	75-2046497..06324		SafeGuard Health Plans, Inc. (TX).....	TX.....	NIA.....	SafeGuard Health Enterprises, Inc.....	Ownership.....	100.000	MetLife, Inc.....N.....	0.....
0241	MetLife.....	00000...	98-1099650..00		MetLife Global Benefits, Ltd.....	CYM.....	NIA.....	MetLife, Inc.....	Ownership.....	100.000	MetLife, Inc.....N.....	0.....
0241	MetLife.....	00000...	36-3665871..31659000		Cova Life Management Company.....	DE.....	NIA.....	MetLife, Inc.....	Ownership.....	100.000	MetLife, Inc.....N.....	0.....
0241	MetLife.....	00000...	38178250		MetLife Services and Solutions, LLC.....	DE.....	NIA.....	MetLife, Inc.....	Ownership.....	100.000	MetLife, Inc.....N.....	0.....
0241	MetLife.....	00000...	38185230		MetLife Solutions Pte. Ltd.....	SGP.....	NIA.....	MetLife Services and Solutions, LLC.....	Ownership.....	100.000	MetLife, Inc.....N.....	0.....
0241	MetLife.....	00000...	98-0613376..38185500		MetLife Global Operations Support Center Private Limited	IND.....	NIA.....	MetLife Solutions Pte. Ltd.....	Ownership.....	100.000	MetLife, Inc.....N.....	0.....

Q12.10

SCHEDULE Y

PART 1A - DETAIL OF INSURANCE HOLDING COMPANY SYSTEM

1	2	3	4	5	6	7	8	9	10	11	12	13	14	15	16
Group Code	Group Name	NAIC Company Code	ID Number	Federal RSSD	CIK	Name of Securities Exchange if Publicly Traded (U.S. or International)	Names of Parent, Subsidiaries or Affiliates	Domiciliary Location	Relationship to Reporting Entity	Directly Controlled by (Name of Entity/Person)	Type of Control (Ownership Board, Management, Attorney-in-Fact, Influence, Other)	If Control is Ownership Provide Percentage	Ultimate Controlling Entity(ies)/Person(s)	Is an SCA Filing Required? (Y/N)	*
0241	MetLife.....	00000...	98-0613376..	...38185500		MetLife Global Operations Support Center Private Limited	IND.....	NIA.....	Natloportem Holdings, LLC.....	Ownership.....0.000	MetLife, Inc.....N.....	0.....
0241	MetLife.....	00000...		...38185410		MetLife Services East Private Limited.....	IND.....	NIA.....	MetLife Solutions Pte. Ltd.....	Ownership.....99.990	MetLife, Inc.....N.....	0.....
0241	MetLife.....	00000...		...38185410		MetLife Services East Private Limited.....	IND.....	NIA.....	Natloportem Holdings, LLC.....	Ownership.....0.010	MetLife, Inc.....N.....	0.....
0241	MetLife.....	00000...	22-3805708..	...33024880		Newbury Insurance Company, Limited.....	DE.....	IA.....	MetLife, Inc.....	Ownership.....100.000	MetLife, Inc.....N.....	0.....
0241	MetLife.....	60992...	13-3690700..	...3302479	...1167609		Brighthouse Life Insurance Company of NY.....	NY.....	IA.....	Brighthouse Life Insurance Company.....	Ownership.....100.000	MetLife, Inc.....N.....	0.....
0241	MetLife.....	00000...	13-3179826..	...32197820		Enterprise General Insurance Agency, Inc.....	DE.....	IA.....	MetLife, Inc.....	Ownership.....100.000	MetLife, Inc.....N.....	0.....
0241	MetLife.....	13626...	20-5819518..	...39218700		MetLife Reinsurance Company of Charleston...	SC.....	IA.....	MetLife, Inc.....	Ownership.....100.000	MetLife, Inc.....N.....	0.....
0241	MetLife.....	00000...	26-6122204..	...42549590		MetLife Capital Trust IV.....	DE.....	NIA.....	MetLife, Inc.....	Ownership.....100.000	MetLife, Inc.....N.....	0.....
0241	MetLife.....	00000...	27-0858844..	...42787860		MetLife Home Loans LLC.....	DE.....	NIA.....	MetLife, Inc.....	Ownership.....100.000	MetLife, Inc.....N.....	0.....
0241	MetLife.....	00000...	75-2417735..	...26022110		Federal Flood Certification LLC.....	TX.....	NIA.....	MetLife, Inc.....	Ownership.....100.000	MetLife, Inc.....N.....	0.....
0241	MetLife.....	00000...	55-0790010..	...31658070		MetLife Group, Inc.....	NY.....	NIA.....	MetLife, Inc.....	Ownership.....100.000	MetLife, Inc.....N.....	0.....
0241	MetLife.....	00000...		...42420860		MetLife Standby I, LLC.....	DE.....	NIA.....	MetLife, Inc.....	Ownership.....100.000	MetLife, Inc.....N.....	0.....
0241	MetLife.....	00000...		...35763550		MetLife Investment Advisors, LLC.....	DE.....	NIA.....	MetLife, Inc.....	Ownership.....100.000	MetLife, Inc.....N.....	0.....
0241	MetLife.....	00000...		...00		MLIA SBAF Manager, LLC (DE).....	DE.....	NIA.....	MetLife Investment Advisors, LLC.....	Ownership.....100.000	MetLife, Inc.....N.....	0.....
0241	MetLife.....	00000...	20-4607161..	...00		MetLife European Holdings, LLC.....	DE.....	NIA.....	MetLife, Inc.....	Ownership.....100.000	MetLife, Inc.....N.....	0.....
0241	MetLife.....	00000...		...00		MetLife Core Property Fund GP, LLC.....	DE.....	NIA.....	MetLife Investment Advisors, LLC.....	Ownership.....100.000	MetLife, Inc.....N.....	0.....
0241	MetLife.....	00000...	80-0946518..	...00		MetLife Core Property Fund, LP.....	DE.....	NIA.....	Metropolitan Life Insurance Company.....	Ownership.....20.060	MetLife, Inc.....N.....	0.....
0241	MetLife.....	00000...	80-0946518..	...00		MetLife Core Property Fund, LP.....	DE.....	NIA.....	Metropolitan Life Insurance Company (on behalf of Sep Acct 746).....	Ownership.....3.240	MetLife, Inc.....N.....	0.....
0241	MetLife.....	00000...	80-0946518..	...00		MetLife Core Property Fund, LP.....	DE.....	NIA.....	MetLife Insurance Company of Korea, Limited.....	Ownership.....2.910	MetLife, Inc.....N.....	0.....
0241	MetLife.....	00000...	80-0946518..	...00		MetLife Core Property Fund, LP.....	DE.....	NIA.....	General American Life Insurance Company.....	Ownership.....0.070	MetLife, Inc.....N.....	0.....
0241	MetLife.....	00000...	80-0946518..	...00		MetLife Core Property Fund, LP.....	DE.....	NIA.....	Brighthouse Life Insurance Company.....	Ownership.....0.140	MetLife, Inc.....N.....	0.....
0241	MetLife.....	00000...	80-0947139..	...00		MetLife Core Property REIT, LLC.....	DE.....	NIA.....	MetLife Core Property Fund, LP.....	Ownership.....100.000	MetLife, Inc.....N.....	0.....
0241	MetLife.....	00000...	46-3934926..	...00		MetLife Core Property Holdings, LLC.....	DE.....	NIA.....	MetLife Core Property REIT, LLC.....	Ownership.....100.000	MetLife, Inc.....N.....	0.....
0241	MetLife.....	00000...		...00		MCP Property Management LLC (DE).....	DE.....	NIA.....	MetLife Core Property Holdings, LLC.....	Ownership.....100.000	MetLife, Inc.....N.....	0.....
0241	MetLife.....	00000...	13-4075851..	...00		MetLife Commercial Mortgage Income Fund GP, LLC.....	DE.....	NIA.....	MetLife Investment Advisors, LLC.....	Ownership.....100.000	MetLife, Inc.....N.....	0.....
0241	MetLife.....	00000...	47-2630137..	...00		MetLife Commercial Mortgage Income Fund LP.....	DE.....	NIA.....	Metropolitan Life Insurance Company.....	Ownership.....30.090	MetLife, Inc.....N.....	0.....
0241	MetLife.....	00000...	47-2630137..	...00		MetLife Commercial Mortgage Income Fund LP.....	DE.....	NIA.....	Brighthouse Life Insurance Company.....	Ownership.....10.030	MetLife, Inc.....N.....	0.....
0241	MetLife.....	00000...	47-2630137..	...00		MetLife Commercial Mortgage Income Fund LP.....	DE.....	NIA.....	MetLife Insurance Company of Korea, Limited.....	Ownership.....4.930	MetLife, Inc.....N.....	0.....
0241	MetLife.....	00000...	47-2630137..	...00		MetLife Commercial Mortgage Income Fund LP.....	DE.....	NIA.....	MetLife Limited.....	Ownership.....3.380	MetLife, Inc.....N.....	0.....

Q12.11

SCHEDULE Y

PART 1A - DETAIL OF INSURANCE HOLDING COMPANY SYSTEM

1	2	3	4	5	6	7	8	9	10	11	12	13	14	15	16
Group Code	Group Name	NAIC Company Code	ID Number	Federal RSSD	CIK	Name of Securities Exchange if Publicly Traded (U.S. or International)	Names of Parent, Subsidiaries or Affiliates	Domiciliary Location	Relationship to Reporting Entity	Directly Controlled by (Name of Entity/Person)	Type of Control (Ownership Board, Management, Attorney-in-Fact, Influence, Other)	If Control is Ownership Provide Percentage	Ultimate Controlling Entity(ies)/Person(s)	Is an SCA Filing Required? (Y/N)	*
0241	MetLife.....	00000..	47-2630137..00	MetLife Commercial Mortgage Income Fund LP	DE.....	NIA.....	Metropolitan Life Insurance Company of Hong Kong Limited	Ownership.....0.680	MetLife, Inc.....N.....	0.....
0241	MetLife.....	00000..	47-2688528..00	MetLife Commercial Mortgage REIT, LLC.....	DE.....	NIA.....	MetLife Commercial Mortgage Income Fund, LP	Ownership.....100.000	MetLife, Inc.....N.....	0.....
0241	MetLife.....	00000..	47-2703778..00	MetLife Commercial Mortgage Originator, LLC.....	DE.....	NIA.....	MetLife Commercial Mortgage REIT, LLC.....	Ownership.....100.000	MetLife, Inc.....N.....	0.....
0241	MetLife.....	00000..	47-5495603..00	MCMIF Holdco I, LLC.....	DE.....	NIA.....	MetLife Commercial Mortgage Originator, LLC.	Ownership.....100.000	MetLife, Inc.....N.....	0.....
0241	MetLife.....	00000..00	MetLife International PE Fund I, LP.....	CYM.....	NIA.....	MetLife Insurance K.K. (Japan).....	Ownership.....92.593	MetLife, Inc.....N.....	0.....
0241	MetLife.....	00000..00	MetLife International PE Fund I, LP.....	CYM.....	NIA.....	Metropolitan Life Insurance Company of Hong Kong Limited	Ownership.....0.576	MetLife, Inc.....N.....	0.....
0241	MetLife.....	00000..00	MetLife International PE Fund I, LP.....	CYM.....	NIA.....	MetLife Limited (Hong Kong).....	Ownership.....2.716	MetLife, Inc.....N.....	0.....
0241	MetLife.....	00000..00	MetLife International PE Fund I, LP.....	CYM.....	NIA.....	MetLife Mexico S.A.....	Ownership.....4.115	MetLife, Inc.....N.....	0.....
0241	MetLife.....	00000..00	MetLife Alternatives GP, LLC.....	DE.....	NIA.....	MetLife Investment Advisors, LLC.....	Ownership.....100.000	MetLife, Inc.....N.....	0.....
0241	MetLife.....	00000..	98-1150291..00	MetLife International HF Partners, LP.....	CYM.....	NIA.....	MetLife Insurance K.K. (Japan).....	Ownership.....88.220	MetLife, Inc.....N.....	0.....
0241	MetLife.....	00000..	98-1150291..00	MetLife International HF Partners, LP.....	CYM.....	NIA.....	MetLife Insurance Company of Korea, Limited	Ownership.....9.470	MetLife, Inc.....N.....	0.....
0241	MetLife.....	00000..	98-1150291..00	MetLife International HF Partners, LP.....	CYM.....	NIA.....	MetLife Limited (Hong Kong).....	Ownership.....2.290	MetLife, Inc.....N.....	0.....
0241	MetLife.....	00000..	98-1150291..00	MetLife International HF Partners, LP.....	CYM.....	NIA.....	MetLife Alternatives GP, LLC.....	Ownership.....0.020	MetLife, Inc.....N.....	0.....
0241	MetLife.....	00000..	98-1162663..00	MetLife International PE Fund II, LP.....	CYM.....	NIA.....	MetLife Insurance K.K. (Japan).....	Ownership.....94.540	MetLife, Inc.....N.....	0.....
0241	MetLife.....	00000..	98-1162663..00	MetLife International PE Fund II, LP.....	CYM.....	NIA.....	MetLife Limited (Hong Kong).....	Ownership.....2.770	MetLife, Inc.....N.....	0.....
0241	MetLife.....	00000..	98-1162663..00	MetLife International PE Fund II, LP.....	CYM.....	NIA.....	MetLife Mexico S.A.....	Ownership.....2.100	MetLife, Inc.....N.....	0.....
0241	MetLife.....	00000..	98-1162663..00	MetLife International PE Fund II, LP.....	CYM.....	NIA.....	Metropolitan Life Insurance Company of Hong Kong Limited	Ownership.....0.590	MetLife, Inc.....N.....	0.....
0241	MetLife.....	00000..	98-1226825..00	MetLife International PE Fund III, LP.....	CYM.....	NIA.....	MetLife Insurance K.K. (Japan).....	Ownership.....88.930	MetLife, Inc.....N.....	0.....
0241	MetLife.....	00000..	98-1226825..00	MetLife International PE Fund III, LP.....	CYM.....	NIA.....	MetLife Insurance Company of Korea, Limited	Ownership.....7.910	MetLife, Inc.....N.....	0.....
0241	MetLife.....	00000..	98-1226825..00	MetLife International PE Fund III, LP.....	CYM.....	NIA.....	Metropolitan Life Insurance Company of Hong Kong Limited	Ownership.....0.550	MetLife, Inc.....N.....	0.....
0241	MetLife.....	00000..	98-1226825..00	MetLife International PE Fund III, LP.....	CYM.....	NIA.....	MetLife Limited (Hong Kong).....	Ownership.....2.610	MetLife, Inc.....N.....	0.....
0241	MetLife.....	00000..00	MetLife International PE Fund IV, LP.....	CYM.....	NIA.....	MetLife Insurance K.K. (Japan).....	Ownership.....94.700	MetLife, Inc.....N.....	0.....
0241	MetLife.....	00000..00	MetLife International PE Fund IV, LP.....	CYM.....	NIA.....	MetLife Insurance Company of Korea, Limited	Ownership.....3.790	MetLife, Inc.....N.....	0.....
0241	MetLife.....	00000..00	MetLife International PE Fund IV, LP.....	CYM.....	NIA.....	MetLife Limited (Hong Kong).....	Ownership.....1.510	MetLife, Inc.....N.....	0.....
0241	MetLife.....	00000..00	MetLife International PE Fund V, LP.....	CYM.....	NIA.....	MetLife Insurance K.K. (Japan).....	Ownership.....81.699	MetLife, Inc.....N.....	0.....
0241	MetLife.....	00000..00	MetLife International PE Fund V, LP.....	CYM.....	NIA.....	MetLife Insurance Company of Korea, Limited	Ownership.....3.268	MetLife, Inc.....N.....	0.....
0241	MetLife.....	00000..00	MetLife International PE Fund V, LP.....	CYM.....	NIA.....	MetLife Limited (Hong Kong).....	Ownership.....15.033	MetLife, Inc.....N.....	0.....
0241	MetLife.....	00000..00	MetLife Loan Asset Management, LLC.....	DE.....	NIA.....	MetLife Investment Advisors, LLC.....	Ownership.....100.000	MetLife, Inc.....N.....	0.....
0241	MetLife.....	00000..	46-4140926..00	MIM Property Management, LLC.....	DE.....	NIA.....	MetLife Investment Advisors, LLC.....	Ownership.....100.000	MetLife, Inc.....N.....	0.....
0241	MetLife.....	13092..	26-1511401..43008920	MetLife Reinsurance Company of Vermont.....	VT.....	IA.....	MetLife, Inc.....	Ownership.....100.000	MetLife, Inc.....N.....	0.....
0241	MetLife.....	62634..	51-0104167..42551070	Delaware American Life Insurance Company.....	DE.....	IA.....	MetLife, Inc.....	Ownership.....100.000	MetLife, Inc.....N.....	0.....

Q12.12

SCHEDULE Y

PART 1A - DETAIL OF INSURANCE HOLDING COMPANY SYSTEM

1	2	3	4	5	6	7	8	9	10	11	12	13	14	15	16
Group Code	Group Name	NAIC Company Code	ID Number	Federal RSSD	CIK	Name of Securities Exchange if Publicly Traded (U.S. or International)	Names of Parent, Subsidiaries or Affiliates	Domiciliary Location	Relationship to Reporting Entity	Directly Controlled by (Name of Entity/Person)	Type of Control (Ownership Board, Management, Attorney-in-Fact, Influence, Other)	If Control is Ownership Provide Percentage	Ultimate Controlling Entity(ies)/Person(s)	Is an SCA Filing Required? (Y/N)	*
0241	MetLife.....	00000...	27-1206753..00		MetLife Consumer Services, Inc.....	DE.....	NIA.....	MetLife, Inc.....	Ownership.....	...100.000	MetLife, Inc.....	...N.....	0.....
0241	MetLife.....	00000...	81-3846992..00		Brighthouse Financial, Inc.....	DE.....	NIA.....	MetLife, Inc.....	Ownership.....	...19.200	MetLife, Inc.....	...N.....	0.....
0241	MetLife.....	00000...	00		Brighthouse Holdings, LLC.....	DE.....	NIA.....	Brighthouse Financial, Inc.....	Ownership.....	...100.000	MetLife, Inc.....	...N.....	0.....
0241	MetLife.....	00000...	81-2253384..00		MetLife Insurance Brokerage, Inc.....	NY.....	NIA.....	MetLife, Inc.....	Ownership.....	...100.000	MetLife, Inc.....	...N.....	0.....
0241	MetLife.....	60690...	98-0000065..	...42473260		American Life Insurance Company	DE.....	IA.....	MetLife, Inc.....	Ownership.....	...100.000	MetLife, Inc.....	...N.....	0.....
0241	MetLife.....	00000...	AA-1580066..00		MetLife Insurance K.K. (Japan).....	JPN.....	IA.....	American Life Insurance Company.....	Ownership.....	...100.000	MetLife, Inc.....	...N.....	0.....
0241	MetLife.....	00000...		...42553300		Communication One Kabushiki Kaisha (Japan).....	JPN.....	NIA.....	MetLife Insurance K.K. (Japan).....	Ownership.....	...100.000	MetLife, Inc.....	...N.....	0.....
0241	MetLife.....	00000...		...42500180		MetLife Life Insurance Company (Egypt).....	EGY.....	IA.....	MetLife Global Holding Company I GmbH (Swiss)	Ownership.....	...84.125	MetLife, Inc.....	...N.....	0.....
0241	MetLife.....	00000...	AA-1860015..00		MetLife Emekliilik ve Hayat A.S. (Turkey).....	TUR.....	IA.....	MetLife Global Holding Company II GmbH (Swiss)	Ownership.....	...99.980	MetLife, Inc.....	...N.....	0.....
0241	MetLife.....	00000...	00		MetLife Life Insurance S.A. (Greece).....	GRC.....	IA.....	MetLife EU Holding Company Limited (Ireland)	Ownership.....	...100.000	MetLife, Inc.....	...N.....	0.....
0241	MetLife.....	00000...		...42553490		MetLife Mutual Fund Company (Greece).....	GRC.....	NIA.....	MetLife Life Insurance Company S.A.....	Ownership.....	...90.000	MetLife, Inc.....	...N.....	0.....
0241	MetLife.....	00000...		...43040320		International Investment Holding Company Limited (Russia)	RUS.....	NIA.....	American Life Insurance Company	Ownership.....	...100.000	MetLife, Inc.....	...N.....	0.....
0241	MetLife.....	00000...	00		UBB-MetLife Zhivotozastrahovatelno Drujestvo AD (Bulgaria)	BGR.....	IA.....	MetLife EU Holding Company Limited (Ireland)	Ownership.....	...40.000	MetLife, Inc.....	...N.....	0.....
0241	MetLife.....	00000...	00		MetLife American International Group and Arab National Bank Cooperative Insurance Company	SAU.....	IA.....	American Life Insurance Company	Ownership.....	...30.000	MetLife, Inc.....	...N.....	0.....
0241	MetLife.....	00000...		...42500720		PJSC MetLife (Ukraine).....	UKR.....	IA.....	MetLife Global Holding Company II GmbH (Swiss)	Ownership.....	...99.999	MetLife, Inc.....	...N.....	0.....
0241	MetLife.....	00000...		...42500720		PJSC MetLife (Ukraine).....	UKR.....	IA.....	International Technical and Advisory Services Limited (USA-Delaware)	Ownership.....	...0.001	MetLife, Inc.....	...N.....	0.....
0241	MetLife.....	00000...		...42500720		PJSC MetLife (Ukraine).....	UKR.....	IA.....	Borderland Investments Limited (USA-Delaware)	Ownership.....	...0.001	MetLife, Inc.....	...N.....	0.....
0241	MetLife.....	00000...	00		MetLife Innovation Centre Limited.....	IRL.....	NIA.....	MetLife Global Holding Company II GmbH (Swiss)	Ownership.....	...99.999	MetLife, Inc.....	...N.....	0.....
0241	MetLife.....	00000...	51-0205283..00		International Technical and Advisory Services Limited (USA-Delaware)	DE.....	NIA.....	American Life Insurance Company	Ownership.....	...100.000	MetLife, Inc.....	...N.....	0.....
0241	MetLife.....	00000...	02-0649743..00		Borderland Investments Limited (USA-Delaware)	DE.....	NIA.....	American Life Insurance Company	Ownership.....	...100.000	MetLife, Inc.....	...N.....	0.....
0241	MetLife.....	00000...	00		ALICO Hellas Single Member Limited Liability Company (Greece)	GRC.....	NIA.....	Borderland Investments Limited (USA-Delaware)	Ownership.....	...100.000	MetLife, Inc.....	...N.....	0.....
0241	MetLife.....	00000...	00		MetLife Asset Management Corp. (Japan).....	JPN.....	NIA.....	ALICO Operations, LLC (DE).....	Ownership.....	...100.000	MetLife, Inc.....	...N.....	0.....
0241	MetLife.....	00000...		...42493110		MetLife Mas, S.A. de C.V (Mexico).....	MEX.....	IA.....	MetLife International Holdings, LLC.....	Ownership.....	...100.000	MetLife, Inc.....	...N.....	0.....

Q12.13

SCHEDULE Y

PART 1A - DETAIL OF INSURANCE HOLDING COMPANY SYSTEM

1	2	3	4	5	6	7	8	9	10	11	12	13	14	15	16
Group Code	Group Name	NAIC Company Code	ID Number	Federal RSSD	CIK	Name of Securities Exchange if Publicly Traded (U.S. or International)	Names of Parent, Subsidiaries or Affiliates	Domiciliary Location	Relationship to Reporting Entity	Directly Controlled by (Name of Entity/Person)	Type of Control (Ownership Board, Management, Attorney-in-Fact, Influence, Other)	If Control is Ownership Provide Percentage	Ultimate Controlling Entity(ies)/Person(s)	Is an SCA Filing Required? (Y/N)	*
0241	MetLife.....	00000...		4249311	0		MetLife Mas, S.A. de C.V (Mexico).....	MEX.....	IA.....	International Technical and Advisory Services Limited (USA-Delaware)	Ownership.....	0.000	MetLife, Inc.....	N.....	0.....
0241	MetLife.....	00000...		4251293	0		MetLife Seguros S.A. (Uruguay).....	URY.....	IA.....	ALICO Operations, LLC (DE).....	Ownership.....	100.000	MetLife, Inc.....	N.....	0.....
0241	MetLife.....	00000...			0		MetLife Colombia Seguros de Vida S.A. (Columbia)	COL.....	IA.....	MetLife Global Holding Company II GmbH (Swiss)	Ownership.....	90.000	MetLife, Inc.....	N.....	0.....
0241	MetLife.....	00000...			0		MetLife Colombia Seguros de Vida S.A. (Columbia)	COL.....	IA.....	MetLife Global Holding Company I GmbH (Swiss)	Ownership.....	10.000	MetLife, Inc.....	N.....	0.....
0241	MetLife.....	00000...			0		MetLife Colombia Seguros de Vida S.A. (Columbia)	COL.....	IA.....	International Technical and Advisory Services Limited (USA-Delaware)	Ownership.....	0.000	MetLife, Inc.....	N.....	0.....
0241	MetLife.....	00000...			0		MetLife Colombia Seguros de Vida S.A. (Columbia)	COL.....	IA.....	Borderland Investments Limited (USA-Delaware)	Ownership.....	0.000	MetLife, Inc.....	N.....	0.....
0241	MetLife.....	00000...			0		MetLife Colombia Seguros de Vida S.A. (Columbia)	COL.....	IA.....	Natiloportem Holdings, LLC.....	Ownership.....	0.000	MetLife, Inc.....	N.....	0.....
0241	MetLife.....	00000...	13-3912049..		0		ALICO Properties, Inc. (USA-Delaware).....	DE.....	NIA.....	American Life Insurance Company	Ownership.....	51.000	MetLife, Inc.....	N.....	0.....
0241	MetLife.....	00000...	13-3919049..		0		Global Properties, Inc. (USA-Delaware).....	DE.....	NIA.....	ALICO Properties, Inc.....	Ownership.....	100.000	MetLife, Inc.....	N.....	0.....
0241	MetLife.....	00000...			0		MetLife Global Holding Company I GmbH (Swiss)	CHE.....	NIA.....	American Life Insurance Company.....	Ownership.....	100.000	MetLife, Inc.....	N.....	0.....
0241	MetLife.....	00000...			0		MetLife Global Holding Company II GmbH (Swiss)	CHE.....	NIA.....	MetLife Global Holding Company I GmbH (Swiss)	Ownership.....	100.000	MetLife, Inc.....	N.....	0.....
0241	MetLife.....	00000...			0		MetLife Investment Management Holdings (Ireland) Limited	IRL.....	NIA.....	MetLife Global Holding Company II GmbH (Swiss)	Ownership.....	100.000	MetLife, Inc.....	N.....	0.....
0241	MetLife.....	00000...			0		MetLife Syndicated Bank Loan Lux GP, S.à.r.l.	LUX.....	NIA.....	MetLife Investment Management Holdings (Ireland) Limited	Ownership.....	100.000	MetLife, Inc.....	N.....	0.....
0241	MetLife.....	00000...	30-0615846..		0		ALICO Operations, LLC (DE).....	DE.....	NIA.....	MetLife Global Holding Company II GmbH (Swiss)	Ownership.....	100.000	MetLife, Inc.....	N.....	0.....
0241	MetLife.....	00000...			0		MetLife EU Holding Company Limited (Ireland).	IRL.....	NIA.....	MetLife Global Holding Company II GmbH (Swiss)	Ownership.....	100.000	MetLife, Inc.....	N.....	0.....
0241	MetLife.....	00000...	98-0552186..	4249302	0		ALICO European Holding Limited (Ireland).....	IRL.....	NIA.....	MetLife Global Holding Company II GmbH (Swiss)	Ownership.....	100.000	MetLife, Inc.....	N.....	0.....
0241	MetLife.....	00000...	AA-1780108.		0		MetLife Europe d.a.c.	IRL.....	IA.....	International Technical Advisory Services Limited	Ownership.....	0.000	MetLife, Inc.....	N.....	0.....
0241	MetLife.....	00000...	AA-1780108.		0		MetLife Europe d.a.c.	IRL.....	IA.....	American Life Insurance Company	Ownership.....	3.997	MetLife, Inc.....	N.....	0.....
0241	MetLife.....	00000...	AA-1780108.		0		MetLife Europe d.a.c.	IRL.....	IA.....	MetLife EU Holding Company Limited (Ireland)	Ownership.....	96.003	MetLife, Inc.....	N.....	0.....
0241	MetLife.....	00000...			0		MetLife Services EOOD (Bulgaria)	BGR.....	NIA.....	MetLife EU Holding Company Limited (Ireland)	Ownership.....	100.000	MetLife, Inc.....	N.....	0.....
0241	MetLife.....	00000...			0		MetLife Pension Trustees Limited (UK).....	GBR.....	IA.....	MetLife Europe d.a.c.	Ownership.....	100.000	MetLife, Inc.....	N.....	0.....

Q12.14

SCHEDULE Y

PART 1A - DETAIL OF INSURANCE HOLDING COMPANY SYSTEM

1	2	3	4	5	6	7	8	9	10	11	12	13	14	15	16
Group Code	Group Name	NAIC Company Code	ID Number	Federal RSSD	CIK	Name of Securities Exchange if Publicly Traded (U.S. or International)	Names of Parent, Subsidiaries or Affiliates	Domiciliary Location	Relationship to Reporting Entity	Directly Controlled by (Name of Entity/Person)	Type of Control (Ownership Board, Management, Attorney-in-Fact, Influence, Other)	If Control is Ownership Provide Percentage	Ultimate Controlling Entity(ies)/Person(s)	Is an SCA Filing Required? (Y/N)	*
0241	MetLife.....	00000...		4255367	0		First American-Hungarian Insurance Agency Limited (Hungary)	HUN.....	IA.....	MetLife EU Holding Company Limited (Ireland)	Ownership.....	100.000	MetLife, Inc.....	N.....	0.....
0241	MetLife.....	00000...		4258407	0		MetLife Solutions S.A.S. (France).....	FRA.....	NIA.....	MetLife EU Holding Company Limited (Ireland)	Ownership.....	100.000	MetLife, Inc.....	N.....	0.....
0241	MetLife.....	00000...		0	0		MetLife Asia Holding Company Pte. Ltd.	SGP.....	NIA.....	MetLife Global Holding Company II GmbH (Swiss)	Ownership.....	100.000	MetLife, Inc.....	N.....	0.....
0241	MetLife.....	00000...		0	0		MetLife Innovation Centre Pte. Ltd.	SGP.....	NIA.....	MetLife Asia Holding Company Pte. Ltd.	Ownership.....	100.000	MetLife, Inc.....	N.....	0.....
0241	MetLife.....	00000...		0	0		MetLife Reinsurance Company of Bermuda Ltd.	BMU.....	IA.....	MetLife Global Holding Company II GmbH (Swiss)	Ownership.....	100.000	MetLife, Inc.....	N.....	0.....
0241	MetLife.....	00000...		0	0		MetLife Investment Management Limited (UK) ..	GBR.....	NIA.....	MetLife Global Holding Company II GmbH (Swiss)	Ownership.....	100.000	MetLife, Inc.....	N.....	0.....
0241	MetLife.....	00000...		4255246	0		Metropolitan Life Societate de Administrare a unui Fond de Pensii Administrat Privat S.A. (Romania)	ROU.....	IA.....	MetLife EU Holding Company Limited (Ireland)	Ownership.....	99.984	MetLife, Inc.....	N.....	0.....
0241	MetLife.....	00000...		4255246	0		Metropolitan Life Societate de Administrare a unui Fond de Pensii Administrat Privat S.A. (Romania)	ROU.....	IA.....	MetLife Services Sp. z o.o.	Ownership.....	0.016	MetLife, Inc.....	N.....	0.....
0241	MetLife.....	00000...		4249469	0		ZAO Master D (Russia).....	RUS.....	NIA.....	ALICO European Holding Limited (Ireland).....	Ownership.....	100.000	MetLife, Inc.....	N.....	0.....
0241	MetLife.....	00000...		4249991	0		Joint-Stock Company MetLife Insurance Company (Russia)	RUS.....	IA.....	MetLife Global Holding Company II GmbH (Swiss)	Ownership.....	49.000	MetLife, Inc.....	N.....	0.....
0241	MetLife.....	00000...		4249991	0		Joint-Stock Company MetLife Insurance Company (Russia)	RUS.....	IA.....	ZAO Master D (Russia).....	Ownership.....	51.000	MetLife, Inc.....	N.....	0.....
0241	MetLife.....	00000...		4255198	0		MetLife Slovakia s.r.o.....	SVK.....	NIA.....	MetLife EU Holding Company Limited (Ireland)	Ownership.....	99.956	MetLife, Inc.....	N.....	0.....
0241	MetLife.....	00000...		4255198	0		MetLife Slovakia s.r.o.....	SVK.....	NIA.....	International Technical and Advisory Services Limited (USA-Delaware)	Ownership.....	0.044	MetLife, Inc.....	N.....	0.....
0241	MetLife.....	00000...		0	0		MetLife Services Cyprus Ltd.....	CYP.....	NIA.....	MetLife EU Holding Company Limited (Ireland)	Ownership.....	100.000	MetLife, Inc.....	N.....	0.....
0241	MetLife.....	00000...		0	0		Hellenic Alico Life Insurance Company Ltd. (Cyprus)	CYP.....	IA.....	MetLife Services Cyprus Ltd.....	Ownership.....	27.500	MetLife, Inc.....	N.....	0.....
0241	MetLife.....	00000...		4247335	0		MetLife Towarzystwo Ubezpieczen na Zycie i Reasekuracji S.A.	POL.....	IA.....	MetLife EU Holding Company Limited (Ireland)	Ownership.....	100.000	MetLife, Inc.....	N.....	0.....
0241	MetLife.....	00000...		4255264	0		MetLife Services Sp. z o.o.	POL.....	NIA.....	MetLife Towarzystwo Ubezpieczen na Zycie i Reasekuracji S.A.	Ownership.....	100.000	MetLife, Inc.....	N.....	0.....
0241	MetLife.....	00000...		4251154	0		MetLife Powszechne Towarzystwo Emerytalne (Poland)	POL.....	IA.....	MetLife Towarzystwo Ubezpieczen na Zycie i Reasekuracji S.A.	Ownership.....	100.000	MetLife, Inc.....	N.....	0.....
0241	MetLife.....	00000...	AA-9640009.	4255255	0		MetLife Towarzystwo Funduszy Inwestycyjnych S.A.	POL.....	NIA.....	MetLife Towarzystwo Ubezpieczen na Zycie i Reasekuracji S.A.	Ownership.....	100.000	MetLife, Inc.....	N.....	0.....

Q12.15

SCHEDULE Y

PART 1A - DETAIL OF INSURANCE HOLDING COMPANY SYSTEM

1	2	3	4	5	6	7	8	9	10	11	12	13	14	15	16
Group Code	Group Name	NAIC Company Code	ID Number	Federal RSSD	CIK	Name of Securities Exchange if Publicly Traded (U.S. or International)	Names of Parent, Subsidiaries or Affiliates	Domiciliary Location	Relationship to Reporting Entity	Directly Controlled by (Name of Entity/Person)	Type of Control (Ownership Board, Management, Attorney-in-Fact, Influence, Other)	If Control is Ownership Provide Percentage	Ultimate Controlling Entity(ies)/Person(s)	Is an SCA Filing Required? (Y/N)	*
0241	MetLife.....	00000..42583310	Agenvita S.r.l. (Italy).....	ITA.....	IA.....	MetLife EU Holding Company Limited (Ireland)	Ownership.....100.000	MetLife, Inc.....N.....	0.....
0241	MetLife.....	00000..00	MetLife Services, Sociedad Limitada (Spain).....	ESP.....	NIA.....	MetLife EU Holding Company Limited (Ireland)	Ownership.....100.000	MetLife, Inc.....N.....	0.....
0241	MetLife.....	00000..29812240	MetLife Insurance Limited (U.K.).....	GBR.....	IA.....	MetLife EU Holding Company Limited (Ireland)	Ownership.....99.999	MetLife, Inc.....N.....	0.....
0241	MetLife.....	00000..00	MetLife Europe Insurance d.a.c.....	IRL.....	IA.....	MetLife EU Holding Company Limited (Ireland)	Ownership.....93.000	MetLife, Inc.....N.....	0.....
0241	MetLife.....	00000..00	MetLife Europe Insurance d.a.c.....	IRL.....	IA.....	American Life Insurance Company.....	Ownership.....7.000	MetLife, Inc.....N.....	0.....
0241	MetLife.....	00000..41898640	MetLife Europe Services Limited (Ireland).....	IRL.....	NIA.....	MetLife EU Holding Company Limited (Ireland)	Ownership.....100.000	MetLife, Inc.....N.....	0.....
0241	MetLife.....	00000..	95-3947585..	...31660640	MetLife Investors Group, LLC.....	DE.....	NIA.....	MetLife, Inc.....	Ownership.....100.000	MetLife, Inc.....N.....	0.....
0241	MetLife.....	00000..	43-1906210..	...3373563	...1130412	MetLife Investments Securities LLC (DE).....	DE.....	NIA.....	MetLife Investors Group, LLC.....	Ownership.....100.000	MetLife, Inc.....N.....	0.....
0241	MetLife.....	00000..00	MetLife Investors Distribution Company.....	MO.....	NIA.....	MetLife Investors Group, LLC.....	Ownership.....100.000	MetLife, Inc.....N.....	0.....

Q12.16

Metropolitan Property and Casualty Insurance Company

PART 1 - LOSS EXPERIENCE

Lines of Business	Current Year to Date			4 Prior Year to Date Direct Loss Percentage
	1 Direct Premiums Earned	2 Direct Losses Incurred	3 Direct Loss Percentage	
1. Fire.....	4,354,508	2,195,523	50.420	57.366
2. Allied lines.....	8,787,887	4,515,095	51.379	103.835
3. Farmowners multiple peril.....	0	0	0.000	0.000
4. Homeowners multiple peril.....	494,557,016	320,087,662	64.722	57.081
5. Commercial multiple peril.....	5,154,624	4,292,820	83.281	69.303
6. Mortgage guaranty.....	0	0	0.000	0.000
8. Ocean marine.....	0	0	0.000	0.000
9. Inland marine.....	14,227,817	4,989,126	35.066	35.070
10. Financial guaranty.....	0	0	0.000	0.000
11.1. Medical professional liability - occurrence.....	0	0	0.000	0.000
11.2. Medical professional liability - claims-made.....	0	0	0.000	0.000
12. Earthquake.....	4,712,231	(44,420)	(0.943)	(2.371)
13. Group accident and health.....	0	0	0.000	0.000
14. Credit accident and health.....	0	0	0.000	0.000
15. Other accident and health.....	17,574,874	5,821,857	33.126	35.947
16. Workers' compensation.....	0	0	0.000	0.000
17.1. Other liability-occurrence.....	30,581,668	23,075,120	75.454	49.540
17.2. Other liability-claims made.....	0	0	0.000	0.000
17.3. Excess workers' compensation.....	0	0	0.000	0.000
18.1. Products liability-occurrence.....	0	0	0.000	0.000
18.2. Products liability-claims made.....	0	0	0.000	0.000
19.1, 19.2. Private passenger auto liability.....	273,819,270	180,995,080	66.100	70.879
19.3, 19.4. Commercial auto liability.....	1,418,506	1,475,860	104.043	110.731
21. Auto physical damage.....	222,230,248	118,848,163	53.480	56.024
22. Aircraft (all perils).....	0	0	0.000	0.000
23. Fidelity.....	0	0	0.000	0.000
24. Surety.....	0	0	0.000	0.000
26. Burglary and theft.....	0	0	0.000	0.000
27. Boiler and machinery.....	0	0	0.000	0.000
28. Credit.....	0	0	0.000	0.000
29. International.....	0	0	0.000	0.000
30. Warranty.....	0	0	0.000	0.000
31. Reinsurance-nonproportional assumed property.....	XXX	XXX	XXX	XXX
32. Reinsurance-nonproportional assumed liability.....	XXX	XXX	XXX	XXX
33. Reinsurance-nonproportional assumed financial lines.....	XXX	XXX	XXX	XXX
34. Aggregate write-ins for other lines of business.....	0	0	0.000	0.000
35. Totals.....	1,077,418,649	666,251,886	61.838	59.685
DETAILS OF WRITE-INS				
3401.....	0	0	0.000	0.000
3402.....	0	0	0.000	0.000
3403.....	0	0	0.000	0.000
3498. Sum. of remaining write-ins for Line 34 from overflow page.....	0	0	0.000	XXX
3499. Totals (Lines 3401 thru 3403 plus 3498) (Line 34).....	0	0	0.000	0.000

PART 2 - DIRECT PREMIUMS WRITTEN

Lines of Business	1	2	3
	Current Quarter	Current Year to Date	Prior Year Year to Date
1. Fire.....	1,468,569	4,405,709	4,351,810
2. Allied lines.....	3,448,784	8,794,007	8,800,727
3. Farmowners multiple peril.....	0	0	0
4. Homeowners multiple peril.....	180,999,811	498,833,186	503,700,279
5. Commercial multiple peril.....	2,766,401	7,271,947	3,964,183
6. Mortgage guaranty.....	0	0	0
8. Ocean marine.....	0	0	0
9. Inland marine.....	5,195,588	14,909,263	15,042,894
10. Financial guaranty.....	0	0	0
11.1. Medical professional liability - occurrence.....	0	0	0
11.2. Medical professional liability - claims made.....	0	0	0
12. Earthquake.....	1,614,409	4,615,404	4,934,633
13. Group accident and health.....	0	0	0
14. Credit accident and health.....	0	0	0
15. Other accident and health.....	329,636	24,095,051	19,951,987
16. Workers' compensation.....	0	0	0
17.1. Other liability-occurrence.....	11,530,896	32,300,448	30,313,282
17.2. Other liability-claims made.....	0	0	0
17.3. Excess workers' compensation.....	0	0	0
18.1. Products liability-occurrence.....	0	0	0
18.2. Products liability-claims made.....	0	0	0
19.1 19.2. Private passenger auto liability.....	95,025,067	281,741,309	277,183,115
19.3 19.4. Commercial auto liability.....	1,390,067	3,107,881	225,385
21. Auto physical damage.....	78,238,879	230,751,338	222,532,124
22. Aircraft (all perils).....	0	0	0
23. Fidelity.....	0	0	0
24. Surety.....	0	0	0
26. Burglary and theft.....	0	0	0
27. Boiler and machinery.....	0	0	0
28. Credit.....	0	0	0
29. International.....	0	0	0
30. Warranty.....	0	0	0
31. Reinsurance-nonproportional assumed property.....	XXX	XXX	XXX
32. Reinsurance-nonproportional assumed liability.....	XXX	XXX	XXX
33. Reinsurance-nonproportional assumed financial lines.....	XXX	XXX	XXX
34. Aggregate write-ins for other lines of business.....	0	0	0
35. Totals.....	382,008,107	1,110,825,543	1,091,000,419
DETAILS OF WRITE-INS			
3401.....	0	0	0
3402.....	0	0	0
3403.....	0	0	0
3498. Sum. of remaining write-ins for Line 34 from overflow page.....	0	0	0
3499. Totals (Lines 3401 thru 3403 plus 3498) (Line 34).....	0	0	0

PART 3 (000 omitted)

LOSS AND LOSS ADJUSTMENT EXPENSE RESERVES SCHEDULE

	1	2	3	4	5	6	7	8	9	10	11	12	13
Years in Which Losses Occurred	Prior Year-End Known Case Loss and LAE Reserves	Prior Year-End IBNR Loss and LAE Reserves	Total Prior Year-End Loss and LAE Reserves (Cols. 1 + 2)	2017 Loss and LAE Payments on Claims Reported as of Prior Year-End	2017 Loss and LAE Payments on Claims Unreported as of Prior Year-End	Total 2017 Loss and LAE Payments (Cols. 4 + 5)	Q.S. Date Known Case Loss and LAE Reserves on Claims Reported and Open as of Prior Year-End	Q.S. Date Known Case Loss and LAE Reserves on Claims Reported or Reopened Subsequent to Prior Year-End	Q.S. Date IBNR Loss and LAE Reserves	Total Q.S. Loss and LAE Reserves (Cols. 7 + 8 + 9)	Prior Year-End Known Case Loss and LAE Reserves Developed (Savings)/Deficiency (Cols. 4 + 7 minus Col. 1)	Prior Year-End IBNR Loss and LAE Reserves Developed (Savings)/Deficiency (Cols. 5 + 8 + 9 minus Col. 2)	Prior Year-End Total Loss and LAE Reserve Developed (Savings)/Deficiency (Cols. 11 + 12)
1. 2014 + Prior.....	340,576	22,917	363,493	112,635	2,577	115,212	216,282	6,144	16,403	238,829	(11,659)	2,207	(9,452)
2. 2015.....	311,313	36,646	347,960	114,340	7,101	121,440	184,888	12,535	16,305	213,729	(12,085)	(706)	(12,791)
3. Subtotals 2015 + Prior.....	651,889	59,564	711,453	226,975	9,678	236,652	401,170	18,679	32,708	452,558	(23,745)	1,502	(22,243)
4. 2016.....	744,952	92,273	837,225	296,897	92,453	389,350	312,183	57,821	65,201	435,205	(135,873)	123,202	(12,671)
5. Subtotals 2016 + Prior.....	1,396,841	151,837	1,548,678	523,871	102,131	626,002	713,353	76,500	97,909	887,762	(159,617)	124,703	(34,914)
6. 2017.....	XXX	XXX	XXX	XXX	1,307,617	1,307,617	XXX	581,979	126,969	708,948	XXX	XXX	XXX
7. Totals.....	1,396,841	151,837	1,548,678	523,871	1,409,748	1,933,619	713,353	658,479	224,878	1,596,710	(159,617)	124,703	(34,914)
8. Prior Year-End's Surplus As Regards Policyholders	2,271,089										Col. 11, Line 7 As % of Col. 1, Line 7	Col. 12, Line 7 As % of Col. 2, Line 7	Col. 13, Line 7 As % of Col. 3, Line 7
											1.(11.427)%	2.82.130%	3.(2.254)%
													Col. 13, Line 7 Line 8
													4.(1.537)%

Q14

SUPPLEMENTAL EXHIBITS AND SCHEDULES INTERROGATORIES

The following supplemental reports are required to be filed as part of your statement filing. However, in the event that your company does not transact the type of business for which the special report must be filed, your response of NO to the specific interrogatory will be accepted in lieu of filing a "NONE" report and a bar code will be printed below. If the supplement is required of your company but is not being filed for whatever reason, enter SEE EXPLANATION and provide an explanation following the interrogatory questions.

	Response
1. Will the Trusteed Surplus Statement be filed with the state of domicile and the NAIC with this statement?	_____ NO _____
2. Will Supplement A to Schedule T (Medical Professional Liability Supplement) be filed with this statement?	_____ NO _____
3. Will the Medicare Part D Coverage Supplement be filed with the state of domicile and the NAIC with this statement?	_____ NO _____
4. Will the Director and Officer Insurance Coverage Supplement be filed with the state of domicile and the NAIC with this statement?	_____ NO _____

Explanation:

1. The data for this supplement is not required to be filed.
2. The data for this supplement is not required to be filed.
3. The data for this supplement is not required to be filed.
4. The data for this supplement is not required to be filed.

Bar Code:



Metropolitan Property and Casualty Insurance Company Overflow Page for Write-Ins

Additional Write-ins for Assets:

	Current Statement Date			4 December 31, Prior Year Net Admitted Assets
	1 Assets	2 Nonadmitted Assets	3 Net Admitted Assets (Cols. 1 - 2)	
2504. Voluntary employee benefit.....	2,003,583	0	2,003,583	1,828,927
2505. Other miscellaneous assets.....	0	0	0	24,514
2506. Accounts receivable on real estate investment acquired.....	5,919	0	5,919	0
2507. Deferred expenses.....	25,040,733	25,040,733	0	0
2508. Advances.....	300,000	300,000	0	0
2509. Accounts receivable - remittances and disbursements.....	680	680	0	0
2510. Florida Hurricane CAT Fund / Citizen's Property Ins. Co emergency assessment.....	0	0	0	14,969
2597. Summary of remaining write-ins for Line 25.....	27,350,915	25,341,413	2,009,502	1,868,410

Additional Write-ins for Liabilities:

	1 Current Statement Date	2 December 31, Prior Year
2504. Unearned investment income - real estate.....	689	371
2505. Deferred gain.....	0	43,010
2597. Summary of remaining write-ins for Line 25.....	689	43,381

Additional Write-ins for Statement of Income:

	1 Current Year to Date	2 Prior Year to Date	3 Prior Year Ended December 31
1404. Restated quota share - dividends, write-offs, payment fees.....	(14,535,941)	(11,666,287)	(16,300,663)
1497. Summary of remaining write-ins for Line 14.....	(14,535,941)	(11,666,287)	(16,300,663)

Metropolitan Property and Casualty Insurance Company

SCHEDULE A - VERIFICATION

Real Estate

	1 Year to Date	2 Prior Year Ended December 31
1. Book/adjusted carrying value, December 31 of prior year.....	9,116,550	9,304,489
2. Cost of acquired:		
2.1 Actual cost at time of acquisition.....	.0	.0
2.2 Additional investment made after acquisition.....	16,492	40,908
3. Current year change in encumbrances.....	.0	.0
4. Total gain (loss) on disposals.....	.0	.0
5. Deduct amounts received on disposals.....	.0	3,350
6. Total foreign exchange change in book/adjusted carrying value.....	.0	.0
7. Deduct current year's other-than-temporary impairment recognized.....	.0	.0
8. Deduct current year's depreciation.....	173,046	225,497
9. Book/adjusted carrying value at end of current period (Lines 1+2+3+4-5+6-7-8).....	8,959,996	9,116,550
10. Deduct total nonadmitted amounts.....	.0	.0
11. Statement value at end of current period (Line 9 minus Line 10).....	8,959,996	9,116,550

SCHEDULE B - VERIFICATION

Mortgage Loans

	1 Year to Date	2 Prior Year Ended December 31
1. Book value/recorded investment excluding accrued interest, December 31 of prior year.....	.0	.0
2. Cost of acquired:		
2.1 Actual cost at time of acquisition.....	24,976,414	.0
2.2 Additional investment made after acquisition.....	.0	.0
3. Capitalized deferred interest and other.....	.0	.0
4. Accrual of discount.....	335	.0
5. Unrealized valuation increase (decrease).....	.0	.0
6. Total gain (loss) on disposals.....	.0	.0
7. Deduct amounts received on disposals.....	.0	.0
8. Deduct amortization of premium and mortgage interest points and commitment fees.....	.0	.0
9. Total foreign exchange change in book value/recorded investment excluding accrued interest.....	.0	.0
10. Deduct current year's other-than-temporary impairment recognized.....	.0	.0
11. Book value/recorded investment excluding accrued interest at end of current period (Lines 1+2+3+4+5+6-7-8+9-10).....	24,976,749	.0
12. Total valuation allowance.....	.0	.0
13. Subtotal (Line 11 plus Line 12).....	24,976,749	.0
14. Deduct total nonadmitted amounts.....	.0	.0
15. Statement value at end of current period (Line 13 minus Line 14).....	24,976,749	.0

SCHEDULE BA - VERIFICATION

Other Long-Term Invested Assets

	1 Year to Date	2 Prior Year Ended December 31
1. Book/adjusted carrying value, December 31 of prior year.....	188,555,767	151,604,755
2. Cost of acquired:		
2.1 Actual cost at time of acquisition.....	7,600,000	34,219,271
2.2 Additional investment made after acquisition.....	14,930,511	26,587,608
3. Capitalized deferred interest and other.....	.0	.0
4. Accrual of discount.....	.0	.0
5. Unrealized valuation increase (decrease).....	12,456,841	(9,478,590)
6. Total gain (loss) on disposals.....	676,663	.0
7. Deduct amounts received on disposals.....	46,814,289	14,177,143
8. Deduct amortization of premium and depreciation.....	.0	.0
9. Total foreign exchange change in book/adjusted carrying value.....	123,741	27,157
10. Deduct current year's other-than-temporary impairment recognized.....	67,335	227,291
11. Book/adjusted carrying value at end of current period (Lines 1+2+3+4+5+6-7-8+9-10).....	177,461,899	188,555,767
12. Deduct total nonadmitted amounts.....	.0	.0
13. Statement value at end of current period (Line 11 minus Line 12).....	177,461,899	188,555,767

SCHEDULE D - VERIFICATION

Bonds and Stocks

	1 Year to Date	2 Prior Year Ended December 31
1. Book/adjusted carrying value of bonds and stocks, December 31 of prior year.....	3,848,205,894	3,899,472,153
2. Cost of bonds and stocks acquired.....	669,490,799	669,633,388
3. Accrual of discount.....	5,896,968	7,912,637
4. Unrealized valuation increase (decrease).....	55,591,223	54,630,709
5. Total gain (loss) on disposals.....	998,136	(567,535)
6. Deduct consideration for bonds and stocks disposed of.....	582,335,840	767,488,454
7. Deduct amortization of premium.....	8,661,990	13,319,593
8. Total foreign exchange change in book/adjusted carrying value.....	3,744,236	(2,067,411)
9. Deduct current year's other-than-temporary impairment recognized.....	.0	.0
10. Book/adjusted carrying value at end of current period (Lines 1+2+3+4+5-6-7+8-9).....	3,992,929,425	3,848,205,894
11. Deduct total nonadmitted amounts.....	1,103,599	1,170,689
12. Statement value at end of current period (Line 10 minus Line 11).....	3,991,825,826	3,847,035,205

SCHEDULE D - PART 1B

Showing the Acquisitions, Dispositions and Non-Trading Activity

During the Current Quarter for all Bonds and Preferred Stock by NAIC Designation

NAIC Designation	1 Book/Adjusted Carrying Value Beginning of Current Quarter	2 Acquisitions During Current Quarter	3 Dispositions During Current Quarter	4 Non-Trading Activity During Current Quarter	5 Book/Adjusted Carrying Value End of First Quarter	6 Book/Adjusted Carrying Value End of Second Quarter	7 Book/Adjusted Carrying Value End of Third Quarter	8 Book/Adjusted Carrying Value December 31 Prior Year
BONDS								
1. NAIC 1 (a).....	2,239,943,614	283,578,889	437,651,392	4,727,826	2,340,428,748	2,239,943,614	2,090,598,937	2,214,213,543
2. NAIC 2 (a).....	641,645,954	131,616,343	13,906,393	(7,754,521)	477,055,527	641,645,954	751,601,383	493,798,947
3. NAIC 3 (a).....	85,750,769	23,054,375	6,410,885	7,086,848	98,501,721	85,750,769	109,481,107	127,112,581
4. NAIC 4 (a).....	18,750,562	10,664,500	1,212,214	(3,433,676)	18,880,610	18,750,562	24,769,172	32,939,488
5. NAIC 5 (a).....	1,477,972	0	0	10,600	1,195,599	1,477,972	1,488,572	13,442,107
6. NAIC 6 (a).....	0	0	0	0	0	0	0	0
7. Total Bonds.....	2,987,568,871	448,914,107	459,180,884	637,077	2,936,062,205	2,987,568,871	2,977,939,171	2,881,506,666
PREFERRED STOCK								
8. NAIC 1.....	0	5,900,000	0	0	0	0	5,900,000	0
9. NAIC 2.....	46,276,000	0	0	(1,248,000)	44,513,000	46,276,000	45,028,000	42,029,520
10. NAIC 3.....	0	0	0	0	0	0	0	135,744
11. NAIC 4.....	0	0	0	0	0	0	0	131,658
12. NAIC 5.....	0	0	0	0	0	0	0	25,408
13. NAIC 6.....	0	0	0	0	0	0	0	0
14. Total Preferred Stock.....	46,276,000	5,900,000	0	(1,248,000)	44,513,000	46,276,000	50,928,000	42,322,330
15. Total Bonds and Preferred Stock.....	3,033,844,871	454,814,107	459,180,884	(610,923)	2,980,575,205	3,033,844,871	3,028,867,171	2,923,828,996

QS102

(a) Book/Adjusted Carrying Value column for the end of the current reporting period includes the following amount of short-term and cash equivalent bonds by NAIC designation:

NAIC 1 \$.....9,966,070; NAIC 2 \$.....0; NAIC 3 \$.....2,497,344; NAIC 4 \$.....0; NAIC 5 \$.....0; NAIC 6 \$.....0.

SCHEDULE DA - PART 1

Short-Term Investments

	1 Book/Adjusted Carrying Value	2 Par Value	3 Actual Cost	4 Interest Collected Year To Date	5 Paid for Accrued Interest Year To Date
9199999.....	11,165,596	XXX.....	11,162,235	20,613	0

SCHEDULE DA - VERIFICATION

Short-Term Investments

	1 Year To Date	2 Prior Year Ended December 31
1. Book/adjusted carrying value, December 31 of prior year.....	0	599,928
2. Cost of short-term investments acquired.....	105,074,961	164,788,815
3. Accrual of discount.....	48,241	52,265
4. Unrealized valuation increase (decrease).....	0	0
5. Total gain (loss) on disposals.....	(21,615)	1,020
6. Deduct consideration received on disposals.....	93,935,991	165,442,028
7. Deduct amortization of premium.....	0	0
8. Total foreign exchange change in book/adjusted carrying value.....	0	0
9. Deduct current year's other-than-temporary impairment recognized.....	0	0
10. Book/adjusted carrying value at end of current period (Lines 1+2+3+4+5-6-7+8-9).....	11,165,596	0
11. Deduct total nonadmitted amounts.....	0	0
12. Statement value at end of current period (Line 10 minus Line 11).....	11,165,596	0

SCHEDULE DB - PART A - VERIFICATION

Options, Caps, Floors, Collars, Swaps and Forwards

1. Book/adjusted carrying value, December 31, prior year (Line 9, prior year).....	7,210,527
2. Cost paid/(consideration received) on additions.....	74,239
3. Unrealized valuation increase/(decrease).....	425,043
4. Total gain (loss) on termination recognized.....	1,117,840
5. Considerations received/(paid) on terminations.....	1,198,358
6. Amortization.....	0
7. Adjustment to the book/adjusted carrying value of hedge item.....	0
8. Total foreign exchange change in book/adjusted carrying value.....	(6,147,924)
9. Book/adjusted carrying value at end of current period (Lines 1 + 2 + 3 + 4 - 5 + 6 + 7 + 8).....	1,481,367
10. Deduct nonadmitted assets.....	0
11. Statement value at end of current period (Line 9 minus Line 10).....	1,481,367

SCHEDULE DB - PART B - VERIFICATION

Futures Contracts

1. Book/adjusted carrying value, December 31, prior year (Line 6, prior year).....	0
2. Cumulative cash change (Section 1, Broker Name/Net Cash Deposits Footnote - Cumulative Cash Change column).....	0
3.1 Add:	
Change in variation margin on open contracts - Highly Effective Hedges:	
3.11 Section 1, Column 15, current year to date minus.....	0
3.12 Section 1, Column 15, prior year.....	0
Change in variation margin on open contracts - All Other:	
3.13 Section 1, Column 18, current year to date minus.....	0
3.14 Section 1, Column 18, prior year.....	0
3.2 Add:	
Change in adjustment to basis of hedged item:	
3.21 Section 1, Column 17, current year to date minus.....	0
3.22 Section 1, Column 17, prior year.....	0
Change in amount recognized:	
3.23 Section 1, Column 19, current year to date minus.....	0
3.24 Section 1, Column 19, prior year.....	0
3.3 Subtotal (Line 3.1 minus Line 3.2).....	0
4.1 Cumulative variation margin on terminated contracts during the year.....	0
4.2 Less:	
4.21 Amount used to adjust basis of hedged item.....	0
4.22 Amount recognized.....	0
4.3 Subtotal (Line 4.1 minus Line 4.2).....	0
5. Dispositions gains (losses) on contracts terminated in prior year:	
5.1 Total gain (loss) recognized for terminations in prior year.....	0
5.2 Total gain (loss) adjusted into the hedged item(s) for the terminations in prior year.....	0
6. Book/adjusted carrying value at end of current period (Lines 1 + 2 + 3.3 - 4.3 - 5.1 - 5.2).....	0
7. Deduct nonadmitted assets.....	0
8. Statement value at end of current period (Line 6 minus Line 7).....	0

NONE

Sch. DB - Pt. C - Sn. 1
NONE

Sch. DB - Pt. C - Sn. 2
NONE

SCHEDULE DB - VERIFICATION

Verification of Book/Adjusted Carrying Value, Fair Value and Potential Exposure of all Open Derivative Contracts

	Book/Adjusted Carrying Value Check
1. Part A, Section 1, Column 14.....	1,481,367
2. Part B, Section 1, Column 15 plus Part B, Section 1 Footnote - Total Ending Cash Balance.....	0
3. Total (Line 1 plus Line 2).....	1,481,367
4. Part D, Section 1, Column 5.....	3,703,236
5. Part D, Section 1, Column 6.....	(2,221,869)
6. Total (Line 3 minus Line 4 minus Line 5).....	0
	Fair Value Check
7. Part A, Section 1, Column 16.....	1,436,544
8. Part B, Section 1, Column 13.....	0
9. Total (Line 7 plus Line 8).....	1,436,544
10. Part D, Section 1, Column 8.....	3,178,116
11. Part D, Section 1, Column 9.....	(1,741,572)
12. Total (Line 9 minus Line 10 minus Line 11).....	0
	Potential Exposure Check
13. Part A, Section 1, Column 21.....	1,300,801
14. Part B, Section 1, Column 20.....	0
15. Part D, Section 1, Column 11.....	1,300,801
16. Total (Line 13 plus Line 14 minus Line 15).....	0

SCHEDULE E- VERIFICATION

Cash Equivalents

	1 Year To Date	2 Prior Year Ended December 31
1. Book/adjusted carrying value, December 31 of prior year.....	0	0
2. Cost of cash equivalents acquired.....	1,157,246,450	1,381,787,538
3. Accrual of discount.....	215,563	70,996
4. Unrealized valuation increase (decrease).....	0	0
5. Total gain (loss) on disposals.....	(7,669)	(677)
6. Deduct consideration received on disposals.....	1,156,156,526	1,381,857,857
7. Deduct amortization of premium.....	0	0
8. Total foreign exchange change in book/ adjusted carrying value.....	0	0
9. Deduct current year's other-than-temporary impairment recognized.....	0	0
10. Book/adjusted carrying value at end of current period (Lines 1+2+3+4+5-6-7+8-9).....	1,297,818	0
11. Deduct total nonadmitted amounts.....	0	0
12. Statement value at end of current period (Line 10 minus Line 11).....	1,297,818	0

SCHEDULE A - PART 2

Showing all Real Estate ACQUIRED AND ADDITIONS MADE During the Current Quarter

1 Description of Property	Location		4 Date Acquired	5 Name of Vendor	6 Actual Cost at Time of Acquisition	7 Amount of Encumbrances	8 Book/Adjusted Carrying Value Less Encumbrances	9 Additional Investment Made After Acquisition
	2 City	3 State						
Acquired by Purchase								
Mosaic Westshore.....	Tampa.....	FL...	09/30/2017....	Permanent Improvement.....0006,151
Broadstone Laurel Highlands.....	Lorton.....	VA...	09/30/2017....	Permanent Improvement.....0002,910
0199999. Totals.....				0009,061
0399999. Totals.....				0009,061

QE01

SCHEDULE A - PART 3

Showing all Real Estate DISPOSED During the Quarter, Including Payments During the Final Year on "Sales Under Contract "

1 Description of Property	Location		4 Disposal Date	5 Name of Purchaser	6 Actual Cost	7 Expended for Additions, Permanent Improvements and Changes in Encumbrances	8 Book/Adjusted Carrying Value Less Encumbrances Prior Year	Change in Book/Adjusted Carrying Value Less Encumbrances					14 Book/Adjusted Carrying Value Less Encumbrances on Disposal	15 Amounts Received During Year	16 Foreign Exchange Gain (Loss) on Disposal	17 Realized Gain (Loss) on Disposal	18 Total Gain (Loss) on Disposal	19 Gross Income Earned Less Interest Incurred on Encumbrances	20 Taxes, Repairs, and Expenses Incurred
	2 City	3 State						9 Current Year's Depreciation	10 Current Year's Other-Than-Temporary Impairment Recognized	11 Current Year's Change in Encumbrances	12 Total Change in B./A.C.V. (11 - 9 - 10)	13 Total Foreign Exchange Change in B./A.C.V.							
NONE																			

Metropolitan Property and Casualty Insurance Company

SCHEDULE B - PART 2

Showing all Mortgage Loans ACQUIRED AND ADDITIONS MADE During the Current Quarter

1 Loan Number	Location		4 Loan Type	5 Date Acquired	6 Rate of Interest	7 Actual Cost at Time of Acquisition	8 Additional Investment Made After Acquisition	9 Value of Land and Buildings
	2 City	3 State						
Mortgages in Good Standing - Farm Mortgages								
0000199055.....	Jackson	OH.....		08/23/2017....	4.390	5,994,714	-	10,270,206
0000199058.....	Platte	NE.....		07/21/2017....	4.100	999,700	-	2,046,750
0199999. Total - Mortgages in Good Standing - Farm Mortgages.....				XXX.....	XXX.....	6,994,414	0	12,316,956
Mortgages in Good Standing - Commercial Mortgages - All Other								
0000702950.....	NEW YORK	NY.....		09/15/2017....	3.650	17,982,000	-	30,095,302
0599999. Total - Mortgages in Good Standing - Commercial Mortgages - All Other.....				XXX.....	XXX.....	17,982,000	0	30,095,302
0899999. Total - Mortgages in Good Standing.....				XXX.....	XXX.....	24,976,414	0	42,412,258
3399999. Total Mortgages.....				XXX.....	XXX.....	24,976,414	0	42,412,258

QE02

SCHEDULE B - PART 3

Showing all Mortgage Loans DISPOSED, Transferred or Repaid During the Current Quarter

1 Loan Number	Location		4 Loan Type	5 Date Acquired	6 Disposal Date	7 Book Value/Recorded Investment Excluding Accrued Interest Prior Year	Change in Book Value/Recorded Investment						14 Book Value / Recorded Investment Excluding Accrued Interest on Disposal	15 Consideration	16 Foreign Exchange Gain (Loss) on Disposal	17 Realized Gain (Loss) on Disposal	18 Total Gain (Loss) on Disposal
	2 City	3 State					8 Unrealized Valuation Increase (Decrease)	9 Current Year's (Amortization) / Accretion	10 Current Year's Other-Than-Temporary Impairment Recognized	11 Capitalized Deferred Interest and Other	12 Total Change in Book Value (8 + 9 - 10 + 11)	13 Total Foreign Exchange Change in Book Value					
NONE																	

SCHEDULE BA - PART 3

Showing Other Long-Term Invested Assets DISPOSED, Transferred or Repaid During the Current Quarter

1	2	Location		5	6	7	8	Changes in Book/Adjusted Carrying Value						15	16	17	18	19	20	
		3	4					9	10	11	12	13	14							
CUSIP Identification	Name or Description	City	State	Name of Purchaser or Nature of Disposal	Date Originally Acquired	Disposal Date	Book/Adjusted Carrying Value Less Encumbrances, Prior Year	Unrealized Valuation Increase (Decrease)	Current Year's (Depreciation) or (Amortization) / Accretion	Current Year's Other-Than-Temporary Impairment Recognized	Capitalized Deferred Interest and Other	Total Change in B./A.C.V. (9+10-11+12)	Total Foreign Exchange Change in B./A.C.V.	Book/Adjusted Carrying Value Less Encumbrances on Disposal	Consideration	Foreign Exchange Gain (Loss) on Disposal	Realized Gain (Loss) on Disposal	Total Gain (Loss) on Disposal	Investment Income	
1899999	Total - Joint Venture or Partnership Interests That Have Underlying Characteristics of Real Estate - Affiliated.....						0	0	0	0	0	0	0	0	0	0	0	0	0	(338)
4499999	Subtotal - Unaffiliated.....						7,750,318	0	0	0	0	0	0	7,750,318	7,750,318	0	0	0	0	0
4599999	Subtotal - Affiliated.....						0	0	0	0	0	0	0	0	0	0	0	0	0	(338)
4699999	Totals.....						7,750,318	0	0	0	0	0	0	7,750,318	7,750,318	0	0	0	0	(338)

QE03.1

SCHEDULE D - PART 3

Showing all Long-Term Bonds and Stocks ACQUIRED During Current Quarter

1	2	3	4	5	6	7	8	9	10
CUSIP Identification	Description	Foreign	Date Acquired	Name of Vendor	Number of Shares of Stock	Actual Cost	Par Value	Paid for Accrued Interest and Dividends	NAIC Designation or Market Indicator (a)
Bonds - All Other Government									
221597 BR 7	COSTA RICA REPUBLIC OF 4.250% 01/26/23	D	08/07/2017	CITIGROUP GLOBAL MARKETS INC/		980,000	1,000,000	1,653	3FE
221597 BS 5	COSTA RICA REPUBLIC OF 4.375% 04/30/25	D	08/07/2017	CITIGROUP GLOBAL MARKETS INC/		970,000	1,000,000	12,153	3FE
760942 BC 5	URUGUAY ORIENTAL REPUBLIC OF 8.500% 03	B	09/07/2017	HSBC SECURITIES		793,736	800,557	0	2FE
836205 AU 8	SOUTH AFRICA REPUBLIC OF 4.300% 10/12/	C	08/25/2017	J.P. MORGAN SEC INC		382,500	400,000	6,593	3FE
1099999	Total - Bonds - All Other Government					3,126,236	3,200,557	20,399	XXX
Bonds - U.S. States, Territories and Possessions									
452151 LF 8	ILLINOIS STATE OF 5.100% 06/01/33		07/12/2017	BARCLAYS CAPITAL INC		4,831,500	5,000,000	32,583	2FE
1799999	Total - Bonds - U.S. States, Territories & Possessions					4,831,500	5,000,000	32,583	XXX
Bonds - Industrial and Miscellaneous									
00122@ AA 9	AES SOUTHLAND ENERGY LLC 4.500% 02/29/		08/31/2017	CITIBANK N.A.		1,600,000	1,600,000	0	2FE
00165C AD 6	AMC ENTERTAINMENT HOLDINGS INC 6.125%		09/21/2017	GOLDMAN SACHS & COMPANY		985,000	1,000,000	31,986	4FE
00774M AB 1	AERCAP IRELAND CAPITAL LTD 3.650% 07/2	D	07/17/2017	MORGAN STANLEY & CO		10,591,136	10,645,000	0	2FE
03027X AM 2	AMERICAN TOWER CORP 3.125% 01/15/27		07/12/2017	GOLDMAN SACHS & COMPANY		6,973,384	7,270,000	1,262	2FE
05352A AA 8	AVANTOR INC 6.000% 10/01/24		09/22/2017	GOLDMAN SACHS & COMPANY		1,000,000	1,000,000	0	3FE
059597 AE 4	BANCO GENERAL SA 4.125% 08/07/27	D	08/24/2017	Various		2,973,825	3,000,000	1,260	2FE
059597 AE 4	BANCO GENERAL SA 4.125% 08/07/27	D	08/24/2017	Various		497,500	500,000	1,260	2FE
06034L AA 8	BANISTMO SA 3.650% 09/19/22	D	09/12/2017	MORGAN STANLEY & CO		2,095,338	2,100,000	0	2FE
11271# AC 9	BROOKFIELD DISTRICT ENERGY FIN 4.112%		08/01/2017	SCOTIA CAPITAL MARKETS		2,200,000	2,200,000	0	2FE
12652A AA 1	CRC ESCROW ISSUER LLC 5.250% 10/15/25		09/29/2017	JP MORGAN SECURITIES LTD LDN		1,000,000	1,000,000	0	4Z
12702* AA 4	CVS PASSTHROUGH TRUST 3.901% 10/10/39		09/27/2017	BARCLAYS CAPITAL INC		6,286,242	6,286,242	0	2FE
14456# AA 4	CARRIX INC 4.960% 07/31/27		07/19/2017	BANK OF AMERICA N.A.		800,000	800,000	0	2Z
14456# AB 2	CARRIX INC 5.060% 07/31/29		07/19/2017	BANK OF AMERICA N.A.		2,500,000	2,500,000	0	2Z
14456# AC 0	CARRIX INC 5.210% 07/31/32		07/19/2017	BANK OF AMERICA N.A.		1,500,000	1,500,000	0	2Z
15132H AH 4	CENCOSUD SA 4.375% 07/17/27	D	07/12/2017	JP MORGAN SECURITIES LTD LDN		1,992,940	2,000,000	0	2FE
156830 AA 9	CERRO DEL AGUILA SA 4.125% 08/16/27	D	08/09/2017	SCOTIA CAPITAL MARKETS		2,496,750	2,500,000	0	2FE
16411Q AA 9	CHENIERE ENERGY PARTNERS LP 5.250% 10/		09/12/2017	CREDIT SUISSE SECURITIES USA L		4,500,000	4,500,000	0	3FE
22279# AA 2	COUSINS PROPERTIES INC 3.910% 07/06/25		07/06/2017	WELLS FARGO & CO		7,900,000	7,900,000	0	2
29245J AK 8	EMPRESA NACIONAL DEL PETROLEO 4.500% 0	D	09/11/2017	BANK OF AMERICA N.A.		1,359,820	1,400,000	0	2FE
35671D BC 8	FREEMPORT-MCMORAN COPPER & GOLD 5.450%		09/11/2017	GOLDMAN SACHS & COMPANY		4,725,000	5,000,000	134,736	3FE
35877# AA 0	FRISCO HQ OPERATIONS LLC 4.130% 12/15/		08/22/2017	BANK OF AMERICA N.A.		11,400,000	11,400,000	0	2Z
37185L AJ 1	GENESIS ENERGY 6.500% 10/01/25		08/07/2017	WELLS FARGO & CO		600,000	600,000	0	4FE
38141G WB 6	GOLDMAN SACHS GROUP INC THE 3.850% 01/2		07/11/2017	BARCLAYS CAPITAL INC		5,085,200	5,000,000	89,833	1FE
48667Q AN 5	KAZMUNAYGAS NATIONAL CO JSC 4.750% 04/	D	08/29/2017	Various		818,000	800,000	13,933	2FE
48667Q AN 5	KAZMUNAYGAS NATIONAL CO JSC 4.750% 04/	D	08/30/2017	Various		309,000	300,000	5,383	2FE
48667Q AN 5	KAZMUNAYGAS NATIONAL CO JSC 4.750% 04/	D	09/07/2017	Various		830,800	800,000	14,989	2FE
48668N AA 9	KAZTRANSOIL AO 4.375% 09/26/27	D	09/19/2017	CITIGROUP GLOBAL MARKETS INC/		4,191,558	4,200,000	0	2FE
501044 DJ 7	KROGER CO THE 3.700% 08/01/27		07/17/2017	MIZUHO SECURITIES USA INC		4,197,522	4,200,000	0	2FE
59284M AD 6	MEXICO CITY AIRPORT TRUST 5.500% 07/31	D	09/13/2017	HSBC SECURITIES		3,230,435	3,250,000	0	2FE
69318F AF 5	PBF HOLDING CO LLC / PBF FINAN 7.250%		08/28/2017	UBS SECURITIES LLC		1,579,500	1,620,000	29,689	4FE
70014L AC 4	PARK AEROSPACE HOLDINGS LTD 4.500% 03/	D	09/14/2017	MORGAN STANLEY & CO		2,000,000	2,000,000	0	3FE
845467 AN 9	SOUTHWESTERN ENERGY COMPANY 7.750% 10/		09/11/2017	JP MORGAN SECURITIES LTD LDN		1,500,000	1,500,000	0	4FE
85812R AA 7	STEEL FUNDING DAC 4.000% 09/21/24	D	09/14/2017	JP MORGAN SECURITIES LTD LDN		4,900,000	4,900,000	0	2Z
87470L AD 3	TALLGRASS ENERGY PARTNERS LP 5.500% 01		09/12/2017	MORGAN STANLEY & CO		6,000,000	6,000,000	0	3FE
89705P AA 3	TRONOX FINANCE PLC 5.750% 10/01/25	D	09/14/2017	CITIGROUP GLOBAL MARKETS INC/		2,000,000	2,000,000	0	4FE
902494 BC 6	TYSON FOODS INC 3.550% 06/02/27		07/12/2017	BANK OF AMERICA N.A.		4,070,960	4,000,000	17,750	2FE
92676X AD 9	VIKING CRUISES LTD 5.875% 09/15/27	C	09/13/2017	WELLS FARGO & CO		3,000,000	3,000,000	0	4FE

QE04

SCHEDULE D - PART 3

Showing all Long-Term Bonds and Stocks ACQUIRED During Current Quarter

1	2		3	4	5	6	7	8	9	10
CUSIP Identification	Description		Foreign	Date Acquired	Name of Vendor	Number of Shares of Stock	Actual Cost	Par Value	Paid for Accrued Interest and Dividends	NAIC Designation or Market Indicator (a)
95001M AL 4	WELLS FARGO COMMERCIAL MORTGAG 3.903%.....			06/27/2017.....	WELLS FARGO & CO.....		0	0	(767)	1FE.....
000000 00 0	PROVEN GLORY CAPITAL LTD 4.000% 02/21/.....		D.....	05/12/2017.....	SEA PORT GROUP LLC.....		0	0	(554)	2Z.....
C4931* BC 6	KEYERA CORP 3.680% 09/20/27.....			09/20/2017.....	RBC CAPITAL MARKETS LLC.....		11,100,682	11,100,682	0	2Z.....
G0827# BK 5	BARRATT DEVELOPMENTS PLC 2.770% 08/22/.....			08/22/2017.....	ROYAL BANK OF SCOTLAND PLC.....		8,599,115	8,599,115	0	2Z.....
G0892# AA 8	BAZALGETTE TUNNEL LTD 2.860% 09/28/32.....			09/28/2017.....	DIRECT.....		13,176,100	13,176,100	0	2Z.....
G2479@ AH 2	COVENT GARDEN GROUP HOLDINGS L 2.960%.....			08/31/2017.....	BARCLAYS BANK PLC.....		2,763,940	2,763,940	0	1FE.....
G2765* AA 2	DIONYSUS AVIATION DAC 3.900% 07/19/24.....		D.....	07/19/2017.....	CITIGROUP GLOBAL MARKETS INC/.....		2,500,000	2,500,000	0	2FE.....
G2765* AB 0	DIONYSUS AVIATION DAC 4.060% 07/19/25.....		D.....	07/19/2017.....	CITIGROUP GLOBAL MARKETS INC/.....		1,900,000	1,900,000	0	2FE.....
G2765* AC 8	DIONYSUS AVIATION DAC 4.220% 07/19/26.....		D.....	07/19/2017.....	CITIGROUP GLOBAL MARKETS INC/.....		3,000,000	3,000,000	0	2FE.....
3899999	Total - Bonds - Industrial and Miscellaneous.....						162,729,747	163,311,079	340,760	XXX.....
8399997	Total - Bonds - Part 3.....						170,687,483	171,511,636	393,742	XXX.....
8399999	Total - Bonds.....						170,687,483	171,511,636	393,742	XXX.....
Preferred Stocks - Industrial and Miscellaneous										
128125 *3 7	CALAMOS STRATEGIC TOTAL RETURN.....			09/06/2017.....	WELLS FARGO & CO.....	148,000.000	3,700,000	0.00	0	RP1VFE.....
128125 *4 5	CALAMOS STRATEGIC TOTAL RETURN.....			09/06/2017.....	WELLS FARGO & CO.....	88,000.000	2,200,000	0.00	0	RP1VFE.....
8499999	Total - Preferred Stocks - Industrial and Miscellaneous.....						5,900,000	XXX	0	XXX.....
8999997	Total - Preferred Stocks - Part 3.....						5,900,000	XXX	0	XXX.....
8999999	Total - Preferred Stocks.....						5,900,000	XXX	0	XXX.....
9899999	Total - Preferred and Common Stocks.....						5,900,000	XXX	0	XXX.....
9999999	Total - Bonds, Preferred and Common Stocks.....						176,587,483	XXX	393,742	XXX.....

(a) For all common stock bearing NAIC market indicator "U" provide the number of such issues:.....0.

QE04.1

SCHEDULE D - PART 4

Showing all Long-Term Bonds and Stocks SOLD, REDEEMED or Otherwise DISPOSED OF During Current Quarter

1	2	3	4	5	6	7	8	9	10	Change in Book/Adjusted Carrying Value					16	17	18	19	20	21	22
										11	12	13	14	15							
CUSIP Identification	Description	F o r e i g n	Disposal Date	Name of Purchaser	Number of Shares of Stock	Consideration	Par Value	Actual Cost	Prior Year Book/Adjusted Carrying Value	Unrealized Valuation Increase (Decrease)	Current Year's (Amortization) / Accretion	Current Year's Other-Than-Temporary Impairment Recognized	Total Change in B./A.C.V. (11+12-13)	Total Foreign Exchange Change in B./A.C.V.	Book/Adjusted Carrying Value at Disposal Date	Foreign Exchange Gain (Loss) on Disposal	Realized Gain (Loss) on Disposal	Total Gain (Loss) on Disposal	Bond Interest / Stock Dividends Received During Year	Stated Contractual Maturity Date	NAIC Designation or Market Indicator (a)
Bonds - U.S. Government																					
36225B QJ 0	GINNIE MAE I GNMA I 7.000% 781357 7.00		09/01/2017	Paydown.....		5,543	5,543	5,446	5,486	0	59	0	59	0	5,543	0	0	0	251	10/15/2025	1.....
36225B QL 5	GINNIE MAE I GNMA I 6.500% 781359 6.50		09/01/2017	Paydown.....		3,660	3,660	3,578	3,612	0	48	0	48	0	3,660	0	0	0	160	12/15/2025	1.....
36225B QN 1	GINNIE MAE I GNMA I 7.500% 781361 7.50		09/01/2017	Paydown.....		7,189	7,189	6,997	7,074	0	114	0	114	0	7,189	0	0	0	369	12/15/2025	1.....
36225B QR 2	GINNIE MAE I GNMA I 8.000% 781364 8.00		09/01/2017	Paydown.....		52	52	53	52	0	0	0	0	0	52	0	0	0	3	12/15/2030	1.....
36225B QV 3	GINNIE MAE I GNMA I 9.000% 781368 9.00		09/01/2017	Paydown.....		110	110	109	109	0	0	0	0	0	110	0	0	0	7	12/15/2019	1.....
912828 B3 3	UNITED STATES TREASURY 1.500% 01/31/19		09/29/2017	JP MORGAN SECURITIES LTD LDN		100,117	100,000	100,090	100,039	0	(14)	0	(14)	0	100,025	0	92	92	1,757	01/31/2019	1.....
912828 U9 9	UNITED STATES TREASURY 1.250% 12/31/18		09/29/2017	Various.....		17,979,886	18,000,000	18,010,661	0	0	(3,103)	0	(3,103)	0	18,007,558	0	(27,672)	(27,672)	146,195	12/31/2018	1.....
0599999	Total - Bonds - U.S. Government.....					18,096,557	18,116,554	18,126,934	116,372	0	(2,896)	0	(2,896)	0	18,124,137	0	(27,580)	(27,580)	148,742	XXX	XXX
Bonds - All Other Government																					
105756 BX 7	BRAZIL FEDERATIVE REPUBLIC OF 6.000% 0	D	08/07/2017	GOLDMAN SACHS & COMPANY..		2,216,000	2,000,000	2,186,780	0	0	(4,218)	0	(4,218)	0	2,182,562	0	33,438	33,438	41,000	04/07/2026	3FE.....
1099999	Total - Bonds - All Other Government.....					2,216,000	2,000,000	2,186,780	0	0	(4,218)	0	(4,218)	0	2,182,562	0	33,438	33,438	41,000	XXX	XXX
Bonds - U.S. Special Revenue and Special Assessment																					
18085P JE 5	CLARK CNTY NEV ARPT Clark County NV Airp		07/01/2017	Redemption 100.0000.....		5,000,000	5,000,000	4,938,000	4,955,731	0	44,269	0	44,269	0	5,000,000	0	0	0	250,000	07/01/2027	1FE.....
31283H NA 9	FEDERAL HOME LOAN MORTGAGE COR FHLMC 7.5		09/01/2017	Paydown.....		24	24	24	24	0	0	0	0	24	0	0	0	1	12/01/2030	1.....	
31283H NE 1	FEDERAL HOME LOAN MORTGAGE COR 8.000%		09/01/2017	Paydown.....		4	4	4	4	0	0	0	0	4	0	0	0	0	10/01/2030	1.....	
3128MJ YG 9	FEDERAL HOME LOAN MORTGAGE COR 3.000%		09/01/2017	Paydown.....		216,498	216,498	222,342	222,130	0	(5,632)	0	(5,632)	0	216,498	0	0	0	4,314	06/01/2046	1.....
3128MJ Z3 7	FEDERAL HOME LOAN MORTGAGE COR 3.500%		09/01/2017	Paydown.....		397,679	397,679	407,713	0	0	(10,034)	0	(10,034)	0	397,679	0	0	0	3,554	05/01/2047	1.....
3138WH 6L 1	FEDERAL NATIONAL MORTGAGE ASSO 3.000%		09/06/2017	Various.....		24,820,596	24,475,029	25,442,558	25,427,216	0	(53,268)	0	(53,268)	0	25,373,949	0	(553,353)	(553,353)	562,194	10/01/2046	1.....
3138WJ 2D 9	FEDERAL NATIONAL MORTGAGE ASSO 2.500%		09/18/2017	Various.....		19,691,478	19,547,010	19,773,023	0	0	(5,837)	0	(5,837)	0	19,767,186	0	(75,706)	(75,706)	81,903	02/01/2032	1.....
31402C 5L 2	FEDERAL NATIONAL MORTGAGE ASSO FNMA 6.50		09/01/2017	Paydown.....		1,442	1,442	1,383	1,395	0	47	0	47	0	1,442	0	0	0	65	12/01/2031	1.....
3140FB K4 1	FEDERAL NATIONAL MORTGAGE ASSO 3.000%		09/01/2017	Paydown.....		218,065	218,065	227,469	227,215	0	(9,150)	0	(9,150)	0	218,065	0	0	0	4,740	08/01/2046	1.....
3140FC R3 4	FEDERAL NATIONAL MORTGAGE ASSO 2.571%		09/29/2017	Various.....		13,079,285	12,849,740	13,160,944	0	0	(30,892)	0	(30,892)	0	13,130,052	0	(50,768)	(50,768)	191,687	12/01/2046	1.....
3140FD WH 5	FEDERAL NATIONAL MORTGAGE ASSO 3.000%		09/01/2017	Paydown.....		14,367	14,367	15,004	14,996	0	(629)	0	(629)	0	14,367	0	0	0	289	09/01/2046	1.....
31418C FJ 8	FEDERAL NATIONAL MORTGAGE ASSO 2.500%		09/18/2017	Various.....		12,328,856	12,215,641	12,216,117	0	0	(477)	0	(477)	0	12,215,641	0	113,215	113,215	215,529	01/01/2032	1.....

QE05

SCHEDULE D - PART 4

Showing all Long-Term Bonds and Stocks SOLD, REDEEMED or Otherwise DISPOSED OF During Current Quarter

QE05.1

1	2	3	4	5	6	7	8	9	10	Change in Book/Adjusted Carrying Value					16	17	18	19	20	21	22
										11	12	13	14	15							
CUSIP Identification	Description	F o r e i g n	Disposal Date	Name of Purchaser	Number of Shares of Stock	Consideration	Par Value	Actual Cost	Prior Year Book/Adjusted Carrying Value	Unrealized Valuation Increase (Decrease)	Current Year's (Amortization) / Accretion	Current Year's Other-Than-Temporary Impairment Recognized	Total Change in B./A.C.V. (11+12-13)	Total Foreign Exchange Change in B./A.C.V.	Book/Adjusted Carrying Value at Disposal Date	Foreign Exchange Gain (Loss) on Disposal	Realized Gain (Loss) on Disposal	Total Gain (Loss) on Disposal	Bond Interest / Stock Dividends Received During Year	Stated Contractual Maturity Date	NAIC Designation or Market Indicator (a)
31418C GM 0	FEDERAL NATIONAL MORTGAGE ASSO 3.000%		09/18/2017	Various.....		19,301,650	18,751,593	19,189,619	0	0	(46,637)	0	(46,637)	0	19,142,982	0	158,668	158,668	400,618	02/01/2032	1.....
31418C KK 9	FEDERAL NATIONAL MORTGAGE ASSO 3.000%		09/18/2017	Various.....		20,224,176	19,643,724	20,158,604	0	0	(30,448)	0	(30,448)	0	20,128,156	0	96,020	96,020	174,327	05/01/2032	1.....
31418C LG 7	FEDERAL NATIONAL MORTGAGE ASSO 3.500%		09/01/2017	Paydown.....		406,017	406,017	419,324	0	0	(13,307)	0	(13,307)	0	406,017	0	0	0	2,356	06/01/2047	1.....
43232E BX 6	HILLSBOROUGH CNTY FLA HSG FIN Hillsborou		07/01/2017	Redemption 100.0000.....		105,000	105,000	102,830	103,766	0	1,234	0	1,234	0	105,000	0	0	0	4,988	07/01/2027	1FE.....
57583U 6R 4	MASSACHUSETTS ST DEV FIN AGY 5.000% 07		09/26/2017	CITIGROUP GLOBAL MARKETS INC/		5,447,200	5,000,000	5,403,000	5,388,759	0	(6,618)	0	(6,618)	0	5,382,141	0	65,059	65,059	310,417	07/01/2044	2FE.....
591745 D7 6	METROPOLITAN ATLANTA RAPID TRA Metropoli		07/01/2017	Redemption 100.0000.....		10,040,000	10,040,000	9,664,203	9,723,500	0	316,500	0	316,500	0	10,040,000	0	0	0	502,000	07/01/2034	1FE.....
592248 AY 4	METROPOLITAN PIER & EXPOSITION 0.000%		07/12/2017	CITIGROUP GLOBAL MARKETS INC/		5,015,674	6,845,000	4,030,747	4,544,085	0	108,468	0	108,468	0	4,652,553	0	363,121	363,121	0	06/15/2026	1FE.....
646080 HH 7	NEW JERSEY ST HIGHER ED ASSIST New Jerse		07/03/2017	Call 100.0000.....		950,000	950,000	950,000	950,000	0	0	0	0	0	950,000	0	0	0	34,266	06/01/2030	1FE.....
647200 SF 2	NEW MEXICO MTG FIN AUTH New Mexico Mortg		07/01/2017	Redemption 100.0000.....		1,005,000	1,005,000	998,719	1,000,119	0	4,881	0	4,881	0	1,005,000	0	0	0	50,250	07/01/2038	1FE.....
647200 TK 0	NEW MEXICO MTG FIN AUTH New Mexico Mortg		07/01/2017	Redemption 100.0000.....		1,220,000	1,220,000	1,211,436	1,212,968	0	7,032	0	7,032	0	1,220,000	0	0	0	62,525	01/01/2039	1FE.....
650116 AQ 9	NEW YORK TRANSN DEV CORP 5.000% 07/01/		09/26/2017	JEFFERIES & COMPANY INC.....		5,515,450	5,000,000	5,522,418	5,515,748	0	(10,629)	0	(10,629)	0	5,505,119	0	10,331	10,331	310,417	07/01/2041	2FE.....
759911 PJ 3	REGIONAL TRANSN AUTH ILL REGIONAL TRANSN		07/01/2017	Maturity.....		8,345,000	8,345,000	8,878,412	8,368,923	0	(23,923)	0	(23,923)	0	8,345,000	0	0	0	521,563	07/01/2017	1FE.....
762197 BP 5	RHODE ISLAND HEALTH & EDUCATIO Rhode Isl		09/01/2017	Call 100.0000.....		4,250,000	4,250,000	4,335,383	4,259,583	0	(9,583)	0	(9,583)	0	4,250,000	0	0	0	212,500	09/01/2037	1FE.....
876385 EA 9	TARRANT CNTY TEX HEALTH FACS D TARRANT C		09/01/2017	Redemption 100.0000.....		425,000	425,000	485,286	445,420	0	(20,420)	0	(20,420)	0	425,000	0	0	0	25,500	09/01/2024	1.....
956597 BQ 0	WEST VIRGINIA ST BLDG COMMN WEST VIRGINI		07/01/2017	Redemption 100.0000.....		1,245,000	1,245,000	1,219,627	1,242,754	0	2,246	0	2,246	0	1,245,000	0	0	0	66,919	07/01/2018	3.....
000000 00 0	SUMMARY ADJUSTMENT.....		09/30/2017	VARIOUS.....		0	0	0	0	0	0	0	0	0	(3,182)	0	3,182	3,182	0	10/01/2018	2Z.....
3199999	Total - Bonds - U.S. Special Revenue and Special Assessments.....					159,263,461	158,166,833	158,974,189	73,604,336	0	207,193	0	207,193	0	159,133,693	0	129,769	129,769	3,992,922	XXX	XXX
Bonds - Industrial and Miscellaneous																					
00115* AA 0	AES ILLUMINA LLC 6.000% 03/26/32.....		09/29/2017	Redemption 100.0000.....		56,293	56,293	56,293	49,049	7,244	0	0	7,244	0	56,293	0	0	0	2,561	03/26/2032	3.....
05604X AP 1	BWAY HOLDING CO TL L+325 03/22/		09/29/2017	Redemption 100.0000.....		2,500	2,500	2,500	0	0	0	0	0	2,500	0	0	0	0	37	03/22/2024	4FE.....
05990T AU 1	BANC OF AMERICA FUNDING CORPOR 3.750%		09/01/2017	Paydown.....		145,788	145,788	145,788	145,788	0	0	0	0	145,788	0	0	0	0	3,717	02/01/2037	1FM.....
12543K AN 4	CHS/COMMUNITY HEALTH SYSTEMS I.....		09/29/2017	Redemption 100.0000.....		186,959	186,959	186,959	180,316	6,644	0	0	6,644	0	186,959	0	0	0	3,132	01/27/2021	3FE.....
126694 3B 2	CWHL_06-8 CWHL 2006-8 1A1 6.000% 05/01		09/01/2017	Paydown.....		15,251	15,273	13,930	13,943	0	1,309	0	1,309	0	15,251	0	0	0	655	05/01/2036	1FM.....
126694 3B 2	CWHL_06-8 CWHL 2006-8 1A1 6.000% 05/01		07/01/2017	Paydown.....		14,941	14,915	13,604	13,616	0	1,325	0	1,325	0	14,941	0	0	0	524	05/01/2036	2FM.....

SCHEDULE D - PART 4

Showing all Long-Term Bonds and Stocks SOLD, REDEEMED or Otherwise DISPOSED OF During Current Quarter

QE05.2

1	2	3	4	5	6	7	8	9	10	Change in Book/Adjusted Carrying Value					16	17	18	19	20	21	22
										11	12	13	14	15							
CUSIP Identification	Description	F o r e i g n	Disposal Date	Name of Purchaser	Number of Shares of Stock	Consideration	Par Value	Actual Cost	Prior Year Book/Adjusted Carrying Value	Unrealized Valuation Increase (Decrease)	Current Year's (Amortization) / Accretion	Current Year's Other-Than-Temporary Impairment Recognized	Total Change in B./A.C.V. (11+12-13)	Total Foreign Exchange Change in B./A.C.V.	Book/Adjusted Carrying Value at Disposal Date	Foreign Exchange Gain (Loss) on Disposal	Realized Gain (Loss) on Disposal	Total Gain (Loss) on Disposal	Bond Interest / Stock Dividends Received During Year	Stated Contractual Maturity Date	NAIC Designation or Market Indicator (a)
13134M	BE 2 CALPINE CORP 01/19/24.....		09/29/2017	Redemption 100.0000.....		10,000	10,000	9,950	9,984	0	16	0	16	0	10,000	0	0	0	296	01/19/2024	3FE.....
15132H	AH 4 CENCOSUD SA 4.375% 07/17/27.....	D	09/06/2017	Various.....		2,007,250	2,000,000	1,992,940	0	0	77	0	77	0	1,993,017	0	14,233	14,233	11,606	07/17/2027	2FE.....
156700	AS 5 CENTURLINK INC 5.800% 03/15/22.....		08/11/2017	Various.....		1,029,375	1,000,000	1,000,000	1,000,000	0	0	0	0	0	1,000,000	0	29,375	29,375	51,668	03/15/2022	3FE.....
18143E	AB 5 CLARK EQUIPMENT COMPANY 05/19/2		09/29/2017	Redemption 100.0000.....		1,225	1,225	1,222	0	0	3	0	3	0	1,225	0	0	0	15	05/19/2024	4FE.....
18883#	AA 8 TCW 02/06/20.....		09/29/2017	Redemption 100.0000.....		7,500	7,500	7,518	7,526	0	(26)	0	(26)	0	7,500	0	0	0	190	02/06/2020	2FE.....
20337C	AB 1 COMMSCOPE INC.....		09/30/2017	Various.....		0	0	0	0	0	0	0	0	0	0	0	0	0	237	05/21/2022	3FE.....
20337E	AN 1 COMMSCOPE INC COMMSCOPE INC 12/		09/29/2017	Redemption 100.0000.....		40,000	40,000	40,113	0	0	(113)	0	(113)	0	40,000	0	0	0	435	12/29/2022	3FE.....
29444U	AL 0 EQUINIX INC 4.875% 4/1/2020 4.875% 04/		09/28/2017	Call 102.4380.....		512,190	500,000	500,000	500,000	0	12,190	0	12,190	0	512,190	0	0	0	24,172	04/01/2020	4FE.....
37954F	AB 0 GLOBAL PARTNERS INC 6.250% 07/15/22		08/07/2017	BANK OF AMERICA N.A.....		710,500	700,000	694,838	672,875	23,041	383	0	23,424	0	696,299	0	14,201	14,201	46,788	07/15/2022	4FE.....
37957T	AH 4 GLOBO COMUNICACAO E PARTICIPAC 4.875% 4/	C	08/29/2017	HSBC SECURITIES.....		1,041,000	1,000,000	990,260	994,270	0	641	0	641	0	994,911	0	46,089	46,089	43,279	04/11/2022	2FE.....
52524V	AQ 2 LEHMAN XS TRUST LXS_07-15N 2.137% 08/2		09/25/2017	Paydown.....		263,880	402,139	286,906	285,567	0	(21,687)	0	(21,687)	0	263,880	0	0	0	5,114	08/26/2047	1FM.....
68389F	CG 7 OPTION ONE MORTGAGE LOAN TRUST OOMLT 200		09/25/2017	Paydown.....		4,680	4,680	4,671	4,680	0	0	0	0	0	4,680	0	0	0	48	08/25/2032	1FM.....
70338P	AB 6 PATTERN ENERGY GROUP INC.....		09/30/2017	Various.....		0	0	0	0	0	0	0	0	0	0	0	0	0	59	07/15/2020	4.....
74958E	AC 0 RESIDENTIAL ASSET SECURITIES C RFMSI 200		09/01/2017	Paydown.....		16,014	16,504	16,454	15,467	985	(440)	0	545	0	16,014	0	0	0	701	12/01/2036	3FM.....
808194	B* 4 A. SCHULMAN INC 05/11/22.....		08/31/2017	Redemption 100.0000.....		2,500	2,500	2,494	2,494	1	5	0	6	0	2,500	0	0	0	71	05/11/2022	3FE.....
848609	AA 1 SPIRITS OF ST.LOUIS BASKETBALL 5.300%		09/30/2017	Redemption 100.0000.....		11,946	11,946	11,946	11,946	0	0	0	0	0	11,946	0	0	0	475	09/30/2021	2FE.....
86614D	AG 3 SUMMIT MATERIALS LLC 06/24/22.....		09/29/2017	Redemption 100.0000.....		2,500	2,500	2,488	2,486	0	14	0	14	0	2,500	0	0	0	73	06/24/2022	3FE.....
88031N	AA 5 TENASKA ALABAMA Tenaska Alabama Partners		09/30/2017	Redemption 100.0000.....		74,375	74,375	75,809	74,862	0	(487)	0	(487)	0	74,375	0	0	0	3,905	06/30/2021	3FE.....
909287	AA 2 UAL PASS THROUGH TRUST SERIES UAL Corp C		07/02/2017	Redemption 100.0000.....		6,565	6,565	5,712	6,014	0	551	0	551	0	6,565	0	0	0	436	01/02/2024	3FE.....
911365	AX 2 UNITED RENTALS NORTH AMERICA I 6.125%		08/27/2017	DIRECT.....		538,963	530,000	545,900	540,555	0	(1,592)	0	(1,592)	0	538,963	0	0	0	22,724	06/15/2023	3FE.....
94353@	AB 0 WAVEDIVISION HOLDINGS LLC 09/10		09/29/2017	Redemption 100.0000.....		5,079	5,079	5,092	5,087	0	(8)	0	(8)	0	5,079	0	0	0	169	09/10/2019	3FE.....
000000	00 0 BURGER KING WORLDWIDE INC.....		09/30/2017	Various.....		0	0	0	0	0	0	0	0	0	0	0	0	0	1,430	02/17/2024	4FE.....
000000	00 0 HORIZON PHARMA INC 03/29/24.....		09/29/2017	Redemption 100.0000.....		9,850	9,850	9,894	0	0	(33)	0	(33)	0	9,850	0	0	0	246	03/29/2024	3FE.....
000000	00 0 SPECTRUM BRANDS INC.....		09/30/2017	Various.....		0	0	0	0	0	0	0	0	0	0	0	0	0	3,987	06/23/2022	3FE.....
000000	00 0 DIEBOLD INC 11/06/23.....		09/29/2017	Redemption 100.0000.....		10,607	10,607	10,654	0	0	(46)	0	(46)	0	10,607	0	0	0	144	11/06/2023	3FE.....
000000	00 0 ENERGY FUTURE INTERMEDIATE HOL TL L+300		09/30/2017	Various.....		0	0	0	0	0	0	0	0	0	0	0	0	0	252	06/28/2018	3.....
L0426@	AA 9 AWAS FINANCE LUXEMBOURG 2012 07	C	09/08/2017	Redemption 100.0000.....		1,023,618	1,023,618	1,026,279	1,025,700	0	(2,083)	0	(2,083)	0	1,023,618	0	0	0	35,262	07/16/2018	3FE.....

SCHEDULE D - PART 4

Showing all Long-Term Bonds and Stocks SOLD, REDEEMED or Otherwise DISPOSED OF During Current Quarter

1	2	3	4	5	6	7	8	9	10	Change in Book/Adjusted Carrying Value					16	17	18	19	20	21	22
										11	12	13	14	15							
CUSIP Identification	Description	For ei gn	Disposal Date	Name of Purchaser	Number of Shares of Stock	Consideration	Par Value	Actual Cost	Prior Year Book/Adjusted Carrying Value	Unrealized Valuation Increase (Decrease)	Current Year's (Amortization) / Accretion	Current Year's Other-Than- Temporary Impairment Recognized	Total Change in B./A.C.V. (11+12-13)	Total Foreign Exchange Change in B./A.C.V.	Book/Adjusted Carrying Value at Disposal Date	Foreign Exchange Gain (Loss) on Disposal	Realized Gain (Loss) on Disposal	Total Gain (Loss) on Disposal	Bond Interest / Stock Dividends Received During Year	Stated Contractual Maturity Date	NAIC Designation or Market Indicator (a)
3899999	Total - Bonds - Industrial and Miscellaneous.....					7,751,349	7,780,816	7,660,214	5,562,225	37,915	(10,001)	0	27,914	0	7,647,451	0	103,898	103,898	264,408	XXX	XXX
8399997	Total - Bonds - Part 4.....					187,327,367	186,064,203	186,948,117	79,282,933	37,915	190,078	0	227,993	0	187,087,843	0	239,525	239,525	4,447,072	XXX	XXX
8399999	Total - Bonds.....					187,327,367	186,064,203	186,948,117	79,282,933	37,915	190,078	0	227,993	0	187,087,843	0	239,525	239,525	4,447,072	XXX	XXX
9999999	Total - Bonds, Preferred and Common Stocks.....					187,327,367	XXX	186,948,117	79,282,933	37,915	190,078	0	227,993	0	187,087,843	0	239,525	239,525	4,447,072	XXX	XXX

(a) For all common stock bearing the NAIC market indicator "U" provide: the number of such issues:0.

SCHEDULE DB - PART A - SECTION 1

Showing all Options, Caps, Floors, Collars, Swaps and Forwards Open as of Current Statement Date

1	2	3	4	5	6	7	8	9	10	11	12	13	14	15	16	17	18	19	20	21	22	23	
Description	Description of Item(s) Hedged, Used for Income Generation or Replicated	Schedule / Exhibit Identifier	Type(s) of Risk(s) (a)	Exchange, Counterparty or Central Clearinghouse	Trade Date	Date of Maturity or Expiration	Number of Contracts	Notional Amount	Strike Price, Rate of Index Received (Paid)	Cumulative Prior Year(s) Initial Cost of Premium (Received) Paid	Current Year Initial Cost of Premium (Received) Paid	Current Year Income	Book/Adjusted Carrying Value	Code	Fair Value	Unrealized Valuation Increase (Decrease)	Total Foreign Exchange Change in B./A.C.V.	Current Year's (Amortization) / Accretion	Adjustment to Carrying Value of Hedged Items	Potential Exposure	Credit Quality of Reference Entity	Hedge Effectiveness at Inception and at Year-end (b)	
Purchased Options - Hedging Other - Put Options																							
Equity Option - S&P 500 USD OTC ; 2017-EOPT-364439	Joint Venture Interests Portfolio.....	BA.....	Equity/Index	Bank of America NA	06/08/2017	06/15/2018	1,381	2,692,472	1,949,880	0	47,664	0	22,384		22,384	(25,279)	0	0	0	0		0001	
0099999	Total-Purchased Options-Hedging Other-Put Options.....									0	47,664	0	22,384	XX	22,384	(25,279)	0	0	0	0		XXX	XXX
0149999	Total-Purchased Options-Hedging Other.....									0	47,664	0	22,384	XX	22,384	(25,279)	0	0	0	0		XXX	XXX
0379999	Total-Purchased Options-Put Options.....									0	47,664	0	22,384	XX	22,384	(25,279)	0	0	0	0		XXX	XXX
0429999	Total-Purchased Options.....									0	47,664	0	22,384	XX	22,384	(25,279)	0	0	0	0		XXX	XXX
Swaps - Hedging Effective - Foreign Exchange																							
Currency swap - Rec fixed USD [Pay fixed CAD] ; 2017-FXS-366223	C4931*BC6 KEYERA CORP.....	D 1.....	Currency...	Bank of America NA	06/20/2017	09/20/2027	0	10,248,681	3.9365% [3.6800%]	0	0	91	(625,664)		(405,191)	0	(625,664)	0	0	161,868		100/100	
Currency swap - Rec fixed USD [Pay fixed EUR] ; 2010-FXS-0030	479142C@8 Johnson Matthey Plc 4.660% 01/31/2021	D 1.....	Currency...	Deutsche Bank AG	02/24/2010	01/31/2021	0	6,785,000	5.4700% [4.6600%]	0	0	71,589	874,000		649,182	0	(637,250)	0	0	61,998		99/100	
Currency swap - Rec fixed USD [Pay fixed EUR] ; 2014-FXS-227499	D2736#AJ8 FRITZ DRAXLMAIER GMBH & CO KG	D 1.....	Currency...	Citibank NA.....	02/21/2014	04/02/2021	0	3,430,000	4.7160% [3.5700%]	0	0	44,436	474,500		386,682	0	(318,625)	0	0	32,116		100/100	
Currency swap - Rec fixed USD [Pay fixed EUR] ; 2017-FXS-364247	48021PA@7 JONES LANG LASALLE FINANCE BV	D 1.....	Currency...	Citibank NA.....	06/07/2017	06/27/2029	0	5,630,000	4.1100% [2.2100%]	0	0	26,030	(281,000)		(342,773)	0	(281,000)	0	0	96,485		100/100	
Currency swap - Rec fixed USD [Pay fixed GBP] ; 2013-FXS-189671	Portman Estate Funds (Multiple Cusips).....	D 1.....	Currency...	Deutsche Bank AG	02/06/2013	03/05/2028	0	3,130,400	4.3475% [4.1300%]	0	0	22,463	447,100		302,147	0	(212,000)	0	0	50,563		95/100	
Currency swap - Rec fixed USD [Pay fixed GBP] ; 2013-FXS-216198	G3646#AC7 FORTH PORTS FINANCE LTD 5.030% 12/05/2031	D 1.....	Currency...	Citibank NA.....	11/13/2013	12/05/2031	0	10,550,100	5.4800% [5.0300%]	0	0	104,682	1,695,210		1,565,352	0	(699,600)	0	0	198,702		100/99	
Currency swap - Rec fixed USD [Pay fixed GBP] ; 2017-FXS-359335	G1313@AA9 BLACKROCK SMALLER COMPANIES TR	D 1.....	Currency...	Barclays Bank PLC	04/21/2017	05/24/2037	0	6,270,040	4.1460% [2.7400%]	0	0	27,939	(304,045)		(105,027)	0	(304,045)	0	0	139,007		100/100	
Currency swap - Rec fixed USD [Pay fixed GBP] ; 2017-FXS-362096	G0827#BK5 BARRATT DEVELOPMENTS PLC	D 1.....	Currency...	Citibank NA.....	05/23/2017	08/22/2027	0	8,686,550	4.0750% [2.7700%]	0	0	11,081	(302,505)		(157,946)	0	(302,505)	0	0	136,649		100/99	
Currency swap - Rec fixed USD [Pay fixed GBP] ; 2017-FXS-366127	G7612#AA2 ROCK RAIL SOUTH WESTERN PLC	D 1.....	Currency...	Citibank NA.....	06/19/2017	06/18/2047	0	612,420	5.4750% [3.9380%]	0	0	2,009	(33,026)		62,328	0	(33,026)	0	0	16,697		100/99	
Currency swap - Rec fixed USD [Pay fixed GBP] ; 2017-FXS-367530	G0892#AA8 BAZALGETTE TUNNEL LTD	D 1.....	Currency...	Barclays Bank PLC	06/29/2017	09/28/2032	0	12,710,600	3.9650% [2.8600%]	0	0	711	(437,570)		(492,577)	0	(437,570)	0	0	246,185		100/100	
0879999	Total-Swaps-Hedging Effective-Foreign Exchange.....									0	0	311,031	1,506,999	XX	1,462,177	0	(3,851,286)	0	0	1,140,269		XXX	XXX
0909999	Total-Swaps-Hedging Effective.....									0	0	311,031	1,506,999	XX	1,462,177	0	(3,851,286)	0	0	1,140,269		XXX	XXX
Swaps - Hedging Other - Foreign Exchange																							
Currency swap - Rec fixed USD [Pay fixed EUR] ; 2013-FXS-194429	U44668AE8 BELDEN INC BELDEN INC 5.5% 4/15/2023	D 1.....	Currency...	Barclays Bank PLC	03/15/2013	04/15/2018	0	1,308,200	6.0150% [5.5000%]	0	0	11,822	118,584		118,584	(1,058)	(127,450)	0	0	4,805		0002	
Currency swap - Rec fixed USD [Pay fixed EUR] ; 2014-FXS-227508	D2736#AK5 FRITZ DRAXLMAIER GMBH & CO KG	D 1.....	Currency...	Citibank NA.....	02/21/2014	04/02/2024	0	686,000	5.3160% [4.0500%]	0	0	9,907	71,458		71,458	(2,036)	(63,725)	0	0	8,751		0002	
Currency swap - Rec fixed USD [Pay fixed EUR] ; 2017-FXS-364243	48021PA*9 JONES LANG LASALLE FINANCE BV	D 1.....	Currency...	Citibank NA.....	06/07/2017	06/27/2027	0	1,238,490	3.9665% [1.9600%]	0	0	6,106	(74,013)		(74,013)	(12,083)	(61,930)	0	0	19,331		0002	
Currency swap - Rec fixed USD [Pay fixed EUR] ; 2017-FXS-366114	W4662REN2 INTRUM JUSTITIA AB.....	D 1.....	Currency...	Bank of America NA	06/19/2017	07/15/2020	0	1,003,500	5.4263% [3.1250%]	0	0	5,536	(70,501)		(70,501)	(10,021)	(60,480)	0	0	8,384		0002	
Currency swap - Rec fixed USD [Pay fixed GBP] ; 2017-FXS-364055	G2479@AH2 COVENT GARDEN GROUP HOLDINGS L	D 1.....	Currency...	Citibank NA.....	06/06/2017	08/31/2032	0	2,762,760	4.2075% [2.9600%]	0	0	2,588	(84,464)		(84,464)	30,616	(115,079)	0	0	53,373		0002	
Currency swap - Rec fixed USD [Pay fixed GBP] ; 2017-FXS-367139	G7612#AA2 -Rock Rail Southwestern PLC	D 1.....	Currency...	Deutsche Bank AG	06/27/2017	12/31/2020	0	7,304,199	1.0650% [1.0500%]	0	0	(913)	(9,081)		(9,081)	359,503	(368,584)	0	0	65,888		0002	
0939999	Total-Swaps-Hedging Other-Foreign Exchange.....									0	0	35,048	(48,017)	XX	(48,017)	364,921	(797,248)	0	0	160,533		XXX	XXX

QE06

SCHEDULE DB - PART A - SECTION 1

Showing all Options, Caps, Floors, Collars, Swaps and Forwards Open as of Current Statement Date

1	2	3	4	5	6	7	8	9	10	11	12	13	14	15	16	17	18	19	20	21	22	23
Description	Description of Item(s) Hedged, Used for Income Generation or Replicated	Schedule / Exhibit Identifier	Type(s) of Risk(s) (a)	Exchange, Counterparty or Central Clearinghouse	Trade Date	Date of Maturity or Expiration	Number of Contracts	Notional Amount	Strike Price, Rate of Index Received (Paid)	Cumulative Prior Year(s) Initial Cost of Premium (Received) Paid	Current Year Initial Cost of Premium (Received) Paid	Current Year Income	Book/Adjusted Carrying Value	Code	Fair Value	Unrealized Valuation Increase (Decrease)	Total Foreign Exchange Change in B./A.C.V.	Current Year's (Amortization) / Accretion	Adjustment to Carrying Value of Hedged Items	Potential Exposure	Credit Quality of Reference Entity	Hedge Effectiveness at Inception and at Year-end (b)
096999. Total-Swaps-Hedging Other.....									0035,048(48,017)	XX(48,017)364,921(797,248)00160,533	XXX	XXX
117999. Total-Swaps-Foreign Exchange.....									00346,0791,458,982	XX1,414,160364,921(4,648,534)001,300,801	XXX	XXX
120999. Total-Swaps.....									00346,0791,458,982	XX1,414,160364,921(4,648,534)001,300,801	XXX	XXX
139999. Total-Hedging Effective.....									00311,0311,506,999	XX1,462,1770(3,851,286)001,140,269	XXX	XXX
140999. Total-Hedging Other.....									047,66435,048(25,633)	XX(25,633)339,641(797,248)00160,533	XXX	XXX
144999. TOTAL.....									047,664346,0791,481,367	XX1,436,544339,641(4,648,534)001,300,801	XXX	XXX

(b)

Code	Financial or Economic Impact of the Hedge at the End of the Reporting Period
0001	Hedges the equity risk of assets.
0002	Hedges the currency risk of foreign currency denominated assets.

QE06.1

SCHEDULE DB - PART B - SECTION 1

Futures Contracts Open as of the Current Statement Date

1 Ticker Symbol	2 Number of Contracts	3 Notional Amount	4 Description	5 Description of Item(s) Hedged, Used for Income Generation or Replicated	6 Schedule / Exhibit Identifier	7 Type(s) of Risk(s) (a)	8 Date of Maturity or Expiration	9 Exchange	10 Trade Date	11 Transaction Price	12 Reporting Date Price	13 Fair Value	14 Book/Adjusted Carrying Value	Highly Effective Hedges			18 Cumulative Variation Margin for All Other Hedges	19 Change in Variation Margin Gain (Loss) Recognized in Current Year	20 Potential Exposure	21 Hedge Effectiveness at Inception and at Year- end (b)	22 Value of One (1) Point
														15 Cumulative Variation Margin	16 Deferred Variation Margin	17 Change in Variation Margin Gain (Loss) Used to Adjust Basis of Hedged Item					

NONE

QE07

SCHEDULE DB - PART D - SECTION 1
Counterparty Exposure for Derivative Instruments Open as of Current Statement Date

1 Description of Exchange, Counterparty or Central Clearinghouse	2 Master Agreement (Y or N)	3 Credit Support Annex (Y or N)	4 Fair Value of Acceptable Collateral	Book Adjusted Carrying Value			Fair Value			11 Potential Exposure	12 Off-Balance Sheet Exposure
				5 Contracts with Book/Adjusted Carrying Value > 0	6 Contracts with Book/Adjusted Carrying Value < 0	7 Exposure Net of Collateral	8 Contracts with Fair Value > 0	9 Contracts with Fair Value < 0	10 Exposure Net of Collateral		
NAIC 1 Designation											
Bank of America NA..... B4TYDEB6GKMZO031MB27	Y.....	Y.....	-22,384(696,165)022,384(475,692)0170,2520
Barclays Bank PLC..... G5GSEF7VJP517OUK5573...	Y.....	Y.....	-118,584(741,615)0118,584(597,604)0389,9970
Citibank NA..... E57ODZWZ7FF32WEFA76	Y.....	Y.....2,000,0002,241,168(775,008)02,085,819(659,195)0562,10528,265
Deutsche Bank AG..... 7LTFWZYICNSX8D621K86..	Y.....	Y.....961,5741,321,100(9,081)350,445951,329(9,081)0178,448178,448
0299999. Total NAIC 1 Designation.....		2,961,5743,703,236(2,221,869)350,4453,178,116(1,741,572)01,300,801206,713
0999999. Gross Totals.....		2,961,5743,703,236(2,221,869)350,4453,178,116(1,741,572)01,300,801206,713
1. Offset per SSAP No. 64.....				00					
2. Net after right of offset per SSAP No. 64.....				3,703,236(2,221,869)					

QE08

SCHEDULE DB - PART D - SECTION 2

Collateral for Derivative Instruments Open as of Current Statement Date

1	2	3	4	5	6	7	8	9
Exchange, Counterparty or Central Clearinghouse	Type of Asset Pledged	CUSIP Identification	Description	Fair Value	Par Value	Book/Adjusted Carrying Value	Maturity Date	Type of Margin (I, V or IV)
Collateral Pledged by Reporting Entity								
Bank of America NA.....	B4TYDEB6GKMZO031MB27..	Treasury	912828 U9 9 UNITED STATES TREASURY	570,041	571,000	571,205	12/31/2018.	V.....
Barclays Bank PLC.....	G5GSEF7VJP5I7OUK5573....	Treasury	912828 U9 9 UNITED STATES TREASURY	631,937	633,000	633,227	12/31/2018.	V.....
Citibank NA.....	E57ODZWZ7FF32TWEFA76..	Treasury	912828 U9 9 UNITED STATES TREASURY	671,870	673,000	673,242	12/31/2018.	V.....
0199999. Totals.....				1,873,847	1,877,000	1,877,674	XXX	XXX
Collateral Pledged to Reporting Entity								
Citibank NA.....	E57ODZWZ7FF32TWEFA76..	Cash.....	Cash.....	2,000,000	2,000,000	XXX		V.....
Deutsche Bank AG.....	7LTFWZYICNSX8D621K86....	Cash.....	Cash	961,574	961,574	XXX		V.....
0299999. Totals.....				2,961,574	2,961,574	XXX	XXX	XXX

QE09

Sch. DL - Pt. 1
NONE

Sch. DL - Pt. 2
NONE

SCHEDULE E - PART 1 - CASH

Month End Depository Balances

1 Depository	2 Code	3 Rate of Interest	4 Amount of Interest Received During Current Quarter	5 Amount of Interest Accrued at Current Statement Date	Book Balance at End of Each Month During Current Quarter			9 *
					6 First Month	7 Second Month	8 Third Month	
Open Depositories								
Bank of America.....	New York, New York.....0.000001,958,0221,516,2461,643,364	XXX
Bank One.....	Columbus, Ohio.....0.000003,854,8283,671,2413,608,439	XXX
Citibank.....	New York, New York.....0.00000(169,677,523)(160,867,309)(163,669,806)	XXX
First National.....	Anchorage, Alaska.....0.0000010,00010,00010,000	XXX
First Union.....	Philadelphia, Pennsylvania.....0.000005,416,6824,299,2854,899,262	XXX
JP Morgan Chase.....	New York, New York.....0.0000011,218,200(9,762,385)(9,477,028)	XXX
Wells Fargo.....	San Francisco, California.....0.000002,166,4592,567,6783,323,766	XXX
0199999. Total Open Depositories.....	XXX	XXX00(145,053,332)(158,565,244)(159,662,003)	XXX
0399999. Total Cash on Deposit.....	XXX	XXX00(145,053,332)(158,565,244)(159,662,003)	XXX
0499999. Cash in Company's Office.....	XXX	XXX	XXX	XXX17,50017,50017,500	XXX
0599999. Total Cash.....	XXX	XXX00(145,035,832)(158,547,744)(159,644,503)	XXX

SCHEDULE E - PART 2 - CASH EQUIVALENTS

Show Investments Owned End of Current Quarter

1 Description	2 Code	3 Date Acquired	4 Rate of Interest	5 Maturity Date	6 Book/Adjusted Carrying Value	7 Amount of Interest Due & Accrued	8 Amount Received During Year
U.S. Government Bonds - Issuer Obligations							
UNITED STATES TREASURY.....		09/15/2017.....	0.000	11/30/2017.....	1,297,818	0	590
0199999. U.S. Government Bonds - Issuer Obligations.....					1,297,818	0	590
0599999. Total - U.S. Government Bonds.....					1,297,818	0	590
Total Bonds							
7799999. Subtotals - Issuer Obligations.....					1,297,818	0	590
8399999. Subtotals - Bonds.....					1,297,818	0	590
8699999. Total - Cash Equivalents.....					1,297,818	0	590

QE13