



QUARTERLY STATEMENT

AS OF JUNE 30, 2017
OF THE CONDITION AND AFFAIRS OF THE

PAWTUCKET INSURANCE COMPANY

NAIC Group Code 0497 , 0497 NAIC Company Code 14931 Employer's ID Number 05-0197250
(Current Period) (Prior Period)

Organized under the Laws of Rhode Island , State of Domicile or Port of Entry Rhode Island
Country of Domicile United States

Incorporated/Organized 06/19/1848 Commenced Business 02/10/1849

Statutory Home Office 25 Maple Street , Pawtucket, RI, US 02860-2104
(Street and Number) (City or Town, State, Country and Zip Code)

Main Administrative Office 25 Maple Street Pawtucket, RI, US 02860-2104 401-725-5600
(Street and Number) (City or Town, State, Country and Zip Code) (Area Code) (Telephone Number)

Mail Address P. O. Box 820 , Pawtucket, RI, US 02862-0820
(Street and Number or P.O. Box) (City or Town, State, Country and Zip Code)

Primary Location of Books and Records 25 Maple Street Pawtucket, RI, US 02860-2104 401-725-5600
(Street and Number) (City or Town, State, Country and Zip Code) (Area Code) (Telephone Number)

Internet Web Site Address www.pawtucketinsurance.com

Statutory Statement Contact Laura Leigh Jones 401-495-6014
(Name) (Area Code) (Telephone Number) (Extension)

NBIC-ComplianceInbox@nbic.com 401-728-0680
(E-Mail Address) (Fax Number)

OFFICERS

Name	Title	Name	Title
<u>Todd Christopher Hart</u>	<u>Chief Executive Officer</u>	<u>Stewart Horner Steffey Jr.</u>	<u>Founder & Executive Chairman</u>
<u>Kirk Howard Lusk</u>	<u>Chief Financial Officer</u>	<u>Stephen Donald Zubiago</u>	<u>Secretary</u>

OTHER OFFICERS

DIRECTORS OR TRUSTEES

<u>Stewart Horner Steffey Jr.</u>	<u>Arnold Larry Chavkin</u>	<u>Alex Anatol Fridlyand</u>	<u>Srdjan Vukovic</u>
<u>Scott Aaron Schaan #</u>	<u>Todd Christopher Hart</u>	<u>Dale Stephen Hammond</u>	

State ofRHODE ISLAND.....

County ofPROVIDENCE.....ss

The officers of this reporting entity being duly sworn, each depose and say that they are the described officers of said reporting entity, and that on the reporting period stated above, all of the herein described assets were the absolute property of the said reporting entity, free and clear from any liens or claims thereon, except as herein stated, and that this statement, together with related exhibits, schedules and explanations therein contained, annexed or referred to, is a full and true statement of all the assets and liabilities and of the condition and affairs of the said reporting entity as of the reporting period stated above, and of its income and deductions therefrom for the period ended, and have been completed in accordance with the NAIC Annual Statement Instructions and Accounting Practices and Procedures manual except to the extent that: (1) state law may differ; or, (2) that state rules or regulations require differences in reporting not related to accounting practices and procedures, according to the best of their information, knowledge and belief, respectively. Furthermore, the scope of this attestation by the described officers also includes the related corresponding electronic filing with the NAIC, when required, that is an exact copy (except for formatting differences due to electronic filing) of the enclosed statement. The electronic filing may be requested by various regulators in lieu of or in addition to the enclosed statement.

Todd Christopher Hart
Chief Executive Officer

Kirk Howard Lusk
Chief Financial Officer

Stephen Donald Zubiago
Secretary

a. Is this an original filing? Yes [X] No []

b. If no:

1. State the amendment number _____

2. Date filed _____

3. Number of pages attached _____

Subscribed and sworn to before me this _____ day of _____,

STATEMENT AS OF JUNE 30, 2017 OF THE PAWTUCKET INSURANCE COMPANY

ASSETS

	Current Statement Date			4 December 31 Prior Year Net Admitted Assets
	1 Assets	2 Nonadmitted Assets	3 Net Admitted Assets (Cols. 1 - 2)	
1. Bonds	245,537		245,537	246,010
2. Stocks:				
2.1 Preferred stocks			0	0
2.2 Common stocks			0	0
3. Mortgage loans on real estate:				
3.1 First liens			0	0
3.2 Other than first liens			0	0
4. Real estate:				
4.1 Properties occupied by the company (less \$ encumbrances)	1,696,250		1,696,250	0
4.2 Properties held for the production of income (less \$ encumbrances)			0	0
4.3 Properties held for sale (less \$ encumbrances)			0	1,725,000
5. Cash (\$ 4,443,913), cash equivalents (\$ 0) and short-term investments (\$ 474,875)	4,918,788		4,918,788	5,014,298
6. Contract loans (including \$ premium notes)			0	0
7. Derivatives	0		0	0
8. Other invested assets	0		0	0
9. Receivables for securities			0	0
10. Securities lending reinvested collateral assets			0	0
11. Aggregate write-ins for invested assets	0	0	0	0
12. Subtotals, cash and invested assets (Lines 1 to 11)	6,860,575	0	6,860,575	6,985,308
13. Title plants less \$ charged off (for Title insurers only)			0	0
14. Investment income due and accrued	639		639	653
15. Premiums and considerations:				
15.1 Uncollected premiums and agents' balances in the course of collection			0	0
15.2 Deferred premiums, agents' balances and installments booked but deferred and not yet due (including \$ earned but unbilled premiums)			0	0
15.3 Accrued retrospective premiums (\$) and contracts subject to redetermination (\$)			0	0
16. Reinsurance:				
16.1 Amounts recoverable from reinsurers			0	0
16.2 Funds held by or deposited with reinsured companies			0	0
16.3 Other amounts receivable under reinsurance contracts			0	0
17. Amounts receivable relating to uninsured plans			0	0
18.1 Current federal and foreign income tax recoverable and interest thereon			0	0
18.2 Net deferred tax asset	2,971,913	2,971,913	0	0
19. Guaranty funds receivable or on deposit			0	0
20. Electronic data processing equipment and software			0	0
21. Furniture and equipment, including health care delivery assets (\$)			0	0
22. Net adjustment in assets and liabilities due to foreign exchange rates			0	0
23. Receivables from parent, subsidiaries and affiliates	46,929		46,929	181,983
24. Health care (\$) and other amounts receivable			0	0
25. Aggregate write-ins for other-than-invested assets	4,098,318	4,098,318	0	6,002
26. Total assets excluding Separate Accounts, Segregated Accounts and Protected Cell Accounts (Lines 12 to 25)	13,978,374	7,070,231	6,908,143	7,173,946
27. From Separate Accounts, Segregated Accounts and Protected Cell Accounts			0	0
28. Total (Lines 26 and 27)	13,978,374	7,070,231	6,908,143	7,173,946
DETAILS OF WRITE-INS				
1101.			0	0
1102.			0	0
1103.			0	0
1198. Summary of remaining write-ins for Line 11 from overflow page	0	0	0	0
1199. Totals (Lines 1101 through 1103 plus 1198) (Line 11 above)	0	0	0	0
2501. PENSION ASSET	4,098,318	4,098,318	0	0
2502. OTHER RECEIVABLES			0	6,002
2503.			0	0
2598. Summary of remaining write-ins for Line 25 from overflow page	0	0	0	0
2599. Totals (Lines 2501 through 2503 plus 2598) (Line 25 above)	4,098,318	4,098,318	0	6,002

STATEMENT AS OF JUNE 30, 2017 OF THE PAWTUCKET INSURANCE COMPANY

LIABILITIES, SURPLUS AND OTHER FUNDS

	1 Current Statement Date	2 December 31, Prior Year
1. Losses (current accident year \$)	173,748	173,747
2. Reinsurance payable on paid losses and loss adjustment expenses		0
3. Loss adjustment expenses	152,597	154,725
4. Commissions payable, contingent commissions and other similar charges		0
5. Other expenses (excluding taxes, licenses and fees)	3,466,584	3,763,965
6. Taxes, licenses and fees (excluding federal and foreign income taxes)		0
7.1 Current federal and foreign income taxes (including \$ on realized capital gains (losses))		0
7.2 Net deferred tax liability		0
8. Borrowed money \$ and interest thereon \$		0
9. Unearned premiums (after deducting unearned premiums for ceded reinsurance of \$ and including warranty reserves of \$ and accrued accident and health experience rating refunds including \$ for medical loss ratio rebate per the Public Health Service Act)		0
10. Advance premium		0
11. Dividends declared and unpaid:		
11.1 Stockholders		0
11.2 Policyholders		0
12. Ceded reinsurance premiums payable (net of ceding commissions)		0
13. Funds held by company under reinsurance treaties		0
14. Amounts withheld or retained by company for account of others		0
15. Remittances and items not allocated		0
16. Provision for reinsurance (including \$ certified)		0
17. Net adjustments in assets and liabilities due to foreign exchange rates		0
18. Drafts outstanding		0
19. Payable to parent, subsidiaries and affiliates		0
20. Derivatives	0	0
21. Payable for securities		0
22. Payable for securities lending		0
23. Liability for amounts held under uninsured plans		0
24. Capital notes \$ and interest thereon \$		0
25. Aggregate write-ins for liabilities	0	0
26. Total liabilities excluding protected cell liabilities (Lines 1 through 25)	3,792,929	4,092,437
27. Protected cell liabilities		0
28. Total liabilities (Lines 26 and 27)	3,792,929	4,092,437
29. Aggregate write-ins for special surplus funds	0	0
30. Common capital stock	1,000,000	1,000,000
31. Preferred capital stock		0
32. Aggregate write-ins for other than special surplus funds	0	0
33. Surplus notes	1,150,000	1,150,000
34. Gross paid in and contributed surplus	2,000,000	2,000,000
35. Unassigned funds (surplus)	(1,034,786)	(1,068,491)
36. Less treasury stock, at cost:		
36.1 shares common (value included in Line 30 \$)		0
36.2 shares preferred (value included in Line 31 \$)		0
37. Surplus as regards policyholders (Lines 29 to 35, less 36)	3,115,214	3,081,509
38. Totals (Page 2, Line 28, Col. 3)	6,908,143	7,173,946
DETAILS OF WRITE-INS		
2501.		0
2502.		0
2503.		0
2598. Summary of remaining write-ins for Line 25 from overflow page	0	0
2599. Totals (Lines 2501 through 2503 plus 2598) (Line 25 above)	0	0
2901.		0
2902.		0
2903.		0
2998. Summary of remaining write-ins for Line 29 from overflow page	0	0
2999. Totals (Lines 2901 through 2903 plus 2998) (Line 29 above)	0	0
3201.		0
3202.		0
3203.		0
3298. Summary of remaining write-ins for Line 32 from overflow page	0	0
3299. Totals (Lines 3201 through 3203 plus 3298) (Line 32 above)	0	0

STATEMENT OF INCOME

	1 Current Year to Date	2 Prior Year to Date	3 Prior Year Ended December 31
UNDERWRITING INCOME			
1. Premiums earned:			
1.1 Direct (written \$0)	0	0	0
1.2 Assumed (written \$)	0	0	0
1.3 Ceded (written \$)	0	0	0
1.4 Net (written \$0)	0	0	0
DEDUCTIONS:			
2. Losses incurred (current accident year \$):			
2.1 Direct	(817)	(16,592)	(6,047)
2.2 Assumed	0	(5,999)	4,214
2.3 Ceded	0	0	0
2.4 Net	(817)	(22,591)	(1,833)
3. Loss adjustment expenses incurred	11,291	17,968	83,905
4. Other underwriting expenses incurred	113,792	108,964	543,677
5. Aggregate write-ins for underwriting deductions	0	0	0
6. Total underwriting deductions (Lines 2 through 5)	124,266	104,341	625,749
7. Net income of protected cells	0	0	0
8. Net underwriting gain (loss) (Line 1 minus Line 6 + Line 7)	(124,266)	(104,341)	(625,749)
INVESTMENT INCOME			
9. Net investment income earned	298,106	298,218	590,994
10. Net realized capital gains (losses) less capital gains tax of \$	0	244	244
11. Net investment gain (loss) (Lines 9 + 10)	298,106	298,462	591,238
OTHER INCOME			
12. Net gain or (loss) from agents' or premium balances charged off (amount recovered \$ amount charged off \$)	0	0	0
13. Finance and service charges not included in premiums	0	0	0
14. Aggregate write-ins for miscellaneous income	0	0	0
15. Total other income (Lines 12 through 14)	0	0	0
16. Net income before dividends to policyholders, after capital gains tax and before all other federal and foreign income taxes (Lines 8 + 11 + 15)	173,840	194,121	(34,511)
17. Dividends to policyholders	0	0	0
18. Net income, after dividends to policyholders, after capital gains tax and before all other federal and foreign income taxes (Line 16 minus Line 17)	173,840	194,121	(34,511)
19. Federal and foreign income taxes incurred	0	0	(133,524)
20. Net income (Line 18 minus Line 19)(to Line 22)	173,840	194,121	99,013
CAPITAL AND SURPLUS ACCOUNT			
21. Surplus as regards policyholders, December 31 prior year	3,081,509	2,387,422	2,387,423
22. Net income (from Line 20)	173,840	194,121	99,013
23. Net transfers (to) from Protected Cell accounts	0	0	0
24. Change in net unrealized capital gains or (losses) less capital gains tax of \$	0	0	0
25. Change in net unrealized foreign exchange capital gain (loss)	0	0	0
26. Change in net deferred income tax	(63,961)	(71,062)	(353,185)
27. Change in nonadmitted assets	(76,173)	(443,938)	948,258
28. Change in provision for reinsurance	0	0	0
29. Change in surplus notes	0	0	0
30. Surplus (contributed to) withdrawn from protected cells	0	0	0
31. Cumulative effect of changes in accounting principles	0	0	0
32. Capital changes:			
32.1 Paid in	0	0	0
32.2 Transferred from surplus (Stock Dividend)	0	0	0
32.3 Transferred to surplus	0	0	0
33. Surplus adjustments:			
33.1 Paid in	0	0	0
33.2 Transferred to capital (Stock Dividend)	0	0	0
33.3 Transferred from capital	0	0	0
34. Net remittances from or (to) Home Office	0	0	0
35. Dividends to stockholders	0	0	0
36. Change in treasury stock	0	0	0
37. Aggregate write-ins for gains and losses in surplus	0	0	0
38. Change in surplus as regards policyholders (Lines 22 through 37)	33,706	(320,879)	694,086
39. Surplus as regards policyholders, as of statement date (Lines 21 plus 38)	3,115,214	2,066,543	3,081,509
DETAILS OF WRITE-INS			
0501.	0	0	0
0502.	0	0	0
0503.	0	0	0
0598. Summary of remaining write-ins for Line 5 from overflow page	0	0	0
0599. TOTALS (Lines 0501 through 0503 plus 0598) (Line 5 above)	0	0	0
OTHER INCOME			
1401.	0	0	0
1402.	0	0	0
1403.	0	0	0
1498. Summary of remaining write-ins for Line 14 from overflow page	0	0	0
1499. TOTALS (Lines 1401 through 1403 plus 1498) (Line 14 above)	0	0	0
OTHER INCOME			
3701.	0	0	0
3702.	0	0	0
3703.	0	0	0
3798. Summary of remaining write-ins for Line 37 from overflow page	0	0	0
3799. TOTALS (Lines 3701 through 3703 plus 3798) (Line 37 above)	0	0	0

STATEMENT AS OF JUNE 30, 2017 OF THE PAWTUCKET INSURANCE COMPANY

CASH FLOW

	1 Current Year To Date	2 Prior Year To Date	3 Prior Year Ended December 31
Cash from Operations			
1. Premiums collected net of reinsurance.....	0	0	0
2. Net investment income	326,650	327,202	648,027
3. Miscellaneous income	0	0	0
4. Total (Lines 1 to 3)	326,650	327,202	648,027
5. Benefit and loss related payments	(818)	(7,591)	8,168
6. Net transfers to Separate Accounts, Segregated Accounts and Protected Cell Accounts.....	0	0	0
7. Commissions, expenses paid and aggregate write-ins for deductions	564,727	237,985	465,778
8. Dividends paid to policyholders	0	0	0
9. Federal and foreign income taxes paid (recovered) net of \$ tax on capital gains (losses).....	0	0	(133,524)
10. Total (Lines 5 through 9)	563,909	230,394	340,422
11. Net cash from operations (Line 4 minus Line 10)	(237,259)	96,808	307,605
Cash from Investments			
12. Proceeds from investments sold, matured or repaid:			
12.1 Bonds	693	300,817	301,786
12.2 Stocks	0	0	0
12.3 Mortgage loans	0	0	0
12.4 Real estate	0	0	0
12.5 Other invested assets	0	0	0
12.6 Net gains or (losses) on cash, cash equivalents and short-term investments	0	0	0
12.7 Miscellaneous proceeds	0	0	0
12.8 Total investment proceeds (Lines 12.1 to 12.7)	693	300,817	301,786
13. Cost of investments acquired (long-term only):			
13.1 Bonds	0	0	245,069
13.2 Stocks	0	0	0
13.3 Mortgage loans	0	0	0
13.4 Real estate	0	0	0
13.5 Other invested assets	0	0	0
13.6 Miscellaneous applications	0	0	0
13.7 Total investments acquired (Lines 13.1 to 13.6)	0	0	245,069
14. Net increase (or decrease) in contract loans and premium notes	0	0	0
15. Net cash from investments (Line 12.8 minus Line 13.7 and Line 14)	693	300,817	56,717
Cash from Financing and Miscellaneous Sources			
16. Cash provided (applied):			
16.1 Surplus notes, capital notes	0	0	0
16.2 Capital and paid in surplus, less treasury stock.....	0	0	0
16.3 Borrowed funds	0	0	0
16.4 Net deposits on deposit-type contracts and other insurance liabilities	0	0	0
16.5 Dividends to stockholders	0	0	0
16.6 Other cash provided (applied).....	141,056	215,162	81,346
17. Net cash from financing and miscellaneous sources (Line 16.1 through Line 16.4 minus Line 16.5 plus Line 16.6).....	141,056	215,162	81,346
RECONCILIATION OF CASH, CASH EQUIVALENTS AND SHORT-TERM INVESTMENTS			
18. Net change in cash, cash equivalents and short-term investments (Line 11, plus Lines 15 and 17)	(95,510)	612,787	445,668
19. Cash, cash equivalents and short-term investments:			
19.1 Beginning of year.....	5,014,298	4,568,630	4,568,630
19.2 End of period (Line 18 plus Line 19.1)	4,918,788	5,181,417	5,014,298

1. Summary of Significant Accounting Practices

A. Accounting Practices

The accompanying financial statements of Pawtucket Insurance Company (the “Company”) are presented on the basis of accounting practices prescribed or permitted by the Rhode Island Insurance Department.

The Rhode Island Insurance Department recognizes only statutory accounting practices prescribed or permitted by the State of Rhode Island for determining and reporting financial condition and results of operations of an insurance company, and for determining its solvency under the Rhode Island Insurance Law. The National Association of Insurance Commissioners' (“NAIC”) *Accounting Practices and Procedures Manual*, (“NAIC SAP”), has been adopted as a component of prescribed or permitted practices by the State of Rhode Island.

A reconciliation of the Company’s net income and capital and surplus between NAIC SAP and the practice permitted by the Rhode Island Department is shown below:

	SSAP #	F/S Page	F/S Line #	2017	2016
<u>NET INCOME (LOSS)</u>					
(1) Pawtucket Insurance Company state basis (Page 4, Line 20, Columns 1 & 2)				\$ 173,840	\$ 99,013
(2) State Prescribed Practices that increase/(decrease) NAIC SAP:				-	-
(3) State Prescribed Practices that increase/(decrease) NAIC SAP: Depreciation of buildings and land	00	4	9	\$ 28,750	\$ 57,500
(4) NAIC SAP (1-2-3=4)				<u>\$ 145,090</u>	<u>\$ 156,513</u>
<u>SURPLUS</u>					
(5) Pawtucket Insurance Company state basis (Page 3, Line 37, Columns 1 & 2)				\$ 3,115,214	\$ 3,081,509
(6) State Prescribed Practices that increase/(decrease) NAIC SAP:				-	-
(7) State Prescribed Practices that increase/(decrease) NAIC SAP: Building and land	00	2	4.1	\$ 1,385,337	1,414,087
(8) NAIC SAP (5-6-7=8)				<u>\$ 1,729,877</u>	<u>\$ 1,667,422</u>

B. – D. No significant changes.

2. - 11. No significant changes.

12. Retirement Plans, Deferred Compensation, Postemployment Benefits and Compensated Absences and Other Postretirement Benefit Plans

A. Defined Benefit Plan

(4) Components of net periodic benefit cost

	<u>Pension Benefits</u>		<u>Postretirement Benefits</u>		<u>Postemployment & Compensated Absence Benefits</u>	
	<u>2017</u>	<u>2016</u>	<u>2017</u>	<u>2016</u>	<u>2017</u>	<u>2016</u>
a. Service cost	\$ -	\$ -	\$ -	\$ -	\$ -	\$ -
b. Interest cost	162,577	392,632	-	-	-	-
c. Expected return on plan assets	(129,574)	(324,984)	-	-	-	-
d. Transition asset or obligation	-	-	-	-	-	-
e. Gain and losses	67,807	141,973	-	-	-	-
f. Prior service cost or credit	-	-	-	-	-	-
g. Gain or loss recognized due to settlement or curtailment	-	-	-	-	-	-
h. Total net periodic benefit cost	<u>\$ 100,810</u>	<u>\$ 209,621</u>	<u>\$ -</u>	<u>\$ -</u>	<u>\$ -</u>	<u>\$ -</u>

13. - 16. No significant changes.

17. Sale, Transfer and Servicing of Financial Assets and Extinguishment of Liabilities

A. – B. N/A

C. Wash Sales

In the course of the reporting entity's asset management, securities are sold and reacquired within 30 days of the sale date. The details of NAIC designation 3 or below securities sold during the quarter ended June 30, 2017 and reacquired within 30 days of the sale date are:

None. The Company did not have any Wash Sales during the quarter ended June 30, 2017.

18. - 19. No significant changes.

20. Fair Value Measurements

A. Asset and Liabilities Measured and Reported at Fair Value
N/A

B. Other Fair Value Disclosures
N/A

C. Fair Values for All Financial Instruments

Types of Financial Instrument	Aggregate Fair Value	Admitted Assets	(Level 1)	(Level 2)	(Level 3)	Not Practical (Carrying Value)
Financial instruments – Assets:						
Bonds	\$ 243,960	\$ 245,537	\$ 243,770	\$ 190	\$ -	\$ -
Cash, cash equivalents and short-term investments	4,918,788	4,918,788	4,918,788	-	-	-
Total assets	\$ 5,162,748	\$ 5,164,325	\$ 5,162,558	\$ 190	\$ -	\$ -

D. N/A

21. No significant changes.

22. Events Subsequent

NBIC Holdings, Inc. (“NBICHI”) has entered into an agreement whereby Heritage Insurance Holdings, Inc. will acquire 100% of the issued and outstanding shares of NBICHI. The sale of the NBICHI is subject to regulatory approvals.

23. - 24. No significant changes.

25. Changes in Incurred Losses and Loss Adjustment Expenses

Reserves for losses and loss adjustment expenses as of December 31, 2016 were \$328,472. For the six months ended June 30, 2017, \$12,601 had been paid for net incurred claims and claim adjustment expenses attributable to insured events of prior years. Reserves remaining for prior policy years are at \$326,345. There has been \$10,474 of unfavorable prior-year development from December 31, 2016 to June 30, 2017. Original reserve estimates are increased or decreased as additional information becomes available. The Company does not issue retrospectively rated policies.

26. – 36. No significant changes.

GENERAL INTERROGATORIES

PART 1 - COMMON INTERROGATORIES GENERAL

- 1.1 Did the reporting entity experience any material transactions requiring the filing of Disclosure of Material Transactions with the State of Domicile, as required by the Model Act? Yes [] No [X]
- 1.2 If yes, has the report been filed with the domiciliary state? Yes [] No []
- 2.1 Has any change been made during the year of this statement in the charter, by-laws, articles of incorporation, or deed of settlement of the reporting entity? Yes [] No [X]
- 2.2 If yes, date of change:
- 3.1 Is the reporting entity a member of an Insurance Holding Company System consisting of two or more affiliated persons, one or more of which is an insurer? Yes [X] No []
If yes, complete Schedule Y, Parts 1 and 1A.
- 3.2 Have there been any substantial changes in the organizational chart since the prior quarter end? Yes [] No [X]
- 3.3 If the response to 3.2 is yes, provide a brief description of those changes.
.....
- 4.1 Has the reporting entity been a party to a merger or consolidation during the period covered by this statement? Yes [] No [X]
- 4.2 If yes, provide the name of entity, NAIC Company Code, and state of domicile (use two letter state abbreviation) for any entity that has ceased to exist as a result of the merger or consolidation.

1 Name of Entity	2 NAIC Company Code	3 State of Domicile

5. If the reporting entity is subject to a management agreement, including third-party administrator(s), managing general agent(s), attorney-in-fact, or similar agreement, have there been any significant changes regarding the terms of the agreement or principals involved? Yes [] No [X] NA []
If yes, attach an explanation.
- 6.1 State as of what date the latest financial examination of the reporting entity was made or is being made.12/31/2013
- 6.2 State the as of date that the latest financial examination report became available from either the state of domicile or the reporting entity. This date should be the date of the examined balance sheet and not the date the report was completed or released.12/31/2013
- 6.3 State as of what date the latest financial examination report became available to other states or the public from either the state of domicile or the reporting entity. This is the release date or completion date of the examination report and not the date of the examination (balance sheet date).05/07/2015
- 6.4 By what department or departments?
RHODE ISLAND DEPARTMENT OF BUSINESS REGULATION - INSURANCE DIVISION.....
- 6.5 Have all financial statement adjustments within the latest financial examination report been accounted for in a subsequent financial statement filed with Departments? Yes [] No [] NA [X]
- 6.6 Have all of the recommendations within the latest financial examination report been complied with? Yes [X] No [] NA []
- 7.1 Has this reporting entity had any Certificates of Authority, licenses or registrations (including corporate registration, if applicable) suspended or revoked by any governmental entity during the reporting period? Yes [] No [X]
- 7.2 If yes, give full information:
.....
- 8.1 Is the company a subsidiary of a bank holding company regulated by the Federal Reserve Board?..... Yes [] No [X]
- 8.2 If response to 8.1 is yes, please identify the name of the bank holding company.
.....
- 8.3 Is the company affiliated with one or more banks, thrifts or securities firms?..... Yes [] No [X]
- 8.4 If response to 8.3 is yes, please provide below the names and location (city and state of the main office) of any affiliates regulated by a federal regulatory services agency [i.e. the Federal Reserve Board (FRB), the Office of the Comptroller of the Currency (OCC), the Federal Deposit Insurance Corporation (FDIC) and the Securities Exchange Commission (SEC)] and identify the affiliate's primary federal regulator.]

1 Affiliate Name	2 Location (City, State)	3 FRB	4 OCC	5 FDIC	6 SEC

GENERAL INTERROGATORIES

- 9.1 Are the senior officers (principal executive officer, principal financial officer, principal accounting officer or controller, or persons performing similar functions) of the reporting entity subject to a code of ethics, which includes the following standards? Yes No
- (a) Honest and ethical conduct, including the ethical handling of actual or apparent conflicts of interest between personal and professional relationships;
 - (b) Full, fair, accurate, timely and understandable disclosure in the periodic reports required to be filed by the reporting entity;
 - (c) Compliance with applicable governmental laws, rules and regulations;
 - (d) The prompt internal reporting of violations to an appropriate person or persons identified in the code; and
 - (e) Accountability for adherence to the code.

9.11 If the response to 9.1 is No, please explain:
.....

- 9.2 Has the code of ethics for senior managers been amended? Yes No

9.21 If the response to 9.2 is Yes, provide information related to amendment(s).
.....

- 9.3 Have any provisions of the code of ethics been waived for any of the specified officers? Yes No

9.31 If the response to 9.3 is Yes, provide the nature of any waiver(s).
.....

FINANCIAL

- 10.1 Does the reporting entity report any amounts due from parent, subsidiaries or affiliates on Page 2 of this statement? Yes No

10.2 If yes, indicate any amounts receivable from parent included in the Page 2 amount: \$46,929

INVESTMENT

- 11.1 Were any of the stocks, bonds, or other assets of the reporting entity loaned, placed under option agreement, or otherwise made available for use by another person? (Exclude securities under securities lending agreements.) Yes No

11.2 If yes, give full and complete information relating thereto:
.....

12. Amount of real estate and mortgages held in other invested assets in Schedule BA: \$

13. Amount of real estate and mortgages held in short-term investments: \$

- 14.1 Does the reporting entity have any investments in parent, subsidiaries and affiliates? Yes No

14.2 If yes, please complete the following:

	1 Prior Year-End Book/Adjusted Carrying Value	2 Current Quarter Book/Adjusted Carrying Value
14.21 Bonds	\$	\$
14.22 Preferred Stock	\$	\$
14.23 Common Stock	\$	\$
14.24 Short-Term Investments	\$	\$
14.25 Mortgage Loans on Real Estate	\$	\$
14.26 All Other	\$	\$
14.27 Total Investment in Parent, Subsidiaries and Affiliates (Subtotal Lines 14.21 to 14.26).....	\$0	\$0
14.28 Total Investment in Parent included in Lines 14.21 to 14.26 above	\$	\$

- 15.1 Has the reporting entity entered into any hedging transactions reported on Schedule DB? Yes No

- 15.2 If yes, has a comprehensive description of the hedging program been made available to the domiciliary state? Yes No

If no, attach a description with this statement.

STATEMENT AS OF JUNE 30, 2017 OF THE PAWTUCKET INSURANCE COMPANY

GENERAL INTERROGATORIES

- 16 For the reporting entity's security lending program, state the amount of the following as of the current statement date:
- 16.1 Total fair value of reinvested collateral assets reported on Schedule DL, Parts 1 and 2 \$.....0
 - 16.2 Total book adjusted/carrying value of reinvested collateral assets reported on Schedule DL, Parts 1 and 2 \$.....0
 - 16.3 Total payable for securities lending reported on the liability page \$.....0

17. Excluding items in Schedule E – Part 3 – Special Deposits, real estate, mortgage loans and investments held physically in the reporting entity's offices, vaults or safety deposit boxes, were all stocks, bonds and other securities, owned throughout the current year held pursuant to a custodial agreement with a qualified bank or trust company in accordance with Section 1, III – General Examination Considerations, F. Outsourcing of Critical Functions, Custodial or Safekeeping Agreements of the NAIC *Financial Condition Examiners Handbook*? Yes [X] No []

17.1 For all agreements that comply with the requirements of the NAIC *Financial Condition Examiners Handbook*, complete the following:

1 Name of Custodian(s)	2 Custodian Address
BANK OF AMERICA.....	100 WESTMINSTER STREET, PROVIDENCE, RI 02903.....

17.2 For all agreements that do not comply with the requirements of the NAIC *Financial Condition Examiners Handbook*, provide the name, location and a complete explanation:

1 Name(s)	2 Location(s)	3 Complete Explanation(s)

17.3 Have there been any changes, including name changes, in the custodian(s) identified in 17.1 during the current quarter? Yes [] No [X]

17.4 If yes, give full and complete information relating thereto:

1 Old Custodian	2 New Custodian	3 Date of Change	4 Reason

17.5 Investment management – Identify all investment advisors, investment managers, broker/dealers, including individuals that have the authority to make investment decisions on behalf of the reporting entity. For assets that are managed internally by employees of the reporting entity, note as such. [...that have access to the investment accounts"; "...handle securities"]

1 Name of Firm or Individual	2 Affiliation
NEW ENGLAND ASSET MANAGMENT.....	U.....
KIRK HOWARD LUSK.....	I.....

17.5097 For those firms/individuals listed in the table for Question 17.5, do any firms/individuals unaffiliated with the reporting entity (i.e., designated with a "U") manage more than 10% of the reporting entity's assets? Yes [] No [X]

17.5098 For firms/individuals unaffiliated with the reporting entity (i.e., designated with a "U") listed in the table for Question 17.5, does the total assets under management aggregate to more than 50% of the reporting entity's assets? Yes [] No [X]

17.6 For those firms or individuals listed in the table for 17.5 with an affiliation code of "A" (affiliated) or "U" (unaffiliated), provide the information for the table below.

1 Central Registration Depository Number	2 Name of Firm or Individual	3 Legal Entity Identifier (LEI)	4 Registered With	5 Investment Management Agreement (IMA) Filed
105900.....	NEW ENGLAND ASSET MANAGEMENT...	KUR85E5PS4G0FZTFC130.....	SEC.....	NO.....

18.1 Have all the filing requirements of the *Purposes and Procedures Manual of the NAIC Investment Analysis Office* been followed? Yes [X] No []

18.2 If no, list exceptions:
.....

SCHEDULE F - CEDED REINSURANCE

Showing All New Reinsurers - Current Year to Date

1 NAIC Company Code	2 ID Number	3 Name of Reinsurer	4 Domiciliary Jurisdiction	5 Type of Reinsurer	6 Certified Reinsurer Rating (1 through 6)	7 Effective Date of Certified Reinsurer Rating
NONE						

STATEMENT AS OF JUNE 30, 2017 OF THE PAWTUCKET INSURANCE COMPANY

SCHEDULE T - EXHIBIT OF PREMIUMS WRITTEN

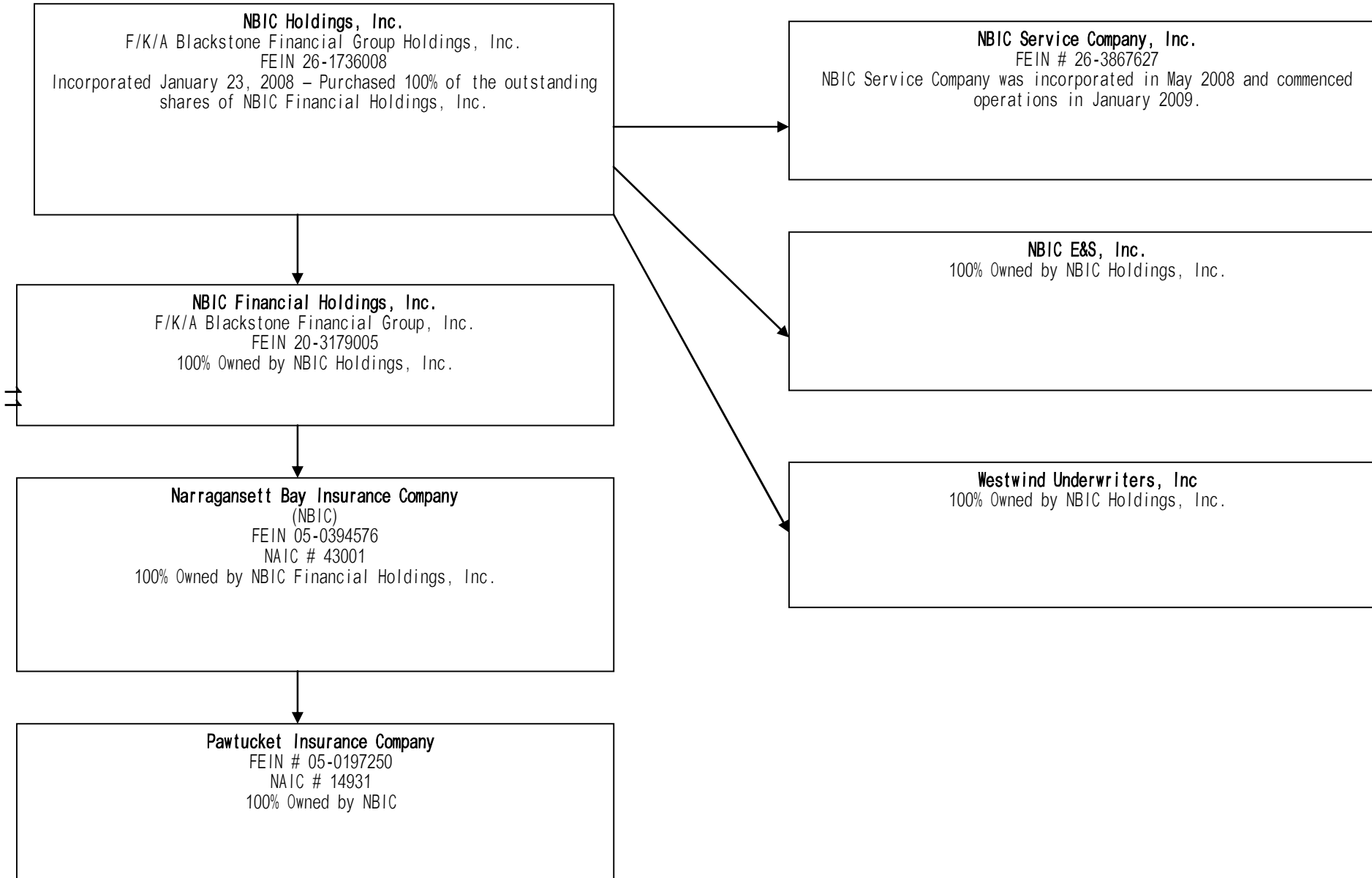
Current Year to Date – Allocated by States and Territories

States, etc.	1 Active Status	Direct Premiums Written		Direct Losses Paid (Deducting Salvage)		Direct Losses Unpaid	
		2 Current Year To Date	3 Prior Year To Date	4 Current Year To Date	5 Prior Year To Date	6 Current Year To Date	7 Prior Year To Date
1. Alabama	AL	N	0	0	0	0	0
2. Alaska	AK	N	0	0	0	0	0
3. Arizona	AZ	N	0	0	0	0	0
4. Arkansas	AR	N	0	0	0	0	0
5. California	CA	N	0	0	0	0	0
6. Colorado	CO	N	0	0	0	0	0
7. Connecticut	CT	N	0	0	0	0	0
8. Delaware	DE	N	0	0	(247)	0	0
9. Dist. Columbia	DC	N	0	0	0	0	0
10. Florida	FL	N	0	0	0	0	0
11. Georgia	GA	N	0	0	0	0	0
12. Hawaii	HI	N	0	0	0	0	0
13. Idaho	ID	N	0	0	0	0	0
14. Illinois	IL	N	0	0	0	0	0
15. Indiana	IN	N	0	0	0	0	0
16. Iowa	IA	N	0	0	0	0	0
17. Kansas	KS	N	0	0	0	0	0
18. Kentucky	KY	N	0	0	0	0	0
19. Louisiana	LA	N	0	0	0	0	0
20. Maine	ME	N	0	(10)	0	0	0
21. Maryland	MD	N	0	0	0	0	0
22. Massachusetts	MA	N	0	0	0	0	0
23. Michigan	MI	N	0	0	0	0	0
24. Minnesota	MN	N	0	0	0	0	0
25. Mississippi	MS	N	0	0	0	0	0
26. Missouri	MO	N	0	0	0	0	0
27. Montana	MT	N	0	0	0	0	0
28. Nebraska	NE	N	0	0	0	0	0
29. Nevada	NV	N	0	0	0	0	0
30. New Hampshire	NH	L	0	(510)	(560)	0	0
31. New Jersey	NJ	L	0	0	0	123,427	117,400
32. New Mexico	NM	N	0	0	0	0	0
33. New York	NY	L	0	0	0	0	0
34. No. Carolina	NC	N	0	0	0	0	0
35. No. Dakota	ND	N	0	0	0	0	0
36. Ohio	OH	N	0	0	0	0	0
37. Oklahoma	OK	N	0	0	0	0	0
38. Oregon	OR	N	0	0	0	0	0
39. Pennsylvania	PA	N	0	0	0	0	0
40. Rhode Island	RI	L	0	0	0	50,322	51,348
41. So. Carolina	SC	N	0	0	0	0	0
42. So. Dakota	SD	N	0	0	0	0	0
43. Tennessee	TN	N	0	0	0	0	0
44. Texas	TX	N	0	0	0	0	0
45. Utah	UT	N	0	0	0	0	0
46. Vermont	VT	N	0	(298)	(785)	0	0
47. Virginia	VA	N	0	0	0	0	0
48. Washington	WA	N	0	0	0	0	0
49. West Virginia	WV	N	0	0	0	0	0
50. Wisconsin	WI	N	0	0	0	0	0
51. Wyoming	WY	N	0	0	0	0	0
52. American Samoa	AS	N	0	0	0	0	0
53. Guam	GU	N	0	0	0	0	0
54. Puerto Rico	PR	N	0	0	0	0	0
55. U.S. Virgin Islands	VI	N	0	0	0	0	0
56. Northern Mariana Islands	MP	N	0	0	0	0	0
57. Canada	CAN	N	0	0	0	0	0
58. Aggregate Other Alien	OT	XXX	0	0	0	0	0
59. Totals	(a)	4	0	(818)	(1,592)	173,749	168,748
DETAILS OF WRITE-INS							
58001.	XXX						
58002.	XXX						
58003.	XXX						
58998. Summary of remaining write-ins for Line 58 from overflow page.	XXX	0	0	0	0	0	0
58999. TOTALS (Lines 58001 through 58003 plus 58998) (Line 58 above)	XXX	0	0	0	0	0	0

(L) Licensed or Chartered - Licensed Insurance Carrier or Domiciled RRG; (R) Registered - Non-domiciled RRGs; (Q) Qualified - Qualified or Accredited Reinsurer; (E) Eligible - Reporting Entities eligible or approved to write Surplus Lines in the state (other than their state of domicile – see DSLI); (D) DSLI – Domestic Surplus Lines Insurer (DSLI) – Reporting entities authorized to write Surplus Lines in the state of domicile; (N) None of the above - Not allowed to write business in the state.

(a) Insert the number of D and L responses except for Canada and Other Alien.

**SCHEDULE Y – INFORMATION CONCERNING ACTIVITIES OF INSURER MEMBERS OF A HOLDING COMPANY GROUP
PART 1 – ORGANIZATIONAL CHART**



STATEMENT AS OF JUNE 30, 2017 OF THE PAWTUCKET INSURANCE COMPANY

PART 1 - LOSS EXPERIENCE

Line of Business	Current Year to Date			4 Prior Year to Date Direct Loss Percentage
	1 Direct Premiums Earned	2 Direct Losses Incurred	3 Direct Loss Percentage	
1. Fire			0.0	0.0
2. Allied lines			0.0	0.0
3. Farmowners multiple peril			0.0	0.0
4. Homeowners multiple peril		(866)	0.0	0.0
5. Commercial multiple peril		559	0.0	0.0
6. Mortgage guaranty			0.0	0.0
8. Ocean marine			0.0	0.0
9. Inland marine		0	0.0	0.0
10. Financial guaranty			0.0	0.0
11.1 Medical professional liability -occurrence			0.0	0.0
11.2 Medical professional liability -claims made			0.0	0.0
12. Earthquake			0.0	0.0
13. Group accident and health			0.0	0.0
14. Credit accident and health			0.0	0.0
15. Other accident and health			0.0	0.0
16. Workers' compensation			0.0	0.0
17.1 Other liability occurrence			0.0	0.0
17.2 Other liability-claims made			0.0	0.0
17.3 Excess Workers' Compensation			0.0	0.0
18.1 Products liability-occurrence			0.0	0.0
18.2 Products liability-claims made			0.0	0.0
19.1,19.2 Private passenger auto liability			0.0	0.0
19.3,19.4 Commercial auto liability			0.0	0.0
21. Auto physical damage		(510)	0.0	0.0
22. Aircraft (all perils)			0.0	0.0
23. Fidelity			0.0	0.0
24. Surety			0.0	0.0
26. Burglary and theft			0.0	0.0
27. Boiler and machinery			0.0	0.0
28. Credit			0.0	0.0
29. International			0.0	0.0
30. Warranty			0.0	0.0
31. Reinsurance - Nonproportional Assumed Property	XXX	XXX	XXX	XXX
32. Reinsurance - Nonproportional Assumed Liability	XXX	XXX	XXX	XXX
33. Reinsurance - Nonproportional Assumed Financial Lines	XXX	XXX	XXX	XXX
34. Aggregate write-ins for other lines of business	0	0	0.0	0.0
35. TOTALS	0	(817)	0.0	0.0
DETAILS OF WRITE-INS				
3401.			0.0	0.0
3402.			0.0	0.0
3403.			0.0	0.0
3498. Sum. of remaining write-ins for Line 34 from overflow page	0	0	0.0	0.0
3499. Totals (Lines 3401 through 3403 plus 3498) (Line 34)	0	0	0.0	0.0

PART 2 - DIRECT PREMIUMS WRITTEN

Line of Business	1 Current Quarter	2 Current Year to Date	3 Prior Year Year to Date
1. Fire	0		0
2. Allied lines	0		0
3. Farmowners multiple peril	0		0
4. Homeowners multiple peril	0		0
5. Commercial multiple peril	0		0
6. Mortgage guaranty	0		0
8. Ocean marine	0		0
9. Inland marine	0		0
10. Financial guaranty	0		0
11.1 Medical professional liability-occurrence	0		0
11.2 Medical professional liability-claims made	0		0
12. Earthquake	0		0
13. Group accident and health	0		0
14. Credit accident and health	0		0
15. Other accident and health	0		0
16. Workers' compensation	0		0
17.1 Other liability occurrence	0		0
17.2 Other liability-claims made	0		0
17.3 Excess Workers' Compensation	0		0
18.1 Products liability-occurrence	0		0
18.2 Products liability-claims made	0		0
19.1,19.2 Private passenger auto liability	0		0
19.3,19.4 Commercial auto liability	0		0
21. Auto physical damage	0		0
22. Aircraft (all perils)	0		0
23. Fidelity	0		0
24. Surety	0		0
26. Burglary and theft	0		0
27. Boiler and machinery	0		0
28. Credit	0		0
29. International	0		0
30. Warranty	0		0
31. Reinsurance - Nonproportional Assumed Property	XXX	XXX	XXX
32. Reinsurance - Nonproportional Assumed Liability	XXX	XXX	XXX
33. Reinsurance - Nonproportional Assumed Financial Lines	XXX	XXX	XXX
34. Aggregate write-ins for other lines of business	0	0	0
35. TOTALS	0	0	0
DETAILS OF WRITE-INS			
3401.			
3402.			
3403.			
3498. Sum. of remaining write-ins for Line 34 from overflow page	0	0	0
3499. Totals (Lines 3401 through 3403 plus 3498) (Line 34)	0	0	0

NONE

STATEMENT AS OF JUNE 30, 2017 OF THE PAWTUCKET INSURANCE COMPANY

PART 3 (000 omitted)

LOSS AND LOSS ADJUSTMENT EXPENSE RESERVES SCHEDULE

	1	2	3	4	5	6	7	8	9	10	11	12	13
Years in Which Losses Occurred	Prior Year-End Known Case Loss and LAE Reserves	Prior Year-End IBNR Loss and LAE Reserves	Total Prior Year-End Loss and LAE Reserves (Cols. 1 + 2)	2017 Loss and LAE Payments on Claims Reported as of Prior Year-End	2017 Loss and LAE Payments on Claims Unreported as of Prior Year-End	Total 2017 Loss and LAE Payments (Cols. 4 + 5)	Q.S. Date Known Case Loss and LAE Reserves on Claims Reported and Open as of Prior Year End	Q.S. Date Known Case Loss and LAE Reserves on Claims Reported or Reopened Subsequent to Prior Year End	Q.S. Date IBNR Loss and LAE Reserves	Total Q.S. Loss and LAE Reserves (Cols.7 + 8 + 9)	Prior Year-End Known Case Loss and LAE Reserves Developed (Savings)/ Deficiency (Cols. 4 + 7 minus Col. 1)	Prior Year-End IBNR Loss and LAE Reserves Developed (Savings)/ Deficiency (Cols. 5 + 8 + 9 minus Col. 2)	Prior Year-End Total Loss and LAE Reserve Developed (Savings)/ Deficiency (Cols. 11 + 12)
1. 2014 + Prior	103	225	328	13		13	101	0	225	326	10	0	10
2. 2015			0			0				0	0	0	0
3. Subtotals 2015 + prior	103	225	328	13	0	13	101	0	225	326	10	0	10
4. 2016			0			0				0	0	0	0
5. Subtotals 2016 + prior	103	225	328	13	0	13	101	0	225	326	10	0	10
6. 2017	XXX	XXX	XXX	XXX		0	XXX			0	XXX	XXX	XXX
7. Totals	103	225	328	13	0	13	101	0	225	326	10	0	10
8. Prior Year-End Surplus As Regards Policy-holders	3,082												
											Col. 11, Line 7 As % of Col. 1, Line 7	Col. 12, Line 7 As % of Col. 2, Line 7	Col. 13, Line 7 As % of Col. 3, Line 7
											1. 10.1	2. 0.0	3. 3.2
													Col. 13, Line 7 Line 8
													4. 0.3

SUPPLEMENTAL EXHIBITS AND SCHEDULES INTERROGATORIES





The following supplemental reports are required to be filed as part of your statement filing. However, in the event that your company does not transact the type of business for which the special report must be filed, your response of **NO** to the specific interrogatory will be accepted in lieu of filing a "NONE" report and a bar code will be printed below. If the supplement is required of your company but is not being filed for whatever reason enter **SEE EXPLANATION** and provide an explanation following the interrogatory questions.

	<u>Response</u>
1. Will the Trusteed Surplus Statement be filed with the state of domicile and the NAIC with this statement?NO.....
2. Will Supplement A to Schedule T (Medical Professional Liability Supplement) be filed with this statement?NO.....
3. Will the Medicare Part D Coverage Supplement be filed with the state of domicile and the NAIC with this statement?NO.....
4. Will the Director and Officer Insurance Coverage Supplement be filed with the state of domicile and the NAIC with this statement?NO.....

Explanation:

- 1.
- 2.
- 3.
- 4.

Bar Code:

1.	 1 4 9 3 1 2 0 1 7 4 9 0 0 0 0 0 2
2.	 1 4 9 3 1 2 0 1 7 4 5 5 0 0 0 0 2
3.	 1 4 9 3 1 2 0 1 7 3 6 5 0 0 0 0 2
4.	 1 4 9 3 1 2 0 1 7 5 0 5 0 0 0 0 2

OVERFLOW PAGE FOR WRITE-INS

STATEMENT AS OF JUNE 30, 2017 OF THE PAWTUCKET INSURANCE COMPANY

SCHEDULE A – VERIFICATION

Real Estate

	1 Year To Date	2 Prior Year Ended December 31
1. Book/adjusted carrying value, December 31 of prior year	1,725,000	1,782,500
2. Cost of acquired:		
2.1 Actual cost at time of acquisition		0
2.2 Additional investment made after acquisition		0
3. Current year change in encumbrances		0
4. Total gain (loss) on disposals		0
5. Deduct amounts received on disposals		0
6. Total foreign exchange change in book/adjusted carrying value		0
7. Deduct current year's other-than-temporary impairment recognized		0
8. Deduct current year's depreciation	28,750	57,500
9. Book/adjusted carrying value at the end of current period (Lines 1+2+3+4-5+6-7-8)	1,696,250	1,725,000
10. Deduct total nonadmitted amounts	0	0
11. Statement value at end of current period (Line 9 minus Line 10)	1,696,250	1,725,000

SCHEDULE B – VERIFICATION

Mortgage Loans

	1 Year To Date	2 Prior Year Ended December 31
1. Book value/recorded investment excluding accrued interest, December 31 of prior year	0	0
2. Cost of acquired:		
2.1 Actual cost at time of acquisition		0
2.2 Additional investment made after acquisition		0
3. Capitalized deferred interest and other		0
4. Accrual of discount		0
5. Unrealized valuation increase (decrease)		0
6. Total gain (loss) on disposals		0
7. Deduct amounts received on disposals		0
8. Deduct amortization of premium and mortgage interest points and commitment fees		0
9. Total foreign exchange change in book value/recorded investment excluding accrued interest		0
10. Deduct current year's other-than-temporary impairment recognized		0
11. Book value/recorded investment excluding accrued interest at end of current period (Lines 1+2+3+4+5+6-7-8+9-10)	0	0
12. Total valuation allowance		0
13. Subtotal (Line 11 plus Line 12)	0	0
14. Deduct total nonadmitted amounts	0	0
15. Statement value at end of current period (Line 13 minus Line 14)	0	0

NONE

SCHEDULE BA – VERIFICATION

Other Long-Term Invested Assets

	1 Year To Date	2 Prior Year Ended December 31
1. Book/adjusted carrying value, December 31 of prior year	0	0
2. Cost of acquired:		
2.1 Actual cost at time of acquisition		0
2.2 Additional investment made after acquisition		0
3. Capitalized deferred interest and other		0
4. Accrual of discount		0
5. Unrealized valuation increase (decrease)		0
6. Total gain (loss) on disposals		0
7. Deduct amounts received on disposals		0
8. Deduct amortization of premium and depreciation		0
9. Total foreign exchange change in book/adjusted carrying value		0
10. Deduct current year's other-than-temporary impairment recognized		0
11. Book/adjusted carrying value at end of current period (Lines 1+2+3+4+5+6-7+8+9-10)	0	0
12. Deduct total nonadmitted amounts	0	0
13. Statement value at end of current period (Line 11 minus Line 12)	0	0

NONE

SCHEDULE D – VERIFICATION

Bonds and Stocks

	1 Year To Date	2 Prior Year Ended December 31
1. Book/adjusted carrying value of bonds and stocks, December 31 of prior year	246,010	302,427
2. Cost of bonds and stocks acquired		245,069
3. Accrual of discount	221	63
4. Unrealized valuation increase (decrease)		0
5. Total gain (loss) on disposals		244
6. Deduct consideration for bonds and stocks disposed of	693	301,786
7. Deduct amortization of premium		8
8. Total foreign exchange change in book/adjusted carrying value		0
9. Deduct current year's other-than-temporary impairment recognized		0
10. Book/adjusted carrying value at end of current period (Lines 1+2+3+4+5-6-7+8-9)	245,538	246,010
11. Deduct total nonadmitted amounts	0	0
12. Statement value at end of current period (Line 10 minus Line 11)	245,538	246,010

STATEMENT AS OF JUNE 30, 2017 OF THE PAWTUCKET INSURANCE COMPANY

SCHEDULE D - PART 1B

Showing the Acquisitions, Dispositions and Non-Trading Activity
During the Current Quarter for all Bonds and Preferred Stock by NAIC Designation

NAIC Designation	1 Book/Adjusted Carrying Value Beginning of Current Quarter	2 Acquisitions During Current Quarter	3 Dispositions During Current Quarter	4 Non-Trading Activity During Current Quarter	5 Book/Adjusted Carrying Value End of First Quarter	6 Book/Adjusted Carrying Value End of Second Quarter	7 Book/Adjusted Carrying Value End of Third Quarter	8 Book/Adjusted Carrying Value December 31 Prior Year
BONDS								
1. NAIC 1 (a).....	718,033	2,617	349	111	718,033	720,412	0	339,044
2. NAIC 2 (a).....	0				0	0	0	0
3. NAIC 3 (a).....	0				0	0	0	0
4. NAIC 4 (a).....	0				0	0	0	0
5. NAIC 5 (a).....	0				0	0	0	0
6. NAIC 6 (a).....	0				0	0	0	0
7. Total Bonds	718,033	2,617	349	111	718,033	720,412	0	339,044
PREFERRED STOCK								
8. NAIC 1.....	0				0	0	0	0
9. NAIC 2.....	0				0	0	0	0
10. NAIC 3.....	0				0	0	0	0
11. NAIC 4.....	0				0	0	0	0
12. NAIC 5.....	0				0	0	0	0
13. NAIC 6.....	0				0	0	0	0
14. Total Preferred Stock.....	0	0	0	0	0	0	0	0
15. Total Bonds & Preferred Stock	718,033	2,617	349	111	718,033	720,412	0	339,044

(a) Book/Adjusted Carrying Value column for the end of the current reporting period includes the following amount of short-term and cash equivalent bonds by NAIC designation: NAIC 1 \$474,875 ; NAIC 2 \$;
NAIC 3 \$; NAIC 4 \$; NAIC 5 \$; NAIC 6 \$

S102

SCHEDULE DA - PART 1

Short-Term Investments

	1	2	3	4	5
	Book/Adjusted Carrying Value	Par Value	Actual Cost	Interest Collected Year To Date	Paid for Accrued Interest Year To Date
9199999	474,875	XXX	474,875	765	

SCHEDULE DA - VERIFICATION

Short-Term Investments

	1	2
	Year To Date	Prior Year Ended December 31
1. Book/adjusted carrying value, December 31 of prior year.....	471,894	415,358
2. Cost of short-term investments acquired	381,841	976,751
3. Accrual of discount		0
4. Unrealized valuation increase (decrease).....		0
5. Total gain (loss) on disposals		0
6. Deduct consideration received on disposals	378,860	920,215
7. Deduct amortization of premium.....		0
8. Total foreign exchange change in book/adjusted carrying value.....		0
9. Deduct current year's other-than-temporary impairment recognized.....		0
10. Book/adjusted carrying value at end of current period (Lines 1+2+3+4+5-6-7+8-9).....	474,875	471,894
11. Deduct total nonadmitted amounts.....		0
12. Statement value at end of current period (Line 10 minus Line 11)	474,875	471,894

Schedule DB - Part A - Verification

NONE

Schedule DB - Part B - Verification

NONE

Schedule DB - Part C - Section 1

NONE

Schedule DB - Part C - Section 2

NONE

Schedule DB - Verification

NONE

Schedule E - Verification

NONE

Schedule A - Part 2

NONE

Schedule A - Part 3

NONE

Schedule B - Part 2

NONE

Schedule B - Part 3

NONE

Schedule BA - Part 2

NONE

Schedule BA - Part 3

NONE

Schedule D - Part 3

NONE

STATEMENT AS OF JUNE 30, 2017 OF THE PAWTUCKET INSURANCE COMPANY

SCHEDULE D - PART 4

Show All Long-Term Bonds and Stock Sold, Redeemed or Otherwise Disposed of During the Current Quarter

1 CUSIP Identification	2 Description	3 Foreign	4 Disposal Date	5 Name of Purchaser	6 Number of Shares of Stock	7 Consideration	8 Par Value	9 Actual Cost	10 Prior Year Book/Adjusted Carrying Value	Change in Book/Adjusted Carrying Value					16 Book/Adjusted Carrying Value at Disposal Date	17 Foreign Exchange Gain (Loss) on Disposal	18 Realized Gain (Loss) on Disposal	19 Total Gain (Loss) on Disposal	20 Bond Interest/Stock Dividends Received During Year	21 Stated Contractual Maturity Date	22 NAIC Designation or Market Indicator (a)	
										11 Unrealized Valuation Increase/ (Decrease)	12 Current Year's (Amortization)/ Accretion	13 Current Year's Other Than Temporary Impairment Recognized	14 Total Change in B./A.C.V. (11+12-13)	15 Total Foreign Exchange Change in B./A.C.V.								
Bonds - U.S. Governments																						
36201P-Z2-4	GOVERNMENT NATL MTG ASSOC #589461		06/01/2017	PAYDOWN		349	349	356	349					0		349		0	0	8	08/15/2017	1FE
0599999 - Bonds - U.S. Governments						349	349	356	349	0	0	0	0	0	349	0	0	0	8	XXX	XXX	
8399997 - Subtotals - Bonds - Part 4						349	349	356	349	0	0	0	0	0	349	0	0	0	8	XXX	XXX	
8399999 - Subtotals - Bonds						349	349	356	349	0	0	0	0	0	349	0	0	0	8	XXX	XXX	
9999999 Totals						349	XXX	356	349	0	0	0	0	0	349	0	0	0	8	XXX	XXX	

(a) For all common stock bearing the NAIC market indicator "U" provide: the number of such issues

E05

Schedule DB - Part A - Section 1

NONE

Schedule DB - Part B - Section 1

NONE

Schedule DB - Part D - Section 1

NONE

Schedule DB - Part D - Section 2

NONE

Schedule DL - Part 1

NONE

Schedule DL - Part 2

NONE

STATEMENT AS OF JUNE 30, 2017 OF THE PAWTUCKET INSURANCE COMPANY

SCHEDULE E - PART 2 - CASH EQUIVALENTS

Show Investments Owned End of Current Quarter

1 Description	2 Code	3 Date Acquired	4 Rate of Interest	5 Maturity Date	6 Book/Adjusted Carrying Value	7 Amount of Interest Due & Accrued	8 Amount Received During Year
NONE							
8699999 Total Cash Equivalents					0	0	0

E13