



ANNUAL STATEMENT

For the Year Ended December 31, 2018
of the Condition and Affairs of the

Metropolitan Direct Property and Casualty Insurance Company

NAIC Group Code.....	241, 241 (Current Period) (Prior Period)	NAIC Company Code.....	25321	Employer's ID Number.....	23-1903575
Organized under the Laws of RI		State of Domicile or Port of Entry RI		Country of Domicile	US
Incorporated/Organized.....	May 24, 1949	Commenced Business.....	June 1, 1949		
Statutory Home Office	700 Quaker Lane .. Warwick .. RI .. US .. 02886-6669 <i>(Street and Number) (City or Town, State, Country and Zip Code)</i>				
Main Administrative Office	700 Quaker Lane .. Warwick .. RI .. US .. 02886-6669 <i>(Street and Number) (City or Town, State, Country and Zip Code)</i>			401-827-2400 <i>(Area Code) (Telephone Number)</i>	
Mail Address	PO Box 350, 700 Quaker Lane .. Warwick .. RI .. US .. 02887-0350 <i>(Street and Number or P. O. Box) (City or Town, State, Country and Zip Code)</i>				
Primary Location of Books and Records	700 Quaker Lane .. Warwick .. RI .. US .. 02886-6669 <i>(Street and Number) (City or Town, State, Country and Zip Code)</i>			800-638-4208 <i>(Area Code) (Telephone Number)</i>	
Internet Web Site Address	www.metlife.com				
Statutory Statement Contact	Kevin Paul Swift <i>(Name)</i>			800-638-4208 <i>(Area Code) (Telephone Number)</i>	
	kswift@metlife.com <i>(E-Mail Address)</i>			401-827-2315 <i>(Fax Number)</i>	

OFFICERS

Name	Title	Name	Title
1. Kishore Ponnayolu	President	2. Maura Catherine Travers	Assistant General Counsel and Secretary
3. Michael John Bednarick	Vice President and Chief Financial Officer	4. Edward Allen Spehar Jr. #	Treasurer

OTHER

Zulfi Shafaat Ahmed	Senior Vice President and Chief Information Security Officer	Robert Edward Bean	Vice President
Kevin Chean	Vice President	Charles Patrick Connery #	Vice President and Assistant Treasurer
Darla Ann Finchum	Vice President	Barbara Jean Furr	Vice President
Paul Edward Gavin	Senior Vice President	Lorene Elsie Guardado	Vice President
Lise Ann Hasegawa	Vice President	Michelle Lee Kolodziejczak	Vice President
Richard Jay Leist #	Executive Vice President and Executive Investment Officer	Richard Paul Lonardo	Vice President
Aaron Matthew McClain #	Vice President	Albert Montoya #	Vice President and Investment Officer
Robert Francis Nostramo	Vice President and General Counsel	Kevin Stanley Redgate #	Senior Vice President and Senior Investment Officer
Christopher Timothy Rhodes	Vice President	James Sheridan Stevens #	Vice President and Investment Officer
Richard Andrew Stevens	Vice President and Controller	Calvin Tyrone Strong	Vice President

DIRECTORS OR TRUSTEES

Michael John Bednarick	Barbara Jean Furr	Paul Edward Gavin	Kishore Ponnayolu
------------------------	-------------------	-------------------	-------------------

State of..... Rhode Island
County of..... Kent

The officers of this reporting entity being duly sworn, each depose and say that they are the described officers of said reporting entity, and that on the reporting period stated above, all of the herein described assets were the absolute property of the said reporting entity, free and clear from any liens or claims thereon, except as herein stated, and that this statement, together with related exhibits, schedules and explanations therein contained, annexed or referred to, is a full and true statement of all the assets and liabilities and of the condition and affairs of the said reporting entity as of the reporting period stated above, and of its income and deductions therefrom for the period ended, and have been completed in accordance with the NAIC *Annual Statement Instructions and Accounting Practices and Procedures* manual except to the extent that: (1) state law may differ; or, (2) that state rules or regulations require differences in reporting not related to accounting practices and procedures, according to the best of their information, knowledge and belief, respectively. Furthermore, the scope of this attestation by the described officers also includes the related corresponding electronic filing with the NAIC, when required, that is an exact copy (except for formatting differences due to electronic filing) of the enclosed statement. The electronic filing may be requested by various regulators in lieu of or in addition to the enclosed statement.

Kishore Ponnayolu

Kishore Ponnayolu
President

Maura Catherine Travers

Maura Catherine Travers
Assistant General Counsel and Secretary

Michael J Bednarick

Michael John Bednarick
Vice President and Chief Financial Officer

Subscribed and sworn to before me

This 15th day of February, 2019

4. As this is an original filing?

Yes [X] No []

State the amendment number

Date filed

Number of pages attached

Deborah L. Masterson

Deborah L. Masterson
Notary
June 24, 2021




EXHIBIT OF PREMIUMS AND LOSSES (Statutory Page 14)



NAIC Group Code.....241 NAIC Company Code....25321

BUSINESS IN THE STATE OF ALASKA DURING THE YEAR

19.AK

Line of Business	Gross Premiums, Including Policy and Membership Fees, Less Return Premiums and Premiums on Policies not Taken		3 Dividends Paid or Credited to Policyholders on Direct Business	4 Direct Unearned Premium Reserves	5 Direct Losses Paid (deducting salvage)	6 Direct Losses Incurred	7 Direct Losses Unpaid	8 Direct Defense and Cost Containment Expense Paid	9 Direct Defense and Cost Containment Expense Incurred	10 Direct Defense and Cost Containment Expense Unpaid	11 Commissions and Brokerage Expenses	12 Taxes, Licenses and Fees
	1 Direct Premiums Written	2 Direct Premiums Earned										
1. Fire.....												
2.1 Allied lines.....												
2.2 Multiple peril crop.....												
2.3 Federal flood.....												
2.4 Private crop.....												
2.5 Private flood.....												
3. Farmowners multiple peril.....												
4. Homeowners multiple peril.....												
5.1 Commercial multiple peril (non-liability portion).....												
5.2 Commercial multiple peril (liability portion).....												
6. Mortgage guaranty.....												
8. Ocean marine.....												
9. Inland marine.....												
10. Financial guaranty.....												
11. Medical professional liability.....												
12. Earthquake.....												
13. Group accident and health (b).....												
14. Credit A&H (group and individual).....												
15.1 Collectively renewable A&H (b).....												
15.2 Non-cancelable A&H (b).....												
15.3 Guaranteed renewable A&H (b).....												
15.4 Non-renewable for stated reasons only (b).....												
15.5 Other accident only.....												
15.6 Medicare Title XVIII exempt from state taxes or fees.....												
15.7 All other A&H (b).....												
15.8 Federal employees health benefits plan premium.....												
16. Workers' compensation.....												
17.1 Other liability-occurrence.....												
17.2 Other liability-claims-made.....												
17.3 Excess workers' compensation.....												
18. Products liability.....												
19.1 Private passenger auto no-fault (personal injury protection).....												
19.2 Other private passenger auto liability.....									3	(1)		
19.3 Commercial auto no-fault (personal injury protection).....												
19.4 Other commercial auto liability.....												
21.1 Private passenger auto physical damage.....												
21.2 Commercial auto physical damage.....												
22. Aircraft (all perils).....												
23. Fidelity.....												
24. Surety.....												
26. Burglary and theft.....												
27. Boiler and machinery.....												
28. Credit.....												
30. Warranty.....												
34. Aggregate write-ins for other lines of business.....	0	0	0	0	0	0	0	0	0	0	0	2,521
35. TOTALS (a).....	0	0	0	0	0	0	0	0	3	(1)	0	2,521

DETAILS OF WRITE-INS

3401. MISCELLANEOUS.....												2,521
3402.												
3403.												
3498. Summary of remaining write-ins for Line 34 from overflow page.....	0	0	0	0	0	0	0	0	0	0	0	0
3499. TOTALS (Lines 3401 through 3403 plus 3498) (Line 34 above).....	0	0	0	0	0	0	0	0	0	0	0	2,521

(a) Finance and service charges not included in Lines 1 to 35 \$.....0.

(b) For health business on indicated lines report: Number of persons insured under PPO managed care products.....0 and number of persons insured under indemnity only products.....0.

EXHIBIT OF PREMIUMS AND LOSSES (Statutory Page 14)



NAIC Group Code.....241 NAIC Company Code....25321

BUSINESS IN THE STATE OF ALABAMA DURING THE YEAR

Line of Business	Gross Premiums, Including Policy and Membership Fees, Less Return Premiums and Premiums on Policies not Taken		3 Dividends Paid or Credited to Policyholders on Direct Business	4 Direct Unearned Premium Reserves	5 Direct Losses Paid (deducting salvage)	6 Direct Losses Incurred	7 Direct Losses Unpaid	8 Direct Defense and Cost Containment Expense Paid	9 Direct Defense and Cost Containment Expense Incurred	10 Direct Defense and Cost Containment Expense Unpaid	11 Commissions and Brokerage Expenses	12 Taxes, Licenses and Fees
	1 Direct Premiums Written	2 Direct Premiums Earned										
1. Fire.....												
2.1 Allied lines.....												
2.2 Multiple peril crop.....												
2.3 Federal flood.....												
2.4 Private crop.....												
2.5 Private flood.....												
3. Farmowners multiple peril.....												
4. Homeowners multiple peril.....												
5.1 Commercial multiple peril (non-liability portion).....												
5.2 Commercial multiple peril (liability portion).....												
6. Mortgage guaranty.....												
8. Ocean marine.....												
9. Inland marine.....												
10. Financial guaranty.....												
11. Medical professional liability.....												
12. Earthquake.....												
13. Group accident and health (b).....												
14. Credit A&H (group and individual).....												
15.1 Collectively renewable A&H (b).....												
15.2 Non-cancelable A&H (b).....												
15.3 Guaranteed renewable A&H (b).....												
15.4 Non-renewable for stated reasons only (b).....												
15.5 Other accident only.....												
15.6 Medicare Title XVIII exempt from state taxes or fees.....												
15.7 All other A&H (b).....												
15.8 Federal employees health benefits plan premium.....												
16. Workers' compensation.....												
17.1 Other liability-occurrence.....												
17.2 Other liability-claims-made.....												
17.3 Excess workers' compensation.....												
18. Products liability.....												
19.1 Private passenger auto no-fault (personal injury protection).....												
19.2 Other private passenger auto liability.....	781,276	757,514		200,981	408,620	552,814	379,641	3,237	18,185	30,698	154,910	37,492
19.3 Commercial auto no-fault (personal injury protection).....												
19.4 Other commercial auto liability.....				152,171	403,603	382,867	21,972	4,834	5,524	(275)	1,164	26,786
21.1 Private passenger auto physical damage.....	572,569	522,534										
21.2 Commercial auto physical damage.....												
22. Aircraft (all perils).....												
23. Fidelity.....												
24. Surety.....												
26. Burglary and theft.....												
27. Boiler and machinery.....												
28. Credit.....												
30. Warranty.....												
34. Aggregate write-ins for other lines of business.....	0	0	0	0	0	0	0	0	0	0	0	0
35. TOTALS (a).....	1,353,845	1,280,048	0	353,152	812,223	935,681	401,613	8,071	23,709	30,423	156,074	64,278

19.6A

DETAILS OF WRITE-INS

3401. MISCELLANEOUS.....												
3402.												
3403.												
3498. Summary of remaining write-ins for Line 34 from overflow page.....	0	0	0	0	0	0	0	0	0	0	0	0
3499. TOTALS (Lines 3401 through 3403 plus 3498) (Line 34 above).....	0	0	0	0	0	0	0	0	0	0	0	0

(a) Finance and service charges not included in Lines 1 to 35 \$.....14,241.

(b) For health business on indicated lines report: Number of persons insured under PPO managed care products.....0 and number of persons insured under indemnity only products.....0.

EXHIBIT OF PREMIUMS AND LOSSES (Statutory Page 14)



NAIC Group Code.....241 NAIC Company Code....25321

BUSINESS IN THE STATE OF ARKANSAS DURING THE YEAR

19.AR

Line of Business	Gross Premiums, Including Policy and Membership Fees, Less Return Premiums and Premiums on Policies not Taken		Dividends Paid or Credited to Policyholders on Direct Business	Direct Unearned Premium Reserves	Direct Losses Paid (deducting salvage)	Direct Losses Incurred	Direct Losses Unpaid	Direct Defense and Cost Containment Expense Paid	Direct Defense and Cost Containment Expense Incurred	Direct Defense and Cost Containment Expense Unpaid	Commissions and Brokerage Expenses	Taxes, Licenses and Fees
	Direct Premiums Written	Direct Premiums Earned										
1. Fire.....												
2.1 Allied lines.....												
2.2 Multiple peril crop.....												
2.3 Federal flood.....												
2.4 Private crop.....												
2.5 Private flood.....												
3. Farmowners multiple peril.....												
4. Homeowners multiple peril.....												
5.1 Commercial multiple peril (non-liability portion).....												
5.2 Commercial multiple peril (liability portion).....												
6. Mortgage guaranty.....												
8. Ocean marine.....												
9. Inland marine.....												
10. Financial guaranty.....												
11. Medical professional liability.....												
12. Earthquake.....												
13. Group accident and health (b).....												
14. Credit A&H (group and individual).....												
15.1 Collectively renewable A&H (b).....												
15.2 Non-cancelable A&H (b).....												
15.3 Guaranteed renewable A&H (b).....												
15.4 Non-renewable for stated reasons only (b).....												
15.5 Other accident only.....												
15.6 Medicare Title XVIII exempt from state taxes or fees.....												
15.7 All other A&H (b).....												
15.8 Federal employees health benefits plan premium.....												
16. Workers' compensation.....												
17.1 Other liability-occurrence.....												
17.2 Other liability-claims-made.....												
17.3 Excess workers' compensation.....												
18. Products liability.....												
19.1 Private passenger auto no-fault (personal injury protection).....	415	307		136	12,746	13,478	4,187	95	797	1	16	
19.2 Other private passenger auto liability.....	140,445	125,561		43,343	56,554	70,944	44,626	97	2,730	23,432	5,525	
19.3 Commercial auto no-fault (personal injury protection).....												
19.4 Other commercial auto liability.....												
21.1 Private passenger auto physical damage.....	63,835	55,482		19,856	83,189	73,165	(5,433)	112	271	204	174	2,499
21.2 Commercial auto physical damage.....												
22. Aircraft (all perils).....												
23. Fidelity.....												
24. Surety.....												
26. Burglary and theft.....												
27. Boiler and machinery.....												
28. Credit.....												
30. Warranty.....												
34. Aggregate write-ins for other lines of business.....	0	0	0	0	0	0	0	0	0	0	0	0
35. TOTALS (a).....	204,695	181,350	0	63,335	152,489	157,587	43,380	112	463	3,731	23,607	8,040

DETAILS OF WRITE-INS

3401. MISCELLANEOUS.....												
3402.												
3403.												
3498. Summary of remaining write-ins for Line 34 from overflow page.....	0	0	0	0	0	0	0	0	0	0	0	0
3499. TOTALS (Lines 3401 through 3403 plus 3498) (Line 34 above).....	0	0	0	0	0	0	0	0	0	0	0	0

(a) Finance and service charges not included in Lines 1 to 35 \$....4,143.

(b) For health business on indicated lines report: Number of persons insured under PPO managed care products.....0 and number of persons insured under indemnity only products.....0.

EXHIBIT OF PREMIUMS AND LOSSES (Statutory Page 14)



NAIC Group Code.....241 NAIC Company Code....25321

BUSINESS IN THE STATE OF ARIZONA DURING THE YEAR

19.AZ

Line of Business	Gross Premiums, Including Policy and Membership Fees, Less Return Premiums and Premiums on Policies not Taken		3 Dividends Paid or Credited to Policyholders on Direct Business	4 Direct Unearned Premium Reserves	5 Direct Losses Paid (deducting salvage)	6 Direct Losses Incurred	7 Direct Losses Unpaid	8 Direct Defense and Cost Containment Expense Paid	9 Direct Defense and Cost Containment Expense Incurred	10 Direct Defense and Cost Containment Expense Unpaid	11 Commissions and Brokerage Expenses	12 Taxes, Licenses and Fees
	1 Direct Premiums Written	2 Direct Premiums Earned										
1. Fire.....												
2.1 Allied lines.....												
2.2 Multiple peril crop.....												
2.3 Federal flood.....												
2.4 Private crop.....												
2.5 Private flood.....												
3. Farmowners multiple peril.....												
4. Homeowners multiple peril.....												
5.1 Commercial multiple peril (non-liability portion).....												
5.2 Commercial multiple peril (liability portion).....												
6. Mortgage guaranty.....												
8. Ocean marine.....												
9. Inland marine.....												
10. Financial guaranty.....												
11. Medical professional liability.....												
12. Earthquake.....												
13. Group accident and health (b).....												
14. Credit A&H (group and individual).....												
15.1 Collectively renewable A&H (b).....												
15.2 Non-cancelable A&H (b).....												
15.3 Guaranteed renewable A&H (b).....												
15.4 Non-renewable for stated reasons only (b).....												
15.5 Other accident only.....												
15.6 Medicare Title XVIII exempt from state taxes or fees.....												
15.7 All other A&H (b).....												
15.8 Federal employees health benefits plan premium.....												
16. Workers' compensation.....												
17.1 Other liability-occurrence.....												
17.2 Other liability-claims-made.....												
17.3 Excess workers' compensation.....												
18. Products liability.....												
19.1 Private passenger auto no-fault (personal injury protection).....												
19.2 Other private passenger auto liability.....	212,182	218,595		58,817	72,332	40,662	39,309	5,218	2,408	2,598	6,006	5,511
19.3 Commercial auto no-fault (personal injury protection).....												
19.4 Other commercial auto liability.....												
21.1 Private passenger auto physical damage.....	142,014	141,695		40,915	58,727	40,987	(6,407)	112	635	282	3,701	3,688
21.2 Commercial auto physical damage.....												
22. Aircraft (all perils).....												
23. Fidelity.....												
24. Surety.....												
26. Burglary and theft.....												
27. Boiler and machinery.....												
28. Credit.....												
30. Warranty.....												
34. Aggregate write-ins for other lines of business.....	0	0	0	0	0	0	0	0	0	0	0	0
35. TOTALS (a).....	354,196	360,290	0	99,732	131,059	81,649	32,902	5,330	3,043	2,880	9,707	9,199

DETAILS OF WRITE-INS

3401. MISCELLANEOUS.....												
3402.												
3403.												
3498. Summary of remaining write-ins for Line 34 from overflow page.....	0	0	0	0	0	0	0	0	0	0	0	0
3499. TOTALS (Lines 3401 through 3403 plus 3498) (Line 34 above).....	0	0	0	0	0	0	0	0	0	0	0	0

(a) Finance and service charges not included in Lines 1 to 35 \$....1,070.

(b) For health business on indicated lines report: Number of persons insured under PPO managed care products.....0 and number of persons insured under indemnity only products.....0.

EXHIBIT OF PREMIUMS AND LOSSES (Statutory Page 14)



NAIC Group Code.....241 NAIC Company Code....25321

BUSINESS IN THE STATE OF CALIFORNIA DURING THE YEAR

19.CA

Line of Business	Gross Premiums, Including Policy and Membership Fees, Less Return Premiums and Premiums on Policies not Taken		3 Dividends Paid or Credited to Policyholders on Direct Business	4 Direct Unearned Premium Reserves	5 Direct Losses Paid (deducting salvage)	6 Direct Losses Incurred	7 Direct Losses Unpaid	8 Direct Defense and Cost Containment Expense Paid	9 Direct Defense and Cost Containment Expense Incurred	10 Direct Defense and Cost Containment Expense Unpaid	11 Commissions and Brokerage Expenses	12 Taxes, Licenses and Fees
	1 Direct Premiums Written	2 Direct Premiums Earned										
1. Fire.....	137,017	127,413		72,162	106,076	133,502	43,494	5,503	8,834	6,487	26,557	3,111
2.1 Allied lines.....												
2.2 Multiple peril crop.....												
2.3 Federal flood.....	319,381	353,904		176,775							52,968	7,505
2.4 Private crop.....												
2.5 Private flood.....												
3. Farmowners multiple peril.....												
4. Homeowners multiple peril.....	23,473,632	22,973,018	2,105	12,285,768	20,094,166	21,024,082	7,981,466	295,382	279,559	220,083	1,529,300	529,850
5.1 Commercial multiple peril (non-liability portion).....	1,386,599	1,198,937		708,508	(305,138)	924,160	1,391,266	14,622	59,765	50,678	290,357	31,828
5.2 Commercial multiple peril (liability portion).....	1,352,342	1,152,862		691,403	397,592	891,976	811,992	25,118	93,741	126,422	286,189	31,041
6. Mortgage guaranty.....												
8. Ocean marine.....												
9. Inland marine.....	617,633	594,040		313,795	265,439	141,877	68,770	22,726	19,631	1,747	31,811	14,758
10. Financial guaranty.....												
11. Medical professional liability.....												
12. Earthquake.....	1,775,362	1,723,536		910,079		(132,641)	125,828		(4,726)	3,782	92,135	40,243
13. Group accident and health (b).....												
14. Credit A&H (group and individual).....												
15.1 Collectively renewable A&H (b).....												
15.2 Non-cancelable A&H (b).....												
15.3 Guaranteed renewable A&H (b).....												
15.4 Non-renewable for stated reasons only (b).....												
15.5 Other accident only.....												
15.6 Medicare Title XVIII exempt from state taxes or fees.....												
15.7 All other A&H (b).....												
15.8 Federal employees health benefits plan premium.....												
16. Workers' compensation.....												
17.1 Other liability-occurrence.....	669,824	674,225	138	344,095	379,500	1,099,079	1,788,234	68,648	72,579	10,929	47,329	11,359
17.2 Other liability-claims-made.....												
17.3 Excess workers' compensation.....												
18. Products liability.....												
19.1 Private passenger auto no-fault (personal injury protection).....												
19.2 Other private passenger auto liability.....	86,986,540	88,124,389	3,707	37,313,561	56,511,713	49,897,669	47,355,945	2,608,078	2,395,342	3,967,428	4,673,660	1,957,955
19.3 Commercial auto no-fault (personal injury protection).....	691	589		463							118	16
19.4 Other commercial auto liability.....	8,974,548	5,937,278		4,738,003	2,660,765	5,302,889	2,992,446	648	98,027	107,261	1,856,809	205,999
21.1 Private passenger auto physical damage.....	57,038,768	56,449,477	2,301	25,034,780	38,636,702	37,601,883	(2,139,523)	231,480	269,489	117,401	3,008,183	1,283,812
21.2 Commercial auto physical damage.....	2,963,713	1,980,085		1,572,601	2,688,070	5,323,954	2,729,002		2,545	2,612	617,036	68,028
22. Aircraft (all perils).....												
23. Fidelity.....												
24. Surety.....												
26. Burglary and theft.....												
27. Boiler and machinery.....												
28. Credit.....												
30. Warranty.....												
34. Aggregate write-ins for other lines of business.....	0	0	0	0	0	0	0	0	0	0	0	0
35. TOTALS (a).....	185,696,050	181,289,753	8,251	84,161,993	121,434,885	122,208,430	63,148,920	3,272,205	3,294,786	4,614,830	12,512,452	4,185,505

DETAILS OF WRITE-INS

3401. MISCELLANEOUS.....												
3402.....												
3403.....												
3498. Summary of remaining write-ins for Line 34 from overflow page.....	0	0	0	0	0	0	0	0	0	0	0	0
3499. TOTALS (Lines 3401 through 3403 plus 3498) (Line 34 above).....	0	0	0	0	0	0	0	0	0	0	0	0

(a) Finance and service charges not included in Lines 1 to 35 \$....401,083.

(b) For health business on indicated lines report: Number of persons insured under PPO managed care products.....0 and number of persons insured under indemnity only products.....0.

EXHIBIT OF PREMIUMS AND LOSSES (Statutory Page 14)



NAIC Group Code.....241 NAIC Company Code....25321

BUSINESS IN THE STATE OF COLORADO DURING THE YEAR

Line of Business	Gross Premiums, Including Policy and Membership Fees, Less Return Premiums and Premiums on Policies not Taken		3 Dividends Paid or Credited to Policyholders on Direct Business	4 Direct Unearned Premium Reserves	5 Direct Losses Paid (deducting salvage)	6 Direct Losses Incurred	7 Direct Losses Unpaid	8 Direct Defense and Cost Containment Expense Paid	9 Direct Defense and Cost Containment Expense Incurred	10 Direct Defense and Cost Containment Expense Unpaid	11 Commissions and Brokerage Expenses	12 Taxes, Licenses and Fees
	1 Direct Premiums Written	2 Direct Premiums Earned										
1. Fire.....												
2.1 Allied lines.....												
2.2 Multiple peril crop.....												
2.3 Federal flood.....												
2.4 Private crop.....												
2.5 Private flood.....												
3. Farmowners multiple peril.....												
4. Homeowners multiple peril.....	9,339,473	9,412,889	2,932	4,996,248	9,486,698	9,869,595	1,928,383	21,554	22,286	64,497	418,350	184,905
5.1 Commercial multiple peril (non-liability portion).....												
5.2 Commercial multiple peril (liability portion).....												
6. Mortgage guaranty.....												
8. Ocean marine.....												
9. Inland marine.....	111,651	117,091		58,934	34,488	43,796	36,862		228	884	4,871	2,208
10. Financial guaranty.....												
11. Medical professional liability.....												
12. Earthquake.....	4,730	4,664		2,235		377	729		10	22	216	94
13. Group accident and health (b).....												
14. Credit A&H (group and individual).....												
15.1 Collectively renewable A&H (b).....												
15.2 Non-cancelable A&H (b).....												
15.3 Guaranteed renewable A&H (b).....												
15.4 Non-renewable for stated reasons only (b).....												
15.5 Other accident only.....												
15.6 Medicare Title XVIII exempt from state taxes or fees.....												
15.7 All other A&H (b).....												
15.8 Federal employees health benefits plan premium.....												
16. Workers' compensation.....												
17.1 Other liability-occurrence.....												
17.2 Other liability-claims-made.....												
17.3 Excess workers' compensation.....												
18. Products liability.....												
19.1 Private passenger auto no-fault (personal injury protection).....												
19.2 Other private passenger auto liability.....	66,733	68,011		14,744	10,500	(2,949)	7,840		(384)	586	441	1,322
19.3 Commercial auto no-fault (personal injury protection).....												
19.4 Other commercial auto liability.....												
21.1 Private passenger auto physical damage.....	64,335	62,848		15,210	17,401	23,885	5,918		(204)	(184)	568	1,272
21.2 Commercial auto physical damage.....												
22. Aircraft (all perils).....												
23. Fidelity.....												
24. Surety.....												
26. Burglary and theft.....												
27. Boiler and machinery.....												
28. Credit.....												
30. Warranty.....												
34. Aggregate write-ins for other lines of business.....	0	0	0	0	0	0	0	0	0	0	0	0
35. TOTALS (a).....	9,586,922	9,665,503	2,932	5,087,371	9,549,087	9,934,704	1,979,732	21,554	21,936	65,805	424,446	189,801

DETAILS OF WRITE-INS

3401. MISCELLANEOUS.....												
3402.												
3403.												
3498. Summary of remaining write-ins for Line 34 from overflow page.....	0	0	0	0	0	0	0	0	0	0	0	0
3499. TOTALS (Lines 3401 through 3403 plus 3498) (Line 34 above).....	0	0	0	0	0	0	0	0	0	0	0	0

(a) Finance and service charges not included in Lines 1 to 35 \$....5,497.

(b) For health business on indicated lines report: Number of persons insured under PPO managed care products.....0 and number of persons insured under indemnity only products.....0.

19.CO

EXHIBIT OF PREMIUMS AND LOSSES (Statutory Page 14)



NAIC Group Code.....241 NAIC Company Code....25321

BUSINESS IN THE STATE OF CONNECTICUT DURING THE YEAR

19.CT

Line of Business	Gross Premiums, Including Policy and Membership Fees, Less Return Premiums and Premiums on Policies not Taken		3 Dividends Paid or Credited to Policyholders on Direct Business	4 Direct Unearned Premium Reserves	5 Direct Losses Paid (deducting salvage)	6 Direct Losses Incurred	7 Direct Losses Unpaid	8 Direct Defense and Cost Containment Expense Paid	9 Direct Defense and Cost Containment Expense Incurred	10 Direct Defense and Cost Containment Expense Unpaid	11 Commissions and Brokerage Expenses	12 Taxes, Licenses and Fees
	1 Direct Premiums Written	2 Direct Premiums Earned										
1. Fire.....												
2.1 Allied lines.....												
2.2 Multiple peril crop.....												
2.3 Federal flood.....												
2.4 Private crop.....												
2.5 Private flood.....												
3. Farmowners multiple peril.....												
4. Homeowners multiple peril.....	46,161	46,167		24,288	67,493	182,250	115,037		2,051	2,060	5,505	917
5.1 Commercial multiple peril (non-liability portion).....												
5.2 Commercial multiple peril (liability portion).....												
6. Mortgage guaranty.....												
8. Ocean marine.....												
9. Inland marine.....	424	447		82		21	22		1	1	4	10
10. Financial guaranty.....												
11. Medical professional liability.....												
12. Earthquake.....												
13. Group accident and health (b).....												
14. Credit A&H (group and individual).....												
15.1 Collectively renewable A&H (b).....												
15.2 Non-cancelable A&H (b).....												
15.3 Guaranteed renewable A&H (b).....												
15.4 Non-renewable for stated reasons only (b).....												
15.5 Other accident only.....												
15.6 Medicare Title XVIII exempt from state taxes or fees.....												
15.7 All other A&H (b).....												
15.8 Federal employees health benefits plan premium.....												
16. Workers' compensation.....												
17.1 Other liability-occurrence.....												
17.2 Other liability-claims-made.....												
17.3 Excess workers' compensation.....												
18. Products liability.....												
19.1 Private passenger auto no-fault (personal injury protection).....												
19.2 Other private passenger auto liability.....	746,720	594,268		269,923	207,901	507,672	387,731		26,048	31,769	122,192	14,877
19.3 Commercial auto no-fault (personal injury protection).....												
19.4 Other commercial auto liability.....												
21.1 Private passenger auto physical damage.....	315,193	259,120		108,458	199,799	195,379	16,244	110	338	(419)	929	6,256
21.2 Commercial auto physical damage.....												
22. Aircraft (all perils).....												
23. Fidelity.....												
24. Surety.....												
26. Burglary and theft.....												
27. Boiler and machinery.....												
28. Credit.....												
30. Warranty.....												
34. Aggregate write-ins for other lines of business.....	0	0	0	0	0	0	0	0	0	0	0	0
35. TOTALS (a).....	1,108,498	900,002	0	402,751	475,193	885,322	519,034	110	28,438	33,411	128,630	22,060

DETAILS OF WRITE-INS

3401. MISCELLANEOUS.....												
3402.												
3403.												
3498. Summary of remaining write-ins for Line 34 from overflow page.....	0	0	0	0	0	0	0	0	0	0	0	0
3499. TOTALS (Lines 3401 through 3403 plus 3498) (Line 34 above).....	0	0	0	0	0	0	0	0	0	0	0	0

(a) Finance and service charges not included in Lines 1 to 35 \$....14,174.

(b) For health business on indicated lines report: Number of persons insured under PPO managed care products.....0 and number of persons insured under indemnity only products.....0.

EXHIBIT OF PREMIUMS AND LOSSES (Statutory Page 14)



NAIC Group Code.....241 NAIC Company Code....25321

BUSINESS IN THE STATE OF DISTRICT OF COLUMBIA DURING THE YEAR

19.DC

Line of Business	Gross Premiums, Including Policy and Membership Fees, Less Return Premiums and Premiums on Policies not Taken		3 Dividends Paid or Credited to Policyholders on Direct Business	4 Direct Unearned Premium Reserves	5 Direct Losses Paid (deducting salvage)	6 Direct Losses Incurred	7 Direct Losses Unpaid	8 Direct Defense and Cost Containment Expense Paid	9 Direct Defense and Cost Containment Expense Incurred	10 Direct Defense and Cost Containment Expense Unpaid	11 Commissions and Brokerage Expenses	12 Taxes, Licenses and Fees
	1 Direct Premiums Written	2 Direct Premiums Earned										
1. Fire.....												
2.1 Allied lines.....												
2.2 Multiple peril crop.....												
2.3 Federal flood.....												
2.4 Private crop.....												
2.5 Private flood.....												
3. Farmowners multiple peril.....												
4. Homeowners multiple peril.....												
5.1 Commercial multiple peril (non-liability portion).....												
5.2 Commercial multiple peril (liability portion).....												
6. Mortgage guaranty.....												
8. Ocean marine.....												
9. Inland marine.....												
10. Financial guaranty.....												
11. Medical professional liability.....												
12. Earthquake.....												
13. Group accident and health (b).....												
14. Credit A&H (group and individual).....												
15.1 Collectively renewable A&H (b).....												
15.2 Non-cancelable A&H (b).....												
15.3 Guaranteed renewable A&H (b).....												
15.4 Non-renewable for stated reasons only (b).....												
15.5 Other accident only.....												
15.6 Medicare Title XVIII exempt from state taxes or fees.....												
15.7 All other A&H (b).....												
15.8 Federal employees health benefits plan premium.....												
16. Workers' compensation.....												
17.1 Other liability-occurrence.....												
17.2 Other liability-claims-made.....												
17.3 Excess workers' compensation.....												
18. Products liability.....												
19.1 Private passenger auto no-fault (personal injury protection).....												
19.2 Other private passenger auto liability.....												
19.3 Commercial auto no-fault (personal injury protection).....												
19.4 Other commercial auto liability.....												
21.1 Private passenger auto physical damage.....												
21.2 Commercial auto physical damage.....												
22. Aircraft (all perils).....												
23. Fidelity.....												
24. Surety.....												
26. Burglary and theft.....												
27. Boiler and machinery.....												
28. Credit.....												
30. Warranty.....												
34. Aggregate write-ins for other lines of business.....	0	0	0	0	0	0	0	0	0	0	0	1,800
35. TOTALS (a).....	0	0	0	0	0	0	0	0	0	0	0	1,800

DETAILS OF WRITE-INS

3401. MISCELLANEOUS.....												1,800
3402.												
3403.												
3498. Summary of remaining write-ins for Line 34 from overflow page.....	0	0	0	0	0	0	0	0	0	0	0	0
3499. TOTALS (Lines 3401 through 3403 plus 3498) (Line 34 above).....	0	0	0	0	0	0	0	0	0	0	0	1,800

(a) Finance and service charges not included in Lines 1 to 35 \$.....0.

(b) For health business on indicated lines report: Number of persons insured under PPO managed care products.....0 and number of persons insured under indemnity only products.....0.

EXHIBIT OF PREMIUMS AND LOSSES (Statutory Page 14)



NAIC Group Code.....241 NAIC Company Code....25321

BUSINESS IN THE STATE OF DELAWARE DURING THE YEAR

Line of Business	Gross Premiums, Including Policy and Membership Fees, Less Return Premiums and Premiums on Policies not Taken		3 Dividends Paid or Credited to Policyholders on Direct Business	4 Direct Unearned Premium Reserves	5 Direct Losses Paid (deducting salvage)	6 Direct Losses Incurred	7 Direct Losses Unpaid	8 Direct Defense and Cost Containment Expense Paid	9 Direct Defense and Cost Containment Expense Incurred	10 Direct Defense and Cost Containment Expense Unpaid	11 Commissions and Brokerage Expenses	12 Taxes, Licenses and Fees
	1 Direct Premiums Written	2 Direct Premiums Earned										
1. Fire.....												
2.1 Allied lines.....												
2.2 Multiple peril crop.....												
2.3 Federal flood.....												
2.4 Private crop.....												
2.5 Private flood.....												
3. Farmowners multiple peril.....												
4. Homeowners multiple peril.....	1,789	1,187		725		44	47		1	1	208	390
5.1 Commercial multiple peril (non-liability portion).....												
5.2 Commercial multiple peril (liability portion).....												
6. Mortgage guaranty.....												
8. Ocean marine.....												
9. Inland marine.....												
10. Financial guaranty.....												
11. Medical professional liability.....												
12. Earthquake.....												
13. Group accident and health (b).....												
14. Credit A&H (group and individual).....												
15.1 Collectively renewable A&H (b).....												
15.2 Non-cancelable A&H (b).....												
15.3 Guaranteed renewable A&H (b).....												
15.4 Non-renewable for stated reasons only (b).....												
15.5 Other accident only.....												
15.6 Medicare Title XVIII exempt from state taxes or fees.....												
15.7 All other A&H (b).....												
15.8 Federal employees health benefits plan premium.....												
16. Workers' compensation.....												
17.1 Other liability-occurrence.....	5,750	5,750										
17.2 Other liability-claims-made.....												
17.3 Excess workers' compensation.....												
18. Products liability.....												
19.1 Private passenger auto no-fault (personal injury protection).....												
19.2 Other private passenger auto liability.....												305
19.3 Commercial auto no-fault (personal injury protection).....												
19.4 Other commercial auto liability.....												
21.1 Private passenger auto physical damage.....												
21.2 Commercial auto physical damage.....												
22. Aircraft (all perils).....												
23. Fidelity.....												
24. Surety.....												
26. Burglary and theft.....												
27. Boiler and machinery.....												
28. Credit.....												
30. Warranty.....												
34. Aggregate write-ins for other lines of business.....	0	0	0	0	0	0	0	0	0	0	0	0
35. TOTALS (a).....	7,539	6,937	0	725	0	44	47	0	1	1	208	695

DETAILS OF WRITE-INS

3401. MISCELLANEOUS.....												
3402.												
3403.												
3498. Summary of remaining write-ins for Line 34 from overflow page.....	0	0	0	0	0	0	0	0	0	0	0	0
3499. TOTALS (Lines 3401 through 3403 plus 3498) (Line 34 above).....	0	0	0	0	0	0	0	0	0	0	0	0

(a) Finance and service charges not included in Lines 1 to 35 \$.....0.

(b) For health business on indicated lines report: Number of persons insured under PPO managed care products.....0 and number of persons insured under indemnity only products.....0.

19.DE

EXHIBIT OF PREMIUMS AND LOSSES (Statutory Page 14)



NAIC Group Code.....241 NAIC Company Code....25321

BUSINESS IN THE STATE OF FLORIDA DURING THE YEAR

19.FL

Line of Business	Gross Premiums, Including Policy and Membership Fees, Less Return Premiums and Premiums on Policies not Taken		3 Dividends Paid or Credited to Policyholders on Direct Business	4 Direct Unearned Premium Reserves	5 Direct Losses Paid (deducting salvage)	6 Direct Losses Incurred	7 Direct Losses Unpaid	8 Direct Defense and Cost Containment Expense Paid	9 Direct Defense and Cost Containment Expense Incurred	10 Direct Defense and Cost Containment Expense Unpaid	11 Commissions and Brokerage Expenses	12 Taxes, Licenses and Fees
	1 Direct Premiums Written	2 Direct Premiums Earned										
1. Fire.....												
2.1 Allied lines.....												
2.2 Multiple peril crop.....												
2.3 Federal flood.....												
2.4 Private crop.....												
2.5 Private flood.....												
3. Farmowners multiple peril.....												
4. Homeowners multiple peril.....												
5.1 Commercial multiple peril (non-liability portion).....												
5.2 Commercial multiple peril (liability portion).....												
6. Mortgage guaranty.....												
8. Ocean marine.....												
9. Inland marine.....												
10. Financial guaranty.....												
11. Medical professional liability.....												
12. Earthquake.....												
13. Group accident and health (b).....												
14. Credit A&H (group and individual).....												
15.1 Collectively renewable A&H (b).....												
15.2 Non-cancelable A&H (b).....												
15.3 Guaranteed renewable A&H (b).....												
15.4 Non-renewable for stated reasons only (b).....												
15.5 Other accident only.....												
15.6 Medicare Title XVIII exempt from state taxes or fees.....												
15.7 All other A&H (b).....												
15.8 Federal employees health benefits plan premium.....												
16. Workers' compensation.....												
17.1 Other liability-occurrence.....												
17.2 Other liability-claims-made.....												
17.3 Excess workers' compensation.....												
18. Products liability.....												
19.1 Private passenger auto no-fault (personal injury protection).....												
19.2 Other private passenger auto liability.....												
19.3 Commercial auto no-fault (personal injury protection).....												
19.4 Other commercial auto liability.....												
21.1 Private passenger auto physical damage.....												
21.2 Commercial auto physical damage.....												
22. Aircraft (all perils).....												
23. Fidelity.....												
24. Surety.....												
26. Burglary and theft.....												
27. Boiler and machinery.....												
28. Credit.....												
30. Warranty.....												
34. Aggregate write-ins for other lines of business.....	0	0	0	0	0	0	0	0	0	0	0	2,159
35. TOTALS (a).....	0	0	0	0	0	0	0	0	0	0	0	2,159

DETAILS OF WRITE-INS

3401. MISCELLANEOUS.....												2,159
3402.												
3403.												
3498. Summary of remaining write-ins for Line 34 from overflow page.....	0	0	0	0	0	0	0	0	0	0	0	0
3499. TOTALS (Lines 3401 through 3403 plus 3498) (Line 34 above).....	0	0	0	0	0	0	0	0	0	0	0	2,159

(a) Finance and service charges not included in Lines 1 to 35 \$.....0.

(b) For health business on indicated lines report: Number of persons insured under PPO managed care products.....0 and number of persons insured under indemnity only products.....0.

EXHIBIT OF PREMIUMS AND LOSSES (Statutory Page 14)



NAIC Group Code.....241 NAIC Company Code....25321

BUSINESS IN THE STATE OF GEORGIA DURING THE YEAR

19.GA

Line of Business	Gross Premiums, Including Policy and Membership Fees, Less Return Premiums and Premiums on Policies not Taken		3 Dividends Paid or Credited to Policyholders on Direct Business	4 Direct Unearned Premium Reserves	5 Direct Losses Paid (deducting salvage)	6 Direct Losses Incurred	7 Direct Losses Unpaid	8 Direct Defense and Cost Containment Expense Paid	9 Direct Defense and Cost Containment Expense Incurred	10 Direct Defense and Cost Containment Expense Unpaid	11 Commissions and Brokerage Expenses	12 Taxes, Licenses and Fees
	1 Direct Premiums Written	2 Direct Premiums Earned										
1. Fire.....												
2.1 Allied lines.....												
2.2 Multiple peril crop.....												
2.3 Federal flood.....												
2.4 Private crop.....												
2.5 Private flood.....												
3. Farmowners multiple peril.....												
4. Homeowners multiple peril.....												
5.1 Commercial multiple peril (non-liability portion).....												
5.2 Commercial multiple peril (liability portion).....												
6. Mortgage guaranty.....												
8. Ocean marine.....												
9. Inland marine.....												
10. Financial guaranty.....												
11. Medical professional liability.....												
12. Earthquake.....												
13. Group accident and health (b).....												
14. Credit A&H (group and individual).....												
15.1 Collectively renewable A&H (b).....												
15.2 Non-cancelable A&H (b).....												
15.3 Guaranteed renewable A&H (b).....												
15.4 Non-renewable for stated reasons only (b).....												
15.5 Other accident only.....												
15.6 Medicare Title XVIII exempt from state taxes or fees.....												
15.7 All other A&H (b).....												
15.8 Federal employees health benefits plan premium.....												
16. Workers' compensation.....												
17.1 Other liability-occurrence.....												
17.2 Other liability-claims-made.....												
17.3 Excess workers' compensation.....												
18. Products liability.....												
19.1 Private passenger auto no-fault (personal injury protection).....												
19.2 Other private passenger auto liability.....	133,913	134,073		30,181	155,368	74,534	79,454	9,561	3,694	7,475	4,236	8,246
19.3 Commercial auto no-fault (personal injury protection).....												
19.4 Other commercial auto liability.....												
21.1 Private passenger auto physical damage.....	107,738	109,947		23,767	35,747	24,751	(881)	230	125	3,080	6,629	
21.2 Commercial auto physical damage.....												
22. Aircraft (all perils).....												
23. Fidelity.....												
24. Surety.....												
26. Burglary and theft.....												
27. Boiler and machinery.....												
28. Credit.....												
30. Warranty.....												
34. Aggregate write-ins for other lines of business.....	0	0	0	0	0	0	0	0	0	0	0	0
35. TOTALS (a).....	241,651	244,020	0	53,948	191,115	99,285	78,573	9,561	3,924	7,600	7,316	14,875

DETAILS OF WRITE-INS

3401. MISCELLANEOUS.....												
3402.												
3403.												
3498. Summary of remaining write-ins for Line 34 from overflow page.....	0	0	0	0	0	0	0	0	0	0	0	0
3499. TOTALS (Lines 3401 through 3403 plus 3498) (Line 34 above).....	0	0	0	0	0	0	0	0	0	0	0	0

(a) Finance and service charges not included in Lines 1 to 35 \$....1,535.

(b) For health business on indicated lines report: Number of persons insured under PPO managed care products.....0 and number of persons insured under indemnity only products.....0.

EXHIBIT OF PREMIUMS AND LOSSES (Statutory Page 14)



NAIC Group Code.....241 NAIC Company Code....25321

BUSINESS IN GRAND TOTAL DURING THE YEAR

19.GT

Line of Business	Gross Premiums, Including Policy and Membership Fees, Less Return Premiums and Premiums on Policies not Taken		3 Dividends Paid or Credited to Policyholders on Direct Business	4 Direct Unearned Premium Reserves	5 Direct Losses Paid (deducting salvage)	6 Direct Losses Incurred	7 Direct Losses Unpaid	8 Direct Defense and Cost Containment Expense Paid	9 Direct Defense and Cost Containment Expense Incurred	10 Direct Defense and Cost Containment Expense Unpaid	11 Commissions and Brokerage Expenses	12 Taxes, Licenses and Fees
	1 Direct Premiums Written	2 Direct Premiums Earned										
1. Fire.....	137,017	127,413		72,162	106,076	133,502	43,494	5,503	8,834	6,487	26,557	3,111
2.1 Allied lines.....												
2.2 Multiple peril crop.....												
2.3 Federal flood.....	319,381	353,904		176,775							52,968	7,505
2.4 Private crop.....												
2.5 Private flood.....												
3. Farmowners multiple peril.....												
4. Homeowners multiple peril.....	55,383,893	54,432,751	6,759	29,263,137	39,790,726	41,412,459	12,580,925	485,718	470,608	369,645	2,945,038	1,131,342
5.1 Commercial multiple peril (non-liability portion).....	1,386,599	1,198,937		708,508	(305,138)	924,160	1,391,266	14,622	59,765	50,678	290,357	31,828
5.2 Commercial multiple peril (liability portion).....	1,352,342	1,152,862		691,403	397,592	891,976	811,992	25,118	93,741	126,422	286,189	31,041
6. Mortgage guaranty.....												
8. Ocean marine.....												
9. Inland marine.....	1,120,377	1,097,248		580,724	484,485	361,225	125,142	22,726	19,633	3,250	52,444	24,644
10. Financial guaranty.....												
11. Medical professional liability.....												
12. Earthquake.....	1,979,324	1,922,183		1,010,716		(132,870)	136,657		(4,764)	4,107	99,350	44,791
13. Group accident and health (b).....												
14. Credit A&H (group and individual).....												
15.1 Collectively renewable A&H (b).....												
15.2 Non-cancelable A&H (b).....												
15.3 Guaranteed renewable A&H (b).....												
15.4 Non-renewable for stated reasons only (b).....												
15.5 Other accident only.....												
15.6 Medicare Title XVIII exempt from state taxes or fees.....												
15.7 All other A&H (b).....												
15.8 Federal employees health benefits plan premium.....												
16. Workers' compensation.....												
17.1 Other liability-occurrence.....	675,574	679,975	138	344,095	379,500	1,099,079	1,788,234	68,648	72,579	10,929	47,329	11,359
17.2 Other liability-claims-made.....												
17.3 Excess workers' compensation.....												
18. Products liability.....												
19.1 Private passenger auto no-fault (personal injury protection).....	8,869,301	8,754,620	394	3,078,981	6,429,502	6,953,712	11,677,829	612,195	569,886	2,224,279	253,012	214,164
19.2 Other private passenger auto liability.....	159,464,938	157,750,503	7,561	65,925,400	100,557,134	96,297,534	92,381,597	4,583,762	4,894,540	7,913,334	7,985,527	3,756,715
19.3 Commercial auto no-fault (personal injury protection).....	691	589		463							118	16
19.4 Other commercial auto liability.....	8,974,548	5,937,278		4,738,003	2,660,765	5,302,889	2,992,446	648	98,027	107,261	1,856,809	205,999
21.1 Private passenger auto physical damage.....	121,746,853	118,084,078	5,403	50,584,165	69,387,454	68,197,184	(902,990)	331,110	375,351	131,233	5,213,984	2,920,971
21.2 Commercial auto physical damage.....	2,963,713	1,980,085		1,572,601	2,688,070	5,323,954	2,729,002	2,545	2,612	2,612	617,036	68,028
22. Aircraft (all perils).....												
23. Fidelity.....												
24. Surety.....												
26. Burglary and theft.....												
27. Boiler and machinery.....												
28. Credit.....												
30. Warranty.....												
34. Aggregate write-ins for other lines of business.....	0	0	0	0	0	0	0	0	0	0	0	43,827
35. TOTALS (a).....	364,374,551	353,472,426	20,255	158,747,133	222,576,166	226,764,804	125,755,594	6,150,050	6,660,745	10,950,237	19,726,718	8,495,341

DETAILS OF WRITE-INS

3401. Miscellaneous.....												43,827
3402.												
3403.												
3498. Summary of remaining write-ins for Line 34 from overflow page.....	0	0	0	0	0	0	0	0	0	0	0	0
3499. TOTALS (Lines 3401 through 3403 plus 3498) (Line 34 above).....	0	0	0	0	0	0	0	0	0	0	0	43,827

(a) Finance and service charges not included in Lines 1 to 35 \$....731,834.

(b) For health business on indicated lines report: Number of persons insured under PPO managed care products.....0 and number of persons insured under indemnity only products.....0.

EXHIBIT OF PREMIUMS AND LOSSES (Statutory Page 14)



NAIC Group Code.....241 NAIC Company Code....25321

BUSINESS IN THE STATE OF HAWAII DURING THE YEAR

Line of Business	Gross Premiums, Including Policy and Membership Fees, Less Return Premiums and Premiums on Policies not Taken		3 Dividends Paid or Credited to Policyholders on Direct Business	4 Direct Unearned Premium Reserves	5 Direct Losses Paid (deducting salvage)	6 Direct Losses Incurred	7 Direct Losses Unpaid	8 Direct Defense and Cost Containment Expense Paid	9 Direct Defense and Cost Containment Expense Incurred	10 Direct Defense and Cost Containment Expense Unpaid	11 Commissions and Brokerage Expenses	12 Taxes, Licenses and Fees
	1 Direct Premiums Written	2 Direct Premiums Earned										
1. Fire.....												
2.1 Allied lines.....												
2.2 Multiple peril crop.....												
2.3 Federal flood.....												
2.4 Private crop.....												
2.5 Private flood.....												
3. Farmowners multiple peril.....												
4. Homeowners multiple peril.....												
5.1 Commercial multiple peril (non-liability portion).....												
5.2 Commercial multiple peril (liability portion).....												
6. Mortgage guaranty.....												
8. Ocean marine.....												
9. Inland marine.....												
10. Financial guaranty.....												
11. Medical professional liability.....												
12. Earthquake.....												
13. Group accident and health (b).....												
14. Credit A&H (group and individual).....												
15.1 Collectively renewable A&H (b).....												
15.2 Non-cancelable A&H (b).....												
15.3 Guaranteed renewable A&H (b).....												
15.4 Non-renewable for stated reasons only (b).....												
15.5 Other accident only.....												
15.6 Medicare Title XVIII exempt from state taxes or fees.....												
15.7 All other A&H (b).....												
15.8 Federal employees health benefits plan premium.....												
16. Workers' compensation.....												
17.1 Other liability-occurrence.....												
17.2 Other liability-claims-made.....												
17.3 Excess workers' compensation.....												
18. Products liability.....												
19.1 Private passenger auto no-fault (personal injury protection).....												
19.2 Other private passenger auto liability.....												
19.3 Commercial auto no-fault (personal injury protection).....												
19.4 Other commercial auto liability.....												
21.1 Private passenger auto physical damage.....												
21.2 Commercial auto physical damage.....												
22. Aircraft (all perils).....												
23. Fidelity.....												
24. Surety.....												
26. Burglary and theft.....												
27. Boiler and machinery.....												
28. Credit.....												
30. Warranty.....												
34. Aggregate write-ins for other lines of business.....	0	0	0	0	0	0	0	0	0	0	0	1,610
35. TOTALS (a).....	0	0	0	0	0	0	0	0	0	0	0	1,610

DETAILS OF WRITE-INS

3401. MISCELLANEOUS.....												1,610
3402.												
3403.												
3498. Summary of remaining write-ins for Line 34 from overflow page.....	0	0	0	0	0	0	0	0	0	0	0	0
3499. TOTALS (Lines 3401 through 3403 plus 3498) (Line 34 above).....	0	0	0	0	0	0	0	0	0	0	0	1,610

(a) Finance and service charges not included in Lines 1 to 35 \$.....0.

(b) For health business on indicated lines report: Number of persons insured under PPO managed care products.....0 and number of persons insured under indemnity only products.....0.

19 HI

EXHIBIT OF PREMIUMS AND LOSSES (Statutory Page 14)



NAIC Group Code.....241 NAIC Company Code....25321

BUSINESS IN THE STATE OF IOWA DURING THE YEAR

191A

Line of Business	Gross Premiums, Including Policy and Membership Fees, Less Return Premiums and Premiums on Policies not Taken		3 Dividends Paid or Credited to Policyholders on Direct Business	4 Direct Unearned Premium Reserves	5 Direct Losses Paid (deducting salvage)	6 Direct Losses Incurred	7 Direct Losses Unpaid	8 Direct Defense and Cost Containment Expense Paid	9 Direct Defense and Cost Containment Expense Incurred	10 Direct Defense and Cost Containment Expense Unpaid	11 Commissions and Brokerage Expenses	12 Taxes, Licenses and Fees
	1 Direct Premiums Written	2 Direct Premiums Earned										
1. Fire.....												
2.1 Allied lines.....												
2.2 Multiple peril crop.....												
2.3 Federal flood.....												
2.4 Private crop.....												
2.5 Private flood.....												
3. Farmowners multiple peril.....												
4. Homeowners multiple peril.....	28,281	23,954		13,273	1,600	2,644	1,264		31	39	3,404	569
5.1 Commercial multiple peril (non-liability portion).....												
5.2 Commercial multiple peril (liability portion).....												
6. Mortgage guaranty.....												
8. Ocean marine.....												
9. Inland marine.....	79	79		64		3	4					1
10. Financial guaranty.....												
11. Medical professional liability.....												
12. Earthquake.....												
13. Group accident and health (b).....												
14. Credit A&H (group and individual).....												
15.1 Collectively renewable A&H (b).....												
15.2 Non-cancelable A&H (b).....												
15.3 Guaranteed renewable A&H (b).....												
15.4 Non-renewable for stated reasons only (b).....												
15.5 Other accident only.....												
15.6 Medicare Title XVIII exempt from state taxes or fees.....												
15.7 All other A&H (b).....												
15.8 Federal employees health benefits plan premium.....												
16. Workers' compensation.....												
17.1 Other liability-occurrence.....												
17.2 Other liability-claims-made.....												
17.3 Excess workers' compensation.....												
18. Products liability.....												
19.1 Private passenger auto no-fault (personal injury protection).....												
19.2 Other private passenger auto liability.....	76,594	59,429		28,291	70,697	3,918	3,996		(6,093)	212	15,606	1,535
19.3 Commercial auto no-fault (personal injury protection).....												
19.4 Other commercial auto liability.....												
21.1 Private passenger auto physical damage.....	59,847	42,839		23,686	27,237	31,131	3,488		(143)	(126)	138	1,211
21.2 Commercial auto physical damage.....												
22. Aircraft (all perils).....												
23. Fidelity.....												
24. Surety.....												
26. Burglary and theft.....												
27. Boiler and machinery.....												
28. Credit.....												
30. Warranty.....												
34. Aggregate write-ins for other lines of business.....	0	0	0	0	0	0	0	0	0	0	0	0
35. TOTALS (a).....	164,801	126,301	0	65,314	99,534	37,696	8,752	0	(6,205)	125	19,148	3,316

DETAILS OF WRITE-INS

3401. MISCELLANEOUS.....												
3402.												
3403.												
3498. Summary of remaining write-ins for Line 34 from overflow page.....	0	0	0	0	0	0	0	0	0	0	0	0
3499. TOTALS (Lines 3401 through 3403 plus 3498) (Line 34 above).....	0	0	0	0	0	0	0	0	0	0	0	0

(a) Finance and service charges not included in Lines 1 to 35 \$.....2,414.

(b) For health business on indicated lines report: Number of persons insured under PPO managed care products.....0 and number of persons insured under indemnity only products.....0.

EXHIBIT OF PREMIUMS AND LOSSES (Statutory Page 14)



NAIC Group Code.....241 NAIC Company Code....25321

BUSINESS IN THE STATE OF IDAHO DURING THE YEAR

191D

Line of Business	Gross Premiums, Including Policy and Membership Fees, Less Return Premiums and Premiums on Policies not Taken		3 Dividends Paid or Credited to Policyholders on Direct Business	4 Direct Unearned Premium Reserves	5 Direct Losses Paid (deducting salvage)	6 Direct Losses Incurred	7 Direct Losses Unpaid	8 Direct Defense and Cost Containment Expense Paid	9 Direct Defense and Cost Containment Expense Incurred	10 Direct Defense and Cost Containment Expense Unpaid	11 Commissions and Brokerage Expenses	12 Taxes, Licenses and Fees
	1 Direct Premiums Written	2 Direct Premiums Earned										
1. Fire.....												
2.1 Allied lines.....												
2.2 Multiple peril crop.....												
2.3 Federal flood.....												
2.4 Private crop.....												
2.5 Private flood.....												
3. Farmowners multiple peril.....												
4. Homeowners multiple peril.....	1,188	3,323		724		310	374		9	11	157	32
5.1 Commercial multiple peril (non-liability portion).....												
5.2 Commercial multiple peril (liability portion).....												
6. Mortgage guaranty.....												
8. Ocean marine.....												
9. Inland marine.....	(19)	37				3	4					
10. Financial guaranty.....												
11. Medical professional liability.....												
12. Earthquake.....												
13. Group accident and health (b).....												
14. Credit A&H (group and individual).....												
15.1 Collectively renewable A&H (b).....												
15.2 Non-cancelable A&H (b).....												
15.3 Guaranteed renewable A&H (b).....												
15.4 Non-renewable for stated reasons only (b).....												
15.5 Other accident only.....												
15.6 Medicare Title XVIII exempt from state taxes or fees.....												
15.7 All other A&H (b).....												
15.8 Federal employees health benefits plan premium.....												
16. Workers' compensation.....												
17.1 Other liability-occurrence.....												
17.2 Other liability-claims-made.....												
17.3 Excess workers' compensation.....												
18. Products liability.....												
19.1 Private passenger auto no-fault (personal injury protection).....												
19.2 Other private passenger auto liability.....	194,786	155,333		65,879	16,156	107,769	102,390		6,861	7,107	38,333	5,281
19.3 Commercial auto no-fault (personal injury protection).....												
19.4 Other commercial auto liability.....												
21.1 Private passenger auto physical damage.....	140,842	113,234		46,647	110,242	95,346	(4,560)		564	243	202	3,811
21.2 Commercial auto physical damage.....												
22. Aircraft (all perils).....												
23. Fidelity.....												
24. Surety.....												
26. Burglary and theft.....												
27. Boiler and machinery.....												
28. Credit.....												
30. Warranty.....												
34. Aggregate write-ins for other lines of business.....	0	0	0	0	0	0	0	0	0	0	0	0
35. TOTALS (a).....	336,797	271,927	0	113,250	126,398	203,428	98,208	0	7,434	7,361	38,692	9,124

DETAILS OF WRITE-INS

3401. MISCELLANEOUS.....												
3402.												
3403.												
3498. Summary of remaining write-ins for Line 34 from overflow page.....	0	0	0	0	0	0	0	0	0	0	0	0
3499. TOTALS (Lines 3401 through 3403 plus 3498) (Line 34 above).....	0	0	0	0	0	0	0	0	0	0	0	0

(a) Finance and service charges not included in Lines 1 to 35 \$....8,133.

(b) For health business on indicated lines report: Number of persons insured under PPO managed care products.....0 and number of persons insured under indemnity only products.....0.

EXHIBIT OF PREMIUMS AND LOSSES (Statutory Page 14)



NAIC Group Code.....241 NAIC Company Code....25321

BUSINESS IN THE STATE OF ILLINOIS DURING THE YEAR

191L

Line of Business	Gross Premiums, Including Policy and Membership Fees, Less Return Premiums and Premiums on Policies not Taken		3 Dividends Paid or Credited to Policyholders on Direct Business	4 Direct Unearned Premium Reserves	5 Direct Losses Paid (deducting salvage)	6 Direct Losses Incurred	7 Direct Losses Unpaid	8 Direct Defense and Cost Containment Expense Paid	9 Direct Defense and Cost Containment Expense Incurred	10 Direct Defense and Cost Containment Expense Unpaid	11 Commissions and Brokerage Expenses	12 Taxes, Licenses and Fees
	1 Direct Premiums Written	2 Direct Premiums Earned										
1. Fire.....												
2.1 Allied lines.....												
2.2 Multiple peril crop.....												
2.3 Federal flood.....												
2.4 Private crop.....												
2.5 Private flood.....												
3. Farmowners multiple peril.....												
4. Homeowners multiple peril.....	153,968	140,328		71,616	37,115	28,744	6,601		(35)	260	18,357	4,276
5.1 Commercial multiple peril (non-liability portion).....												
5.2 Commercial multiple peril (liability portion).....												
6. Mortgage guaranty.....												
8. Ocean marine.....												
9. Inland marine.....	617	641		268		17	23		1	1	4	17
10. Financial guaranty.....												
11. Medical professional liability.....												
12. Earthquake.....												
13. Group accident and health (b).....												
14. Credit A&H (group and individual).....												
15.1 Collectively renewable A&H (b).....												
15.2 Non-cancelable A&H (b).....												
15.3 Guaranteed renewable A&H (b).....												
15.4 Non-renewable for stated reasons only (b).....												
15.5 Other accident only.....												
15.6 Medicare Title XVIII exempt from state taxes or fees.....												
15.7 All other A&H (b).....												
15.8 Federal employees health benefits plan premium.....												
16. Workers' compensation.....												
17.1 Other liability-occurrence.....												
17.2 Other liability-claims-made.....												
17.3 Excess workers' compensation.....												
18. Products liability.....												
19.1 Private passenger auto no-fault (personal injury protection).....												
19.2 Other private passenger auto liability.....	441,594	372,749		134,265	213,006	239,987	97,014		1,745	5,697	84,190	10,598
19.3 Commercial auto no-fault (personal injury protection).....												
19.4 Other commercial auto liability.....												
21.1 Private passenger auto physical damage.....	285,487	241,992		85,284	270,728	233,388	(16,570)	184	1,240	583	1,156	6,837
21.2 Commercial auto physical damage.....												
22. Aircraft (all perils).....												
23. Fidelity.....												
24. Surety.....												
26. Burglary and theft.....												
27. Boiler and machinery.....												
28. Credit.....												
30. Warranty.....												
34. Aggregate write-ins for other lines of business.....	0	0	0	0	0	0	0	0	0	0	0	0
35. TOTALS (a).....	881,666	755,710	0	291,433	520,849	502,136	87,068	184	2,951	6,541	103,707	21,728

DETAILS OF WRITE-INS

3401. MISCELLANEOUS.....												
3402.												
3403.												
3498. Summary of remaining write-ins for Line 34 from overflow page.....	0	0	0	0	0	0	0	0	0	0	0	0
3499. TOTALS (Lines 3401 through 3403 plus 3498) (Line 34 above).....	0	0	0	0	0	0	0	0	0	0	0	0

(a) Finance and service charges not included in Lines 1 to 35 \$.....8,030.

(b) For health business on indicated lines report: Number of persons insured under PPO managed care products.....0 and number of persons insured under indemnity only products.....0.

EXHIBIT OF PREMIUMS AND LOSSES (Statutory Page 14)



NAIC Group Code.....241 NAIC Company Code....25321

BUSINESS IN THE STATE OF INDIANA DURING THE YEAR

191

Line of Business	Gross Premiums, Including Policy and Membership Fees, Less Return Premiums and Premiums on Policies not Taken		3 Dividends Paid or Credited to Policyholders on Direct Business	4 Direct Unearned Premium Reserves	5 Direct Losses Paid (deducting salvage)	6 Direct Losses Incurred	7 Direct Losses Unpaid	8 Direct Defense and Cost Containment Expense Paid	9 Direct Defense and Cost Containment Expense Incurred	10 Direct Defense and Cost Containment Expense Unpaid	11 Commissions and Brokerage Expenses	12 Taxes, Licenses and Fees
	1 Direct Premiums Written	2 Direct Premiums Earned										
1. Fire.....												
2.1 Allied lines.....												
2.2 Multiple peril crop.....												
2.3 Federal flood.....												
2.4 Private crop.....												
2.5 Private flood.....												
3. Farmowners multiple peril.....												
4. Homeowners multiple peril.....	70,021	66,587		32,940	11,282	24,151	13,209		250	261	8,569	1,743
5.1 Commercial multiple peril (non-liability portion).....												
5.2 Commercial multiple peril (liability portion).....												
6. Mortgage guaranty.....												
8. Ocean marine.....												
9. Inland marine.....	879	548		431		17	17		1	1		23
10. Financial guaranty.....												
11. Medical professional liability.....												
12. Earthquake.....												
13. Group accident and health (b).....												
14. Credit A&H (group and individual).....												
15.1 Collectively renewable A&H (b).....												
15.2 Non-cancelable A&H (b).....												
15.3 Guaranteed renewable A&H (b).....												
15.4 Non-renewable for stated reasons only (b).....												
15.5 Other accident only.....												
15.6 Medicare Title XVIII exempt from state taxes or fees.....												
15.7 All other A&H (b).....												
15.8 Federal employees health benefits plan premium.....												
16. Workers' compensation.....												
17.1 Other liability-occurrence.....												
17.2 Other liability-claims-made.....												
17.3 Excess workers' compensation.....												
18. Products liability.....												
19.1 Private passenger auto no-fault (personal injury protection).....												
19.2 Other private passenger auto liability.....	349,628	297,718		115,640	212,389	384,065	223,285	3,251	18,171	17,813	66,709	8,718
19.3 Commercial auto no-fault (personal injury protection).....												
19.4 Other commercial auto liability.....												
21.1 Private passenger auto physical damage.....	229,972	198,653		73,202	147,932	152,469	(4,511)	220	277	432	722	5,721
21.2 Commercial auto physical damage.....												
22. Aircraft (all perils).....												
23. Fidelity.....												
24. Surety.....												
26. Burglary and theft.....												
27. Boiler and machinery.....												
28. Credit.....												
30. Warranty.....												
34. Aggregate write-ins for other lines of business.....	0	0	0	0	0	0	0	0	0	0	0	0
35. TOTALS (a).....	650,500	563,506	0	222,213	371,603	560,702	232,000	3,471	18,699	18,507	76,000	16,205

DETAILS OF WRITE-INS

3401. MISCELLANEOUS.....												
3402.												
3403.												
3498. Summary of remaining write-ins for Line 34 from overflow page.....	0	0	0	0	0	0	0	0	0	0	0	0
3499. TOTALS (Lines 3401 through 3403 plus 3498) (Line 34 above).....	0	0	0	0	0	0	0	0	0	0	0	0

(a) Finance and service charges not included in Lines 1 to 35 \$....10,991.

(b) For health business on indicated lines report: Number of persons insured under PPO managed care products.....0 and number of persons insured under indemnity only products.....0.

EXHIBIT OF PREMIUMS AND LOSSES (Statutory Page 14)



NAIC Group Code.....241 NAIC Company Code....25321

BUSINESS IN THE STATE OF KANSAS DURING THE YEAR

19.KS

Line of Business	Gross Premiums, Including Policy and Membership Fees, Less Return Premiums and Premiums on Policies not Taken		3 Dividends Paid or Credited to Policyholders on Direct Business	4 Direct Unearned Premium Reserves	5 Direct Losses Paid (deducting salvage)	6 Direct Losses Incurred	7 Direct Losses Unpaid	8 Direct Defense and Cost Containment Expense Paid	9 Direct Defense and Cost Containment Expense Incurred	10 Direct Defense and Cost Containment Expense Unpaid	11 Commissions and Brokerage Expenses	12 Taxes, Licenses and Fees
	1 Direct Premiums Written	2 Direct Premiums Earned										
1. Fire.....												
2.1 Allied lines.....												
2.2 Multiple peril crop.....												
2.3 Federal flood.....												
2.4 Private crop.....												
2.5 Private flood.....												
3. Farmowners multiple peril.....												
4. Homeowners multiple peril.....												
5.1 Commercial multiple peril (non-liability portion).....												
5.2 Commercial multiple peril (liability portion).....												
6. Mortgage guaranty.....												
8. Ocean marine.....												
9. Inland marine.....												
10. Financial guaranty.....												
11. Medical professional liability.....												
12. Earthquake.....												
13. Group accident and health (b).....												
14. Credit A&H (group and individual).....												
15.1 Collectively renewable A&H (b).....												
15.2 Non-cancelable A&H (b).....												
15.3 Guaranteed renewable A&H (b).....												
15.4 Non-renewable for stated reasons only (b).....												
15.5 Other accident only.....												
15.6 Medicare Title XVIII exempt from state taxes or fees.....												
15.7 All other A&H (b).....												
15.8 Federal employees health benefits plan premium.....												
16. Workers' compensation.....												
17.1 Other liability-occurrence.....												
17.2 Other liability-claims-made.....												
17.3 Excess workers' compensation.....												
18. Products liability.....												
19.1 Private passenger auto no-fault (personal injury protection).....												
19.2 Other private passenger auto liability.....												
19.3 Commercial auto no-fault (personal injury protection).....												
19.4 Other commercial auto liability.....												
21.1 Private passenger auto physical damage.....												
21.2 Commercial auto physical damage.....												
22. Aircraft (all perils).....												
23. Fidelity.....												
24. Surety.....												
26. Burglary and theft.....												
27. Boiler and machinery.....												
28. Credit.....												
30. Warranty.....												
34. Aggregate write-ins for other lines of business.....	0	0	0	0	0	0	0	0	0	0	0	110
35. TOTALS (a).....	0	0	0	0	0	0	0	0	0	0	0	110

DETAILS OF WRITE-INS

3401. MISCELLANEOUS.....												110
3402.												
3403.												
3498. Summary of remaining write-ins for Line 34 from overflow page.....	0	0	0	0	0	0	0	0	0	0	0	0
3499. TOTALS (Lines 3401 through 3403 plus 3498) (Line 34 above).....	0	0	0	0	0	0	0	0	0	0	0	110

(a) Finance and service charges not included in Lines 1 to 35 \$.....0.

(b) For health business on indicated lines report: Number of persons insured under PPO managed care products.....0 and number of persons insured under indemnity only products.....0.

EXHIBIT OF PREMIUMS AND LOSSES (Statutory Page 14)



NAIC Group Code.....241 NAIC Company Code....25321

BUSINESS IN THE STATE OF KENTUCKY DURING THE YEAR

19.KY

Line of Business	Gross Premiums, Including Policy and Membership Fees, Less Return Premiums and Premiums on Policies not Taken		3 Dividends Paid or Credited to Policyholders on Direct Business	4 Direct Unearned Premium Reserves	5 Direct Losses Paid (deducting salvage)	6 Direct Losses Incurred	7 Direct Losses Unpaid	8 Direct Defense and Cost Containment Expense Paid	9 Direct Defense and Cost Containment Expense Incurred	10 Direct Defense and Cost Containment Expense Unpaid	11 Commissions and Brokerage Expenses	12 Taxes, Licenses and Fees
	1 Direct Premiums Written	2 Direct Premiums Earned										
1. Fire.....												
2.1 Allied lines.....												
2.2 Multiple peril crop.....												
2.3 Federal flood.....												
2.4 Private crop.....												
2.5 Private flood.....												
3. Farmowners multiple peril.....												
4. Homeowners multiple peril.....	4,000,479	3,891,071	176	2,078,891	1,754,802	2,242,878	727,444	6,947	24,745	25,536	205,569	13,750
5.1 Commercial multiple peril (non-liability portion).....												
5.2 Commercial multiple peril (liability portion).....												
6. Mortgage guaranty.....												
8. Ocean marine.....												
9. Inland marine.....	44,542	42,023		23,270	21,313	22,275	2,383		24	73	2,121	153
10. Financial guaranty.....												
11. Medical professional liability.....												
12. Earthquake.....	35,276	34,521		17,354		695	2,077		17	62	1,885	121
13. Group accident and health (b).....												
14. Credit A&H (group and individual).....												
15.1 Collectively renewable A&H (b).....												
15.2 Non-cancelable A&H (b).....												
15.3 Guaranteed renewable A&H (b).....												
15.4 Non-renewable for stated reasons only (b).....												
15.5 Other accident only.....												
15.6 Medicare Title XVIII exempt from state taxes or fees.....												
15.7 All other A&H (b).....												
15.8 Federal employees health benefits plan premium.....												
16. Workers' compensation.....												
17.1 Other liability-occurrence.....												
17.2 Other liability-claims-made.....												
17.3 Excess workers' compensation.....												
18. Products liability.....												
19.1 Private passenger auto no-fault (personal injury protection).....	1,736,752	1,601,287	13	812,665	1,670,709	1,481,839	(204,233)	19,845	(15,933)	(38,900)	70,990	2,106
19.2 Other private passenger auto liability.....	9,982,237	9,441,985	81	4,375,864	5,238,452	5,864,015	6,902,000	238,100	355,755	633,353	409,265	12,105
19.3 Commercial auto no-fault (personal injury protection).....												
19.4 Other commercial auto liability.....												
21.1 Private passenger auto physical damage.....	6,695,451	6,263,920	54	2,793,328	3,206,235	3,182,669	21,365	7,348	10,518	4,237	278,567	8,127
21.2 Commercial auto physical damage.....												
22. Aircraft (all perils).....												
23. Fidelity.....												
24. Surety.....												
26. Burglary and theft.....												
27. Boiler and machinery.....												
28. Credit.....												
30. Warranty.....												
34. Aggregate write-ins for other lines of business.....	0	0	0	0	0	0	0	0	0	0	0	0
35. TOTALS (a).....	22,494,737	21,274,807	324	10,101,372	11,891,511	12,794,371	7,451,036	272,240	375,126	624,361	968,397	36,362

DETAILS OF WRITE-INS

3401. MISCELLANEOUS.....												
3402.												
3403.												
3498. Summary of remaining write-ins for Line 34 from overflow page.....	0	0	0	0	0	0	0	0	0	0	0	0
3499. TOTALS (Lines 3401 through 3403 plus 3498) (Line 34 above).....	0	0	0	0	0	0	0	0	0	0	0	0

(a) Finance and service charges not included in Lines 1 to 35 \$.....0.

(b) For health business on indicated lines report: Number of persons insured under PPO managed care products.....0 and number of persons insured under indemnity only products.....0.

EXHIBIT OF PREMIUMS AND LOSSES (Statutory Page 14)



NAIC Group Code.....241 NAIC Company Code....25321

BUSINESS IN THE STATE OF LOUISIANA DURING THE YEAR

19.LLA

Line of Business	Gross Premiums, Including Policy and Membership Fees, Less Return Premiums and Premiums on Policies not Taken		3 Dividends Paid or Credited to Policyholders on Direct Business	4 Direct Unearned Premium Reserves	5 Direct Losses Paid (deducting salvage)	6 Direct Losses Incurred	7 Direct Losses Unpaid	8 Direct Defense and Cost Containment Expense Paid	9 Direct Defense and Cost Containment Expense Incurred	10 Direct Defense and Cost Containment Expense Unpaid	11 Commissions and Brokerage Expenses	12 Taxes, Licenses and Fees
	1 Direct Premiums Written	2 Direct Premiums Earned										
1. Fire.....												
2.1 Allied lines.....												
2.2 Multiple peril crop.....												
2.3 Federal flood.....												
2.4 Private crop.....												
2.5 Private flood.....												
3. Farmowners multiple peril.....												
4. Homeowners multiple peril.....												
5.1 Commercial multiple peril (non-liability portion).....												
5.2 Commercial multiple peril (liability portion).....												
6. Mortgage guaranty.....												
8. Ocean marine.....												
9. Inland marine.....												
10. Financial guaranty.....												
11. Medical professional liability.....												
12. Earthquake.....												
13. Group accident and health (b).....												
14. Credit A&H (group and individual).....												
15.1 Collectively renewable A&H (b).....												
15.2 Non-cancelable A&H (b).....												
15.3 Guaranteed renewable A&H (b).....												
15.4 Non-renewable for stated reasons only (b).....												
15.5 Other accident only.....												
15.6 Medicare Title XVIII exempt from state taxes or fees.....												
15.7 All other A&H (b).....												
15.8 Federal employees health benefits plan premium.....												
16. Workers' compensation.....												
17.1 Other liability-occurrence.....												
17.2 Other liability-claims-made.....												
17.3 Excess workers' compensation.....												
18. Products liability.....												
19.1 Private passenger auto no-fault (personal injury protection).....												
19.2 Other private passenger auto liability.....												
19.3 Commercial auto no-fault (personal injury protection).....												
19.4 Other commercial auto liability.....												
21.1 Private passenger auto physical damage.....												
21.2 Commercial auto physical damage.....												
22. Aircraft (all perils).....												
23. Fidelity.....												
24. Surety.....												
26. Burglary and theft.....												
27. Boiler and machinery.....												
28. Credit.....												
30. Warranty.....												
34. Aggregate write-ins for other lines of business.....	0	0	0	0	0	0	0	0	0	0	0	1,150
35. TOTALS (a).....	0	0	0	0	0	0	0	0	0	0	0	1,150

DETAILS OF WRITE-INS

3401. MISCELLANEOUS.....												1,150
3402.												
3403.												
3498. Summary of remaining write-ins for Line 34 from overflow page.....	0	0	0	0	0	0	0	0	0	0	0	0
3499. TOTALS (Lines 3401 through 3403 plus 3498) (Line 34 above).....	0	0	0	0	0	0	0	0	0	0	0	1,150

(a) Finance and service charges not included in Lines 1 to 35 \$.....0.

(b) For health business on indicated lines report: Number of persons insured under PPO managed care products.....0 and number of persons insured under indemnity only products.....0.

EXHIBIT OF PREMIUMS AND LOSSES (Statutory Page 14)



NAIC Group Code.....241 NAIC Company Code....25321

BUSINESS IN THE STATE OF MASSACHUSETTS DURING THE YEAR

19.MA

Line of Business	Gross Premiums, Including Policy and Membership Fees, Less Return Premiums and Premiums on Policies not Taken		3 Dividends Paid or Credited to Policyholders on Direct Business	4 Direct Unearned Premium Reserves	5 Direct Losses Paid (deducting salvage)	6 Direct Losses Incurred	7 Direct Losses Unpaid	8 Direct Defense and Cost Containment Expense Paid	9 Direct Defense and Cost Containment Expense Incurred	10 Direct Defense and Cost Containment Expense Unpaid	11 Commissions and Brokerage Expenses	12 Taxes, Licenses and Fees
	1 Direct Premiums Written	2 Direct Premiums Earned										
1. Fire.....												
2.1 Allied lines.....												
2.2 Multiple peril crop.....												
2.3 Federal flood.....												
2.4 Private crop.....												
2.5 Private flood.....												
3. Farmowners multiple peril.....												
4. Homeowners multiple peril.....												
5.1 Commercial multiple peril (non-liability portion).....												
5.2 Commercial multiple peril (liability portion).....												
6. Mortgage guaranty.....												
8. Ocean marine.....												
9. Inland marine.....												
10. Financial guaranty.....												
11. Medical professional liability.....												
12. Earthquake.....												
13. Group accident and health (b).....												
14. Credit A&H (group and individual).....												
15.1 Collectively renewable A&H (b).....												
15.2 Non-cancelable A&H (b).....												
15.3 Guaranteed renewable A&H (b).....												
15.4 Non-renewable for stated reasons only (b).....												
15.5 Other accident only.....												
15.6 Medicare Title XVIII exempt from state taxes or fees.....												
15.7 All other A&H (b).....												
15.8 Federal employees health benefits plan premium.....												
16. Workers' compensation.....												
17.1 Other liability-occurrence.....												
17.2 Other liability-claims-made.....												
17.3 Excess workers' compensation.....												
18. Products liability.....												
19.1 Private passenger auto no-fault (personal injury protection).....												
19.2 Other private passenger auto liability.....												
19.3 Commercial auto no-fault (personal injury protection).....												
19.4 Other commercial auto liability.....												
21.1 Private passenger auto physical damage.....												
21.2 Commercial auto physical damage.....												
22. Aircraft (all perils).....												
23. Fidelity.....												
24. Surety.....												
26. Burglary and theft.....												
27. Boiler and machinery.....												
28. Credit.....												
30. Warranty.....												
34. Aggregate write-ins for other lines of business.....	0	0	0	0	0	0	0	0	0	0	0	0
35. TOTALS (a).....	0	0	0	0	0	0	0	0	0	0	0	0

DETAILS OF WRITE-INS

3401. MISCELLANEOUS.....												
3402.												
3403.												
3498. Summary of remaining write-ins for Line 34 from overflow page.....	0	0	0	0	0	0	0	0	0	0	0	0
3499. TOTALS (Lines 3401 through 3403 plus 3498) (Line 34 above).....	0	0	0	0	0	0	0	0	0	0	0	0

(a) Finance and service charges not included in Lines 1 to 35 \$.....0.

(b) For health business on indicated lines report: Number of persons insured under PPO managed care products.....0 and number of persons insured under indemnity only products.....0.

EXHIBIT OF PREMIUMS AND LOSSES (Statutory Page 14)



NAIC Group Code.....241 NAIC Company Code....25321

BUSINESS IN THE STATE OF MARYLAND DURING THE YEAR

19.MD

Line of Business	Gross Premiums, Including Policy and Membership Fees, Less Return Premiums and Premiums on Policies not Taken		3 Dividends Paid or Credited to Policyholders on Direct Business	4 Direct Unearned Premium Reserves	5 Direct Losses Paid (deducting salvage)	6 Direct Losses Incurred	7 Direct Losses Unpaid	8 Direct Defense and Cost Containment Expense Paid	9 Direct Defense and Cost Containment Expense Incurred	10 Direct Defense and Cost Containment Expense Unpaid	11 Commissions and Brokerage Expenses	12 Taxes, Licenses and Fees
	1 Direct Premiums Written	2 Direct Premiums Earned										
1. Fire.....												
2.1 Allied lines.....												
2.2 Multiple peril crop.....												
2.3 Federal flood.....												
2.4 Private crop.....												
2.5 Private flood.....												
3. Farmowners multiple peril.....												
4. Homeowners multiple peril.....												
5.1 Commercial multiple peril (non-liability portion).....												
5.2 Commercial multiple peril (liability portion).....												
6. Mortgage guaranty.....												
8. Ocean marine.....												
9. Inland marine.....												
10. Financial guaranty.....												
11. Medical professional liability.....												
12. Earthquake.....												
13. Group accident and health (b).....												
14. Credit A&H (group and individual).....												
15.1 Collectively renewable A&H (b).....												
15.2 Non-cancelable A&H (b).....												
15.3 Guaranteed renewable A&H (b).....												
15.4 Non-renewable for stated reasons only (b).....												
15.5 Other accident only.....												
15.6 Medicare Title XVIII exempt from state taxes or fees.....												
15.7 All other A&H (b).....												
15.8 Federal employees health benefits plan premium.....												
16. Workers' compensation.....												
17.1 Other liability-occurrence.....												
17.2 Other liability-claims-made.....												
17.3 Excess workers' compensation.....												
18. Products liability.....												
19.1 Private passenger auto no-fault (personal injury protection).....	198,853	212,027		56,339	173,657	145,991	21,612	(2)	(5,899)	4,117	700	4,096
19.2 Other private passenger auto liability.....	1,730,513	1,762,433		509,459	1,219,551	1,059,564	935,090	25,619	17,795	73,287	6,272	35,568
19.3 Commercial auto no-fault (personal injury protection).....												
19.4 Other commercial auto liability.....												
21.1 Private passenger auto physical damage.....	1,243,347	1,276,693		358,962	813,737	820,929	9,512	1,484	1,291	668	4,764	25,618
21.2 Commercial auto physical damage.....												
22. Aircraft (all perils).....												
23. Fidelity.....												
24. Surety.....												
26. Burglary and theft.....												
27. Boiler and machinery.....												
28. Credit.....												
30. Warranty.....												
34. Aggregate write-ins for other lines of business.....	0	0	0	0	0	0	0	0	0	0	0	0
35. TOTALS (a).....	3,172,713	3,251,153	0	924,760	2,206,945	2,026,484	966,214	27,101	13,187	78,072	11,736	65,282

DETAILS OF WRITE-INS

3401. MISCELLANEOUS.....												
3402.												
3403.												
3498. Summary of remaining write-ins for Line 34 from overflow page.....	0	0	0	0	0	0	0	0	0	0	0	0
3499. TOTALS (Lines 3401 through 3403 plus 3498) (Line 34 above).....	0	0	0	0	0	0	0	0	0	0	0	0

(a) Finance and service charges not included in Lines 1 to 35 \$....5,760.

(b) For health business on indicated lines report: Number of persons insured under PPO managed care products.....0 and number of persons insured under indemnity only products.....0.

EXHIBIT OF PREMIUMS AND LOSSES (Statutory Page 14)



NAIC Group Code.....241 NAIC Company Code....25321

BUSINESS IN THE STATE OF MAINE DURING THE YEAR

19.ME

Line of Business	Gross Premiums, Including Policy and Membership Fees, Less Return Premiums and Premiums on Policies not Taken		3 Dividends Paid or Credited to Policyholders on Direct Business	4 Direct Unearned Premium Reserves	5 Direct Losses Paid (deducting salvage)	6 Direct Losses Incurred	7 Direct Losses Unpaid	8 Direct Defense and Cost Containment Expense Paid	9 Direct Defense and Cost Containment Expense Incurred	10 Direct Defense and Cost Containment Expense Unpaid	11 Commissions and Brokerage Expenses	12 Taxes, Licenses and Fees
	1 Direct Premiums Written	2 Direct Premiums Earned										
1. Fire.....												
2.1 Allied lines.....												
2.2 Multiple peril crop.....												
2.3 Federal flood.....												
2.4 Private crop.....												
2.5 Private flood.....												
3. Farmowners multiple peril.....												
4. Homeowners multiple peril.....												
5.1 Commercial multiple peril (non-liability portion).....												
5.2 Commercial multiple peril (liability portion).....												
6. Mortgage guaranty.....												
8. Ocean marine.....												
9. Inland marine.....												
10. Financial guaranty.....												
11. Medical professional liability.....												
12. Earthquake.....												
13. Group accident and health (b).....												
14. Credit A&H (group and individual).....												
15.1 Collectively renewable A&H (b).....												
15.2 Non-cancelable A&H (b).....												
15.3 Guaranteed renewable A&H (b).....												
15.4 Non-renewable for stated reasons only (b).....												
15.5 Other accident only.....												
15.6 Medicare Title XVIII exempt from state taxes or fees.....												
15.7 All other A&H (b).....												
15.8 Federal employees health benefits plan premium.....												
16. Workers' compensation.....												
17.1 Other liability-occurrence.....												
17.2 Other liability-claims-made.....												
17.3 Excess workers' compensation.....												
18. Products liability.....												
19.1 Private passenger auto no-fault (personal injury protection).....												
19.2 Other private passenger auto liability.....												
19.3 Commercial auto no-fault (personal injury protection).....												
19.4 Other commercial auto liability.....												
21.1 Private passenger auto physical damage.....												
21.2 Commercial auto physical damage.....												
22. Aircraft (all perils).....												
23. Fidelity.....												
24. Surety.....												
26. Burglary and theft.....												
27. Boiler and machinery.....												
28. Credit.....												
30. Warranty.....												
34. Aggregate write-ins for other lines of business.....	0	0	0	0	0	0	0	0	0	0	0	200
35. TOTALS (a).....	0	0	0	0	0	0	0	0	0	0	0	200

DETAILS OF WRITE-INS

3401. MISCELLANEOUS.....												200
3402.												
3403.												
3498. Summary of remaining write-ins for Line 34 from overflow page.....	0	0	0	0	0	0	0	0	0	0	0	0
3499. TOTALS (Lines 3401 through 3403 plus 3498) (Line 34 above).....	0	0	0	0	0	0	0	0	0	0	0	200

(a) Finance and service charges not included in Lines 1 to 35 \$.....0.

(b) For health business on indicated lines report: Number of persons insured under PPO managed care products.....0 and number of persons insured under indemnity only products.....0.

EXHIBIT OF PREMIUMS AND LOSSES (Statutory Page 14)



NAIC Group Code.....241 NAIC Company Code....25321

BUSINESS IN THE STATE OF MICHIGAN DURING THE YEAR

19 MI

Line of Business	Gross Premiums, Including Policy and Membership Fees, Less Return Premiums and Premiums on Policies not Taken		3 Dividends Paid or Credited to Policyholders on Direct Business	4 Direct Unearned Premium Reserves	5 Direct Losses Paid (deducting salvage)	6 Direct Losses Incurred	7 Direct Losses Unpaid	8 Direct Defense and Cost Containment Expense Paid	9 Direct Defense and Cost Containment Expense Incurred	10 Direct Defense and Cost Containment Expense Unpaid	11 Commissions and Brokerage Expenses	12 Taxes, Licenses and Fees
	1 Direct Premiums Written	2 Direct Premiums Earned										
1. Fire.....												
2.1 Allied lines.....												
2.2 Multiple peril crop.....												
2.3 Federal flood.....												
2.4 Private crop.....												
2.5 Private flood.....												
3. Farmowners multiple peril.....												
4. Homeowners multiple peril.....												
5.1 Commercial multiple peril (non-liability portion).....												
5.2 Commercial multiple peril (liability portion).....												
6. Mortgage guaranty.....												
8. Ocean marine.....												
9. Inland marine.....												
10. Financial guaranty.....												
11. Medical professional liability.....												
12. Earthquake.....												
13. Group accident and health (b).....												
14. Credit A&H (group and individual).....												
15.1 Collectively renewable A&H (b).....												
15.2 Non-cancelable A&H (b).....												
15.3 Guaranteed renewable A&H (b).....												
15.4 Non-renewable for stated reasons only (b).....												
15.5 Other accident only.....												
15.6 Medicare Title XVIII exempt from state taxes or fees.....												
15.7 All other A&H (b).....												
15.8 Federal employees health benefits plan premium.....												
16. Workers' compensation.....												
17.1 Other liability-occurrence.....												
17.2 Other liability-claims-made.....												
17.3 Excess workers' compensation.....												
18. Products liability.....												
19.1 Private passenger auto no-fault (personal injury protection).....	2,365,093	2,414,780		867,327	2,033,652	2,089,562	9,011,021	162,142	58,657	1,716,331	3,487	46,324
19.2 Other private passenger auto liability.....	416,547	438,118		148,692	637,651	510,080	705,354	92,008	87,377	69,057	609	8,158
19.3 Commercial auto no-fault (personal injury protection).....												
19.4 Other commercial auto liability.....												
21.1 Private passenger auto physical damage.....	1,496,682	1,567,733		538,058	818,167	827,236	71,774	222	(109)	(1,728)	2,262	29,324
21.2 Commercial auto physical damage.....												
22. Aircraft (all perils).....												
23. Fidelity.....												
24. Surety.....												
26. Burglary and theft.....												
27. Boiler and machinery.....												
28. Credit.....												
30. Warranty.....												
34. Aggregate write-ins for other lines of business.....	0	0	0	0	0	0	0	0	0	0	0	0
35. TOTALS (a).....	4,278,322	4,420,631	0	1,554,077	3,489,470	3,426,878	9,788,149	254,372	145,925	1,783,660	6,358	83,806

DETAILS OF WRITE-INS

3401. MISCELLANEOUS.....												
3402.												
3403.												
3498. Summary of remaining write-ins for Line 34 from overflow page.....	0	0	0	0	0	0	0	0	0	0	0	0
3499. TOTALS (Lines 3401 through 3403 plus 3498) (Line 34 above).....	0	0	0	0	0	0	0	0	0	0	0	0

(a) Finance and service charges not included in Lines 1 to 35 \$....12,383.

(b) For health business on indicated lines report: Number of persons insured under PPO managed care products.....0 and number of persons insured under indemnity only products.....0.

EXHIBIT OF PREMIUMS AND LOSSES (Statutory Page 14)



NAIC Group Code.....241 NAIC Company Code....25321

BUSINESS IN THE STATE OF MINNESOTA DURING THE YEAR

19.NM

Line of Business	Gross Premiums, Including Policy and Membership Fees, Less Return Premiums and Premiums on Policies not Taken		3 Dividends Paid or Credited to Policyholders on Direct Business	4 Direct Unearned Premium Reserves	5 Direct Losses Paid (deducting salvage)	6 Direct Losses Incurred	7 Direct Losses Unpaid	8 Direct Defense and Cost Containment Expense Paid	9 Direct Defense and Cost Containment Expense Incurred	10 Direct Defense and Cost Containment Expense Unpaid	11 Commissions and Brokerage Expenses	12 Taxes, Licenses and Fees
	1 Direct Premiums Written	2 Direct Premiums Earned										
1. Fire.....												
2.1 Allied lines.....												
2.2 Multiple peril crop.....												
2.3 Federal flood.....												
2.4 Private crop.....												
2.5 Private flood.....												
3. Farmowners multiple peril.....												
4. Homeowners multiple peril.....												
5.1 Commercial multiple peril (non-liability portion).....												
5.2 Commercial multiple peril (liability portion).....												
6. Mortgage guaranty.....												
8. Ocean marine.....												
9. Inland marine.....												
10. Financial guaranty.....												
11. Medical professional liability.....												
12. Earthquake.....												
13. Group accident and health (b).....												
14. Credit A&H (group and individual).....												
15.1 Collectively renewable A&H (b).....												
15.2 Non-cancelable A&H (b).....												
15.3 Guaranteed renewable A&H (b).....												
15.4 Non-renewable for stated reasons only (b).....												
15.5 Other accident only.....												
15.6 Medicare Title XVIII exempt from state taxes or fees.....												
15.7 All other A&H (b).....												
15.8 Federal employees health benefits plan premium.....												
16. Workers' compensation.....												
17.1 Other liability-occurrence.....												
17.2 Other liability-claims-made.....												
17.3 Excess workers' compensation.....												
18. Products liability.....												
19.1 Private passenger auto no-fault (personal injury protection).....												
19.2 Other private passenger auto liability.....												
19.3 Commercial auto no-fault (personal injury protection).....												
19.4 Other commercial auto liability.....												
21.1 Private passenger auto physical damage.....												
21.2 Commercial auto physical damage.....												
22. Aircraft (all perils).....												
23. Fidelity.....												
24. Surety.....												
26. Burglary and theft.....												
27. Boiler and machinery.....												
28. Credit.....												
30. Warranty.....												
34. Aggregate write-ins for other lines of business.....	0	0	0	0	0	0	0	0	0	0	0	0
35. TOTALS (a).....	0	0	0	0	0	0	0	0	0	0	0	0

DETAILS OF WRITE-INS

3401. MISCELLANEOUS.....												
3402.												
3403.												
3498. Summary of remaining write-ins for Line 34 from overflow page.....	0	0	0	0	0	0	0	0	0	0	0	0
3499. TOTALS (Lines 3401 through 3403 plus 3498) (Line 34 above).....	0	0	0	0	0	0	0	0	0	0	0	0

(a) Finance and service charges not included in Lines 1 to 35 \$.....0.

(b) For health business on indicated lines report: Number of persons insured under PPO managed care products.....0 and number of persons insured under indemnity only products.....0.

EXHIBIT OF PREMIUMS AND LOSSES (Statutory Page 14)



NAIC Group Code.....241 NAIC Company Code....25321

BUSINESS IN THE STATE OF MISSOURI DURING THE YEAR

19.MO

Line of Business	Gross Premiums, Including Policy and Membership Fees, Less Return Premiums and Premiums on Policies not Taken		3 Dividends Paid or Credited to Policyholders on Direct Business	4 Direct Unearned Premium Reserves	5 Direct Losses Paid (deducting salvage)	6 Direct Losses Incurred	7 Direct Losses Unpaid	8 Direct Defense and Cost Containment Expense Paid	9 Direct Defense and Cost Containment Expense Incurred	10 Direct Defense and Cost Containment Expense Unpaid	11 Commissions and Brokerage Expenses	12 Taxes, Licenses and Fees
	1 Direct Premiums Written	2 Direct Premiums Earned										
1. Fire.....												
2.1 Allied lines.....												
2.2 Multiple peril crop.....												
2.3 Federal flood.....												
2.4 Private crop.....												
2.5 Private flood.....												
3. Farmowners multiple peril.....												
4. Homeowners multiple peril.....												
5.1 Commercial multiple peril (non-liability portion).....												
5.2 Commercial multiple peril (liability portion).....												
6. Mortgage guaranty.....												
8. Ocean marine.....												
9. Inland marine.....												
10. Financial guaranty.....												
11. Medical professional liability.....												
12. Earthquake.....												
13. Group accident and health (b).....												
14. Credit A&H (group and individual).....												
15.1 Collectively renewable A&H (b).....												
15.2 Non-cancelable A&H (b).....												
15.3 Guaranteed renewable A&H (b).....												
15.4 Non-renewable for stated reasons only (b).....												
15.5 Other accident only.....												
15.6 Medicare Title XVIII exempt from state taxes or fees.....												
15.7 All other A&H (b).....												
15.8 Federal employees health benefits plan premium.....												
16. Workers' compensation.....												
17.1 Other liability-occurrence.....												
17.2 Other liability-claims-made.....												
17.3 Excess workers' compensation.....												
18. Products liability.....												
19.1 Private passenger auto no-fault (personal injury protection).....												
19.2 Other private passenger auto liability.....	109,752	112,524		29,704	33,747	72,563	180,671	1,538	5,966	16,742	531	2,775
19.3 Commercial auto no-fault (personal injury protection).....												
19.4 Other commercial auto liability.....												
21.1 Private passenger auto physical damage.....	151,524	153,238		39,900	82,057	76,896	515	96	2	683		3,822
21.2 Commercial auto physical damage.....												
22. Aircraft (all perils).....												
23. Fidelity.....												
24. Surety.....												
26. Burglary and theft.....												
27. Boiler and machinery.....												
28. Credit.....												
30. Warranty.....												
34. Aggregate write-ins for other lines of business.....	0	0	0	0	0	0	0	0	0	0	0	0
35. TOTALS (a).....	261,276	265,762	0	69,604	115,804	149,459	181,186	1,538	6,062	16,744	1,214	6,597

DETAILS OF WRITE-INS

3401. MISCELLANEOUS.....												
3402.												
3403.												
3498. Summary of remaining write-ins for Line 34 from overflow page.....	0	0	0	0	0	0	0	0	0	0	0	0
3499. TOTALS (Lines 3401 through 3403 plus 3498) (Line 34 above).....	0	0	0	0	0	0	0	0	0	0	0	0

(a) Finance and service charges not included in Lines 1 to 35 \$.....0.

(b) For health business on indicated lines report: Number of persons insured under PPO managed care products.....0 and number of persons insured under indemnity only products.....0.

EXHIBIT OF PREMIUMS AND LOSSES (Statutory Page 14)



NAIC Group Code.....241 NAIC Company Code....25321

BUSINESS IN THE STATE OF MISSISSIPPI DURING THE YEAR

19.MS

Line of Business	Gross Premiums, Including Policy and Membership Fees, Less Return Premiums and Premiums on Policies not Taken		3 Dividends Paid or Credited to Policyholders on Direct Business	4 Direct Unearned Premium Reserves	5 Direct Losses Paid (deducting salvage)	6 Direct Losses Incurred	7 Direct Losses Unpaid	8 Direct Defense and Cost Containment Expense Paid	9 Direct Defense and Cost Containment Expense Incurred	10 Direct Defense and Cost Containment Expense Unpaid	11 Commissions and Brokerage Expenses	12 Taxes, Licenses and Fees
	1 Direct Premiums Written	2 Direct Premiums Earned										
1. Fire.....												
2.1 Allied lines.....												
2.2 Multiple peril crop.....												
2.3 Federal flood.....												
2.4 Private crop.....												
2.5 Private flood.....												
3. Farmowners multiple peril.....												
4. Homeowners multiple peril.....												
5.1 Commercial multiple peril (non-liability portion).....												
5.2 Commercial multiple peril (liability portion).....												
6. Mortgage guaranty.....												
8. Ocean marine.....												
9. Inland marine.....												
10. Financial guaranty.....												
11. Medical professional liability.....												
12. Earthquake.....												
13. Group accident and health (b).....												
14. Credit A&H (group and individual).....												
15.1 Collectively renewable A&H (b).....												
15.2 Non-cancelable A&H (b).....												
15.3 Guaranteed renewable A&H (b).....												
15.4 Non-renewable for stated reasons only (b).....												
15.5 Other accident only.....												
15.6 Medicare Title XVIII exempt from state taxes or fees.....												
15.7 All other A&H (b).....												
15.8 Federal employees health benefits plan premium.....												
16. Workers' compensation.....												
17.1 Other liability-occurrence.....												
17.2 Other liability-claims-made.....												
17.3 Excess workers' compensation.....												
18. Products liability.....												
19.1 Private passenger auto no-fault (personal injury protection).....												
19.2 Other private passenger auto liability.....	4,379,852	3,979,977		2,150,447	3,186,810	3,317,340	2,982,379	144,463	167,541	262,320	151,722	87,943
19.3 Commercial auto no-fault (personal injury protection).....												
19.4 Other commercial auto liability.....												
21.1 Private passenger auto physical damage.....	6,219,831	5,948,320		2,951,822	2,769,301	2,749,971	207,759	3,194	4,001	(1,937)	217,391	124,912
21.2 Commercial auto physical damage.....												
22. Aircraft (all perils).....												
23. Fidelity.....												
24. Surety.....												
26. Burglary and theft.....												
27. Boiler and machinery.....												
28. Credit.....												
30. Warranty.....												
34. Aggregate write-ins for other lines of business.....	0	0	0	0	0	0	0	0	0	0	0	0
35. TOTALS (a).....	10,599,683	9,928,297	0	5,102,269	5,956,111	6,067,311	3,190,138	147,657	171,542	260,383	369,113	212,855

DETAILS OF WRITE-INS

3401. MISCELLANEOUS.....												
3402.												
3403.												
3498. Summary of remaining write-ins for Line 34 from overflow page.....	0	0	0	0	0	0	0	0	0	0	0	0
3499. TOTALS (Lines 3401 through 3403 plus 3498) (Line 34 above).....	0	0	0	0	0	0	0	0	0	0	0	0

(a) Finance and service charges not included in Lines 1 to 35 \$....4,625.

(b) For health business on indicated lines report: Number of persons insured under PPO managed care products.....0 and number of persons insured under indemnity only products.....0.

EXHIBIT OF PREMIUMS AND LOSSES (Statutory Page 14)



NAIC Group Code.....241 NAIC Company Code....25321

BUSINESS IN THE STATE OF MONTANA DURING THE YEAR

19.MT

Line of Business	Gross Premiums, Including Policy and Membership Fees, Less Return Premiums and Premiums on Policies not Taken		3 Dividends Paid or Credited to Policyholders on Direct Business	4 Direct Unearned Premium Reserves	5 Direct Losses Paid (deducting salvage)	6 Direct Losses Incurred	7 Direct Losses Unpaid	8 Direct Defense and Cost Containment Expense Paid	9 Direct Defense and Cost Containment Expense Incurred	10 Direct Defense and Cost Containment Expense Unpaid	11 Commissions and Brokerage Expenses	12 Taxes, Licenses and Fees
	1 Direct Premiums Written	2 Direct Premiums Earned										
1. Fire.....												
2.1 Allied lines.....												
2.2 Multiple peril crop.....												
2.3 Federal flood.....												
2.4 Private crop.....												
2.5 Private flood.....												
3. Farmowners multiple peril.....												
4. Homeowners multiple peril.....												
5.1 Commercial multiple peril (non-liability portion).....												
5.2 Commercial multiple peril (liability portion).....												
6. Mortgage guaranty.....												
8. Ocean marine.....												
9. Inland marine.....												
10. Financial guaranty.....												
11. Medical professional liability.....												
12. Earthquake.....												
13. Group accident and health (b).....												
14. Credit A&H (group and individual).....												
15.1 Collectively renewable A&H (b).....												
15.2 Non-cancelable A&H (b).....												
15.3 Guaranteed renewable A&H (b).....												
15.4 Non-renewable for stated reasons only (b).....												
15.5 Other accident only.....												
15.6 Medicare Title XVIII exempt from state taxes or fees.....												
15.7 All other A&H (b).....												
15.8 Federal employees health benefits plan premium.....												
16. Workers' compensation.....												
17.1 Other liability-occurrence.....												
17.2 Other liability-claims-made.....												
17.3 Excess workers' compensation.....												
18. Products liability.....												
19.1 Private passenger auto no-fault (personal injury protection).....												
19.2 Other private passenger auto liability.....												
19.3 Commercial auto no-fault (personal injury protection).....												
19.4 Other commercial auto liability.....												
21.1 Private passenger auto physical damage.....												
21.2 Commercial auto physical damage.....												
22. Aircraft (all perils).....												
23. Fidelity.....												
24. Surety.....												
26. Burglary and theft.....												
27. Boiler and machinery.....												
28. Credit.....												
30. Warranty.....												
34. Aggregate write-ins for other lines of business.....	0	0	0	0	0	0	0	0	0	0	0	1,900
35. TOTALS (a).....	0	0	0	0	0	0	0	0	0	0	0	1,900

DETAILS OF WRITE-INS

3401. MISCELLANEOUS.....												1,900
3402.												
3403.												
3498. Summary of remaining write-ins for Line 34 from overflow page.....	0	0	0	0	0	0	0	0	0	0	0	0
3499. TOTALS (Lines 3401 through 3403 plus 3498) (Line 34 above).....	0	0	0	0	0	0	0	0	0	0	0	1,900

(a) Finance and service charges not included in Lines 1 to 35 \$.....0.

(b) For health business on indicated lines report: Number of persons insured under PPO managed care products.....0 and number of persons insured under indemnity only products.....0.

EXHIBIT OF PREMIUMS AND LOSSES (Statutory Page 14)



NAIC Group Code.....241 NAIC Company Code....25321

BUSINESS IN THE STATE OF NORTH CAROLINA DURING THE YEAR

Line of Business	Gross Premiums, Including Policy and Membership Fees, Less Return Premiums and Premiums on Policies not Taken		3 Dividends Paid or Credited to Policyholders on Direct Business	4 Direct Unearned Premium Reserves	5 Direct Losses Paid (deducting salvage)	6 Direct Losses Incurred	7 Direct Losses Unpaid	8 Direct Defense and Cost Containment Expense Paid	9 Direct Defense and Cost Containment Expense Incurred	10 Direct Defense and Cost Containment Expense Unpaid	11 Commissions and Brokerage Expenses	12 Taxes, Licenses and Fees
	1 Direct Premiums Written	2 Direct Premiums Earned										
1. Fire.....												
2.1 Allied lines.....												
2.2 Multiple peril crop.....												
2.3 Federal flood.....												
2.4 Private crop.....												
2.5 Private flood.....												
3. Farmowners multiple peril.....												
4. Homeowners multiple peril.....	112,654	116,650		59,038	1,948	10,514	19,139		226	578	13,662	2,899
5.1 Commercial multiple peril (non-liability portion).....												
5.2 Commercial multiple peril (liability portion).....												
6. Mortgage guaranty.....												
8. Ocean marine.....												
9. Inland marine.....	1,673	1,676		714		104	283		2	8	215	44
10. Financial guaranty.....												
11. Medical professional liability.....												
12. Earthquake.....	1,845	1,919		708		140	317		4	10	219	47
13. Group accident and health (b).....												
14. Credit A&H (group and individual).....												
15.1 Collectively renewable A&H (b).....												
15.2 Non-cancelable A&H (b).....												
15.3 Guaranteed renewable A&H (b).....												
15.4 Non-renewable for stated reasons only (b).....												
15.5 Other accident only.....												
15.6 Medicare Title XVIII exempt from state taxes or fees.....												
15.7 All other A&H (b).....												
15.8 Federal employees health benefits plan premium.....												
16. Workers' compensation.....												
17.1 Other liability-occurrence.....												
17.2 Other liability-claims-made.....												
17.3 Excess workers' compensation.....												
18. Products liability.....												
19.1 Private passenger auto no-fault (personal injury protection).....												
19.2 Other private passenger auto liability.....	4,610,423	4,629,554	191	1,418,855	3,288,263	3,035,810	2,341,556	64,669	68,023	190,534	211,751	99,548
19.3 Commercial auto no-fault (personal injury protection).....												
19.4 Other commercial auto liability.....												
21.1 Private passenger auto physical damage.....	4,190,846	4,194,474	183	1,329,194	2,121,609	2,192,199	95,102	4,480	4,548	2,230	192,630	90,479
21.2 Commercial auto physical damage.....												
22. Aircraft (all perils).....												
23. Fidelity.....												
24. Surety.....												
26. Burglary and theft.....												
27. Boiler and machinery.....												
28. Credit.....												
30. Warranty.....												
34. Aggregate write-ins for other lines of business.....	0	0	0	0	0	0	0	0	0	0	0	0
35. TOTALS (a).....	8,917,441	8,944,273	374	2,808,509	5,411,820	5,238,767	2,456,397	69,149	72,803	193,360	418,477	193,017

19.NC

DETAILS OF WRITE-INS

3401. MISCELLANEOUS.....												
3402.												
3403.												
3498. Summary of remaining write-ins for Line 34 from overflow page.....	0	0	0	0	0	0	0	0	0	0	0	0
3499. TOTALS (Lines 3401 through 3403 plus 3498) (Line 34 above).....	0	0	0	0	0	0	0	0	0	0	0	0

(a) Finance and service charges not included in Lines 1 to 35 \$....16,550.

(b) For health business on indicated lines report: Number of persons insured under PPO managed care products.....0 and number of persons insured under indemnity only products.....0.

EXHIBIT OF PREMIUMS AND LOSSES (Statutory Page 14)



NAIC Group Code.....241 NAIC Company Code....25321

BUSINESS IN THE STATE OF NORTH DAKOTA DURING THE YEAR

19.ND

Line of Business	Gross Premiums, Including Policy and Membership Fees, Less Return Premiums and Premiums on Policies not Taken		3 Dividends Paid or Credited to Policyholders on Direct Business	4 Direct Unearned Premium Reserves	5 Direct Losses Paid (deducting salvage)	6 Direct Losses Incurred	7 Direct Losses Unpaid	8 Direct Defense and Cost Containment Expense Paid	9 Direct Defense and Cost Containment Expense Incurred	10 Direct Defense and Cost Containment Expense Unpaid	11 Commissions and Brokerage Expenses	12 Taxes, Licenses and Fees
	1 Direct Premiums Written	2 Direct Premiums Earned										
1. Fire.....												
2.1 Allied lines.....												
2.2 Multiple peril crop.....												
2.3 Federal flood.....												
2.4 Private crop.....												
2.5 Private flood.....												
3. Farmowners multiple peril.....												
4. Homeowners multiple peril.....	5,798	4,472		2,378		129	136		4	4	714	488
5.1 Commercial multiple peril (non-liability portion).....												
5.2 Commercial multiple peril (liability portion).....												
6. Mortgage guaranty.....												
8. Ocean marine.....												
9. Inland marine.....												
10. Financial guaranty.....												
11. Medical professional liability.....												
12. Earthquake.....												
13. Group accident and health (b).....												
14. Credit A&H (group and individual).....												
15.1 Collectively renewable A&H (b).....												
15.2 Non-cancelable A&H (b).....												
15.3 Guaranteed renewable A&H (b).....												
15.4 Non-renewable for stated reasons only (b).....												
15.5 Other accident only.....												
15.6 Medicare Title XVIII exempt from state taxes or fees.....												
15.7 All other A&H (b).....												
15.8 Federal employees health benefits plan premium.....												
16. Workers' compensation.....												
17.1 Other liability-occurrence.....												
17.2 Other liability-claims-made.....												
17.3 Excess workers' compensation.....												
18. Products liability.....												
19.1 Private passenger auto no-fault (personal injury protection).....												
19.2 Other private passenger auto liability.....												
19.3 Commercial auto no-fault (personal injury protection).....												
19.4 Other commercial auto liability.....												
21.1 Private passenger auto physical damage.....												
21.2 Commercial auto physical damage.....												
22. Aircraft (all perils).....												
23. Fidelity.....												
24. Surety.....												
26. Burglary and theft.....												
27. Boiler and machinery.....												
28. Credit.....												
30. Warranty.....												
34. Aggregate write-ins for other lines of business.....	0	0	0	0	0	0	0	0	0	0	0	0
35. TOTALS (a).....	5,798	4,472	0	2,378	0	129	136	0	4	4	714	488

DETAILS OF WRITE-INS

3401. MISCELLANEOUS.....												
3402.												
3403.												
3498. Summary of remaining write-ins for Line 34 from overflow page.....	0	0	0	0	0	0	0	0	0	0	0	0
3499. TOTALS (Lines 3401 through 3403 plus 3498) (Line 34 above).....	0	0	0	0	0	0	0	0	0	0	0	0

(a) Finance and service charges not included in Lines 1 to 35 \$.....0.

(b) For health business on indicated lines report: Number of persons insured under PPO managed care products.....0 and number of persons insured under indemnity only products.....0.

EXHIBIT OF PREMIUMS AND LOSSES (Statutory Page 14)



NAIC Group Code.....241 NAIC Company Code....25321

BUSINESS IN THE STATE OF NEBRASKA DURING THE YEAR

19.NE

Table with 12 columns: Line of Business, Direct Premiums Written, Direct Premiums Earned, Dividends Paid or Credited to Policyholders on Direct Business, Direct Unearned Premium Reserves, Direct Losses Paid (deducting salvage), Direct Losses Incurred, Direct Losses Unpaid, Direct Defense and Cost Containment Expense Paid, Direct Defense and Cost Containment Expense Incurred, Direct Defense and Cost Containment Expense Unpaid, Commissions and Brokerage Expenses, Taxes, Licenses and Fees. Rows include various insurance categories like Fire, Flood, Auto, and Marine, ending with a TOTALS row.

DETAILS OF WRITE-INS

Table with 12 columns for details of write-ins, including rows for MISCELLANEOUS, Summary of remaining write-ins for Line 34, and TOTALS for Lines 3401 through 3403 plus 3498.

(a) Finance and service charges not included in Lines 1 to 35 \$....375.

(b) For health business on indicated lines report: Number of persons insured under PPO managed care products.....0 and number of persons insured under indemnity only products.....0.

EXHIBIT OF PREMIUMS AND LOSSES (Statutory Page 14)



NAIC Group Code.....241 NAIC Company Code....25321

BUSINESS IN THE STATE OF NEW HAMPSHIRE DURING THE YEAR

19.NH

Line of Business	Gross Premiums, Including Policy and Membership Fees, Less Return Premiums and Premiums on Policies not Taken		3 Dividends Paid or Credited to Policyholders on Direct Business	4 Direct Unearned Premium Reserves	5 Direct Losses Paid (deducting salvage)	6 Direct Losses Incurred	7 Direct Losses Unpaid	8 Direct Defense and Cost Containment Expense Paid	9 Direct Defense and Cost Containment Expense Incurred	10 Direct Defense and Cost Containment Expense Unpaid	11 Commissions and Brokerage Expenses	12 Taxes, Licenses and Fees
	1 Direct Premiums Written	2 Direct Premiums Earned										
1. Fire.....												
2.1 Allied lines.....												
2.2 Multiple peril crop.....												
2.3 Federal flood.....												
2.4 Private crop.....												
2.5 Private flood.....												
3. Farmowners multiple peril.....												
4. Homeowners multiple peril.....												
5.1 Commercial multiple peril (non-liability portion).....												
5.2 Commercial multiple peril (liability portion).....												
6. Mortgage guaranty.....												
8. Ocean marine.....												
9. Inland marine.....												
10. Financial guaranty.....												
11. Medical professional liability.....												
12. Earthquake.....												
13. Group accident and health (b).....												
14. Credit A&H (group and individual).....												
15.1 Collectively renewable A&H (b).....												
15.2 Non-cancelable A&H (b).....												
15.3 Guaranteed renewable A&H (b).....												
15.4 Non-renewable for stated reasons only (b).....												
15.5 Other accident only.....												
15.6 Medicare Title XVIII exempt from state taxes or fees.....												
15.7 All other A&H (b).....												
15.8 Federal employees health benefits plan premium.....												
16. Workers' compensation.....												
17.1 Other liability-occurrence.....												
17.2 Other liability-claims-made.....												
17.3 Excess workers' compensation.....												
18. Products liability.....												
19.1 Private passenger auto no-fault (personal injury protection).....												
19.2 Other private passenger auto liability.....												
19.3 Commercial auto no-fault (personal injury protection).....												
19.4 Other commercial auto liability.....												
21.1 Private passenger auto physical damage.....												
21.2 Commercial auto physical damage.....												
22. Aircraft (all perils).....												
23. Fidelity.....												
24. Surety.....												
26. Burglary and theft.....												
27. Boiler and machinery.....												
28. Credit.....												
30. Warranty.....												
34. Aggregate write-ins for other lines of business.....	0	0	0	0	0	0	0	0	0	0	0	375
35. TOTALS (a).....	0	0	0	0	0	0	0	0	0	0	0	375

DETAILS OF WRITE-INS

3401. MISCELLANEOUS.....												375
3402.												
3403.												
3498. Summary of remaining write-ins for Line 34 from overflow page.....	0	0	0	0	0	0	0	0	0	0	0	0
3499. TOTALS (Lines 3401 through 3403 plus 3498) (Line 34 above).....	0	0	0	0	0	0	0	0	0	0	0	375

(a) Finance and service charges not included in Lines 1 to 35 \$.....0.

(b) For health business on indicated lines report: Number of persons insured under PPO managed care products.....0 and number of persons insured under indemnity only products.....0.

EXHIBIT OF PREMIUMS AND LOSSES (Statutory Page 14)



NAIC Group Code.....241 NAIC Company Code....25321

BUSINESS IN THE STATE OF NEW JERSEY DURING THE YEAR

19.NJ

Line of Business	Gross Premiums, Including Policy and Membership Fees, Less Return Premiums and Premiums on Policies not Taken		3 Dividends Paid or Credited to Policyholders on Direct Business	4 Direct Unearned Premium Reserves	5 Direct Losses Paid (deducting salvage)	6 Direct Losses Incurred	7 Direct Losses Unpaid	8 Direct Defense and Cost Containment Expense Paid	9 Direct Defense and Cost Containment Expense Incurred	10 Direct Defense and Cost Containment Expense Unpaid	11 Commissions and Brokerage Expenses	12 Taxes, Licenses and Fees
	1 Direct Premiums Written	2 Direct Premiums Earned										
1. Fire.....												
2.1 Allied lines.....												
2.2 Multiple peril crop.....												
2.3 Federal flood.....												
2.4 Private crop.....												
2.5 Private flood.....												
3. Farmowners multiple peril.....												
4. Homeowners multiple peril.....												
5.1 Commercial multiple peril (non-liability portion).....												
5.2 Commercial multiple peril (liability portion).....												
6. Mortgage guaranty.....												
8. Ocean marine.....												
9. Inland marine.....												
10. Financial guaranty.....												
11. Medical professional liability.....												
12. Earthquake.....												
13. Group accident and health (b).....												
14. Credit A&H (group and individual).....												
15.1 Collectively renewable A&H (b).....												
15.2 Non-cancelable A&H (b).....												
15.3 Guaranteed renewable A&H (b).....												
15.4 Non-renewable for stated reasons only (b).....												
15.5 Other accident only.....												
15.6 Medicare Title XVIII exempt from state taxes or fees.....												
15.7 All other A&H (b).....												
15.8 Federal employees health benefits plan premium.....												
16. Workers' compensation.....												
17.1 Other liability-occurrence.....												
17.2 Other liability-claims-made.....												
17.3 Excess workers' compensation.....												
18. Products liability.....												
19.1 Private passenger auto no-fault (personal injury protection).....	2,966,936	2,993,769	194	702,487	1,266,720	2,210,122	2,795,873	421,836	577,916	532,530	128,342	122,779
19.2 Other private passenger auto liability.....	6,656,704	6,746,378	438	1,577,917	3,989,566	3,923,800	7,290,991	554,045	608,366	670,526	287,938	275,468
19.3 Commercial auto no-fault (personal injury protection).....												
19.4 Other commercial auto liability.....												
21.1 Private passenger auto physical damage.....	5,247,013	5,345,806	354	1,235,437	2,566,826	2,553,214	33,609	9,329	11,436	4,276	226,987	217,135
21.2 Commercial auto physical damage.....												
22. Aircraft (all perils).....												
23. Fidelity.....												
24. Surety.....												
26. Burglary and theft.....												
27. Boiler and machinery.....												
28. Credit.....												
30. Warranty.....												
34. Aggregate write-ins for other lines of business.....	0	0	0	0	0	0	0	0	0	0	0	0
35. TOTALS (a).....	14,870,653	15,085,953	986	3,515,841	7,823,112	8,687,136	10,120,473	985,210	1,197,718	1,207,332	643,267	615,382

DETAILS OF WRITE-INS

3401. MISCELLANEOUS.....												
3402.												
3403.												
3498. Summary of remaining write-ins for Line 34 from overflow page.....	0	0	0	0	0	0	0	0	0	0	0	0
3499. TOTALS (Lines 3401 through 3403 plus 3498) (Line 34 above).....	0	0	0	0	0	0	0	0	0	0	0	0

(a) Finance and service charges not included in Lines 1 to 35 \$....38,835

(b) For health business on indicated lines report: Number of persons insured under PPO managed care products.....0 and number of persons insured under indemnity only products.....0.

EXHIBIT OF PREMIUMS AND LOSSES (Statutory Page 14)



NAIC Group Code.....241 NAIC Company Code....25321

BUSINESS IN THE STATE OF NEW MEXICO DURING THE YEAR

19.NM

Line of Business	Gross Premiums, Including Policy and Membership Fees, Less Return Premiums and Premiums on Policies not Taken		3 Dividends Paid or Credited to Policyholders on Direct Business	4 Direct Unearned Premium Reserves	5 Direct Losses Paid (deducting salvage)	6 Direct Losses Incurred	7 Direct Losses Unpaid	8 Direct Defense and Cost Containment Expense Paid	9 Direct Defense and Cost Containment Expense Incurred	10 Direct Defense and Cost Containment Expense Unpaid	11 Commissions and Brokerage Expenses	12 Taxes, Licenses and Fees
	1 Direct Premiums Written	2 Direct Premiums Earned										
1. Fire.....												
2.1 Allied lines.....												
2.2 Multiple peril crop.....												
2.3 Federal flood.....												
2.4 Private crop.....												
2.5 Private flood.....												
3. Farmowners multiple peril.....												
4. Homeowners multiple peril.....												
5.1 Commercial multiple peril (non-liability portion).....												
5.2 Commercial multiple peril (liability portion).....												
6. Mortgage guaranty.....												
8. Ocean marine.....												
9. Inland marine.....												
10. Financial guaranty.....												
11. Medical professional liability.....												
12. Earthquake.....												
13. Group accident and health (b).....												
14. Credit A&H (group and individual).....												
15.1 Collectively renewable A&H (b).....												
15.2 Non-cancelable A&H (b).....												
15.3 Guaranteed renewable A&H (b).....												
15.4 Non-renewable for stated reasons only (b).....												
15.5 Other accident only.....												
15.6 Medicare Title XVIII exempt from state taxes or fees.....												
15.7 All other A&H (b).....												
15.8 Federal employees health benefits plan premium.....												
16. Workers' compensation.....												
17.1 Other liability-occurrence.....												
17.2 Other liability-claims-made.....												
17.3 Excess workers' compensation.....												
18. Products liability.....												
19.1 Private passenger auto no-fault (personal injury protection).....												
19.2 Other private passenger auto liability.....	3,344,593	3,185,709	905	1,312,440	2,373,379	1,966,272	2,837,232	175,477	160,437	258,249	107,479	100,292
19.3 Commercial auto no-fault (personal injury protection).....												
19.4 Other commercial auto liability.....												
21.1 Private passenger auto physical damage.....	2,769,971	2,575,629	712	1,110,778	1,301,932	1,268,037	(7,109)	3,454	4,945	1,846	89,147	83,038
21.2 Commercial auto physical damage.....												
22. Aircraft (all perils).....												
23. Fidelity.....												
24. Surety.....												
26. Burglary and theft.....												
27. Boiler and machinery.....												
28. Credit.....												
30. Warranty.....												
34. Aggregate write-ins for other lines of business.....	0	0	0	0	0	0	0	0	0	0	0	0
35. TOTALS (a).....	6,114,564	5,761,338	1,617	2,423,218	3,675,311	3,234,309	2,830,123	178,931	165,382	260,095	196,626	183,330

DETAILS OF WRITE-INS

3401. MISCELLANEOUS.....												
3402.												
3403.												
3498. Summary of remaining write-ins for Line 34 from overflow page.....	0	0	0	0	0	0	0	0	0	0	0	0
3499. TOTALS (Lines 3401 through 3403 plus 3498) (Line 34 above).....	0	0	0	0	0	0	0	0	0	0	0	0

(a) Finance and service charges not included in Lines 1 to 35 \$....6,723.

(b) For health business on indicated lines report: Number of persons insured under PPO managed care products.....0 and number of persons insured under indemnity only products.....0.

EXHIBIT OF PREMIUMS AND LOSSES (Statutory Page 14)



NAIC Group Code.....241 NAIC Company Code....25321

BUSINESS IN THE STATE OF NEVADA DURING THE YEAR

Line of Business	Gross Premiums, Including Policy and Membership Fees, Less Return Premiums and Premiums on Policies not Taken		3 Dividends Paid or Credited to Policyholders on Direct Business	4 Direct Unearned Premium Reserves	5 Direct Losses Paid (deducting salvage)	6 Direct Losses Incurred	7 Direct Losses Unpaid	8 Direct Defense and Cost Containment Expense Paid	9 Direct Defense and Cost Containment Expense Incurred	10 Direct Defense and Cost Containment Expense Unpaid	11 Commissions and Brokerage Expenses	12 Taxes, Licenses and Fees
	1 Direct Premiums Written	2 Direct Premiums Earned										
1. Fire.....												
2.1 Allied lines.....												
2.2 Multiple peril crop.....												
2.3 Federal flood.....												
2.4 Private crop.....												
2.5 Private flood.....												
3. Farmowners multiple peril.....												
4. Homeowners multiple peril.....	6,663	8,044		3,796	21,061	21,057	40	13,449	13,452	4	777	4,543
5.1 Commercial multiple peril (non-liability portion).....												
5.2 Commercial multiple peril (liability portion).....												
6. Mortgage guaranty.....												
8. Ocean marine.....												
9. Inland marine.....												
10. Financial guaranty.....												
11. Medical professional liability.....												
12. Earthquake.....												
13. Group accident and health (b).....												
14. Credit A&H (group and individual).....												
15.1 Collectively renewable A&H (b).....												
15.2 Non-cancelable A&H (b).....												
15.3 Guaranteed renewable A&H (b).....												
15.4 Non-renewable for stated reasons only (b).....												
15.5 Other accident only.....												
15.6 Medicare Title XVIII exempt from state taxes or fees.....												
15.7 All other A&H (b).....												
15.8 Federal employees health benefits plan premium.....												
16. Workers' compensation.....												
17.1 Other liability-occurrence.....												
17.2 Other liability-claims-made.....												
17.3 Excess workers' compensation.....												
18. Products liability.....												
19.1 Private passenger auto no-fault (personal injury protection).....												
19.2 Other private passenger auto liability.....												
19.3 Commercial auto no-fault (personal injury protection).....												
19.4 Other commercial auto liability.....												
21.1 Private passenger auto physical damage.....												
21.2 Commercial auto physical damage.....												
22. Aircraft (all perils).....												
23. Fidelity.....												
24. Surety.....												
26. Burglary and theft.....												
27. Boiler and machinery.....												
28. Credit.....												
30. Warranty.....												
34. Aggregate write-ins for other lines of business.....	0	0	0	0	0	0	0	0	0	0	0	0
35. TOTALS (a).....	6,663	8,044	0	3,796	21,061	21,057	40	13,449	13,452	4	777	4,543

DETAILS OF WRITE-INS

3401. MISCELLANEOUS.....												
3402.												
3403.												
3498. Summary of remaining write-ins for Line 34 from overflow page.....	0	0	0	0	0	0	0	0	0	0	0	0
3499. TOTALS (Lines 3401 through 3403 plus 3498) (Line 34 above).....	0	0	0	0	0	0	0	0	0	0	0	0

(a) Finance and service charges not included in Lines 1 to 35 \$.....0.

(b) For health business on indicated lines report: Number of persons insured under PPO managed care products.....0 and number of persons insured under indemnity only products.....0.

19.NV

EXHIBIT OF PREMIUMS AND LOSSES (Statutory Page 14)



NAIC Group Code.....241 NAIC Company Code....25321

BUSINESS IN THE STATE OF NEW YORK DURING THE YEAR

19.NY

Line of Business	Gross Premiums, Including Policy and Membership Fees, Less Return Premiums and Premiums on Policies not Taken		3 Dividends Paid or Credited to Policyholders on Direct Business	4 Direct Unearned Premium Reserves	5 Direct Losses Paid (deducting salvage)	6 Direct Losses Incurred	7 Direct Losses Unpaid	8 Direct Defense and Cost Containment Expense Paid	9 Direct Defense and Cost Containment Expense Incurred	10 Direct Defense and Cost Containment Expense Unpaid	11 Commissions and Brokerage Expenses	12 Taxes, Licenses and Fees
	1 Direct Premiums Written	2 Direct Premiums Earned										
1. Fire.....												
2.1 Allied lines.....												
2.2 Multiple peril crop.....												
2.3 Federal flood.....												
2.4 Private crop.....												
2.5 Private flood.....												
3. Farmowners multiple peril.....												
4. Homeowners multiple peril.....												
5.1 Commercial multiple peril (non-liability portion).....												
5.2 Commercial multiple peril (liability portion).....												
6. Mortgage guaranty.....												
8. Ocean marine.....												
9. Inland marine.....												
10. Financial guaranty.....												
11. Medical professional liability.....												
12. Earthquake.....												
13. Group accident and health (b).....												
14. Credit A&H (group and individual).....												
15.1 Collectively renewable A&H (b).....												
15.2 Non-cancelable A&H (b).....												
15.3 Guaranteed renewable A&H (b).....												
15.4 Non-renewable for stated reasons only (b).....												
15.5 Other accident only.....												
15.6 Medicare Title XVIII exempt from state taxes or fees.....												
15.7 All other A&H (b).....												
15.8 Federal employees health benefits plan premium.....												
16. Workers' compensation.....												
17.1 Other liability-occurrence.....												
17.2 Other liability-claims-made.....												
17.3 Excess workers' compensation.....												
18. Products liability.....												
19.1 Private passenger auto no-fault (personal injury protection).....												
19.2 Other private passenger auto liability.....												
19.3 Commercial auto no-fault (personal injury protection).....												
19.4 Other commercial auto liability.....												
21.1 Private passenger auto physical damage.....												
21.2 Commercial auto physical damage.....												
22. Aircraft (all perils).....												
23. Fidelity.....												
24. Surety.....												
26. Burglary and theft.....												
27. Boiler and machinery.....												
28. Credit.....												
30. Warranty.....												
34. Aggregate write-ins for other lines of business.....	0	0	0	0	0	0	0	0	0	0	0	(97)
35. TOTALS (a).....	0	0	0	0	0	0	0	0	0	0	0	(97)

DETAILS OF WRITE-INS

3401. MISCELLANEOUS.....												(97)
3402.												
3403.												
3498. Summary of remaining write-ins for Line 34 from overflow page.....	0	0	0	0	0	0	0	0	0	0	0	0
3499. TOTALS (Lines 3401 through 3403 plus 3498) (Line 34 above).....	0	0	0	0	0	0	0	0	0	0	0	(97)

(a) Finance and service charges not included in Lines 1 to 35 \$.....0.

(b) For health business on indicated lines report: Number of persons insured under PPO managed care products.....0 and number of persons insured under indemnity only products.....0.

EXHIBIT OF PREMIUMS AND LOSSES (Statutory Page 14)



NAIC Group Code.....241 NAIC Company Code....25321

BUSINESS IN THE STATE OF OHIO DURING THE YEAR

19.OH

Line of Business	Gross Premiums, Including Policy and Membership Fees, Less Return Premiums and Premiums on Policies not Taken		3 Dividends Paid or Credited to Policyholders on Direct Business	4 Direct Unearned Premium Reserves	5 Direct Losses Paid (deducting salvage)	6 Direct Losses Incurred	7 Direct Losses Unpaid	8 Direct Defense and Cost Containment Expense Paid	9 Direct Defense and Cost Containment Expense Incurred	10 Direct Defense and Cost Containment Expense Unpaid	11 Commissions and Brokerage Expenses	12 Taxes, Licenses and Fees
	1 Direct Premiums Written	2 Direct Premiums Earned										
1. Fire.....												
2.1 Allied lines.....												
2.2 Multiple peril crop.....												
2.3 Federal flood.....												
2.4 Private crop.....												
2.5 Private flood.....												
3. Farmowners multiple peril.....												
4. Homeowners multiple peril.....												
5.1 Commercial multiple peril (non-liability portion).....												
5.2 Commercial multiple peril (liability portion).....												
6. Mortgage guaranty.....												
8. Ocean marine.....												
9. Inland marine.....												
10. Financial guaranty.....												
11. Medical professional liability.....												
12. Earthquake.....												
13. Group accident and health (b).....												
14. Credit A&H (group and individual).....												
15.1 Collectively renewable A&H (b).....												
15.2 Non-cancelable A&H (b).....												
15.3 Guaranteed renewable A&H (b).....												
15.4 Non-renewable for stated reasons only (b).....												
15.5 Other accident only.....												
15.6 Medicare Title XVIII exempt from state taxes or fees.....												
15.7 All other A&H (b).....												
15.8 Federal employees health benefits plan premium.....												
16. Workers' compensation.....												
17.1 Other liability-occurrence.....												
17.2 Other liability-claims-made.....												
17.3 Excess workers' compensation.....												
18. Products liability.....												
19.1 Private passenger auto no-fault (personal injury protection).....												
19.2 Other private passenger auto liability.....	25,743	25,921		8,215	1,162	(38,476)	3,629	150	(3,415)	231	(43)	946
19.3 Commercial auto no-fault (personal injury protection).....												
19.4 Other commercial auto liability.....												
21.1 Private passenger auto physical damage.....	30,960	30,168		11,758	17,521	16,346	(1,119)		37	41	2	1,163
21.2 Commercial auto physical damage.....												
22. Aircraft (all perils).....												
23. Fidelity.....												
24. Surety.....												
26. Burglary and theft.....												
27. Boiler and machinery.....												
28. Credit.....												
30. Warranty.....												
34. Aggregate write-ins for other lines of business.....	0	0	0	0	0	0	0	0	0	0	0	0
35. TOTALS (a).....	56,703	56,089	0	19,973	18,683	(22,130)	2,510	150	(3,378)	272	(41)	2,109

DETAILS OF WRITE-INS

3401. MISCELLANEOUS.....												
3402.												
3403.												
3498. Summary of remaining write-ins for Line 34 from overflow page.....	0	0	0	0	0	0	0	0	0	0	0	0
3499. TOTALS (Lines 3401 through 3403 plus 3498) (Line 34 above).....	0	0	0	0	0	0	0	0	0	0	0	0

(a) Finance and service charges not included in Lines 1 to 35 \$....610.

(b) For health business on indicated lines report: Number of persons insured under PPO managed care products.....0 and number of persons insured under indemnity only products.....0.

EXHIBIT OF PREMIUMS AND LOSSES (Statutory Page 14)



NAIC Group Code.....241 NAIC Company Code....25321

BUSINESS IN THE STATE OF OKLAHOMA DURING THE YEAR

19.0K

Line of Business	Gross Premiums, Including Policy and Membership Fees, Less Return Premiums and Premiums on Policies not Taken		3 Dividends Paid or Credited to Policyholders on Direct Business	4 Direct Unearned Premium Reserves	5 Direct Losses Paid (deducting salvage)	6 Direct Losses Incurred	7 Direct Losses Unpaid	8 Direct Defense and Cost Containment Expense Paid	9 Direct Defense and Cost Containment Expense Incurred	10 Direct Defense and Cost Containment Expense Unpaid	11 Commissions and Brokerage Expenses	12 Taxes, Licenses and Fees
	1 Direct Premiums Written	2 Direct Premiums Earned										
1. Fire.....												
2.1 Allied lines.....												
2.2 Multiple peril crop.....												
2.3 Federal flood.....												
2.4 Private crop.....												
2.5 Private flood.....												
3. Farmowners multiple peril.....												
4. Homeowners multiple peril.....												
5.1 Commercial multiple peril (non-liability portion).....												
5.2 Commercial multiple peril (liability portion).....												
6. Mortgage guaranty.....												
8. Ocean marine.....												
9. Inland marine.....												
10. Financial guaranty.....												
11. Medical professional liability.....												
12. Earthquake.....												
13. Group accident and health (b).....												
14. Credit A&H (group and individual).....												
15.1 Collectively renewable A&H (b).....												
15.2 Non-cancelable A&H (b).....												
15.3 Guaranteed renewable A&H (b).....												
15.4 Non-renewable for stated reasons only (b).....												
15.5 Other accident only.....												
15.6 Medicare Title XVIII exempt from state taxes or fees.....												
15.7 All other A&H (b).....												
15.8 Federal employees health benefits plan premium.....												
16. Workers' compensation.....												
17.1 Other liability-occurrence.....												
17.2 Other liability-claims-made.....												
17.3 Excess workers' compensation.....												
18. Products liability.....												
19.1 Private passenger auto no-fault (personal injury protection).....												
19.2 Other private passenger auto liability.....	279,392	237,950		95,832	145,392	199,119	82,309	5,106	6,781	46,037	7,448	
19.3 Commercial auto no-fault (personal injury protection).....												
19.4 Other commercial auto liability.....												
21.1 Private passenger auto physical damage.....	123,920	99,926		43,046	56,595	75,177	15,237	110	(152)	(150)	208	3,334
21.2 Commercial auto physical damage.....												
22. Aircraft (all perils).....												
23. Fidelity.....												
24. Surety.....												
26. Burglary and theft.....												
27. Boiler and machinery.....												
28. Credit.....												
30. Warranty.....												
34. Aggregate write-ins for other lines of business.....	0	0	0	0	0	0	0	0	0	0	0	0
35. TOTALS (a).....	403,312	337,876	0	138,878	201,987	274,296	97,546	110	4,954	6,631	46,245	10,782

DETAILS OF WRITE-INS

3401. MISCELLANEOUS.....												
3402.												
3403.												
3498. Summary of remaining write-ins for Line 34 from overflow page.....	0	0	0	0	0	0	0	0	0	0	0	0
3499. TOTALS (Lines 3401 through 3403 plus 3498) (Line 34 above).....	0	0	0	0	0	0	0	0	0	0	0	0

(a) Finance and service charges not included in Lines 1 to 35 \$.....0.

(b) For health business on indicated lines report: Number of persons insured under PPO managed care products.....0 and number of persons insured under indemnity only products.....0.

EXHIBIT OF PREMIUMS AND LOSSES (Statutory Page 14)



NAIC Group Code.....241 NAIC Company Code....25321

BUSINESS IN THE STATE OF OREGON DURING THE YEAR

19. OR

Line of Business	Gross Premiums, Including Policy and Membership Fees, Less Return Premiums and Premiums on Policies not Taken		3 Dividends Paid or Credited to Policyholders on Direct Business	4 Direct Unearned Premium Reserves	5 Direct Losses Paid (deducting salvage)	6 Direct Losses Incurred	7 Direct Losses Unpaid	8 Direct Defense and Cost Containment Expense Paid	9 Direct Defense and Cost Containment Expense Incurred	10 Direct Defense and Cost Containment Expense Unpaid	11 Commissions and Brokerage Expenses	12 Taxes, Licenses and Fees
	1 Direct Premiums Written	2 Direct Premiums Earned										
1. Fire.....												
2.1 Allied lines.....												
2.2 Multiple peril crop.....												
2.3 Federal flood.....												
2.4 Private crop.....												
2.5 Private flood.....												
3. Farmowners multiple peril.....												
4. Homeowners multiple peril.....	2,864,234	2,690,856	972	1,537,462	1,144,623	1,081,001	173,385	26,873	22,560	6,935	87,254	76,227
5.1 Commercial multiple peril (non-liability portion).....												
5.2 Commercial multiple peril (liability portion).....												
6. Mortgage guaranty.....												
8. Ocean marine.....												
9. Inland marine.....	71,585	70,831		38,620	20,819	20,066	2,953		(32)	94	2,195	1,903
10. Financial guaranty.....												
11. Medical professional liability.....												
12. Earthquake.....	154,934	150,541		76,603		(1,396)	7,275		(67)	218	4,608	4,138
13. Group accident and health (b).....												
14. Credit A&H (group and individual).....												
15.1 Collectively renewable A&H (b).....												
15.2 Non-cancelable A&H (b).....												
15.3 Guaranteed renewable A&H (b).....												
15.4 Non-renewable for stated reasons only (b).....												
15.5 Other accident only.....												
15.6 Medicare Title XVIII exempt from state taxes or fees.....												
15.7 All other A&H (b).....												
15.8 Federal employees health benefits plan premium.....												
16. Workers' compensation.....												
17.1 Other liability-occurrence.....												
17.2 Other liability-claims-made.....												
17.3 Excess workers' compensation.....												
18. Products liability.....												
19.1 Private passenger auto no-fault (personal injury protection).....	1,021,854	970,365	169	444,579	790,107	540,812	(111,244)	7,774	(41,470)	(21,189)	34,136	21,320
19.2 Other private passenger auto liability.....	6,377,429	6,032,102	1,030	2,726,488	2,653,864	3,976,672	3,924,901	125,345	268,033	347,507	212,799	133,067
19.3 Commercial auto no-fault (personal injury protection).....												
19.4 Other commercial auto liability.....												
21.1 Private passenger auto physical damage.....	4,941,555	4,565,895	740	2,073,532	1,836,272	1,897,858	62,507	12,502	10,489	250	163,842	103,142
21.2 Commercial auto physical damage.....												
22. Aircraft (all perils).....												
23. Fidelity.....												
24. Surety.....												
26. Burglary and theft.....												
27. Boiler and machinery.....												
28. Credit.....												
30. Warranty.....												
34. Aggregate write-ins for other lines of business.....	0	0	0	0	0	0	0	0	0	0	0	0
35. TOTALS (a).....	15,431,591	14,480,590	2,911	6,897,284	6,445,685	7,515,013	4,059,777	172,494	259,513	333,815	504,834	339,797

DETAILS OF WRITE-INS

3401. MISCELLANEOUS.....												
3402.												
3403.												
3498. Summary of remaining write-ins for Line 34 from overflow page.....	0	0	0	0	0	0	0	0	0	0	0	0
3499. TOTALS (Lines 3401 through 3403 plus 3498) (Line 34 above).....	0	0	0	0	0	0	0	0	0	0	0	0

(a) Finance and service charges not included in Lines 1 to 35 \$....9,295.

(b) For health business on indicated lines report: Number of persons insured under PPO managed care products.....0 and number of persons insured under indemnity only products.....0.

EXHIBIT OF PREMIUMS AND LOSSES (Statutory Page 14)



NAIC Group Code.....241 NAIC Company Code....25321

BUSINESS IN THE STATE OF PENNSYLVANIA DURING THE YEAR

Line of Business	Gross Premiums, Including Policy and Membership Fees, Less Return Premiums and Premiums on Policies not Taken		3 Dividends Paid or Credited to Policyholders on Direct Business	4 Direct Unearned Premium Reserves	5 Direct Losses Paid (deducting salvage)	6 Direct Losses Incurred	7 Direct Losses Unpaid	8 Direct Defense and Cost Containment Expense Paid	9 Direct Defense and Cost Containment Expense Incurred	10 Direct Defense and Cost Containment Expense Unpaid	11 Commissions and Brokerage Expenses	12 Taxes, Licenses and Fees
	1 Direct Premiums Written	2 Direct Premiums Earned										
1. Fire.....												
2.1 Allied lines.....												
2.2 Multiple peril crop.....												
2.3 Federal flood.....												
2.4 Private crop.....												
2.5 Private flood.....												
3. Farmowners multiple peril.....												
4. Homeowners multiple peril.....	9,196,881	9,013,061	298	4,922,281	4,259,346	4,594,738	1,093,965	99,580	104,264	31,184	371,414	189,455
5.1 Commercial multiple peril (non-liability portion).....												
5.2 Commercial multiple peril (liability portion).....												
6. Mortgage guaranty.....												
8. Ocean marine.....												
9. Inland marine.....	186,440	184,941		99,239	105,263	100,772	10,107		(101)	322	7,471	3,842
10. Financial guaranty.....												
11. Medical professional liability.....												
12. Earthquake.....	5,331	5,151		2,770		3	340		(1)	10	209	109
13. Group accident and health (b).....												
14. Credit A&H (group and individual).....												
15.1 Collectively renewable A&H (b).....												
15.2 Non-cancelable A&H (b).....												
15.3 Guaranteed renewable A&H (b).....												
15.4 Non-renewable for stated reasons only (b).....												
15.5 Other accident only.....												
15.6 Medicare Title XVIII exempt from state taxes or fees.....												
15.7 All other A&H (b).....												
15.8 Federal employees health benefits plan premium.....												
16. Workers' compensation.....												
17.1 Other liability-occurrence.....												
17.2 Other liability-claims-made.....												
17.3 Excess workers' compensation.....												
18. Products liability.....												
19.1 Private passenger auto no-fault (personal injury protection).....	118,689	123,638		30,903	120,528	119,648	27,610		(532)	5,258	1,089	2,451
19.2 Other private passenger auto liability.....	545,672	566,577		144,328	255,569	126,936	439,764	15,535	8,835	40,040	5,294	11,249
19.3 Commercial auto no-fault (personal injury protection).....												
19.4 Other commercial auto liability.....												
21.1 Private passenger auto physical damage.....	693,328	709,090		186,682	225,404	229,443	18,337	364	104	481	7,607	14,268
21.2 Commercial auto physical damage.....												
22. Aircraft (all perils).....												
23. Fidelity.....												
24. Surety.....												
26. Burglary and theft.....												
27. Boiler and machinery.....												
28. Credit.....												
30. Warranty.....												
34. Aggregate write-ins for other lines of business.....	0	0	0	0	0	0	0	0	0	0	0	0
35. TOTALS (a).....	10,746,341	10,602,458	298	5,386,203	4,966,110	5,171,540	1,590,123	115,479	112,569	77,295	393,084	221,374

DETAILS OF WRITE-INS

3401. MISCELLANEOUS.....												
3402.												
3403.												
3498. Summary of remaining write-ins for Line 34 from overflow page.....	0	0	0	0	0	0	0	0	0	0	0	0
3499. TOTALS (Lines 3401 through 3403 plus 3498) (Line 34 above).....	0	0	0	0	0	0	0	0	0	0	0	0

(a) Finance and service charges not included in Lines 1 to 35 \$.....26,061.

(b) For health business on indicated lines report: Number of persons insured under PPO managed care products.....0 and number of persons insured under indemnity only products.....0.

19.PA

EXHIBIT OF PREMIUMS AND LOSSES (Statutory Page 14)



NAIC Group Code.....241 NAIC Company Code....25321

BUSINESS IN THE STATE OF RHODE ISLAND DURING THE YEAR

19.RI

Line of Business	Gross Premiums, Including Policy and Membership Fees, Less Return Premiums and Premiums on Policies not Taken		3 Dividends Paid or Credited to Policyholders on Direct Business	4 Direct Unearned Premium Reserves	5 Direct Losses Paid (deducting salvage)	6 Direct Losses Incurred	7 Direct Losses Unpaid	8 Direct Defense and Cost Containment Expense Paid	9 Direct Defense and Cost Containment Expense Incurred	10 Direct Defense and Cost Containment Expense Unpaid	11 Commissions and Brokerage Expenses	12 Taxes, Licenses and Fees
	1 Direct Premiums Written	2 Direct Premiums Earned										
1. Fire.....												
2.1 Allied lines.....												
2.2 Multiple peril crop.....												
2.3 Federal flood.....												
2.4 Private crop.....												
2.5 Private flood.....												
3. Farmowners multiple peril.....												
4. Homeowners multiple peril.....												
5.1 Commercial multiple peril (non-liability portion).....												
5.2 Commercial multiple peril (liability portion).....												
6. Mortgage guaranty.....												
8. Ocean marine.....												
9. Inland marine.....												
10. Financial guaranty.....												
11. Medical professional liability.....												
12. Earthquake.....												
13. Group accident and health (b).....												
14. Credit A&H (group and individual).....												
15.1 Collectively renewable A&H (b).....												
15.2 Non-cancelable A&H (b).....												
15.3 Guaranteed renewable A&H (b).....												
15.4 Non-renewable for stated reasons only (b).....												
15.5 Other accident only.....												
15.6 Medicare Title XVIII exempt from state taxes or fees.....												
15.7 All other A&H (b).....												
15.8 Federal employees health benefits plan premium.....												
16. Workers' compensation.....												
17.1 Other liability-occurrence.....												
17.2 Other liability-claims-made.....												
17.3 Excess workers' compensation.....												
18. Products liability.....												
19.1 Private passenger auto no-fault (personal injury protection).....												
19.2 Other private passenger auto liability.....												
19.3 Commercial auto no-fault (personal injury protection).....												
19.4 Other commercial auto liability.....												
21.1 Private passenger auto physical damage.....												
21.2 Commercial auto physical damage.....												
22. Aircraft (all perils).....												
23. Fidelity.....												
24. Surety.....												
26. Burglary and theft.....												
27. Boiler and machinery.....												
28. Credit.....												
30. Warranty.....												
34. Aggregate write-ins for other lines of business.....	0	0	0	0	0	0	0	0	0	0	0	31,054
35. TOTALS (a).....	0	0	0	0	0	0	0	0	0	0	0	31,054

DETAILS OF WRITE-INS

3401. MISCELLANEOUS.....												31,054
3402.												
3403.												
3498. Summary of remaining write-ins for Line 34 from overflow page.....	0	0	0	0	0	0	0	0	0	0	0	0
3499. TOTALS (Lines 3401 through 3403 plus 3498) (Line 34 above).....	0	0	0	0	0	0	0	0	0	0	0	31,054

(a) Finance and service charges not included in Lines 1 to 35 \$.....0.

(b) For health business on indicated lines report: Number of persons insured under PPO managed care products.....0 and number of persons insured under indemnity only products.....0.

EXHIBIT OF PREMIUMS AND LOSSES (Statutory Page 14)



NAIC Group Code.....241 NAIC Company Code....25321

BUSINESS IN THE STATE OF SOUTH CAROLINA DURING THE YEAR

19.S.C

Line of Business	Gross Premiums, Including Policy and Membership Fees, Less Return Premiums and Premiums on Policies not Taken		3 Dividends Paid or Credited to Policyholders on Direct Business	4 Direct Unearned Premium Reserves	5 Direct Losses Paid (deducting salvage)	6 Direct Losses Incurred	7 Direct Losses Unpaid	8 Direct Defense and Cost Containment Expense Paid	9 Direct Defense and Cost Containment Expense Incurred	10 Direct Defense and Cost Containment Expense Unpaid	11 Commissions and Brokerage Expenses	12 Taxes, Licenses and Fees
	1 Direct Premiums Written	2 Direct Premiums Earned										
1. Fire.....												
2.1 Allied lines.....												
2.2 Multiple peril crop.....												
2.3 Federal flood.....												
2.4 Private crop.....												
2.5 Private flood.....												
3. Farmowners multiple peril.....												
4. Homeowners multiple peril.....												
5.1 Commercial multiple peril (non-liability portion).....												
5.2 Commercial multiple peril (liability portion).....												
6. Mortgage guaranty.....												
8. Ocean marine.....												
9. Inland marine.....												
10. Financial guaranty.....												
11. Medical professional liability.....												
12. Earthquake.....												
13. Group accident and health (b).....												
14. Credit A&H (group and individual).....												
15.1 Collectively renewable A&H (b).....												
15.2 Non-cancelable A&H (b).....												
15.3 Guaranteed renewable A&H (b).....												
15.4 Non-renewable for stated reasons only (b).....												
15.5 Other accident only.....												
15.6 Medicare Title XVIII exempt from state taxes or fees.....												
15.7 All other A&H (b).....												
15.8 Federal employees health benefits plan premium.....												
16. Workers' compensation.....												
17.1 Other liability-occurrence.....												
17.2 Other liability-claims-made.....												
17.3 Excess workers' compensation.....												
18. Products liability.....												
19.1 Private passenger auto no-fault (personal injury protection).....	313,063	289,715	18	126,757	154,511	176,989	118,314	600	3,661	22,536	10,452	11,674
19.2 Other private passenger auto liability.....	11,783,186	10,933,488	676	5,266,389	7,620,775	8,638,058	6,966,128	114,715	261,359	625,082	396,747	440,125
19.3 Commercial auto no-fault (personal injury protection).....												
19.4 Other commercial auto liability.....												
21.1 Private passenger auto physical damage.....	10,418,034	9,511,275	575	4,625,966	4,403,769	4,460,106	401,893	19,385	19,074	(2,212)	350,173	389,010
21.2 Commercial auto physical damage.....												
22. Aircraft (all perils).....												
23. Fidelity.....												
24. Surety.....												
26. Burglary and theft.....												
27. Boiler and machinery.....												
28. Credit.....												
30. Warranty.....												
34. Aggregate write-ins for other lines of business.....	0	0	0	0	0	0	0	0	0	0	0	0
35. TOTALS (a).....	22,514,283	20,734,478	1,269	10,019,112	12,179,055	13,275,153	7,486,335	134,700	284,094	645,406	757,372	840,809

DETAILS OF WRITE-INS

3401. MISCELLANEOUS.....												
3402.												
3403.												
3498. Summary of remaining write-ins for Line 34 from overflow page.....	0	0	0	0	0	0	0	0	0	0	0	0
3499. TOTALS (Lines 3401 through 3403 plus 3498) (Line 34 above).....	0	0	0	0	0	0	0	0	0	0	0	0

(a) Finance and service charges not included in Lines 1 to 35 \$....12,680.

(b) For health business on indicated lines report: Number of persons insured under PPO managed care products.....0 and number of persons insured under indemnity only products.....0.

EXHIBIT OF PREMIUMS AND LOSSES (Statutory Page 14)



NAIC Group Code.....241 NAIC Company Code....25321

BUSINESS IN THE STATE OF SOUTH DAKOTA DURING THE YEAR

19.SD

Line of Business	Gross Premiums, Including Policy and Membership Fees, Less Return Premiums and Premiums on Policies not Taken		3 Dividends Paid or Credited to Policyholders on Direct Business	4 Direct Unearned Premium Reserves	5 Direct Losses Paid (deducting salvage)	6 Direct Losses Incurred	7 Direct Losses Unpaid	8 Direct Defense and Cost Containment Expense Paid	9 Direct Defense and Cost Containment Expense Incurred	10 Direct Defense and Cost Containment Expense Unpaid	11 Commissions and Brokerage Expenses	12 Taxes, Licenses and Fees
	1 Direct Premiums Written	2 Direct Premiums Earned										
1. Fire.....												
2.1 Allied lines.....												
2.2 Multiple peril crop.....												
2.3 Federal flood.....												
2.4 Private crop.....												
2.5 Private flood.....												
3. Farmowners multiple peril.....												
4. Homeowners multiple peril.....												
5.1 Commercial multiple peril (non-liability portion).....												
5.2 Commercial multiple peril (liability portion).....												
6. Mortgage guaranty.....												
8. Ocean marine.....												
9. Inland marine.....												
10. Financial guaranty.....												
11. Medical professional liability.....												
12. Earthquake.....												
13. Group accident and health (b).....												
14. Credit A&H (group and individual).....												
15.1 Collectively renewable A&H (b).....												
15.2 Non-cancelable A&H (b).....												
15.3 Guaranteed renewable A&H (b).....												
15.4 Non-renewable for stated reasons only (b).....												
15.5 Other accident only.....												
15.6 Medicare Title XVIII exempt from state taxes or fees.....												
15.7 All other A&H (b).....												
15.8 Federal employees health benefits plan premium.....												
16. Workers' compensation.....												
17.1 Other liability-occurrence.....												
17.2 Other liability-claims-made.....												
17.3 Excess workers' compensation.....												
18. Products liability.....												
19.1 Private passenger auto no-fault (personal injury protection).....												
19.2 Other private passenger auto liability.....	22,096	18,346		7,138	3,756	5,273	1,758		117	133	3,392	1,871
19.3 Commercial auto no-fault (personal injury protection).....												
19.4 Other commercial auto liability.....												
21.1 Private passenger auto physical damage.....	7,773	4,734		3,034	2,298	2,130	(156)		11	11		670
21.2 Commercial auto physical damage.....												
22. Aircraft (all perils).....												
23. Fidelity.....												
24. Surety.....												
26. Burglary and theft.....												
27. Boiler and machinery.....												
28. Credit.....												
30. Warranty.....												
34. Aggregate write-ins for other lines of business.....	0	0	0	0	0	0	0	0	0	0	0	0
35. TOTALS (a).....	29,869	23,080	0	10,172	6,054	7,403	1,602	0	128	144	3,392	2,541

DETAILS OF WRITE-INS

3401. MISCELLANEOUS.....												
3402.												
3403.												
3498. Summary of remaining write-ins for Line 34 from overflow page.....	0	0	0	0	0	0	0	0	0	0	0	0
3499. TOTALS (Lines 3401 through 3403 plus 3498) (Line 34 above).....	0	0	0	0	0	0	0	0	0	0	0	0

(a) Finance and service charges not included in Lines 1 to 35 \$....526.

(b) For health business on indicated lines report: Number of persons insured under PPO managed care products.....0 and number of persons insured under indemnity only products.....0.

EXHIBIT OF PREMIUMS AND LOSSES (Statutory Page 14)



NAIC Group Code.....241 NAIC Company Code....25321

BUSINESS IN THE STATE OF TENNESSEE DURING THE YEAR

19.TN

Line of Business	Gross Premiums, Including Policy and Membership Fees, Less Return Premiums and Premiums on Policies not Taken		3 Dividends Paid or Credited to Policyholders on Direct Business	4 Direct Unearned Premium Reserves	5 Direct Losses Paid (deducting salvage)	6 Direct Losses Incurred	7 Direct Losses Unpaid	8 Direct Defense and Cost Containment Expense Paid	9 Direct Defense and Cost Containment Expense Incurred	10 Direct Defense and Cost Containment Expense Unpaid	11 Commissions and Brokerage Expenses	12 Taxes, Licenses and Fees
	1 Direct Premiums Written	2 Direct Premiums Earned										
1. Fire.....												
2.1 Allied lines.....												
2.2 Multiple peril crop.....												
2.3 Federal flood.....												
2.4 Private crop.....												
2.5 Private flood.....												
3. Farmowners multiple peril.....												
4. Homeowners multiple peril.....												
5.1 Commercial multiple peril (non-liability portion).....												
5.2 Commercial multiple peril (liability portion).....												
6. Mortgage guaranty.....												
8. Ocean marine.....												
9. Inland marine.....												
10. Financial guaranty.....												
11. Medical professional liability.....												
12. Earthquake.....												
13. Group accident and health (b).....												
14. Credit A&H (group and individual).....												
15.1 Collectively renewable A&H (b).....												
15.2 Non-cancelable A&H (b).....												
15.3 Guaranteed renewable A&H (b).....												
15.4 Non-renewable for stated reasons only (b).....												
15.5 Other accident only.....												
15.6 Medicare Title XVIII exempt from state taxes or fees.....												
15.7 All other A&H (b).....												
15.8 Federal employees health benefits plan premium.....												
16. Workers' compensation.....												
17.1 Other liability-occurrence.....												
17.2 Other liability-claims-made.....												
17.3 Excess workers' compensation.....												
18. Products liability.....												
19.1 Private passenger auto no-fault (personal injury protection).....												
19.2 Other private passenger auto liability.....	266,955	233,671		82,566	205,231	281,917	152,021	2,456	11,361	12,707	54,016	6,957
19.3 Commercial auto no-fault (personal injury protection).....												
19.4 Other commercial auto liability.....												
21.1 Private passenger auto physical damage.....	204,049	178,934		61,349	156,226	181,556	17,118		(715)	(380)	533	5,328
21.2 Commercial auto physical damage.....												
22. Aircraft (all perils).....												
23. Fidelity.....												
24. Surety.....												
26. Burglary and theft.....												
27. Boiler and machinery.....												
28. Credit.....												
30. Warranty.....												
34. Aggregate write-ins for other lines of business.....	0	0	0	0	0	0	0	0	0	0	0	0
35. TOTALS (a).....	471,004	412,605	0	143,915	361,457	463,473	169,139	2,456	10,646	12,327	54,549	12,285

DETAILS OF WRITE-INS

3401. MISCELLANEOUS.....												
3402.												
3403.												
3498. Summary of remaining write-ins for Line 34 from overflow page.....	0	0	0	0	0	0	0	0	0	0	0	0
3499. TOTALS (Lines 3401 through 3403 plus 3498) (Line 34 above).....	0	0	0	0	0	0	0	0	0	0	0	0

(a) Finance and service charges not included in Lines 1 to 35 \$....8,146.

(b) For health business on indicated lines report: Number of persons insured under PPO managed care products.....0 and number of persons insured under indemnity only products.....0.

EXHIBIT OF PREMIUMS AND LOSSES (Statutory Page 14)



NAIC Group Code.....241 NAIC Company Code....25321

BUSINESS IN THE STATE OF TEXAS DURING THE YEAR

19.TX

Line of Business	Gross Premiums, Including Policy and Membership Fees, Less Return Premiums and Premiums on Policies not Taken		3 Dividends Paid or Credited to Policyholders on Direct Business	4 Direct Unearned Premium Reserves	5 Direct Losses Paid (deducting salvage)	6 Direct Losses Incurred	7 Direct Losses Unpaid	8 Direct Defense and Cost Containment Expense Paid	9 Direct Defense and Cost Containment Expense Incurred	10 Direct Defense and Cost Containment Expense Unpaid	11 Commissions and Brokerage Expenses	12 Taxes, Licenses and Fees
	1 Direct Premiums Written	2 Direct Premiums Earned										
1. Fire.....												
2.1 Allied lines.....												
2.2 Multiple peril crop.....												
2.3 Federal flood.....												
2.4 Private crop.....												
2.5 Private flood.....												
3. Farmowners multiple peril.....												
4. Homeowners multiple peril.....												
5.1 Commercial multiple peril (non-liability portion).....												
5.2 Commercial multiple peril (liability portion).....												
6. Mortgage guaranty.....												
8. Ocean marine.....												
9. Inland marine.....												
10. Financial guaranty.....												
11. Medical professional liability.....												
12. Earthquake.....												
13. Group accident and health (b).....												
14. Credit A&H (group and individual).....												
15.1 Collectively renewable A&H (b).....												
15.2 Non-cancelable A&H (b).....												
15.3 Guaranteed renewable A&H (b).....												
15.4 Non-renewable for stated reasons only (b).....												
15.5 Other accident only.....												
15.6 Medicare Title XVIII exempt from state taxes or fees.....												
15.7 All other A&H (b).....												
15.8 Federal employees health benefits plan premium.....												
16. Workers' compensation.....												
17.1 Other liability-occurrence.....												
17.2 Other liability-claims-made.....												
17.3 Excess workers' compensation.....												
18. Products liability.....												
19.1 Private passenger auto no-fault (personal injury protection).....	66,045	68,422		15,899	47,950	79,442	40,923		5,878	7,795	3,639	1,502
19.2 Other private passenger auto liability.....	1,368,937	1,424,154		323,798	1,078,291	704,670	640,991	26,788	(4,377)	52,349	74,953	31,102
19.3 Commercial auto no-fault (personal injury protection).....												
19.4 Other commercial auto liability.....												
21.1 Private passenger auto physical damage.....	1,478,771	1,522,650		354,113	667,919	433,024	(31,861)	5,588	4,778	3,107	79,505	33,604
21.2 Commercial auto physical damage.....												
22. Aircraft (all perils).....												
23. Fidelity.....												
24. Surety.....												
26. Burglary and theft.....												
27. Boiler and machinery.....												
28. Credit.....												
30. Warranty.....												
34. Aggregate write-ins for other lines of business.....	0	0	0	0	0	0	0	0	0	0	0	0
35. TOTALS (a).....	2,913,753	3,015,226	0	693,810	1,794,160	1,217,136	650,053	32,376	6,279	63,251	158,097	66,208

DETAILS OF WRITE-INS

3401. MISCELLANEOUS.....												
3402.												
3403.												
3498. Summary of remaining write-ins for Line 34 from overflow page.....	0	0	0	0	0	0	0	0	0	0	0	0
3499. TOTALS (Lines 3401 through 3403 plus 3498) (Line 34 above).....	0	0	0	0	0	0	0	0	0	0	0	0

(a) Finance and service charges not included in Lines 1 to 35 \$....18,334.

(b) For health business on indicated lines report: Number of persons insured under PPO managed care products.....0 and number of persons insured under indemnity only products.....0.

EXHIBIT OF PREMIUMS AND LOSSES (Statutory Page 14)



NAIC Group Code.....241 NAIC Company Code....25321

BUSINESS IN THE STATE OF UTAH DURING THE YEAR

19.UT

Line of Business	Gross Premiums, Including Policy and Membership Fees, Less Return Premiums and Premiums on Policies not Taken		3 Dividends Paid or Credited to Policyholders on Direct Business	4 Direct Unearned Premium Reserves	5 Direct Losses Paid (deducting salvage)	6 Direct Losses Incurred	7 Direct Losses Unpaid	8 Direct Defense and Cost Containment Expense Paid	9 Direct Defense and Cost Containment Expense Incurred	10 Direct Defense and Cost Containment Expense Unpaid	11 Commissions and Brokerage Expenses	12 Taxes, Licenses and Fees
	1 Direct Premiums Written	2 Direct Premiums Earned										
1. Fire.....												
2.1 Allied lines.....												
2.2 Multiple peril crop.....												
2.3 Federal flood.....												
2.4 Private crop.....												
2.5 Private flood.....												
3. Farmowners multiple peril.....												
4. Homeowners multiple peril.....	13,125	12,500		6,531		339	463		10	14	1,642	304
5.1 Commercial multiple peril (non-liability portion).....												
5.2 Commercial multiple peril (liability portion).....												
6. Mortgage guaranty.....												
8. Ocean marine.....												
9. Inland marine.....												
10. Financial guaranty.....												
11. Medical professional liability.....												
12. Earthquake.....												
13. Group accident and health (b).....												
14. Credit A&H (group and individual).....												
15.1 Collectively renewable A&H (b).....												
15.2 Non-cancelable A&H (b).....												
15.3 Guaranteed renewable A&H (b).....												
15.4 Non-renewable for stated reasons only (b).....												
15.5 Other accident only.....												
15.6 Medicare Title XVIII exempt from state taxes or fees.....												
15.7 All other A&H (b).....												
15.8 Federal employees health benefits plan premium.....												
16. Workers' compensation.....												
17.1 Other liability-occurrence.....												
17.2 Other liability-claims-made.....												
17.3 Excess workers' compensation.....												
18. Products liability.....												
19.1 Private passenger auto no-fault (personal injury protection).....	81,601	80,310		21,889	135,207	69,420	(43,441)		(12,815)	(8,274)	176	1,896
19.2 Other private passenger auto liability.....	1,126,979	1,156,106		295,952	756,480	1,250,599	732,250	407	40,080	52,942	214,618	26,206
19.3 Commercial auto no-fault (personal injury protection).....												
19.4 Other commercial auto liability.....												
21.1 Private passenger auto physical damage.....	659,317	620,589		177,489	600,219	550,625	(25,342)	3,563	5,192	1,066	1,919	15,281
21.2 Commercial auto physical damage.....												
22. Aircraft (all perils).....												
23. Fidelity.....												
24. Surety.....												
26. Burglary and theft.....												
27. Boiler and machinery.....												
28. Credit.....												
30. Warranty.....												
34. Aggregate write-ins for other lines of business.....	0	0	0	0	0	0	0	0	0	0	0	0
35. TOTALS (a).....	1,881,022	1,869,505	0	501,861	1,491,906	1,870,983	663,930	3,970	32,467	45,748	218,355	43,687

DETAILS OF WRITE-INS

3401. MISCELLANEOUS.....												
3402.												
3403.												
3498. Summary of remaining write-ins for Line 34 from overflow page.....	0	0	0	0	0	0	0	0	0	0	0	0
3499. TOTALS (Lines 3401 through 3403 plus 3498) (Line 34 above).....	0	0	0	0	0	0	0	0	0	0	0	0

(a) Finance and service charges not included in Lines 1 to 35 \$.....51,936

(b) For health business on indicated lines report: Number of persons insured under PPO managed care products.....0 and number of persons insured under indemnity only products.....0.

EXHIBIT OF PREMIUMS AND LOSSES (Statutory Page 14)



NAIC Group Code.....241 NAIC Company Code....25321

BUSINESS IN THE STATE OF VIRGINIA DURING THE YEAR

19.VA

Line of Business	Gross Premiums, Including Policy and Membership Fees, Less Return Premiums and Premiums on Policies not Taken		3 Dividends Paid or Credited to Policyholders on Direct Business	4 Direct Unearned Premium Reserves	5 Direct Losses Paid (deducting salvage)	6 Direct Losses Incurred	7 Direct Losses Unpaid	8 Direct Defense and Cost Containment Expense Paid	9 Direct Defense and Cost Containment Expense Incurred	10 Direct Defense and Cost Containment Expense Unpaid	11 Commissions and Brokerage Expenses	12 Taxes, Licenses and Fees
	1 Direct Premiums Written	2 Direct Premiums Earned										
1. Fire.....												
2.1 Allied lines.....												
2.2 Multiple peril crop.....												
2.3 Federal flood.....												
2.4 Private crop.....												
2.5 Private flood.....												
3. Farmowners multiple peril.....												
4. Homeowners multiple peril.....												
5.1 Commercial multiple peril (non-liability portion).....												
5.2 Commercial multiple peril (liability portion).....												
6. Mortgage guaranty.....												
8. Ocean marine.....												
9. Inland marine.....												
10. Financial guaranty.....												
11. Medical professional liability.....												
12. Earthquake.....												
13. Group accident and health (b).....												
14. Credit A&H (group and individual).....												
15.1 Collectively renewable A&H (b).....												
15.2 Non-cancelable A&H (b).....												
15.3 Guaranteed renewable A&H (b).....												
15.4 Non-renewable for stated reasons only (b).....												
15.5 Other accident only.....												
15.6 Medicare Title XVIII exempt from state taxes or fees.....												
15.7 All other A&H (b).....												
15.8 Federal employees health benefits plan premium.....												
16. Workers' compensation.....												
17.1 Other liability-occurrence.....												
17.2 Other liability-claims-made.....												
17.3 Excess workers' compensation.....												
18. Products liability.....												
19.1 Private passenger auto no-fault (personal injury protection).....					23,715	26,409	17,207		328	3,278		
19.2 Other private passenger auto liability.....	13,819,103	13,494,926	504	6,192,546	7,950,980	7,606,685	5,612,466	295,400	293,092	450,756	495,466	323,017
19.3 Commercial auto no-fault (personal injury protection).....												
19.4 Other commercial auto liability.....												
21.1 Private passenger auto physical damage.....	13,153,719	12,429,670	448	5,898,821	6,198,702	6,260,153	243,527	21,889	20,897	1,435	472,767	307,487
21.2 Commercial auto physical damage.....												
22. Aircraft (all perils).....												
23. Fidelity.....												
24. Surety.....												
26. Burglary and theft.....												
27. Boiler and machinery.....												
28. Credit.....												
30. Warranty.....												
34. Aggregate write-ins for other lines of business.....	0	0	0	0	0	0	0	0	0	0	0	0
35. TOTALS (a).....	26,972,822	25,924,596	952	12,091,367	14,173,397	13,893,247	5,873,200	317,289	314,317	455,469	968,233	630,504

DETAILS OF WRITE-INS

3401. MISCELLANEOUS.....												
3402.												
3403.												
3498. Summary of remaining write-ins for Line 34 from overflow page.....	0	0	0	0	0	0	0	0	0	0	0	0
3499. TOTALS (Lines 3401 through 3403 plus 3498) (Line 34 above).....	0	0	0	0	0	0	0	0	0	0	0	0

(a) Finance and service charges not included in Lines 1 to 35 \$.....34,761.

(b) For health business on indicated lines report: Number of persons insured under PPO managed care products.....0 and number of persons insured under indemnity only products.....0.

EXHIBIT OF PREMIUMS AND LOSSES (Statutory Page 14)



NAIC Group Code.....241 NAIC Company Code....25321

BUSINESS IN THE STATE OF VERMONT DURING THE YEAR

19.VT

Line of Business	Gross Premiums, Including Policy and Membership Fees, Less Return Premiums and Premiums on Policies not Taken		3 Dividends Paid or Credited to Policyholders on Direct Business	4 Direct Unearned Premium Reserves	5 Direct Losses Paid (deducting salvage)	6 Direct Losses Incurred	7 Direct Losses Unpaid	8 Direct Defense and Cost Containment Expense Paid	9 Direct Defense and Cost Containment Expense Incurred	10 Direct Defense and Cost Containment Expense Unpaid	11 Commissions and Brokerage Expenses	12 Taxes, Licenses and Fees
	1 Direct Premiums Written	2 Direct Premiums Earned										
1. Fire.....												
2.1 Allied lines.....												
2.2 Multiple peril crop.....												
2.3 Federal flood.....												
2.4 Private crop.....												
2.5 Private flood.....												
3. Farmowners multiple peril.....												
4. Homeowners multiple peril.....												
5.1 Commercial multiple peril (non-liability portion).....												
5.2 Commercial multiple peril (liability portion).....												
6. Mortgage guaranty.....												
8. Ocean marine.....												
9. Inland marine.....												
10. Financial guaranty.....												
11. Medical professional liability.....												
12. Earthquake.....												
13. Group accident and health (b).....												
14. Credit A&H (group and individual).....												
15.1 Collectively renewable A&H (b).....												
15.2 Non-cancelable A&H (b).....												
15.3 Guaranteed renewable A&H (b).....												
15.4 Non-renewable for stated reasons only (b).....												
15.5 Other accident only.....												
15.6 Medicare Title XVIII exempt from state taxes or fees.....												
15.7 All other A&H (b).....												
15.8 Federal employees health benefits plan premium.....												
16. Workers' compensation.....												
17.1 Other liability-occurrence.....												
17.2 Other liability-claims-made.....												
17.3 Excess workers' compensation.....												
18. Products liability.....												
19.1 Private passenger auto no-fault (personal injury protection).....												
19.2 Other private passenger auto liability.....												
19.3 Commercial auto no-fault (personal injury protection).....												
19.4 Other commercial auto liability.....												
21.1 Private passenger auto physical damage.....												
21.2 Commercial auto physical damage.....												
22. Aircraft (all perils).....												
23. Fidelity.....												
24. Surety.....												
26. Burglary and theft.....												
27. Boiler and machinery.....												
28. Credit.....												
30. Warranty.....												
34. Aggregate write-ins for other lines of business.....	0	0	0	0	0	0	0	0	0	0	0	0
35. TOTALS (a).....	0	0	0	0	0	0	0	0	0	0	0	0

DETAILS OF WRITE-INS

3401. MISCELLANEOUS.....												
3402.												
3403.												
3498. Summary of remaining write-ins for Line 34 from overflow page.....	0	0	0	0	0	0	0	0	0	0	0	0
3499. TOTALS (Lines 3401 through 3403 plus 3498) (Line 34 above).....	0	0	0	0	0	0	0	0	0	0	0	0

(a) Finance and service charges not included in Lines 1 to 35 \$.....0.

(b) For health business on indicated lines report: Number of persons insured under PPO managed care products.....0 and number of persons insured under indemnity only products.....0.

EXHIBIT OF PREMIUMS AND LOSSES (Statutory Page 14)



NAIC Group Code.....241 NAIC Company Code....25321

BUSINESS IN THE STATE OF WASHINGTON DURING THE YEAR

19.WA

Line of Business	Gross Premiums, Including Policy and Membership Fees, Less Return Premiums and Premiums on Policies not Taken		Dividends Paid or Credited to Policyholders on Direct Business	Direct Unearned Premium Reserves	Direct Losses Paid (deducting salvage)	Direct Losses Incurred	Direct Losses Unpaid	Direct Defense and Cost Containment Expense Paid	Direct Defense and Cost Containment Expense Incurred	Direct Defense and Cost Containment Expense Unpaid	Commissions and Brokerage Expenses	Taxes, Licenses and Fees
	Direct Premiums Written	Direct Premiums Earned										
1. Fire.....												
2.1 Allied lines.....												
2.2 Multiple peril crop.....												
2.3 Federal flood.....												
2.4 Private crop.....												
2.5 Private flood.....												
3. Farmowners multiple peril.....												
4. Homeowners multiple peril.....												
5.1 Commercial multiple peril (non-liability portion).....												
5.2 Commercial multiple peril (liability portion).....												
6. Mortgage guaranty.....												
8. Ocean marine.....												
9. Inland marine.....												
10. Financial guaranty.....												
11. Medical professional liability.....												
12. Earthquake.....												
13. Group accident and health (b).....												
14. Credit A&H (group and individual).....												
15.1 Collectively renewable A&H (b).....												
15.2 Non-cancelable A&H (b).....												
15.3 Guaranteed renewable A&H (b).....												
15.4 Non-renewable for stated reasons only (b).....												
15.5 Other accident only.....												
15.6 Medicare Title XVIII exempt from state taxes or fees.....												
15.7 All other A&H (b).....												
15.8 Federal employees health benefits plan premium.....												
16. Workers' compensation.....												
17.1 Other liability-occurrence.....												
17.2 Other liability-claims-made.....												
17.3 Excess workers' compensation.....												
18. Products liability.....												
19.1 Private passenger auto no-fault (personal injury protection).....												
19.2 Other private passenger auto liability.....												
19.3 Commercial auto no-fault (personal injury protection).....												
19.4 Other commercial auto liability.....												
21.1 Private passenger auto physical damage.....												
21.2 Commercial auto physical damage.....												
22. Aircraft (all perils).....												
23. Fidelity.....												
24. Surety.....												
26. Burglary and theft.....												
27. Boiler and machinery.....												
28. Credit.....												
30. Warranty.....												
34. Aggregate write-ins for other lines of business.....	0	0	0	0	0	0	0	0	0	0	0	1,045
35. TOTALS (a).....	0	0	0	0	0	0	0	0	0	0	0	1,045

DETAILS OF WRITE-INS

3401. MISCELLANEOUS.....												1,045
3402.												
3403.												
3498. Summary of remaining write-ins for Line 34 from overflow page.....	0	0	0	0	0	0	0	0	0	0	0	0
3499. TOTALS (Lines 3401 through 3403 plus 3498) (Line 34 above).....	0	0	0	0	0	0	0	0	0	0	0	1,045

(a) Finance and service charges not included in Lines 1 to 35 \$.....0.

(b) For health business on indicated lines report: Number of persons insured under PPO managed care products.....0 and number of persons insured under indemnity only products.....0.

EXHIBIT OF PREMIUMS AND LOSSES (Statutory Page 14)



NAIC Group Code.....241 NAIC Company Code....25321

BUSINESS IN THE STATE OF WISCONSIN DURING THE YEAR

Line of Business	Gross Premiums, Including Policy and Membership Fees, Less Return Premiums and Premiums on Policies not Taken		3 Dividends Paid or Credited to Policyholders on Direct Business	4 Direct Unearned Premium Reserves	5 Direct Losses Paid (deducting salvage)	6 Direct Losses Incurred	7 Direct Losses Unpaid	8 Direct Defense and Cost Containment Expense Paid	9 Direct Defense and Cost Containment Expense Incurred	10 Direct Defense and Cost Containment Expense Unpaid	11 Commissions and Brokerage Expenses	12 Taxes, Licenses and Fees
	1 Direct Premiums Written	2 Direct Premiums Earned										
1. Fire.....												
2.1 Allied lines.....												
2.2 Multiple peril crop.....												
2.3 Federal flood.....												
2.4 Private crop.....												
2.5 Private flood.....												
3. Farmowners multiple peril.....												
4. Homeowners multiple peril.....	4,822,984	4,874,721		2,581,019	2,305,557	1,869,181	406,735	21,933	4,929	15,527	239,384	93,118
5.1 Commercial multiple peril (non-liability portion).....												
5.2 Commercial multiple peril (liability portion).....												
6. Mortgage guaranty.....												
8. Ocean marine.....												
9. Inland marine.....	70,419	70,469		37,868	37,163	33,124	3,032		(92)	98	3,278	1,362
10. Financial guaranty.....												
11. Medical professional liability.....												
12. Earthquake.....	1,018	1,076		529		(13)	57			2	52	20
13. Group accident and health (b).....												
14. Credit A&H (group and individual).....												
15.1 Collectively renewable A&H (b).....												
15.2 Non-cancelable A&H (b).....												
15.3 Guaranteed renewable A&H (b).....												
15.4 Non-renewable for stated reasons only (b).....												
15.5 Other accident only.....												
15.6 Medicare Title XVIII exempt from state taxes or fees.....												
15.7 All other A&H (b).....												
15.8 Federal employees health benefits plan premium.....												
16. Workers' compensation.....												
17.1 Other liability-occurrence.....												
17.2 Other liability-claims-made.....												
17.3 Excess workers' compensation.....												
18. Products liability.....												
19.1 Private passenger auto no-fault (personal injury protection).....												
19.2 Other private passenger auto liability.....	160,633	139,248		48,322	25,937	71,286	53,349		2,113	2,383	33,327	3,096
19.3 Commercial auto no-fault (personal injury protection).....												
19.4 Other commercial auto liability.....												
21.1 Private passenger auto physical damage.....	130,550	115,957		38,986	130,935	123,570	(1,213)	110	428	225	324	2,526
21.2 Commercial auto physical damage.....												
22. Aircraft (all perils).....												
23. Fidelity.....												
24. Surety.....												
26. Burglary and theft.....												
27. Boiler and machinery.....												
28. Credit.....												
30. Warranty.....												
34. Aggregate write-ins for other lines of business.....	0	0	0	0	0	0	0	0	0	0	0	0
35. TOTALS (a).....	5,185,604	5,201,471	0	2,706,724	2,499,592	2,097,148	461,960	22,043	7,378	18,235	276,365	100,122

DETAILS OF WRITE-INS

3401. MISCELLANEOUS.....												
3402.												
3403.												
3498. Summary of remaining write-ins for Line 34 from overflow page.....	0	0	0	0	0	0	0	0	0	0	0	0
3499. TOTALS (Lines 3401 through 3403 plus 3498) (Line 34 above).....	0	0	0	0	0	0	0	0	0	0	0	0

(a) Finance and service charges not included in Lines 1 to 35 \$.....9,605.

(b) For health business on indicated lines report: Number of persons insured under PPO managed care products.....0 and number of persons insured under indemnity only products.....0.

19.WI

EXHIBIT OF PREMIUMS AND LOSSES (Statutory Page 14)



NAIC Group Code.....241 NAIC Company Code....25321

BUSINESS IN THE STATE OF WEST VIRGINIA DURING THE YEAR

19.WV

Line of Business	Gross Premiums, Including Policy and Membership Fees, Less Return Premiums and Premiums on Policies not Taken		3 Dividends Paid or Credited to Policyholders on Direct Business	4 Direct Unearned Premium Reserves	5 Direct Losses Paid (deducting salvage)	6 Direct Losses Incurred	7 Direct Losses Unpaid	8 Direct Defense and Cost Containment Expense Paid	9 Direct Defense and Cost Containment Expense Incurred	10 Direct Defense and Cost Containment Expense Unpaid	11 Commissions and Brokerage Expenses	12 Taxes, Licenses and Fees
	1 Direct Premiums Written	2 Direct Premiums Earned										
1. Fire.....												
2.1 Allied lines.....												
2.2 Multiple peril crop.....												
2.3 Federal flood.....												
2.4 Private crop.....												
2.5 Private flood.....												
3. Farmowners multiple peril.....												
4. Homeowners multiple peril.....												
5.1 Commercial multiple peril (non-liability portion).....												
5.2 Commercial multiple peril (liability portion).....												
6. Mortgage guaranty.....												
8. Ocean marine.....												
9. Inland marine.....												
10. Financial guaranty.....												
11. Medical professional liability.....												
12. Earthquake.....												
13. Group accident and health (b).....												
14. Credit A&H (group and individual).....												
15.1 Collectively renewable A&H (b).....												
15.2 Non-cancelable A&H (b).....												
15.3 Guaranteed renewable A&H (b).....												
15.4 Non-renewable for stated reasons only (b).....												
15.5 Other accident only.....												
15.6 Medicare Title XVIII exempt from state taxes or fees.....												
15.7 All other A&H (b).....												
15.8 Federal employees health benefits plan premium.....												
16. Workers' compensation.....												
17.1 Other liability-occurrence.....												
17.2 Other liability-claims-made.....												
17.3 Excess workers' compensation.....												
18. Products liability.....												
19.1 Private passenger auto no-fault (personal injury protection).....												
19.2 Other private passenger auto liability.....	2,327,781	2,283,696	29	934,823	1,957,042	1,848,266	875,527	77,702	74,899	74,243	83,639	92,409
19.3 Commercial auto no-fault (personal injury protection).....												
19.4 Other commercial auto liability.....												
21.1 Private passenger auto physical damage.....	2,869,612	2,771,556	36	1,127,934	1,420,423	1,440,794	95,818	1,036	261	(501)	104,656	114,181
21.2 Commercial auto physical damage.....												
22. Aircraft (all perils).....												
23. Fidelity.....												
24. Surety.....												
26. Burglary and theft.....												
27. Boiler and machinery.....												
28. Credit.....												
30. Warranty.....												
34. Aggregate write-ins for other lines of business.....	0	0	0	0	0	0	0	0	0	0	0	0
35. TOTALS (a).....	5,197,393	5,055,252	65	2,062,757	3,377,465	3,289,060	971,345	78,738	75,160	73,742	188,295	206,590

DETAILS OF WRITE-INS

3401. MISCELLANEOUS.....												
3402.												
3403.												
3498. Summary of remaining write-ins for Line 34 from overflow page.....	0	0	0	0	0	0	0	0	0	0	0	0
3499. TOTALS (Lines 3401 through 3403 plus 3498) (Line 34 above).....	0	0	0	0	0	0	0	0	0	0	0	0

(a) Finance and service charges not included in Lines 1 to 35 \$....3,318.

(b) For health business on indicated lines report: Number of persons insured under PPO managed care products.....0 and number of persons insured under indemnity only products.....0.

EXHIBIT OF PREMIUMS AND LOSSES (Statutory Page 14)



NAIC Group Code.....241 NAIC Company Code....25321

BUSINESS IN THE STATE OF WYOMING DURING THE YEAR

19.WY

Line of Business	Gross Premiums, Including Policy and Membership Fees, Less Return Premiums and Premiums on Policies not Taken		3 Dividends Paid or Credited to Policyholders on Direct Business	4 Direct Unearned Premium Reserves	5 Direct Losses Paid (deducting salvage)	6 Direct Losses Incurred	7 Direct Losses Unpaid	8 Direct Defense and Cost Containment Expense Paid	9 Direct Defense and Cost Containment Expense Incurred	10 Direct Defense and Cost Containment Expense Unpaid	11 Commissions and Brokerage Expenses	12 Taxes, Licenses and Fees
	1 Direct Premiums Written	2 Direct Premiums Earned										
1. Fire.....												
2.1 Allied lines.....												
2.2 Multiple peril crop.....												
2.3 Federal flood.....												
2.4 Private crop.....												
2.5 Private flood.....												
3. Farmowners multiple peril.....												
4. Homeowners multiple peril.....												
5.1 Commercial multiple peril (non-liability portion).....												
5.2 Commercial multiple peril (liability portion).....												
6. Mortgage guaranty.....												
8. Ocean marine.....												
9. Inland marine.....												
10. Financial guaranty.....												
11. Medical professional liability.....												
12. Earthquake.....												
13. Group accident and health (b).....												
14. Credit A&H (group and individual).....												
15.1 Collectively renewable A&H (b).....												
15.2 Non-cancelable A&H (b).....												
15.3 Guaranteed renewable A&H (b).....												
15.4 Non-renewable for stated reasons only (b).....												
15.5 Other accident only.....												
15.6 Medicare Title XVIII exempt from state taxes or fees.....												
15.7 All other A&H (b).....												
15.8 Federal employees health benefits plan premium.....												
16. Workers' compensation.....												
17.1 Other liability-occurrence.....												
17.2 Other liability-claims-made.....												
17.3 Excess workers' compensation.....												
18. Products liability.....												
19.1 Private passenger auto no-fault (personal injury protection).....												
19.2 Other private passenger auto liability.....												
19.3 Commercial auto no-fault (personal injury protection).....												
19.4 Other commercial auto liability.....												
21.1 Private passenger auto physical damage.....												
21.2 Commercial auto physical damage.....												
22. Aircraft (all perils).....												
23. Fidelity.....												
24. Surety.....												
26. Burglary and theft.....												
27. Boiler and machinery.....												
28. Credit.....												
30. Warranty.....												
34. Aggregate write-ins for other lines of business.....	0	0	0	0	0	0	0	0	0	0	0	0
35. TOTALS (a).....	0	0	0	0	0	0	0	0	0	0	0	0

DETAILS OF WRITE-INS

3401. MISCELLANEOUS.....												
3402.												
3403.												
3498. Summary of remaining write-ins for Line 34 from overflow page.....	0	0	0	0	0	0	0	0	0	0	0	0
3499. TOTALS (Lines 3401 through 3403 plus 3498) (Line 34 above).....	0	0	0	0	0	0	0	0	0	0	0	0

(a) Finance and service charges not included in Lines 1 to 35 \$.....0.

(b) For health business on indicated lines report: Number of persons insured under PPO managed care products.....0 and number of persons insured under indemnity only products.....0.

Sch. F - Pt. 1
NONE

Sch. F - Pt. 2
NONE

SCHEDULE F - PART 3

Ceded Reinsurance as of December 31, Current Year (\$000 Omitted)

1 ID Number	2 NAIC Company Code	3 Name of Reinsurer	4 Domiciliary Jurisdiction	5 Special Code	6 Reinsurance Premiums Ceded	Reinsurance Recoverable on								16 Amount in Dispute Included in Column 15	Reinsurance Payable		19 Net Amount Recoverable from Reinsurers (Cols. 15 - [17 + 18])	20 Funds Held by Company Under Reinsurance Treaties	
						7 Paid Losses	8 Paid LAE	9 Known Case Loss Reserves	10 Known Case LAE Reserves	11 IBNR Loss Reserves	12 IBNR LAE Reserves	13 Unearned Premiums	14 Contingent Commissions		15 Col. 7 through 14 Totals	17 Ceded Balances Payable			18 Other Amounts Due to Reinsurers
Authorized Affiliates-U.S. Non-Pool - Other																			
13-2725441	26298	Metropolitan Property and Casualty Insurance Company	RI		364,366			109,816	9,001	15,940	1,950	158,747	832	296,285		130,001		166,284	
0399999		Total Authorized Affiliates - U.S. Non-Pool - Other			364,366	0	0	109,816	9,001	15,940	1,950	158,747	832	296,285	0	130,001	0	166,284	0
0499999		Total Authorized Affiliates - U.S. Non-Pool - Total			364,366	0	0	109,816	9,001	15,940	1,950	158,747	832	296,285	0	130,001	0	166,284	0
0899999		Total Authorized Affiliates			364,366	0	0	109,816	9,001	15,940	1,950	158,747	832	296,285	0	130,001	0	166,284	0
Authorized Pools-Mandatory Pools, Associations or Other Similar Facilities																			
AA-9991201	00000	California Fair Plan	CA		9									0				0	
1099999		Total Authorized Pools - Mandatory Pools, Associations or Similar Facilities			9	0	0	0	0	0	0	0	0	0	0	0	0	0	0
1499999		Total Authorized Excluding Protected Cells			364,375	0	0	109,816	9,001	15,940	1,950	158,747	832	296,285	0	130,001	0	166,284	0
4399999		Total Authorized, Unauthorized and Certified Excluding Protected Cells			364,375	0	0	109,816	9,001	15,940	1,950	158,747	832	296,285	0	130,001	0	166,284	0
9999999		Totals (Sum of 4399999 and 4499999)			364,375	0	0	109,816	9,001	15,940	1,950	158,747	832	296,285	0	130,001	0	166,284	0

Metropolitan Direct Property and Casualty Insurance Company

SCHEDULE F - PART 3 (Continued)

Ceded Reinsurance as of December 31, Current Year (\$000 Omitted)
(Credit Risk)

ID Number from Col. 1	Name of Reinsurer from Col. 3	Collateral				25 Total Funds Held, Payables & Collateral	26 Net Recoverable Net of Funds Held & Collateral	27 Applicable Sch. F Penalty (Col. 78)	Ceded Reinsurance Credit Risk								
		21 Multiple Beneficiary Trusts	22 Letters of Credit	23 Issuing or Confirming Bank Reference Number	24 Single Beneficiary Trusts & Other Allowable Collateral				28 Total Amount Recoverable from Reinsurers Less Penalty (Cols. 15 - 27)	29 Stressed Recoverable (Col. 28 * 120%)	30 Reinsurance Payable & Funds Held (Cols. 17 + 18 + 20; Not in Excess of Col. 29)	31 Stressed Net Recoverable (Cols. 29 - 30)	32 Total Collateral (Cols. 21 + 22 + 24; Not in Excess of Col. 31)	33 Stressed Net Recoverable Net of Collateral Offsets (Cols. 31 - 32)	34 Reinsurer Designation Equivalent	35 Credit Risk on Collateralized Recoverables (Col. 32 * Factor Applicable to Reinsurer Designation Equivalent in Col. 34)	36 Credit Risk on Uncollateralized Recoverables (Col. 33 * Factor Applicable to Reinsurer Designation Equivalent in Col. 34)
Authorized Affiliates-U.S. Non-Pool - Other																	
13-2725441	Metropolitan Property and Casualty Insurance Company					130,001	166,284	0	XXX	XXX	XXX	XXX	XXX	XXX	XXX	XXX	
0399999	Total Authorized Affiliates - U.S. Non-Pool - Other	0	0	XXX	0	130,001	166,284	0	XXX	XXX	XXX	XXX	XXX	XXX	XXX	XXX	
0499999	Total Authorized Affiliates - U.S. Non-Pool - Total	0	0	XXX	0	130,001	166,284	0	XXX	XXX	XXX	XXX	XXX	XXX	XXX	XXX	
0899999	Total Authorized Affiliates	0	0	XXX	0	130,001	166,284	0	0	0	0	0	0	0	XXX	0	
Authorized Pools-Mandatory Pools																	
AA-9991201	California Fair Plan					0	0	0	XXX	XXX	XXX	XXX	XXX	XXX	XXX	XXX	
1099999	Total Authorized Pools - Mandatory Pools	0	0	XXX	0	0	0	0	XXX	XXX	XXX	XXX	XXX	XXX	XXX	XXX	
1499999	Total Authorized Excluding Protected Cells	0	0	XXX	0	130,001	166,284	0	0	0	0	0	0	0	XXX	0	
4399999	Total Authorized, Unauthorized & Certified Excl Prot Cells	0	0	XXX	0	130,001	166,284	0	0	0	0	0	0	0	XXX	0	
9999999	Totals (Sum of 4399999 and 4499999)	0	0	XXX	0	130,001	166,284	0	0	0	0	0	0	0	XXX	0	

**Sch. F - Pt. 3
NONE**

**Sch. F - Pt. 3
NONE**

**Sch. F - Pt. 3
NONE**

**Sch. F - Pt. 4 Issuing or Confirming Banks for Letters of Credit from Scfpt3
NONE**

SCHEDULE F - PART 5

Interrogatories for Schedule F, Part 3 (000 Omitted)

A. Report the five largest provisional commission rates included in the cedant's reinsurance treaties. The commission rate to be reported is by contract with ceded premium in excess of \$50,000.

1 Name of Reinsurer	2 Commission Rate	3 Ceded Premium
1.....
2.....
3.....
4.....
5.....

B. Report the five largest reinsurance recoverables reported in Column 15, due from any one reinsurer (based on the total recoverables, Line 9999999, Column 15), the amount of ceded premium, and indicate whether the recoverables are due from an affiliated insurer.

1 Name of Reinsurer	2 Total Recoverables	3 Ceded Premiums	4 Affiliated YES or NO
6. Metropolitan Property and Casualty Insurance Company.....	296,285	364,366	YES.....
7.....
8.....
9.....
10.....

NOTE: Disclosure of the five largest provisional commission rates should exclude mandatory pools and joint underwriting associations.

SCHEDULE F - PART 6

Restatement of Balance Sheet to Identify Net Credit for Reinsurance

	1 As Reported (Net of Ceded)	2 Restatement Adjustments	3 Restated (Gross of Ceded)
ASSETS (Page 2, Col. 3)			
1. Cash and invested assets (Line 12).....	50,418,629		50,418,629
2. Premiums and considerations (Line 15).....	125,016,277		125,016,277
3. Reinsurance recoverable on loss and loss adjustment expense payments (Line 16.1).....			.0
4. Funds held by or deposited with reinsured companies (Line 16.2).....			.0
5. Other assets.....	1,286,580		1,286,580
6. Net amount recoverable from reinsurers.....			.0
7. Protected cell assets (Line 27).....		263,641,908	263,641,908
8. Totals (Line 28).....	176,721,486	263,641,908	440,363,394
LIABILITIES (Page 3)			
9. Losses and loss adjustment expenses (Lines 1 through 3).....		142,121,363	142,121,363
10. Taxes, expenses, and other obligations (Lines 4 through 8).....	62,796	90,851,986	90,914,782
11. Unearned premiums (Line 9).....		158,747,134	158,747,134
12. Advance premiums (Line 10).....		1,922,863	1,922,863
13. Dividends declared and unpaid (Line 11.1 and 11.2).....			.0
14. Ceded reinsurance premiums payable (net of ceding commissions) (Line 12).....	130,001,438	(130,001,438)	.0
15. Funds held by company under reinsurance treaties (Line 13).....			.0
16. Amounts withheld or retained by company for account of others (Line 14).....			.0
17. Provision for reinsurance (Line 16).....			.0
18. Other liabilities.....	1,420		1,420
19. Total liabilities excluding protected cell business (Line 26).....	130,065,654	263,641,908	393,707,562
20. Protected cell liabilities (Line 27).....			.0
21. Surplus as regards policyholders (Line 37).....	46,655,832	XXX	46,655,832
22. Totals (Line 38).....	176,721,486	263,641,908	440,363,394

NOTE: Is the restatement of this exhibit the result of grossing up balances ceded to affiliates under 100 percent reinsurance or pooling arrangements?..Yes [] No []

If yes, give full explanation:

Effective January 1, 2001, the Company's parent entered into a 100% Restated Quota Share Reinsurance Agreement with its subsidiary companies. The Restated Quota Share

Reinsurance Treaty provides that the subsidiary companies obligate themselves to cede, and the parent obligates itself to accept, a 100% interest in each of the subsidiaries'

gross net liabilities and its premiums, losses, expenses, payment fees, dividends and direct agents balance.

**Sch. H - Pt. 1
NONE**

**Sch. H - Pt. 2
NONE**

**Sch. H - Pt. 3
NONE**

**Sch. H - Pt. 4
NONE**

**Sch. H - Pt. 5
NONE**

SCHEDULE P - PART 1A - HOMEOWNERS/FARMOWNERS

(\$000 omitted)

Years in Which Premiums Were Earned and Losses Were Incurred	Premiums Earned			Loss and Loss Expense Payments						10 Salvage and Subrogation Received	11 Total Net Paid (Cols. 4 - 5 + 6 - 7 + 8 - 9)	12 Number of Claims Reported-Direct and Assumed
	1 Direct and Assumed	2 Ceded	3 Net (Cols. 1 - 2)	Loss Payments		Defense and Cost Containment Payments		Adjusting and Other Payments				
				4 Direct and Assumed	5 Ceded	6 Direct and Assumed	7 Ceded	8 Direct and Assumed	9 Ceded			
1. Prior.....	XXX.....	XXX.....	XXX.....	(5).....	(5).....	2.....	2.....	0.....	XXX.....
2. 2009.....	22,855.....	22,855.....	0.....	10,845.....	10,845.....	20.....	20.....	515.....	515.....	0.....	3,498.....
3. 2010.....	23,997.....	23,997.....	0.....	13,829.....	13,829.....	186.....	186.....	460.....	460.....	0.....	3,302.....
4. 2011.....	26,546.....	26,546.....	0.....	18,896.....	18,896.....	388.....	388.....	682.....	682.....	0.....	4,323.....
5. 2012.....	30,409.....	30,409.....	0.....	24,823.....	24,823.....	94.....	94.....	799.....	799.....	0.....	5,579.....
6. 2013.....	36,820.....	36,820.....	0.....	20,698.....	20,698.....	208.....	208.....	538.....	538.....	0.....	4,073.....
7. 2014.....	43,381.....	43,381.....	0.....	35,937.....	35,937.....	341.....	341.....	1,176.....	1,176.....	0.....	6,458.....
8. 2015.....	48,474.....	48,474.....	0.....	29,887.....	29,887.....	173.....	173.....	974.....	974.....	0.....	4,892.....
9. 2016.....	51,910.....	51,910.....	0.....	36,576.....	36,576.....	446.....	446.....	1,268.....	1,268.....	0.....	6,071.....
10. 2017.....	53,267.....	53,267.....	0.....	38,220.....	38,220.....	200.....	200.....	1,303.....	1,303.....	0.....	6,826.....
11. 2018.....	54,433.....	54,433.....	0.....	33,719.....	33,719.....	23.....	23.....	1,050.....	1,050.....	0.....	5,820.....
12. Totals.....	XXX.....	XXX.....	XXX.....	263,427.....	263,427.....	2,082.....	2,082.....	8,764.....	8,764.....	0.....	0.....	XXX.....

	Losses Unpaid				Defense and Cost Containment Unpaid				Adjusting and Other Unpaid		23 Salvage and Subrogation Anticipated	24 Total Net Losses and Expenses Unpaid	25 Number of Claims Outstanding-Direct and Assumed
	Case Basis		Bulk + IBNR		Case Basis		Bulk + IBNR		21 Direct and Assumed	22 Ceded			
	13 Direct and Assumed	14 Ceded	15 Direct and Assumed	16 Ceded	17 Direct and Assumed	18 Ceded	19 Direct and Assumed	20 Ceded					
1. Prior.....	0.....
2. 2009.....	0.....
3. 2010.....	0.....
4. 2011.....	0.....
5. 2012.....	32.....	32.....	1.....	1.....	4.....	4.....	0.....
6. 2013.....	12.....	12.....	4.....	4.....	1.....	1.....	0.....	0.....	4.....	4.....	0.....	1.....
7. 2014.....	250.....	250.....	68.....	68.....	15.....	15.....	2.....	2.....	66.....	66.....	0.....	4.....
8. 2015.....	87.....	87.....	146.....	146.....	5.....	5.....	5.....	5.....	39.....	39.....	0.....	4.....
9. 2016.....	685.....	685.....	273.....	273.....	43.....	43.....	9.....	9.....	196.....	196.....	0.....	18.....
10. 2017.....	923.....	923.....	1,163.....	1,163.....	40.....	40.....	27.....	27.....	251.....	251.....	0.....	39.....
11. 2018.....	5,003.....	5,003.....	3,934.....	3,934.....	111.....	111.....	110.....	110.....	830.....	830.....	0.....	266.....
12. Totals.....	6,960.....	6,960.....	5,621.....	5,621.....	215.....	215.....	154.....	154.....	1,389.....	1,389.....	0.....	0.....	332.....

	Total Losses and Loss Expenses Incurred			Loss and Loss Expense Percentage (Incurred/Premiums Earned)			Nontabular Discount		34 Inter-Company Pooling Participation Percentage	Net Balance Sheet Reserves after Discount	
	26 Direct and Assumed	27 Ceded	28 Net	29 Direct and Assumed	30 Ceded	31 Net	32 Loss	33 Loss Expense		35 Losses Unpaid	36 Loss Expenses Unpaid
1. Prior.....	XXX.....	XXX.....	XXX.....	XXX.....	XXX.....	XXX.....	XXX.....	0.....	0.....
2. 2009.....	11,380.....	11,380.....	0.....	49.8.....	49.8.....	0.0.....	0.....	0.....
3. 2010.....	14,475.....	14,475.....	0.....	60.3.....	60.3.....	0.0.....	0.....	0.....
4. 2011.....	19,967.....	19,967.....	0.....	75.2.....	75.2.....	0.0.....	0.....	0.....
5. 2012.....	25,753.....	25,753.....	0.....	84.7.....	84.7.....	0.0.....	0.....	0.....
6. 2013.....	21,465.....	21,465.....	0.....	58.3.....	58.3.....	0.0.....	0.....	0.....
7. 2014.....	37,857.....	37,857.....	0.....	87.3.....	87.3.....	0.0.....	0.....	0.....
8. 2015.....	31,318.....	31,318.....	0.....	64.6.....	64.6.....	0.0.....	0.....	0.....
9. 2016.....	39,496.....	39,496.....	0.....	76.1.....	76.1.....	0.0.....	0.....	0.....
10. 2017.....	42,127.....	42,127.....	0.....	79.1.....	79.1.....	0.0.....	0.....	0.....
11. 2018.....	44,780.....	44,780.....	0.....	82.3.....	82.3.....	0.0.....	0.....	0.....
12. Totals.....	XXX.....	XXX.....	XXX.....	XXX.....	XXX.....	XXX.....	0.....	0.....	XXX.....	0.....	0.....

SCHEDULE P - PART 1B - PRIVATE PASSENGER AUTO LIABILITY/MEDICAL

(\$000 omitted)

Years in Which Premiums Were Earned and Losses Were Incurred	Premiums Earned			Loss and Loss Expense Payments						10 Salvage and Subrogation Received	11 Total Net Paid (Cols. 4 - 5 + 6 - 7 + 8 - 9)	12 Number of Claims Reported-Direct and Assumed
	1 Direct and Assumed	2 Ceded	3 Net (Cols. 1 - 2)	Loss Payments		Defense and Cost Containment Payments		Adjusting and Other Payments				
				4 Direct and Assumed	5 Ceded	6 Direct and Assumed	7 Ceded	8 Direct and Assumed	9 Ceded			
1. Prior.....	XXX.....	XXX.....	XXX.....	423	423	19	19	3	3		0	XXX.....
2. 2009.....	102,312	102,312	0	84,198	84,198	4,723	4,723	1,321	1,321		0	19,544
3. 2010.....	108,715	108,715	0	75,994	75,994	3,843	3,843	1,189	1,189		0	22,475
4. 2011.....	120,885	120,885	0	81,335	81,335	4,048	4,048	1,523	1,523		0	24,594
5. 2012.....	128,692	128,692	0	92,316	92,316	4,916	4,916	1,772	1,772		0	24,559
6. 2013.....	143,169	143,169	0	90,287	90,287	4,909	4,909	1,999	1,999		0	25,799
7. 2014.....	150,720	150,720	0	96,947	96,947	5,655	5,655	1,980	1,980		0	25,474
8. 2015.....	146,815	146,815	0	94,042	94,042	4,483	4,483	1,708	1,708		0	25,452
9. 2016.....	151,361	151,361	0	96,552	96,552	2,819	2,819	1,086	1,086		0	26,581
10. 2017.....	159,727	159,727	0	82,265	82,265	975	975	715	715		0	24,132
11. 2018.....	166,505	166,505	0	42,505	42,505	171	171	305	305		0	21,227
12. Totals.....	XXX.....	XXX.....	XXX.....	836,863	836,863	36,561	36,561	13,601	13,601	0	0	XXX.....

	Losses Unpaid				Defense and Cost Containment Unpaid				Adjusting and Other Unpaid		23 Salvage and Subrogation Anticipated	24 Total Net Losses and Expenses Unpaid	25 Number of Claims Outstanding-Direct and Assumed
	Case Basis		Bulk + IBNR		Case Basis		Bulk + IBNR		21 Direct and Assumed	22 Ceded			
	13 Direct and Assumed	14 Ceded	15 Direct and Assumed	16 Ceded	17 Direct and Assumed	18 Ceded	19 Direct and Assumed	20 Ceded					
1. Prior.....	2,869	2,869	1,354	1,354	535	535	256	256	264	264		0	18
2. 2009.....	24	24	9	9	2	2	1	1	1	1		0	3
3. 2010.....	49	49	4	4	5	5	1	1	2	2		0	5
4. 2011.....	35	35	14	14	3	3	1	1	3	3		0	4
5. 2012.....	177	177	53	53	29	29	9	9	13	13		0	10
6. 2013.....	1,275	1,275	221	221	184	184	27	27	69	69		0	22
7. 2014.....	1,299	1,299	522	522	150	150	76	76	68	68		0	46
8. 2015.....	4,738	4,738	1,222	1,222	520	520	159	159	188	188		0	145
9. 2016.....	8,737	8,737	2,238	2,238	869	869	226	226	303	303		0	339
10. 2017.....	17,259	17,259	5,837	5,837	1,767	1,767	619	619	691	691		0	874
11. 2018.....	39,545	39,545	16,579	16,579	3,264	3,264	1,433	1,433	1,707	1,707		0	4,978
12. Totals.....	76,006	76,006	28,053	28,053	7,329	7,329	2,808	2,808	3,310	3,310	0	0	6,444

	Total Losses and Loss Expenses Incurred			Loss and Loss Expense Percentage (Incurred/Premiums Earned)			Nontabular Discount		34 Inter-Company Pooling Participation Percentage	Net Balance Sheet Reserves after Discount	
	26 Direct and Assumed	27 Ceded	28 Net	29 Direct and Assumed	30 Ceded	31 Net	32 Loss	33 Loss Expense		35 Losses Unpaid	36 Loss Expenses Unpaid
1. Prior.....	XXX.....	XXX.....	XXX.....	XXX.....	XXX.....	XXX.....			XXX.....	0	0
2. 2009.....	90,280	90,280	0	88.2	88.2	0.0				0	0
3. 2010.....	81,086	81,086	0	74.6	74.6	0.0				0	0
4. 2011.....	86,963	86,963	0	71.9	71.9	0.0				0	0
5. 2012.....	99,286	99,286	0	77.1	77.1	0.0				0	0
6. 2013.....	98,970	98,970	0	69.1	69.1	0.0				0	0
7. 2014.....	106,696	106,696	0	70.8	70.8	0.0				0	0
8. 2015.....	107,061	107,061	0	72.9	72.9	0.0				0	0
9. 2016.....	112,830	112,830	0	74.5	74.5	0.0				0	0
10. 2017.....	110,127	110,127	0	68.9	68.9	0.0				0	0
11. 2018.....	105,510	105,510	0	63.4	63.4	0.0				0	0
12. Totals.....	XXX.....	XXX.....	XXX.....	XXX.....	XXX.....	XXX.....	0	0	XXX.....	0	0

SCHEDULE P - PART 1C - COMMERCIAL AUTO/TRUCK LIABILITY/MEDICAL

(\$000 omitted)

Years in Which Premiums Were Earned and Losses Were Incurred	Premiums Earned			Loss and Loss Expense Payments						10 Salvage and Subrogation Received	11 Total Net Paid (Cols. 4 - 5 + 6 - 7 + 8 - 9)	12 Number of Claims Reported-Direct and Assumed
	1 Direct and Assumed	2 Ceded	3 Net (Cols. 1 - 2)	Loss Payments		Defense and Cost Containment Payments		Adjusting and Other Payments				
				4 Direct and Assumed	5 Ceded	6 Direct and Assumed	7 Ceded	8 Direct and Assumed	9 Ceded			
1. Prior.....	XXX	XXX	XXX								0	XXX
2. 2009.....			0								0	
3. 2010.....			0								0	
4. 2011.....			0								0	
5. 2012.....			0								0	
6. 2013.....			0								0	
7. 2014.....			0								0	
8. 2015.....			0								0	
9. 2016.....			0	4	4						0	1
10. 2017.....	1,195	1,195	0	703	703	3	3	44	44		0	389
11. 2018.....	5,938	5,938	0	2,390	2,390			57	57		0	1,622
12. Totals.....	XXX	XXX	XXX	3,097	3,097	3	3	101	101	0	0	XXX

	Losses Unpaid				Defense and Cost Containment Unpaid				Adjusting and Other Unpaid		23 Salvage and Subrogation Anticipated	24 Total Net Losses and Expenses Unpaid	25 Number of Claims Outstanding-Direct and Assumed
	Case Basis		Bulk + IBNR		Case Basis		Bulk + IBNR		21 Direct and Assumed	22 Ceded			
	13 Direct and Assumed	14 Ceded	15 Direct and Assumed	16 Ceded	17 Direct and Assumed	18 Ceded	19 Direct and Assumed	20 Ceded					
1. Prior.....												0	
2. 2009.....												0	
3. 2010.....												0	
4. 2011.....												0	
5. 2012.....												0	
6. 2013.....												0	
7. 2014.....												0	
8. 2015.....												0	
9. 2016.....			4	4								0	
10. 2017.....	173	173	64	64			4	4	3	3		0	36
11. 2018.....	1,501	1,501	1,249	1,249			103	103	42	42		0	443
12. Totals.....	1,674	1,674	1,317	1,317	0	0	107	107	45	45	0	0	479

	Total Losses and Loss Expenses Incurred			Loss and Loss Expense Percentage (Incurred/Premiums Earned)			Nontabular Discount		34 Inter-Company Pooling Participation Percentage	Net Balance Sheet Reserves after Discount	
	26 Direct and Assumed	27 Ceded	28 Net	29 Direct and Assumed	30 Ceded	31 Net	32 Loss	33 Loss Expense		35 Losses Unpaid	36 Loss Expenses Unpaid
1. Prior.....	XXX	XXX	XXX	XXX	XXX	XXX			XXX	0	0
2. 2009.....	0	0	0	0.0	0.0	0.0				0	0
3. 2010.....	0	0	0	0.0	0.0	0.0				0	0
4. 2011.....	0	0	0	0.0	0.0	0.0				0	0
5. 2012.....	0	0	0	0.0	0.0	0.0				0	0
6. 2013.....	0	0	0	0.0	0.0	0.0				0	0
7. 2014.....	0	0	0	0.0	0.0	0.0				0	0
8. 2015.....	0	0	0	0.0	0.0	0.0				0	0
9. 2016.....	8	8	0	0.0	0.0	0.0				0	0
10. 2017.....	994	994	0	83.2	83.2	0.0				0	0
11. 2018.....	5,342	5,342	0	90.0	90.0	0.0				0	0
12. Totals.....	XXX	XXX	XXX	XXX	XXX	XXX	0	0	XXX	0	0

**SCHEDULE P - PART 1D - WORKERS' COMPENSATION
(EXCLUDING EXCESS WORKERS' COMPENSATION)**

(\$000 omitted)

Years in Which Premiums Were Earned and Losses Were Incurred	Premiums Earned			Loss and Loss Expense Payments							12 Number of Claims Reported- Direct and Assumed	
	1 Direct and Assumed	2 Ceded	3 Net (Cols. 1 - 2)	Loss Payments		Defense and Cost Containment Payments		Adjusting and Other Payments		10 Salvage and Subrogation Received		11 Total Net Paid (Cols. 4 - 5 + 6 - 7 + 8 - 9)
				4 Direct and Assumed	5 Ceded	6 Direct and Assumed	7 Ceded	8 Direct and Assumed	9 Ceded			
1. Prior.....	XXX	XXX	XXX								0	XXX
2. 2009.....			.0								0	
3. 2010.....			.0								0	
4. 2011.....			.0								0	
5. 2012.....			.0								0	
6. 2013.....			.0								0	
7. 2014.....			.0								0	
8. 2015.....			.0								0	
9. 2016.....			.0								0	
10. 2017.....			.0								0	
11. 2018.....			.0								0	
12. Totals....	XXX	XXX	XXX	0	0	0	0	0	0	0	0	XXX

	Losses Unpaid				Defense and Cost Containment Unpaid				Adjusting and Other Unpaid		23 Salvage and Subrogation Anticipated	24 Total Net Losses and Expenses Unpaid	25 Number of Claims Outstanding- Direct and Assumed
	Case Basis		Bulk + IBNR		Case Basis		Bulk + IBNR		21 Direct and Assumed	22 Ceded			
	13 Direct and Assumed	14 Ceded	15 Direct and Assumed	16 Ceded	17 Direct and Assumed	18 Ceded	19 Direct and Assumed	20 Ceded					
1. Prior.....												0	
2. 2009.....												0	
3. 2010.....												0	
4. 2011.....												0	
5. 2012.....												0	
6. 2013.....												0	
7. 2014.....												0	
8. 2015.....												0	
9. 2016.....												0	
10. 2017.....												0	
11. 2018.....												0	
12. Totals....	0	0	0	0	0	0	0	0	0	0	0	0	0

NONE

	Total Losses and Loss Expenses Incurred			Loss and Loss Expense Percentage (Incurred/Premiums Earned)			Nontabular Discount		34 Inter- Company Pooling Participation Percentage	Net Balance Sheet Reserves after Discount	
	26 Direct and Assumed	27 Ceded	28 Net	29 Direct and Assumed	30 Ceded	31 Net	32 Loss	33 Loss Expense		35 Losses Unpaid	36 Loss Expenses Unpaid
1. Prior.....	XXX	XXX	XXX	XXX	XXX	XXX			XXX	0	0
2. 2009.....	0	0	0	0.0	0.0	0.0				0	0
3. 2010.....	0	0	0	0.0	0.0	0.0				0	0
4. 2011.....	0	0	0	0.0	0.0	0.0				0	0
5. 2012.....	0	0	0	0.0	0.0	0.0				0	0
6. 2013.....	0	0	0	0.0	0.0	0.0				0	0
7. 2014.....	0	0	0	0.0	0.0	0.0				0	0
8. 2015.....	0	0	0	0.0	0.0	0.0				0	0
9. 2016.....	0	0	0	0.0	0.0	0.0				0	0
10. 2017.....	0	0	0	0.0	0.0	0.0				0	0
11. 2018.....	0	0	0	0.0	0.0	0.0				0	0
12. Totals....	XXX	XXX	XXX	XXX	XXX	XXX	0	0	XXX	0	0

SCHEDULE P - PART 1E - COMMERCIAL MULTIPLE PERIL

(\$000 omitted)

Years in Which Premiums Were Earned and Losses Were Incurred	Premiums Earned			Loss and Loss Expense Payments						10 Salvage and Subrogation Received	11 Total Net Paid (Cols. 4 - 5 + 6 - 7 + 8 - 9)	12 Number of Claims Reported-Direct and Assumed
	1 Direct and Assumed	2 Ceded	3 Net (Cols. 1 - 2)	Loss Payments		Defense and Cost Containment Payments		Adjusting and Other Payments				
				4 Direct and Assumed	5 Ceded	6 Direct and Assumed	7 Ceded	8 Direct and Assumed	9 Ceded			
1. Prior.....	XXX	XXX	XXX								0	XXX
2. 2009.....			0								0	
3. 2010.....			0								0	
4. 2011.....			0								0	
5. 2012.....			0								0	
6. 2013.....			0								0	
7. 2014.....			0								0	
8. 2015.....	142	142	0	136	136	25	25	7	7		0	18
9. 2016.....	659	659	0	252	252	19	19	13	13		0	69
10. 2017.....	1,514	1,514	0	542	542	23	23	46	46		0	163
11. 2018.....	2,352	2,352	0	396	396			25	25		0	136
12. Totals.....	XXX	XXX	XXX	1,326	1,326	67	67	91	91	0	0	XXX

	Losses Unpaid				Defense and Cost Containment Unpaid				Adjusting and Other Unpaid		23 Salvage and Subrogation Anticipated	24 Total Net Losses and Expenses Unpaid	25 Number of Claims Outstanding-Direct and Assumed
	Case Basis		Bulk + IBNR		Case Basis		Bulk + IBNR		21 Direct and Assumed	22 Ceded			
	13 Direct and Assumed	14 Ceded	15 Direct and Assumed	16 Ceded	17 Direct and Assumed	18 Ceded	19 Direct and Assumed	20 Ceded					
1. Prior.....											0		
2. 2009.....											0		
3. 2010.....											0		
4. 2011.....											0		
5. 2012.....											0		
6. 2013.....											0		
7. 2014.....											0		
8. 2015.....	10	10	59	59			7	7	23	23	0	2	
9. 2016.....	39	39	100	100			28	28	25	25	0	3	
10. 2017.....	32	32	206	206			15	15	12	12	0	10	
11. 2018.....	401	401	1,356	1,356			127	127	42	42	0	49	
12. Totals.....	482	482	1,721	1,721	0	0	177	177	102	102	0	64	

	Total Losses and Loss Expenses Incurred			Loss and Loss Expense Percentage (Incurred/Premiums Earned)			Nontabular Discount		34 Inter-Company Pooling Participation Percentage	Net Balance Sheet Reserves after Discount	
	26 Direct and Assumed	27 Ceded	28 Net	29 Direct and Assumed	30 Ceded	31 Net	32 Loss	33 Loss Expense		35 Losses Unpaid	36 Loss Expenses Unpaid
1. Prior.....	XXX	XXX	XXX	XXX	XXX	XXX			XXX	0	0
2. 2009.....	0	0	0	0.0	0.0	0.0				0	0
3. 2010.....	0	0	0	0.0	0.0	0.0				0	0
4. 2011.....	0	0	0	0.0	0.0	0.0				0	0
5. 2012.....	0	0	0	0.0	0.0	0.0				0	0
6. 2013.....	0	0	0	0.0	0.0	0.0				0	0
7. 2014.....	0	0	0	0.0	0.0	0.0				0	0
8. 2015.....	267	267	0	188.0	188.0	0.0				0	0
9. 2016.....	476	476	0	72.2	72.2	0.0				0	0
10. 2017.....	876	876	0	57.9	57.9	0.0				0	0
11. 2018.....	2,347	2,347	0	99.8	99.8	0.0				0	0
12. Totals.....	XXX	XXX	XXX	XXX	XXX	XXX	0	0	XXX	0	0

Sch. P - Pt. 1F - Sn. 1
NONE

Sch. P - Pt. 1F - Sn. 2
NONE

Sch. P - Pt. 1G
NONE

SCHEDULE P - PART 1H - SECTION 1 - OTHER LIABILITY - OCCURRENCE

(\$000 omitted)

Years in Which Premiums Were Earned and Losses Were Incurred	Premiums Earned			Loss and Loss Expense Payments						10 Salvage and Subrogation Received	11 Total Net Paid (Cols. 4 - 5 + 6 - 7 + 8 - 9)	12 Number of Claims Reported-Direct and Assumed
	1 Direct and Assumed	2 Ceded	3 Net (Cols. 1 - 2)	Loss Payments		Defense and Cost Containment Payments		Adjusting and Other Payments				
				4 Direct and Assumed	5 Ceded	6 Direct and Assumed	7 Ceded	8 Direct and Assumed	9 Ceded			
1. Prior.....	XXX.....	XXX.....	XXX.....								0	XXX.....
2. 2009.....	188.....	188.....	0.....								0	2
3. 2010.....	244.....	244.....	0.....	1,038.....	1,038.....	(0).....	(0).....				0	3
4. 2011.....	341.....	341.....	0.....								0	2
5. 2012.....	420.....	420.....	0.....								0	2
6. 2013.....	519.....	519.....	0.....	200.....	200.....	33.....	33.....	1.....	1.....		0	5
7. 2014.....	601.....	601.....	0.....			30.....	30.....				0	2
8. 2015.....	634.....	634.....	0.....	175.....	175.....						0	1
9. 2016.....	663.....	663.....	0.....	455.....	455.....	10.....	10.....	3.....	3.....		0	6
10. 2017.....	683.....	683.....	0.....	700.....	700.....	45.....	45.....				0	1
11. 2018.....	680.....	680.....	0.....								0	3
12. Totals.....	XXX.....	XXX.....	XXX.....	2,568.....	2,568.....	119.....	119.....	4.....	4.....	0	0	XXX.....

	Losses Unpaid				Defense and Cost Containment Unpaid				Adjusting and Other Unpaid		23 Salvage and Subrogation Anticipated	24 Total Net Losses and Expenses Unpaid	25 Number of Claims Outstanding-Direct and Assumed
	Case Basis		Bulk + IBNR		Case Basis		Bulk + IBNR		21 Direct and Assumed	22 Ceded			
	13 Direct and Assumed	14 Ceded	15 Direct and Assumed	16 Ceded	17 Direct and Assumed	18 Ceded	19 Direct and Assumed	20 Ceded					
1. Prior.....												0	
2. 2009.....												0	
3. 2010.....												0	
4. 2011.....												0	
5. 2012.....												0	
6. 2013.....	149.....	149.....						0.....	0.....			0	
7. 2014.....			2.....	2.....	1.....	1.....	0.....	0.....				0	
8. 2015.....			16.....	16.....			0.....	0.....	0.....	0.....		0	
9. 2016.....	554.....	554.....	121.....	121.....	4.....	4.....	1.....	1.....	1.....	1.....		0	1
10. 2017.....	240.....	240.....	100.....	100.....	2.....	2.....	1.....	1.....	0.....	0.....		0	1
11. 2018.....	381.....	381.....	225.....	225.....			2.....	2.....	0.....	0.....		0	3
12. Totals.....	1,324.....	1,324.....	464.....	464.....	7.....	7.....	4.....	4.....	1.....	1.....	0	0	5

	Total Losses and Loss Expenses Incurred			Loss and Loss Expense Percentage (Incurred/Premiums Earned)			Nontabular Discount		34 Inter-Company Pooling Participation Percentage	Net Balance Sheet Reserves after Discount	
	26 Direct and Assumed	27 Ceded	28 Net	29 Direct and Assumed	30 Ceded	31 Net	32 Loss	33 Loss Expense		35 Losses Unpaid	36 Loss Expenses Unpaid
1. Prior.....	XXX.....	XXX.....	XXX.....	XXX.....	XXX.....	XXX.....			XXX.....	0	0
2. 2009.....	0.....	0.....	0.....	0.0.....	0.0.....	0.0.....				0	0
3. 2010.....	1,038.....	1,038.....	0.....	425.4.....	425.4.....	0.0.....				0	0
4. 2011.....	0.....	0.....	0.....	0.0.....	0.0.....	0.0.....				0	0
5. 2012.....	0.....	0.....	0.....	0.0.....	0.0.....	0.0.....				0	0
6. 2013.....	383.....	383.....	0.....	73.8.....	73.8.....	0.0.....				0	0
7. 2014.....	33.....	33.....	0.....	5.5.....	5.5.....	0.0.....				0	0
8. 2015.....	192.....	192.....	0.....	30.2.....	30.2.....	0.0.....				0	0
9. 2016.....	1,148.....	1,148.....	0.....	173.2.....	173.2.....	0.0.....				0	0
10. 2017.....	1,088.....	1,088.....	0.....	159.4.....	159.4.....	0.0.....				0	0
11. 2018.....	608.....	608.....	0.....	89.4.....	89.4.....	0.0.....				0	0
12. Totals.....	XXX.....	XXX.....	XXX.....	XXX.....	XXX.....	XXX.....	0	0	XXX.....	0	0

SCHEDULE P - PART 1H - SECTION 2 - OTHER LIABILITY - CLAIMS-MADE

(\$000 omitted)

Years in Which Premiums Were Earned and Losses Were Incurred	Premiums Earned			Loss and Loss Expense Payments						10 Salvage and Subrogation Received	11 Total Net Paid (Cols. 4 - 5 + 6 - 7 + 8 - 9)	12 Number of Claims Reported-Direct and Assumed
	1 Direct and Assumed	2 Ceded	3 Net (Cols. 1 - 2)	Loss Payments		Defense and Cost Containment Payments		Adjusting and Other Payments				
				4 Direct and Assumed	5 Ceded	6 Direct and Assumed	7 Ceded	8 Direct and Assumed	9 Ceded			
1. Prior.....	XXX	XXX	XXX								0	XXX
2. 2009.....			0								0	
3. 2010.....			0								0	
4. 2011.....			0								0	
5. 2012.....			0								0	
6. 2013.....			0								0	
7. 2014.....			0								0	
8. 2015.....			0								0	
9. 2016.....			0								0	
10. 2017.....			0								0	
11. 2018.....			0								0	
12. Totals.....	XXX	XXX	XXX	0	0	0	0	0	0	0	0	XXX

	Losses Unpaid				Defense and Cost Containment Unpaid				Adjusting and Other Unpaid		23 Salvage and Subrogation Anticipated	24 Total Net Losses and Expenses Unpaid	25 Number of Claims Outstanding-Direct and Assumed
	Case Basis		Bulk + IBNR		Case Basis		Bulk + IBNR		21 Direct and Assumed	22 Ceded			
	13 Direct and Assumed	14 Ceded	15 Direct and Assumed	16 Ceded	17 Direct and Assumed	18 Ceded	19 Direct and Assumed	20 Ceded					
1. Prior.....												0	
2. 2009.....												0	
3. 2010.....												0	
4. 2011.....												0	
5. 2012.....												0	
6. 2013.....												0	
7. 2014.....												0	
8. 2015.....												0	
9. 2016.....												0	
10. 2017.....												0	
11. 2018.....												0	
12. Totals.....	0	0	0	0	0	0	0	0	0	0	0	0	0

NONE

	Total Losses and Loss Expenses Incurred			Loss and Loss Expense Percentage (Incurred/Premiums Earned)			Nontabular Discount		34 Inter-Company Pooling Participation Percentage	Net Balance Sheet Reserves after Discount	
	26 Direct and Assumed	27 Ceded	28 Net	29 Direct and Assumed	30 Ceded	31 Net	32 Loss	33 Loss Expense		35 Losses Unpaid	36 Loss Expenses Unpaid
1. Prior.....	XXX	XXX	XXX	XXX	XXX	XXX			XXX	0	0
2. 2009.....	0	0	0	0.0	0.0	0.0				0	0
3. 2010.....	0	0	0	0.0	0.0	0.0				0	0
4. 2011.....	0	0	0	0.0	0.0	0.0				0	0
5. 2012.....	0	0	0	0.0	0.0	0.0				0	0
6. 2013.....	0	0	0	0.0	0.0	0.0				0	0
7. 2014.....	0	0	0	0.0	0.0	0.0				0	0
8. 2015.....	0	0	0	0.0	0.0	0.0				0	0
9. 2016.....	0	0	0	0.0	0.0	0.0				0	0
10. 2017.....	0	0	0	0.0	0.0	0.0				0	0
11. 2018.....	0	0	0	0.0	0.0	0.0				0	0
12. Totals.....	XXX	XXX	XXX	XXX	XXX	XXX	0	0	XXX	0	0

SCHEDULE P - PART 11 - SPECIAL PROPERTY (FIRE, ALLIED LINES, INLAND MARINE, EARTHQUAKE, BURGLARY AND THEFT)

(\$000 omitted)

Years in Which Premiums Were Earned and Losses Were Incurred	Premiums Earned			Loss and Loss Expense Payments						10 Salvage and Subrogation Received	11 Total Net Paid (Cols. 4 - 5 + 6 - 7 + 8 - 9)	12 Number of Claims Reported- Direct and Assumed
	1 Direct and Assumed	2 Ceded	3 Net (Cols. 1 - 2)	Loss Payments		Defense and Cost Containment Payments		Adjusting and Other Payments				
				4 Direct and Assumed	5 Ceded	6 Direct and Assumed	7 Ceded	8 Direct and Assumed	9 Ceded			
1. Prior.....XXX.....XXX.....XXX.....13.....13.....1.....1.....0.....XXX.....
2. 2017.....3,404.....3,404.....0.....533.....533.....31.....31.....7.....7.....0.....XXX.....
3. 2018.....3,500.....3,500.....0.....473.....473.....3.....3.....7.....7.....0.....XXX.....
4. Totals....XXX.....XXX.....XXX.....1,019.....1,019.....35.....35.....13.....13.....0.....0.....XXX.....

	Losses Unpaid				Defense and Cost Containment Unpaid				Adjusting and Other Unpaid		23 Salvage and Subrogation Anticipated	24 Total Net Losses and Expenses Unpaid	25 Number of Claims Outstanding- Direct and Assumed
	Case Basis		Bulk + IBNR		Case Basis		Bulk + IBNR		21 Direct and Assumed	22 Ceded			
	13 Direct and Assumed	14 Ceded	15 Direct and Assumed	16 Ceded	17 Direct and Assumed	18 Ceded	19 Direct and Assumed	20 Ceded					
1. Prior.....1.....1.....36.....36.....1.....1.....1.....1.....4.....4.....0.....
2. 2017.....6.....6.....33.....33.....2.....2.....1.....1.....4.....4.....0.....
3. 2018.....74.....74.....154.....154.....5.....5.....5.....5.....20.....20.....0.....5.....
4. Totals....82.....82.....224.....224.....7.....7.....7.....7.....28.....28.....0.....0.....5.....

	Total Losses and Loss Expenses Incurred			Loss and Loss Expense Percentage (Incurred/Premiums Earned)			Nontabular Discount		34 Inter-Company Pooling Participation Percentage	Net Balance Sheet Reserves after Discount	
	26 Direct and Assumed	27 Ceded	28 Net	29 Direct and Assumed	30 Ceded	31 Net	32 Loss	33 Loss Expense		35 Losses Unpaid	36 Loss Expenses Unpaid
1. Prior..XXX.....XXX.....XXX.....XXX.....XXX.....XXX.....XXX.....0.....0.....
2. 2017..616.....616.....0.....18.1.....18.1.....0.0.....0.....0.....
3. 2018..741.....741.....0.....21.2.....21.2.....0.0.....0.....0.....
4. TotalsXXX.....XXX.....XXX.....XXX.....XXX.....XXX.....0.....0.....XXX.....0.....0.....

SCHEDULE P - PART 1J - AUTO PHYSICAL DAMAGE

(\$000 omitted)

Years in Which Premiums Were Earned and Losses Were Incurred	Premiums Earned			Loss and Loss Expense Payments						12 Number of Claims Reported-Direct and Assumed		
	1 Direct and Assumed	2 Ceded	3 Net (Cols. 1 - 2)	Loss Payments		Defense and Cost Containment Payments		Adjusting and Other Payments			10 Salvage and Subrogation Received	11 Total Net Paid (Cols. 4 - 5 + 6 - 7 + 8 - 9)
				4 Direct and Assumed	5 Ceded	6 Direct and Assumed	7 Ceded	8 Direct and Assumed	9 Ceded			
1. Prior.....XXX.....XXX.....XXX.....(239).....(239).....24.....24.....27.....27.....0.....XXX.....
2. 2017.....116,155.....116,155.....0.....68,274.....68,274.....295.....295.....1,150.....1,150.....0.....58,392.....
3. 2018.....120,064.....120,064.....0.....74,032.....74,032.....147.....147.....1,077.....1,077.....0.....60,044.....
4. Totals.....XXX.....XXX.....XXX.....142,067.....142,067.....466.....466.....2,253.....2,253.....0.....0.....XXX.....

	Losses Unpaid				Defense and Cost Containment Unpaid				Adjusting and Other Unpaid		23 Salvage and Subrogation Anticipated	24 Total Net Losses and Expenses Unpaid	25 Number of Claims Outstanding-Direct and Assumed
	Case Basis		Bulk + IBNR		Case Basis		Bulk + IBNR		21 Direct and Assumed	22 Ceded			
	13 Direct and Assumed	14 Ceded	15 Direct and Assumed	16 Ceded	17 Direct and Assumed	18 Ceded	19 Direct and Assumed	20 Ceded					
1. Prior.....243.....243.....(247).....(247).....(6).....(6).....10.....10.....15.....15.....0.....13.....
2. 2017.....93.....93.....(168).....(168).....(1).....(1).....10.....10.....33.....33.....0.....18.....
3. 2018.....8,620.....8,620.....(6,714).....(6,714).....(209).....(209).....330.....330.....473.....473.....0.....3,042.....
4. Totals.....8,956.....8,956.....(7,130).....(7,130).....(216).....(216).....350.....350.....521.....521.....0.....0.....3,073.....

	Total Losses and Loss Expenses Incurred			Loss and Loss Expense Percentage (Incurred/Premiums Earned)			Nontabular Discount		34 Inter-Company Pooling Participation Percentage	Net Balance Sheet Reserves after Discount	
	26 Direct and Assumed	27 Ceded	28 Net	29 Direct and Assumed	30 Ceded	31 Net	32 Loss	33 Loss Expense		35 Losses Unpaid	36 Loss Expenses Unpaid
1. Prior..XXX.....XXX.....XXX.....XXX.....XXX.....XXX.....XXX.....0.....0.....
2. 2017..69,685.....69,685.....0.....60.0.....60.0.....0.0.....0.....0.....
3. 2018..77,756.....77,756.....0.....64.8.....64.8.....0.0.....0.....0.....
4. TotalsXXX.....XXX.....XXX.....XXX.....XXX.....XXX.....0.....0.....XXX.....0.....0.....

Sch. P - Pt. 1K

NONE

Sch. P - Pt. 1L

NONE

Sch. P - Pt. 1M

NONE

Sch. P - Pt. 1N

NONE

Sch. P - Pt. 1O

NONE

Sch. P - Pt. 1P

NONE

Sch. P - Pt. 1R - Sn. 1

NONE

Sch. P - Pt. 1R - Sn. 2

NONE

Sch. P - Pt. 1S

NONE

Sch. P - Pt. 1T

NONE

Sch. P - Pt. 2A

NONE

Sch. P - Pt. 2B

NONE

Sch. P - Pt. 2C

NONE

Sch. P - Pt. 2D

NONE

Sch. P - Pt. 2E

NONE

Sch. P - Pt. 2F - Sn. 1

NONE

Sch. P - Pt. 2F - Sn. 2

NONE

Sch. P - Pt. 2G

NONE

Sch. P - Pt. 2H - Sn. 1

NONE

Sch. P - Pt. 2H - Sn. 2

NONE

Sch. P - Pt. 2I
NONE

Sch. P - Pt. 2J
NONE

Sch. P - Pt. 2K
NONE

Sch. P - Pt. 2L
NONE

Sch. P - Pt. 2M
NONE

Sch. P - Pt. 2N
NONE

Sch. P - Pt. 2O
NONE

Sch. P - Pt. 2P
NONE

Sch. P - Pt. 2R - Sn. 1
NONE

Sch. P - Pt. 2R - Sn. 2
NONE

Sch. P - Pt. 2S
NONE

Sch. P - Pt. 2T
NONE

SCHEDULE P - PART 3A - HOMEOWNERS/FARMOWNERS

Years in Which Losses Were Incurred	Cumulative Paid Net Losses and Defense and Cost Containment Expenses Reported at Year End (\$000 omitted)										11 Number of Claims Closed With Loss Payment	12 Number of Claims Closed Without Loss Payment
	1	2	3	4	5	6	7	8	9	10		
	2009	2010	2011	2012	2013	2014	2015	2016	2017	2018		
1. Prior.....	.000.....										9,854	3,882
2. 2009.....											2,636	862
3. 2010.....	.XXX.....										2,473	829
4. 2011.....	.XXX.....	.XXX.....									3,122	1,201
5. 2012.....	.XXX.....	.XXX.....	.XXX.....								4,252	1,327
6. 2013.....	.XXX.....	.XXX.....	.XXX.....	.XXX.....							3,040	1,032
7. 2014.....	.XXX.....	.XXX.....	.XXX.....	.XXX.....	.XXX.....						5,032	1,422
8. 2015.....	.XXX.....	.XXX.....	.XXX.....	.XXX.....	.XXX.....	.XXX.....					3,602	1,286
9. 2016.....	.XXX.....	.XXX.....	.XXX.....	.XXX.....	.XXX.....	.XXX.....	.XXX.....				4,512	1,541
10. 2017.....	.XXX.....	.XXX.....	.XXX.....	.XXX.....	.XXX.....	.XXX.....	.XXX.....	.XXX.....			5,045	1,742
11. 2018.....	.XXX.....	.XXX.....	.XXX.....	.XXX.....	.XXX.....	.XXX.....	.XXX.....	.XXX.....	.XXX.....		3,983	1,571

SCHEDULE P - PART 3B - PRIVATE PASSENGER AUTO LIABILITY/MEDICAL

1. Prior.....	.000.....										84,675	26,139
2. 2009.....											14,177	5,364
3. 2010.....	.XXX.....										15,808	6,662
4. 2011.....	.XXX.....	.XXX.....									16,989	7,601
5. 2012.....	.XXX.....	.XXX.....	.XXX.....								17,126	7,423
6. 2013.....	.XXX.....	.XXX.....	.XXX.....	.XXX.....							17,757	8,020
7. 2014.....	.XXX.....	.XXX.....	.XXX.....	.XXX.....	.XXX.....						17,456	7,972
8. 2015.....	.XXX.....	.XXX.....	.XXX.....	.XXX.....	.XXX.....	.XXX.....					17,420	7,887
9. 2016.....	.XXX.....	.XXX.....	.XXX.....	.XXX.....	.XXX.....	.XXX.....	.XXX.....				18,133	8,109
10. 2017.....	.XXX.....	.XXX.....	.XXX.....	.XXX.....	.XXX.....	.XXX.....	.XXX.....	.XXX.....			16,227	7,031
11. 2018.....	.XXX.....	.XXX.....	.XXX.....	.XXX.....	.XXX.....	.XXX.....	.XXX.....	.XXX.....	.XXX.....		10,908	5,341

SCHEDULE P - PART 3C - COMMERCIAL AUTO/TRUCK LIABILITY/MEDICAL

1. Prior.....	.000.....											
2. 2009.....												
3. 2010.....	.XXX.....											
4. 2011.....	.XXX.....	.XXX.....										
5. 2012.....	.XXX.....	.XXX.....	.XXX.....									
6. 2013.....	.XXX.....	.XXX.....	.XXX.....	.XXX.....								
7. 2014.....	.XXX.....	.XXX.....	.XXX.....	.XXX.....	.XXX.....							
8. 2015.....	.XXX.....	.XXX.....	.XXX.....	.XXX.....	.XXX.....	.XXX.....						
9. 2016.....	.XXX.....	.XXX.....	.XXX.....	.XXX.....	.XXX.....	.XXX.....	.XXX.....					1
10. 2017.....	.XXX.....	.XXX.....	.XXX.....	.XXX.....	.XXX.....	.XXX.....	.XXX.....	.XXX.....				2
11. 2018.....	.XXX.....	.XXX.....	.XXX.....	.XXX.....	.XXX.....	.XXX.....	.XXX.....	.XXX.....	.XXX.....			3

SCHEDULE P - PART 3D - WORKERS' COMPENSATION (EXCLUDING EXCESS WORKERS' COMPENSATION)

1. Prior.....	.000.....											
2. 2009.....												
3. 2010.....	.XXX.....											
4. 2011.....	.XXX.....	.XXX.....										
5. 2012.....	.XXX.....	.XXX.....	.XXX.....									
6. 2013.....	.XXX.....	.XXX.....	.XXX.....	.XXX.....								
7. 2014.....	.XXX.....	.XXX.....	.XXX.....	.XXX.....	.XXX.....							
8. 2015.....	.XXX.....	.XXX.....	.XXX.....	.XXX.....	.XXX.....	.XXX.....						
9. 2016.....	.XXX.....	.XXX.....	.XXX.....	.XXX.....	.XXX.....	.XXX.....	.XXX.....					
10. 2017.....	.XXX.....	.XXX.....	.XXX.....	.XXX.....	.XXX.....	.XXX.....	.XXX.....	.XXX.....				
11. 2018.....	.XXX.....	.XXX.....	.XXX.....	.XXX.....	.XXX.....	.XXX.....	.XXX.....	.XXX.....	.XXX.....			

NONE

SCHEDULE P - PART 3E - COMMERCIAL MULTIPLE PERIL

1. Prior.....	.000.....											
2. 2009.....												
3. 2010.....	.XXX.....											
4. 2011.....	.XXX.....	.XXX.....										
5. 2012.....	.XXX.....	.XXX.....	.XXX.....									
6. 2013.....	.XXX.....	.XXX.....	.XXX.....	.XXX.....								
7. 2014.....	.XXX.....	.XXX.....	.XXX.....	.XXX.....	.XXX.....							
8. 2015.....	.XXX.....	.XXX.....	.XXX.....	.XXX.....	.XXX.....	.XXX.....						4
9. 2016.....	.XXX.....	.XXX.....	.XXX.....	.XXX.....	.XXX.....	.XXX.....	.XXX.....					8
10. 2017.....	.XXX.....	.XXX.....	.XXX.....	.XXX.....	.XXX.....	.XXX.....	.XXX.....	.XXX.....				2
11. 2018.....	.XXX.....	.XXX.....	.XXX.....	.XXX.....	.XXX.....	.XXX.....	.XXX.....	.XXX.....	.XXX.....			87

SCHEDULE P - PART 3F - SECTION 1 - MEDICAL PROFESSIONAL LIABILITY - OCCURRENCE

Years in Which Losses Were Incurred	Cumulative Paid Net Losses and Defense and Cost Containment Expenses Reported at Year End (\$000 omitted)										11	12
	1	2	3	4	5	6	7	8	9	10	Number of Claims Closed With Loss Payment	Number of Claims Closed Without Loss Payment
	2009	2010	2011	2012	2013	2014	2015	2016	2017	2018		
1. Prior.....	.000.....											
2. 2009.....												
3. 2010.....	.XXX.....											
4. 2011.....	.XXX.....	.XXX.....										
5. 2012.....	.XXX.....	.XXX.....	.XXX.....									
6. 2013.....	.XXX.....	.XXX.....	.XXX.....	.XXX.....								
7. 2014.....	.XXX.....	.XXX.....	.XXX.....	.XXX.....	.XXX.....							
8. 2015.....	.XXX.....	.XXX.....	.XXX.....	.XXX.....	.XXX.....	.XXX.....						
9. 2016.....	.XXX.....	.XXX.....	.XXX.....	.XXX.....	.XXX.....	.XXX.....	.XXX.....					
10. 2017.....	.XXX.....	.XXX.....	.XXX.....	.XXX.....	.XXX.....	.XXX.....	.XXX.....	.XXX.....	.XXX.....			
11. 2018.....	.XXX.....	.XXX.....	.XXX.....	.XXX.....	.XXX.....	.XXX.....	.XXX.....	.XXX.....	.XXX.....	.XXX.....		

NONE

SCHEDULE P - PART 3F - SECTION 2 - MEDICAL PROFESSIONAL LIABILITY - CLAIMS-MADE

1	2	3	4	5	6	7	8	9	10	11	12
1. Prior.....	.000.....										
2. 2009.....											
3. 2010.....	.XXX.....										
4. 2011.....	.XXX.....	.XXX.....									
5. 2012.....	.XXX.....	.XXX.....	.XXX.....								
6. 2013.....	.XXX.....	.XXX.....	.XXX.....	.XXX.....							
7. 2014.....	.XXX.....	.XXX.....	.XXX.....	.XXX.....	.XXX.....						
8. 2015.....	.XXX.....	.XXX.....	.XXX.....	.XXX.....	.XXX.....	.XXX.....					
9. 2016.....	.XXX.....	.XXX.....	.XXX.....	.XXX.....	.XXX.....	.XXX.....	.XXX.....				
10. 2017.....	.XXX.....	.XXX.....	.XXX.....	.XXX.....	.XXX.....	.XXX.....	.XXX.....	.XXX.....	.XXX.....		
11. 2018.....	.XXX.....	.XXX.....	.XXX.....	.XXX.....	.XXX.....	.XXX.....	.XXX.....	.XXX.....	.XXX.....	.XXX.....	

NONE

SCHEDULE P - PART 3G - SPECIAL LIABILITY (OCEAN MARINE, AIRCRAFT (ALL PERILS), BOILER AND MACHINERY)

1	2	3	4	5	6	7	8	9	10	11	12
1. Prior.....	.000.....										
2. 2009.....											
3. 2010.....	.XXX.....										
4. 2011.....	.XXX.....	.XXX.....									
5. 2012.....	.XXX.....	.XXX.....	.XXX.....								
6. 2013.....	.XXX.....	.XXX.....	.XXX.....	.XXX.....							
7. 2014.....	.XXX.....	.XXX.....	.XXX.....	.XXX.....	.XXX.....						
8. 2015.....	.XXX.....	.XXX.....	.XXX.....	.XXX.....	.XXX.....	.XXX.....					
9. 2016.....	.XXX.....	.XXX.....	.XXX.....	.XXX.....	.XXX.....	.XXX.....	.XXX.....				
10. 2017.....	.XXX.....	.XXX.....	.XXX.....	.XXX.....	.XXX.....	.XXX.....	.XXX.....	.XXX.....	.XXX.....		
11. 2018.....	.XXX.....	.XXX.....	.XXX.....	.XXX.....	.XXX.....	.XXX.....	.XXX.....	.XXX.....	.XXX.....	.XXX.....	.XXX.....

NONE

SCHEDULE P - PART 3H - SECTION 1 - OTHER LIABILITY - OCCURRENCE

1	2	3	4	5	6	7	8	9	10	11	12
1. Prior.....	.000.....										
2. 2009.....											
3. 2010.....	.XXX.....										
4. 2011.....	.XXX.....	.XXX.....									
5. 2012.....	.XXX.....	.XXX.....	.XXX.....								
6. 2013.....	.XXX.....	.XXX.....	.XXX.....	.XXX.....							
7. 2014.....	.XXX.....	.XXX.....	.XXX.....	.XXX.....	.XXX.....						
8. 2015.....	.XXX.....	.XXX.....	.XXX.....	.XXX.....	.XXX.....	.XXX.....					
9. 2016.....	.XXX.....	.XXX.....	.XXX.....	.XXX.....	.XXX.....	.XXX.....	.XXX.....				
10. 2017.....	.XXX.....	.XXX.....	.XXX.....	.XXX.....	.XXX.....	.XXX.....	.XXX.....	.XXX.....	.XXX.....		
11. 2018.....	.XXX.....	.XXX.....	.XXX.....	.XXX.....	.XXX.....	.XXX.....	.XXX.....	.XXX.....	.XXX.....	.XXX.....	.XXX.....

SCHEDULE P - PART 3H - SECTION 2 - OTHER LIABILITY - CLAIMS-MADE

1	2	3	4	5	6	7	8	9	10	11	12
1. Prior.....	.000.....										
2. 2009.....											
3. 2010.....	.XXX.....										
4. 2011.....	.XXX.....	.XXX.....									
5. 2012.....	.XXX.....	.XXX.....	.XXX.....								
6. 2013.....	.XXX.....	.XXX.....	.XXX.....	.XXX.....							
7. 2014.....	.XXX.....	.XXX.....	.XXX.....	.XXX.....	.XXX.....						
8. 2015.....	.XXX.....	.XXX.....	.XXX.....	.XXX.....	.XXX.....	.XXX.....					
9. 2016.....	.XXX.....	.XXX.....	.XXX.....	.XXX.....	.XXX.....	.XXX.....	.XXX.....				
10. 2017.....	.XXX.....	.XXX.....	.XXX.....	.XXX.....	.XXX.....	.XXX.....	.XXX.....	.XXX.....	.XXX.....		
11. 2018.....	.XXX.....	.XXX.....	.XXX.....	.XXX.....	.XXX.....	.XXX.....	.XXX.....	.XXX.....	.XXX.....	.XXX.....	.XXX.....

NONE

SCHEDULE P - PART 3I - SPECIAL PROPERTY (FIRE, ALLIED LINES, INLAND MARINE, EARTHQUAKE, BURGLARY AND THEFT)

Years in Which Losses Were Incurred	Cumulative Paid Net Losses and Defense and Containment Expenses Reported at Year End (\$000 omitted)										11 Number of Claims Closed With Loss Payment	12 Number of Claims Closed Without Loss Payment
	1 2009	2 2010	3 2011	4 2012	5 2013	6 2014	7 2015	8 2016	9 2017	10 2018		
1. Prior.....	XXX	XXX	XXX	XXX	XXX	XXX	XXX	000			XXX	XXX
2. 2017.....	XXX	XXX	XXX	XXX	XXX	XXX	XXX	XXX			XXX	XXX
3. 2018.....	XXX	XXX	XXX	XXX	XXX	XXX	XXX	XXX	XXX		XXX	XXX

SCHEDULE P - PART 3J - AUTO PHYSICAL DAMAGE

1. Prior.....	XXX	XXX	XXX	XXX	XXX	XXX	XXX	000			243,356	49,209
2. 2017.....	XXX	XXX	XXX	XXX	XXX	XXX	XXX	XXX			49,019	9,355
3. 2018.....	XXX	XXX	XXX	XXX	XXX	XXX	XXX	XXX	XXX		48,251	8,751

SCHEDULE P - PART 3K - FIDELITY/SURETY

1. Prior.....	XXX	XXX	XXX	XXX	XXX	XXX	XXX	000			XXX	XXX
2. 2017.....	XXX	XXX	XXX	XXX	XXX	XXX	XXX	XXX			XXX	XXX
3. 2018.....	XXX	XXX	XXX	XXX	XXX	XXX	XXX	XXX	XXX		XXX	XXX

SCHEDULE P - PART 3L - OTHER (INCLUDING CREDIT, ACCIDENT AND HEALTH)

1. Prior.....	XXX	XXX	XXX	XXX	XXX	XXX	XXX	000			XXX	XXX
2. 2017.....	XXX	XXX	XXX	XXX	XXX	XXX	XXX	XXX			XXX	XXX
3. 2018.....	XXX	XXX	XXX	XXX	XXX	XXX	XXX	XXX	XXX		XXX	XXX

SCHEDULE P - PART 3M - INTERNATIONAL

1. Prior.....	000										XXX	XXX
2. 2009.....											XXX	XXX
3. 2010.....	XXX										XXX	XXX
4. 2011.....	XXX	XXX									XXX	XXX
5. 2012.....	XXX	XXX	XXX								XXX	XXX
6. 2013.....	XXX	XXX	XXX	XXX							XXX	XXX
7. 2014.....	XXX	XXX	XXX	XXX	XXX						XXX	XXX
8. 2015.....	XXX	XXX	XXX	XXX	XXX	XXX					XXX	XXX
9. 2016.....	XXX	XXX	XXX	XXX	XXX	XXX	XXX				XXX	XXX
10. 2017.....	XXX	XXX	XXX	XXX	XXX	XXX	XXX	XXX			XXX	XXX
11. 2018.....	XXX	XXX	XXX	XXX	XXX	XXX	XXX	XXX	XXX	XXX	XXX	XXX

Sch. P - Pt. 3N

NONE

Sch. P - Pt. 3O

NONE

Sch. P - Pt. 3P

NONE

Sch. P - Pt. 3R - Sn. 1

NONE

Sch. P - Pt. 3R - Sn. 2

NONE

Sch. P - Pt. 3S

NONE

Sch. P - Pt. 3T

NONE

Sch. P - Pt. 4A

NONE

Sch. P - Pt. 4B

NONE

Sch. P - Pt. 4C

NONE

Sch. P - Pt. 4D

NONE

Sch. P - Pt. 4E

NONE

Sch. P - Pt. 4F - Sn. 1

NONE

Sch. P - Pt. 4F - Sn. 2

NONE

Sch. P - Pt. 4G

NONE

Sch. P - Pt. 4H - Sn. 1

NONE

Sch. P - Pt. 4H - Sn. 2

NONE

**Sch. P - Pt. 4I
NONE**

**Sch. P - Pt. 4J
NONE**

**Sch. P - Pt. 4K
NONE**

**Sch. P - Pt. 4L
NONE**

**Sch. P - Pt. 4M
NONE**

**Sch. P - Pt. 4N
NONE**

**Sch. P - Pt. 4O
NONE**

**Sch. P - Pt. 4P
NONE**

**Sch. P - Pt. 4R - Sn. 1
NONE**

**Sch. P - Pt. 4R - Sn. 2
NONE**

**Sch. P - Pt. 4S
NONE**

**Sch. P - Pt. 4T
NONE**

SCHEDULE P - PART 5A - HOMEOWNERS/FARMOWNERS

SECTION 1

Years in Which Premiums Were Earned and Losses Were Incurred	Cumulative Number of Claims Closed with Loss Payment Direct and Assumed at Year End									
	1 2009	2 2010	3 2011	4 2012	5 2013	6 2014	7 2015	8 2016	9 2017	10 2018
1. Prior.....	331	21	12	4	1		1			
2. 2009.....	2,280	2,599	2,625	2,633	2,634	2,635	2,634	2,634	2,635	2,636
3. 2010.....	XXX	2,126	2,454	2,468	2,470	2,470	2,472	2,472	2,473	2,473
4. 2011.....	XXX	XXX	2,751	3,103	3,117	3,120	3,122	3,122	3,122	3,122
5. 2012.....	XXX	XXX	XXX	3,822	4,236	4,244	4,250	4,253	4,252	4,252
6. 2013.....	XXX	XXX	XXX	XXX	2,686	3,018	3,031	3,034	3,038	3,040
7. 2014.....	XXX	XXX	XXX	XXX	XXX	4,443	4,990	5,016	5,031	5,032
8. 2015.....	XXX	XXX	XXX	XXX	XXX	XXX	3,122	3,570	3,595	3,602
9. 2016.....	XXX	XXX	XXX	XXX	XXX	XXX	XXX	4,017	4,487	4,512
10. 2017.....	XXX	XXX	XXX	XXX	XXX	XXX	XXX	XXX	4,647	5,045
11. 2018.....	XXX	XXX	XXX	XXX	XXX	XXX	XXX	XXX	XXX	3,983

SECTION 2

Years in Which Premiums Were Earned and Losses Were Incurred	Number of Claims Outstanding Direct and Assumed at Year End									
	1 2009	2 2010	3 2011	4 2012	5 2013	6 2014	7 2015	8 2016	9 2017	10 2018
1. Prior.....	35	14	8	3	1	1	1			
2. 2009.....	163	11	1	1						
3. 2010.....	XXX	207	13	6	3	3	1			
4. 2011.....	XXX	XXX	194	19	8	4	1			
5. 2012.....	XXX	XXX	XXX	201	15	1	3			
6. 2013.....	XXX	XXX	XXX	XXX	204	19	8	4	3	1
7. 2014.....	XXX	XXX	XXX	XXX	XXX	320	38	20	10	4
8. 2015.....	XXX	XXX	XXX	XXX	XXX	XXX	266	20	7	4
9. 2016.....	XXX	XXX	XXX	XXX	XXX	XXX	XXX	331	36	18
10. 2017.....	XXX	XXX	XXX	XXX	XXX	XXX	XXX	XXX	250	39
11. 2018.....	XXX	XXX	XXX	XXX	XXX	XXX	XXX	XXX	XXX	266

SECTION 3

Years in Which Premiums Were Earned and Losses Were Incurred	Cumulative Number of Claims Reported Direct and Assumed at Year End									
	1 2009	2 2010	3 2011	4 2012	5 2013	6 2014	7 2015	8 2016	9 2017	10 2018
1. Prior.....	246	20	6		(1)		1			
2. 2009.....	3,218	3,466	3,487	3,495	3,495	3,496	3,496	3,497	3,497	3,498
3. 2010.....	XXX	3,051	3,284	3,298	3,300	3,302	3,303	3,302	3,302	3,302
4. 2011.....	XXX	XXX	3,996	4,311	4,322	4,325	4,324	4,323	4,323	4,323
5. 2012.....	XXX	XXX	XXX	5,162	5,564	5,569	5,578	5,579	5,579	5,579
6. 2013.....	XXX	XXX	XXX	XXX	3,798	4,056	4,071	4,069	4,073	4,073
7. 2014.....	XXX	XXX	XXX	XXX	XXX	6,005	6,424	6,443	6,452	6,458
8. 2015.....	XXX	XXX	XXX	XXX	XXX	XXX	4,526	4,865	4,882	4,892
9. 2016.....	XXX	XXX	XXX	XXX	XXX	XXX	XXX	5,675	6,053	6,071
10. 2017.....	XXX	XXX	XXX	XXX	XXX	XXX	XXX	XXX	6,486	6,826
11. 2018.....	XXX	XXX	XXX	XXX	XXX	XXX	XXX	XXX	XXX	5,820

SCHEDULE P - PART 5B - PRIVATE PASSENGER AUTO LIABILITY/MEDICAL

SECTION 1

Years in Which Premiums Were Earned and Losses Were Incurred	Cumulative Number of Claims Closed with Loss Payment Direct and Assumed at Year End									
	1 2009	2 2010	3 2011	4 2012	5 2013	6 2014	7 2015	8 2016	9 2017	10 2018
1. Prior.....	4,342	861	327	101	37	26	5	4	5	
2. 2009.....	9,704	13,278	13,881	14,058	14,137	14,160	14,167	14,174	14,177	14,177
3. 2010.....	XXX	10,585	14,768	15,528	15,716	15,774	15,793	15,803	15,807	15,808
4. 2011.....	XXX	XXX	11,719	16,089	16,702	16,880	16,965	16,983	16,987	16,989
5. 2012.....	XXX	XXX	XXX	11,875	16,233	16,841	17,027	17,102	17,118	17,126
6. 2013.....	XXX	XXX	XXX	XXX	12,100	16,714	17,467	17,661	17,741	17,757
7. 2014.....	XXX	XXX	XXX	XXX	XXX	12,150	16,470	17,151	17,393	17,456
8. 2015.....	XXX	XXX	XXX	XXX	XXX	XXX	12,269	16,519	17,194	17,420
9. 2016.....	XXX	XXX	XXX	XXX	XXX	XXX	XXX	12,627	17,320	18,133
10. 2017.....	XXX	XXX	XXX	XXX	XXX	XXX	XXX	XXX	11,595	16,227
11. 2018.....	XXX	XXX	XXX	XXX	XXX	XXX	XXX	XXX	XXX	10,908

SECTION 2

Years in Which Premiums Were Earned and Losses Were Incurred	Number of Claims Outstanding Direct and Assumed at Year End									
	1 2009	2 2010	3 2011	4 2012	5 2013	6 2014	7 2015	8 2016	9 2017	10 2018
1. Prior.....	1,481	634	310	193	156	130	125	4	115	18
2. 2009.....	4,478	876	331	127	47	21	16		6	3
3. 2010.....	XXX	5,264	962	308	132	51	31		12	5
4. 2011.....	XXX	XXX	5,352	892	309	130	39	2	10	4
5. 2012.....	XXX	XXX	XXX	5,081	815	309	133	7	22	10
6. 2013.....	XXX	XXX	XXX	XXX	5,286	923	326	34	46	22
7. 2014.....	XXX	XXX	XXX	XXX	XXX	4,941	889	149	128	46
8. 2015.....	XXX	XXX	XXX	XXX	XXX	XXX	4,768	1,438	378	145
9. 2016.....	XXX	XXX	XXX	XXX	XXX	XXX	XXX	24,568	972	339
10. 2017.....	XXX	XXX	XXX	XXX	XXX	XXX	XXX	XXX	5,170	874
11. 2018.....	XXX	XXX	XXX	XXX	XXX	XXX	XXX	XXX	XXX	4,978

SECTION 3

Years in Which Premiums Were Earned and Losses Were Incurred	Cumulative Number of Claims Reported Direct and Assumed at Year End									
	1 2009	2 2010	3 2011	4 2012	5 2013	6 2014	7 2015	8 2016	9 2017	10 2018
1. Prior.....	1,392	160	36	16	2	5		(13)	7	
2. 2009.....	18,262	19,413	19,521	19,538	19,543	19,545	19,547	19,538	19,547	19,544
3. 2010.....	XXX	20,884	22,289	22,442	22,475	22,478	22,479	22,462	22,480	22,475
4. 2011.....	XXX	XXX	23,103	24,439	24,565	24,591	24,594	24,579	24,596	24,594
5. 2012.....	XXX	XXX	XXX	22,933	24,398	24,528	24,553	24,517	24,560	24,559
6. 2013.....	XXX	XXX	XXX	XXX	24,070	25,586	25,756	25,684	25,804	25,799
7. 2014.....	XXX	XXX	XXX	XXX	XXX	23,782	25,291	25,219	25,471	25,474
8. 2015.....	XXX	XXX	XXX	XXX	XXX	XXX	23,828	25,792	25,418	25,452
9. 2016.....	XXX	XXX	XXX	XXX	XXX	XXX	XXX	43,952	26,400	26,581
10. 2017.....	XXX	XXX	XXX	XXX	XXX	XXX	XXX	XXX	22,252	24,132
11. 2018.....	XXX	XXX	XXX	XXX	XXX	XXX	XXX	XXX	XXX	21,227

SCHEDULE P - PART 5C - COMMERCIAL AUTO/TRUCK LIABILITY/MEDICAL

SECTION 1

Years in Which Premiums Were Earned and Losses Were Incurred	Cumulative Number of Claims Closed with Loss Payment Direct and Assumed at Year End									
	1 2009	2 2010	3 2011	4 2012	5 2013	6 2014	7 2015	8 2016	9 2017	10 2018
1. Prior.....										
2. 2009.....										
3. 2010.....	XXX									
4. 2011.....	XXX	XXX								
5. 2012.....	XXX	XXX	XXX							
6. 2013.....	XXX	XXX	XXX	XXX						
7. 2014.....	XXX	XXX	XXX	XXX	XXX					
8. 2015.....	XXX	XXX	XXX	XXX	XXX	XXX				
9. 2016.....	XXX	XXX	XXX	XXX	XXX	XXX	XXX			
10. 2017.....	XXX	XXX	XXX	XXX	XXX	XXX	XXX	XXX	1	2
11. 2018.....	XXX	XXX	XXX	XXX	XXX	XXX	XXX	XXX	XXX	3

SECTION 2

Years in Which Premiums Were Earned and Losses Were Incurred	Number of Claims Outstanding Direct and Assumed at Year End									
	1 2009	2 2010	3 2011	4 2012	5 2013	6 2014	7 2015	8 2016	9 2017	10 2018
1. Prior.....										
2. 2009.....										
3. 2010.....	XXX									
4. 2011.....	XXX	XXX								
5. 2012.....	XXX	XXX	XXX							
6. 2013.....	XXX	XXX	XXX	XXX						
7. 2014.....	XXX	XXX	XXX	XXX	XXX					
8. 2015.....	XXX	XXX	XXX	XXX	XXX	XXX				
9. 2016.....	XXX	XXX	XXX	XXX	XXX	XXX	XXX		1	
10. 2017.....	XXX	XXX	XXX	XXX	XXX	XXX	XXX	XXX	.76	.36
11. 2018.....	XXX	XXX	XXX	XXX	XXX	XXX	XXX	XXX	XXX	443

SECTION 3

Years in Which Premiums Were Earned and Losses Were Incurred	Cumulative Number of Claims Reported Direct and Assumed at Year End									
	1 2009	2 2010	3 2011	4 2012	5 2013	6 2014	7 2015	8 2016	9 2017	10 2018
1. Prior.....										
2. 2009.....										
3. 2010.....	XXX									
4. 2011.....	XXX	XXX								
5. 2012.....	XXX	XXX	XXX							
6. 2013.....	XXX	XXX	XXX	XXX						
7. 2014.....	XXX	XXX	XXX	XXX	XXX					
8. 2015.....	XXX	XXX	XXX	XXX	XXX	XXX				
9. 2016.....	XXX	XXX	XXX	XXX	XXX	XXX	XXX		1	1
10. 2017.....	XXX	XXX	XXX	XXX	XXX	XXX	XXX	XXX	129	389
11. 2018.....	XXX	XXX	XXX	XXX	XXX	XXX	XXX	XXX	XXX	1,622

**SCHEDULE P - PART 5D - WORKERS' COMPENSATION
(EXCLUDING EXCESS WORKERS' COMPENSATION)**

SECTION 1

Years in Which Premiums Were Earned and Losses Were Incurred	Cumulative Number of Claims Closed with Loss Payment Direct and Assumed at Year End									
	1 2009	2 2010	3 2011	4 2012	5 2013	6 2014	7 2015	8 2016	9 2017	10 2018
1. Prior.....										
2. 2009.....										
3. 2010.....	XXX									
4. 2011.....	XXX	XXX								
5. 2012.....	XXX	XXX	XXX							
6. 2013.....	XXX	XXX	XXX	XXX						
7. 2014.....	XXX	XXX	XXX	XXX	XXX					
8. 2015.....	XXX	XXX	XXX	XXX	XXX	XXX				
9. 2016.....	XXX	XXX	XXX	XXX	XXX	XXX	XXX			
10. 2017.....	XXX	XXX	XXX	XXX	XXX	XXX	XXX	XXX		
11. 2018.....	XXX	XXX	XXX	XXX	XXX	XXX	XXX	XXX	XXX	

SECTION 2

Years in Which Premiums Were Earned and Losses Were Incurred	Number of Claims Outstanding Direct and Assumed at Year End									
	1 2009	2 2010	3 2011	4 2012	5 2013	6 2014	7 2015	8 2016	9 2017	10 2018
1. Prior.....										
2. 2009.....										
3. 2010.....	XXX									
4. 2011.....	XXX	XXX								
5. 2012.....	XXX	XXX	XXX							
6. 2013.....	XXX	XXX	XXX	XXX						
7. 2014.....	XXX	XXX	XXX	XXX	XXX					
8. 2015.....	XXX	XXX	XXX	XXX	XXX	XXX				
9. 2016.....	XXX	XXX	XXX	XXX	XXX	XXX	XXX			
10. 2017.....	XXX	XXX	XXX	XXX	XXX	XXX	XXX	XXX		
11. 2018.....	XXX	XXX	XXX	XXX	XXX	XXX	XXX	XXX	XXX	

SECTION 3

Years in Which Premiums Were Earned and Losses Were Incurred	Cumulative Number of Claims Reported Direct and Assumed at Year End									
	1 2009	2 2010	3 2011	4 2012	5 2013	6 2014	7 2015	8 2016	9 2017	10 2018
1. Prior.....										
2. 2009.....										
3. 2010.....	XXX									
4. 2011.....	XXX	XXX								
5. 2012.....	XXX	XXX	XXX							
6. 2013.....	XXX	XXX	XXX	XXX						
7. 2014.....	XXX	XXX	XXX	XXX	XXX					
8. 2015.....	XXX	XXX	XXX	XXX	XXX	XXX				
9. 2016.....	XXX	XXX	XXX	XXX	XXX	XXX	XXX			
10. 2017.....	XXX	XXX	XXX	XXX	XXX	XXX	XXX	XXX		
11. 2018.....	XXX	XXX	XXX	XXX	XXX	XXX	XXX	XXX	XXX	

SCHEDULE P - PART 5E - COMMERCIAL MULTIPLE PERIL

SECTION 1

Years in Which Premiums Were Earned and Losses Were Incurred	Cumulative Number of Claims Closed with Loss Payment Direct and Assumed at Year End									
	1 2009	2 2010	3 2011	4 2012	5 2013	6 2014	7 2015	8 2016	9 2017	10 2018
1. Prior.....										
2. 2009.....										
3. 2010.....	XXX									
4. 2011.....	XXX	XXX								
5. 2012.....	XXX	XXX	XXX							
6. 2013.....	XXX	XXX	XXX	XXX						
7. 2014.....	XXX	XXX	XXX	XXX	XXX					
8. 2015.....	XXX	XXX	XXX	XXX	XXX	XXX		2	2	4
9. 2016.....	XXX	XXX	XXX	XXX	XXX	XXX	XXX	4	4	8
10. 2017.....	XXX	XXX	XXX	XXX	XXX	XXX	XXX	XXX	1	2
11. 2018.....	XXX	XXX	XXX	XXX	XXX	XXX	XXX	XXX	XXX	

SECTION 2

Years in Which Premiums Were Earned and Losses Were Incurred	Number of Claims Outstanding Direct and Assumed at Year End									
	1 2009	2 2010	3 2011	4 2012	5 2013	6 2014	7 2015	8 2016	9 2017	10 2018
1. Prior.....										
2. 2009.....										
3. 2010.....	XXX									
4. 2011.....	XXX	XXX								
5. 2012.....	XXX	XXX	XXX							
6. 2013.....	XXX	XXX	XXX	XXX						
7. 2014.....	XXX	XXX	XXX	XXX	XXX					
8. 2015.....	XXX	XXX	XXX	XXX	XXX	XXX	4	3	4	2
9. 2016.....	XXX	XXX	XXX	XXX	XXX	XXX	XXX	12	3	3
10. 2017.....	XXX	XXX	XXX	XXX	XXX	XXX	XXX	XXX	34	10
11. 2018.....	XXX	XXX	XXX	XXX	XXX	XXX	XXX	XXX	XXX	49

SECTION 3

Years in Which Premiums Were Earned and Losses Were Incurred	Cumulative Number of Claims Reported Direct and Assumed at Year End									
	1 2009	2 2010	3 2011	4 2012	5 2013	6 2014	7 2015	8 2016	9 2017	10 2018
1. Prior.....										
2. 2009.....										
3. 2010.....	XXX									
4. 2011.....	XXX	XXX								
5. 2012.....	XXX	XXX	XXX							
6. 2013.....	XXX	XXX	XXX	XXX						
7. 2014.....	XXX	XXX	XXX	XXX	XXX					
8. 2015.....	XXX	XXX	XXX	XXX	XXX	XXX	4	7	8	18
9. 2016.....	XXX	XXX	XXX	XXX	XXX	XXX	XXX	27	31	69
10. 2017.....	XXX	XXX	XXX	XXX	XXX	XXX	XXX	XXX	71	163
11. 2018.....	XXX	XXX	XXX	XXX	XXX	XXX	XXX	XXX	XXX	136

Sch. P - Pt. 5F - Sn. 1A
NONE

Sch. P - Pt. 5F - Sn. 2A
NONE

Sch. P - Pt. 5F - Sn. 3A
NONE

Sch. P - Pt. 5F - Sn. 1B
NONE

Sch. P - Pt. 5F - Sn. 2B
NONE

Sch. P - Pt. 5F - Sn. 3B
NONE

SCHEDULE P - PART 5H - OTHER LIABILITY - OCCURRENCE

SECTION 1A

Years in Which Premiums Were Earned and Losses Were Incurred	Cumulative Number of Claims Closed with Loss Payment Direct and Assumed at Year End									
	1 2009	2 2010	3 2011	4 2012	5 2013	6 2014	7 2015	8 2016	9 2017	10 2018
1. Prior.....	1		1							
2. 2009.....										
3. 2010.....	XXX	1	1	2	2	3	3	3	3	3
4. 2011.....	XXX	XXX								
5. 2012.....	XXX	XXX	XXX							
6. 2013.....	XXX	XXX	XXX	XXX				1	1	1
7. 2014.....	XXX	XXX	XXX	XXX	XXX				1	1
8. 2015.....	XXX	XXX	XXX	XXX	XXX	XXX			1	1
9. 2016.....	XXX	XXX	XXX	XXX	XXX	XXX	XXX		2	5
10. 2017.....	XXX	XXX	XXX	XXX	XXX	XXX	XXX	XXX		
11. 2018.....	XXX	XXX	XXX	XXX	XXX	XXX	XXX	XXX	XXX	

SECTION 2A

Years in Which Premiums Were Earned and Losses Were Incurred	Number of Claims Outstanding Direct and Assumed at Year End									
	1 2009	2 2010	3 2011	4 2012	5 2013	6 2014	7 2015	8 2016	9 2017	10 2018
1. Prior.....		1								
2. 2009.....	1									
3. 2010.....	XXX	1		1	1					
4. 2011.....	XXX	XXX	1							
5. 2012.....	XXX	XXX	XXX			1	1			
6. 2013.....	XXX	XXX	XXX	XXX		1				
7. 2014.....	XXX	XXX	XXX	XXX	XXX		2	1	1	
8. 2015.....	XXX	XXX	XXX	XXX	XXX	XXX	1		1	
9. 2016.....	XXX	XXX	XXX	XXX	XXX	XXX	XXX	3	3	1
10. 2017.....	XXX	XXX	XXX	XXX	XXX	XXX	XXX	XXX	1	1
11. 2018.....	XXX	XXX	XXX	XXX	XXX	XXX	XXX	XXX	XXX	3

SECTION 3A

Years in Which Premiums Were Earned and Losses Were Incurred	Cumulative Number of Claims Reported Direct and Assumed at Year End									
	1 2009	2 2010	3 2011	4 2012	5 2013	6 2014	7 2015	8 2016	9 2017	10 2018
1. Prior.....	1	1			1					
2. 2009.....	1	1	1	1	2	2	2	2	2	2
3. 2010.....	XXX	2	1	3	3	2	2	3	3	3
4. 2011.....	XXX	XXX	1							
5. 2012.....	XXX	XXX	XXX			1	2	2	2	2
6. 2013.....	XXX	XXX	XXX	XXX		1	2	5	5	5
7. 2014.....	XXX	XXX	XXX	XXX	XXX		2	1	3	2
8. 2015.....	XXX	XXX	XXX	XXX	XXX	XXX	1		2	1
9. 2016.....	XXX	XXX	XXX	XXX	XXX	XXX	XXX	3	5	6
10. 2017.....	XXX	XXX	XXX	XXX	XXX	XXX	XXX	XXX	1	1
11. 2018.....	XXX	XXX	XXX	XXX	XXX	XXX	XXX	XXX	XXX	3

**Sch. P - Pt. 5H - Sn. 1B
NONE**

**Sch. P - Pt. 5H - Sn. 2B
NONE**

**Sch. P - Pt. 5H - Sn. 3B
NONE**

**Sch. P - Pt. 5R - Sn. 1A
NONE**

**Sch. P - Pt. 5R - Sn. 2A
NONE**

**Sch. P - Pt. 5R - Sn. 3A
NONE**

**Sch. P - Pt. 5R - Sn. 1B
NONE**

**Sch. P - Pt. 5R - Sn. 2B
NONE**

**Sch. P - Pt. 5R - Sn. 3B
NONE**

**Sch. P - Pt. 5T - Sn. 1
NONE**

**Sch. P - Pt. 5T - Sn. 2
NONE**

**Sch. P - Pt. 5T - Sn. 3
NONE**

SCHEDULE P - PART 6C - COMMERCIAL AUTO/TRUCK LIABILITY/MEDICAL

SECTION 1

Years in Which Premiums Were Earned and Losses Were Incurred	Cumulative Premiums Earned Direct and Assumed at Year End (\$000 omitted)										11 Current Year Premiums Earned
	1 2009	2 2010	3 2011	4 2012	5 2013	6 2014	7 2015	8 2016	9 2017	10 2018	
1. Prior.....											0
2. 2009.....											0
3. 2010.....	XXX										0
4. 2011.....	XXX	XXX									0
5. 2012.....	XXX	XXX	XXX								0
6. 2013.....	XXX	XXX	XXX	XXX							0
7. 2014.....	XXX	XXX	XXX	XXX	XXX						0
8. 2015.....	XXX	XXX	XXX	XXX	XXX	XXX					0
9. 2016.....	XXX	XXX	XXX	XXX	XXX	XXX	XXX		207		207
10. 2017.....	XXX	XXX	XXX	XXX	XXX	XXX	XXX	XXX	988	2,583	1,595
11. 2018.....	XXX	XXX	XXX	XXX	XXX	XXX	XXX	XXX	XXX	4,343	4,343
12. Total.....	XXX	XXX	XXX	XXX	XXX	XXX	XXX	XXX	XXX	XXX	5,938
13. Earned Prems.(P-Pt 1)									1,195	5,938	XXX

SECTION 2

Years in Which Premiums Were Earned and Losses Were Incurred	Cumulative Premiums Earned Ceded at Year End (\$000 omitted)										11 Current Year Premiums Earned
	1 2009	2 2010	3 2011	4 2012	5 2013	6 2014	7 2015	8 2016	9 2017	10 2018	
1. Prior.....											0
2. 2009.....											0
3. 2010.....	XXX										0
4. 2011.....	XXX	XXX									0
5. 2012.....	XXX	XXX	XXX								0
6. 2013.....	XXX	XXX	XXX	XXX							0
7. 2014.....	XXX	XXX	XXX	XXX	XXX						0
8. 2015.....	XXX	XXX	XXX	XXX	XXX	XXX					0
9. 2016.....	XXX	XXX	XXX	XXX	XXX	XXX	XXX		207		207
10. 2017.....	XXX	XXX	XXX	XXX	XXX	XXX	XXX	XXX	988	2,583	1,595
11. 2018.....	XXX	XXX	XXX	XXX	XXX	XXX	XXX	XXX	XXX	4,343	4,343
12. Total.....	XXX	XXX	XXX	XXX	XXX	XXX	XXX	XXX	XXX	XXX	5,938
13. Earned Prems.(P-Pt 1)									1,195	5,938	XXX

**SCHEDULE P - PART 6D - WORKERS' COMPENSATION
(EXCLUDING EXCESS WORKERS' COMPENSATION)**

SECTION 1

Years in Which Premiums Were Earned and Losses Were Incurred	Cumulative Premiums Earned Direct and Assumed at Year End (\$000 omitted)										11 Current Year Premiums Earned
	1 2009	2 2010	3 2011	4 2012	5 2013	6 2014	7 2015	8 2016	9 2017	10 2018	
1. Prior.....											0
2. 2009.....											0
3. 2010.....	XXX										0
4. 2011.....	XXX	XXX									0
5. 2012.....	XXX	XXX	XXX								0
6. 2013.....	XXX	XXX	XXX	XXX							0
7. 2014.....	XXX	XXX	XXX	XXX	XXX						0
8. 2015.....	XXX	XXX	XXX	XXX	XXX	XXX					0
9. 2016.....	XXX	XXX	XXX	XXX	XXX	XXX	XXX				0
10. 2017.....	XXX	XXX	XXX	XXX	XXX	XXX	XXX	XXX			0
11. 2018.....	XXX	XXX	XXX	XXX	XXX	XXX	XXX	XXX	XXX		0
12. Total.....	XXX	XXX	XXX	XXX	XXX	XXX	XXX	XXX	XXX	XXX	0
13. Earned Prems.(P-Pt 1)											XXX

SECTION 2

Years in Which Premiums Were Earned and Losses Were Incurred	Cumulative Premiums Earned Ceded at Year End (\$000 omitted)										11 Current Year Premiums Earned
	1 2009	2 2010	3 2011	4 2012	5 2013	6 2014	7 2015	8 2016	9 2017	10 2018	
1. Prior.....											0
2. 2009.....											0
3. 2010.....	XXX										0
4. 2011.....	XXX	XXX									0
5. 2012.....	XXX	XXX	XXX								0
6. 2013.....	XXX	XXX	XXX	XXX							0
7. 2014.....	XXX	XXX	XXX	XXX	XXX						0
8. 2015.....	XXX	XXX	XXX	XXX	XXX	XXX					0
9. 2016.....	XXX	XXX	XXX	XXX	XXX	XXX	XXX				0
10. 2017.....	XXX	XXX	XXX	XXX	XXX	XXX	XXX	XXX			0
11. 2018.....	XXX	XXX	XXX	XXX	XXX	XXX	XXX	XXX	XXX		0
12. Total.....	XXX	XXX	XXX	XXX	XXX	XXX	XXX	XXX	XXX	XXX	0
13. Earned Prems.(P-Pt 1)											XXX

SCHEDULE P - PART 6E - COMMERCIAL MULTIPLE PERIL

SECTION 1

Years in Which Premiums Were Earned and Losses Were Incurred	Cumulative Premiums Earned Direct and Assumed at Year End (\$000 omitted)										11 Current Year Premiums Earned	
	1 2009	2 2010	3 2011	4 2012	5 2013	6 2014	7 2015	8 2016	9 2017	10 2018		
1. Prior.....											.0	
2. 2009.....											.0	
3. 2010.....	XXX										.0	
4. 2011.....	XXX	XXX									.0	
5. 2012.....	XXX	XXX	XXX								.0	
6. 2013.....	XXX	XXX	XXX	XXX							.0	
7. 2014.....	XXX	XXX	XXX	XXX	XXX						.0	
8. 2015.....	XXX	XXX	XXX	XXX	XXX	XXX			207	207	.207	
9. 2016.....	XXX	XXX	XXX	XXX	XXX	XXX	XXX	452	962	961	.(1)	
10. 2017.....	XXX	XXX	XXX	XXX	XXX	XXX	XXX	XXX	1,004	1,951	.947	
11. 2018.....	XXX	XXX	XXX	XXX	XXX	XXX	XXX	XXX	XXX	1,406	.1,406	
12. Total.....	XXX	XXX	XXX	XXX	XXX	XXX	XXX	XXX	XXX	XXX	.2,352	
13. Earned Prems.(P-Pt 1)							142	659	1,514	2,352	.XXX	

SECTION 2

Years in Which Premiums Were Earned and Losses Were Incurred	Cumulative Premiums Earned Ceded at Year End (\$000 omitted)										11 Current Year Premiums Earned	
	1 2009	2 2010	3 2011	4 2012	5 2013	6 2014	7 2015	8 2016	9 2017	10 2018		
1. Prior.....											.0	
2. 2009.....											.0	
3. 2010.....	XXX										.0	
4. 2011.....	XXX	XXX									.0	
5. 2012.....	XXX	XXX	XXX								.0	
6. 2013.....	XXX	XXX	XXX	XXX							.0	
7. 2014.....	XXX	XXX	XXX	XXX	XXX						.0	
8. 2015.....	XXX	XXX	XXX	XXX	XXX	XXX	142	349	349	349	.0	
9. 2016.....	XXX	XXX	XXX	XXX	XXX	XXX	XXX	452	962	961	.(1)	
10. 2017.....	XXX	XXX	XXX	XXX	XXX	XXX	XXX	XXX	1,004	1,951	.947	
11. 2018.....	XXX	XXX	XXX	XXX	XXX	XXX	XXX	XXX	XXX	1,406	.1,406	
12. Total.....	XXX	XXX	XXX	XXX	XXX	XXX	XXX	XXX	XXX	XXX	.2,352	
13. Earned Prems.(P-Pt 1)							142	659	1,514	2,352	.XXX	

SCHEDULE P - PART 6H - OTHER LIABILITY - OCCURRENCE

SECTION 1A

Years in Which Premiums Were Earned and Losses Were Incurred	Cumulative Premiums Earned Direct and Assumed at Year End (\$000 omitted)										11 Current Year Premiums Earned	
	1 2009	2 2010	3 2011	4 2012	5 2013	6 2014	7 2015	8 2016	9 2017	10 2018		
1. Prior.....	.85										.0	
2. 2009.....	103	204	204	204	204	204	204	204	204	204	.204	
3. 2010.....	XXX	142	293	293	293	293	293	292	292	292	.292	
4. 2011.....	XXX	XXX	191	385	385	385	385	385	385	385	.385	
5. 2012.....	XXX	XXX	XXX	226	461	461	461	461	461	461	.461	
6. 2013.....	XXX	XXX	XXX	XXX	284	571	571	571	571	571	.571	
7. 2014.....	XXX	XXX	XXX	XXX	XXX	314	627	627	627	627	.627	
8. 2015.....	XXX	XXX	XXX	XXX	XXX	XXX	322	641	641	641	.641	
9. 2016.....	XXX	XXX	XXX	XXX	XXX	XXX	XXX	346	684	684	.684	
10. 2017.....	XXX	XXX	XXX	XXX	XXX	XXX	XXX	XXX	345	682	.337	
11. 2018.....	XXX	XXX	XXX	XXX	XXX	XXX	XXX	XXX	XXX	343	.343	
12. Total.....	XXX	XXX	XXX	XXX	XXX	XXX	XXX	XXX	XXX	XXX	.680	
13. Earned Prems.(P-Pt 1)	188	244	341	420	519	601	634	663	683	680	.XXX	

SECTION 2A

Years in Which Premiums Were Earned and Losses Were Incurred	Cumulative Premiums Earned Ceded at Year End (\$000 omitted)										11 Current Year Premiums Earned	
	1 2009	2 2010	3 2011	4 2012	5 2013	6 2014	7 2015	8 2016	9 2017	10 2018		
1. Prior.....	.85										.0	
2. 2009.....	103	204	204	204	204	204	204	204	204	204	.204	
3. 2010.....	XXX	142	293	293	293	293	293	292	292	292	.292	
4. 2011.....	XXX	XXX	191	385	385	385	385	385	385	385	.385	
5. 2012.....	XXX	XXX	XXX	226	461	461	461	461	461	461	.461	
6. 2013.....	XXX	XXX	XXX	XXX	284	571	571	571	571	571	.571	
7. 2014.....	XXX	XXX	XXX	XXX	XXX	314	627	627	627	627	.627	
8. 2015.....	XXX	XXX	XXX	XXX	XXX	XXX	322	641	641	641	.641	
9. 2016.....	XXX	XXX	XXX	XXX	XXX	XXX	XXX	346	684	684	.684	
10. 2017.....	XXX	XXX	XXX	XXX	XXX	XXX	XXX	XXX	345	682	.337	
11. 2018.....	XXX	XXX	XXX	XXX	XXX	XXX	XXX	XXX	XXX	343	.343	
12. Total.....	XXX	XXX	XXX	XXX	XXX	XXX	XXX	XXX	XXX	XXX	.680	
13. Earned Prems.(P-Pt 1)	188	244	341	420	519	601	634	663	683	680	.XXX	

Sch. P - Pt. 6H - Sn. 1B

NONE

Sch. P - Pt. 6H - Sn. 2B

NONE

Sch. P - Pt. 6M - Sn. 1

NONE

Sch. P - Pt. 6M - Sn. 2

NONE

Sch. P - Pt. 6N - Sn. 1

NONE

Sch. P - Pt. 6N - Sn. 2

NONE

Sch. P - Pt. 6O - Sn. 1

NONE

Sch. P - Pt. 6O - Sn. 2

NONE

Sch. P - Pt. 6R - Sn. 1A

NONE

Sch. P - Pt. 6R - Sn. 2A

NONE

Sch. P - Pt. 6R - Sn. 1B

NONE

Sch. P - Pt. 6R - Sn. 2B

NONE

Sch. P - Pt. 7A - Sn. 1

NONE

Sch. P - Pt. 7A - Sn. 2

NONE

Sch. P - Pt. 7A - Sn. 3

NONE

Sch. P - Pt. 7A - Sn. 4

NONE

Sch. P - Pt. 7A - Sn. 5

NONE

Sch. P - Pt. 7B - Sn. 1

NONE

Sch. P - Pt. 7B - Sn. 2

NONE

Sch. P - Pt. 7B - Sn. 3

NONE

SCHEDULE P - PART 7B - REINSURANCE LOSS SENSITIVE CONTRACTS (continued)

SECTION 4

Years in Which Policies Were Issued	Net Earned Premiums Reported At Year End (\$000 Omitted)									
	1 2009	2 2010	3 2011	4 2012	5 2013	6 2014	7 2015	8 2016	9 2017	10 2018
1. Prior.....										
2. 2009.....										
3. 2010.....	.XXX									
4. 2011.....	.XXX	.XXX								
5. 2012.....	.XXX	.XXX	.XXX							
6. 2013.....	.XXX	.XXX	.XXX	.XXX						
7. 2014.....	.XXX	.XXX	.XXX	.XXX	.XXX					
8. 2015.....	.XXX	.XXX	.XXX	.XXX	.XXX	.XXX				
9. 2016.....	.XXX	.XXX	.XXX	.XXX	.XXX	.XXX	.XXX			
10. 2017.....	.XXX	.XXX	.XXX	.XXX	.XXX	.XXX	.XXX	.XXX		
11. 2018.....	.XXX	.XXX	.XXX	.XXX	.XXX	.XXX	.XXX	.XXX	.XXX	

SECTION 5

Years in Which Policies Were Issued	Net Reserve For Premium Adjustments And Accrued Retrospective Premiums At Year End (\$000 Omitted)									
	1 2009	2 2010	3 2011	4 2012	5 2013	6 2014	7 2015	8 2016	9 2017	10 2018
1. Prior.....										
2. 2009.....										
3. 2010.....	.XXX									
4. 2011.....	.XXX	.XXX								
5. 2012.....	.XXX	.XXX	.XXX							
6. 2013.....	.XXX	.XXX	.XXX	.XXX						
7. 2014.....	.XXX	.XXX	.XXX	.XXX	.XXX					
8. 2015.....	.XXX	.XXX	.XXX	.XXX	.XXX	.XXX				
9. 2016.....	.XXX	.XXX	.XXX	.XXX	.XXX	.XXX	.XXX			
10. 2017.....	.XXX	.XXX	.XXX	.XXX	.XXX	.XXX	.XXX	.XXX		
11. 2018.....	.XXX	.XXX	.XXX	.XXX	.XXX	.XXX	.XXX	.XXX	.XXX	

SECTION 6

Years in Which Policies Were Issued	Incurred Adjustable Commissions Reported At Year End (\$000 Omitted)									
	1 2009	2 2010	3 2011	4 2012	5 2013	6 2014	7 2015	8 2016	9 2017	10 2018
1. Prior.....										
2. 2009.....										
3. 2010.....	.XXX									
4. 2011.....	.XXX	.XXX								
5. 2012.....	.XXX	.XXX	.XXX							
6. 2013.....	.XXX	.XXX	.XXX	.XXX						
7. 2014.....	.XXX	.XXX	.XXX	.XXX	.XXX					
8. 2015.....	.XXX	.XXX	.XXX	.XXX	.XXX	.XXX				
9. 2016.....	.XXX	.XXX	.XXX	.XXX	.XXX	.XXX	.XXX			
10. 2017.....	.XXX	.XXX	.XXX	.XXX	.XXX	.XXX	.XXX	.XXX		
11. 2018.....	.XXX	.XXX	.XXX	.XXX	.XXX	.XXX	.XXX	.XXX	.XXX	

SECTION 7

Years in Which Policies Were Issued	Reserves For Commission Adjustments At Year End (\$000 Omitted)									
	1 2009	2 2010	3 2011	4 2012	5 2013	6 2014	7 2015	8 2016	9 2017	10 2018
1. Prior.....										
2. 2009.....										
3. 2010.....	.XXX									
4. 2011.....	.XXX	.XXX								
5. 2012.....	.XXX	.XXX	.XXX							
6. 2013.....	.XXX	.XXX	.XXX	.XXX						
7. 2014.....	.XXX	.XXX	.XXX	.XXX	.XXX					
8. 2015.....	.XXX	.XXX	.XXX	.XXX	.XXX	.XXX				
9. 2016.....	.XXX	.XXX	.XXX	.XXX	.XXX	.XXX	.XXX			
10. 2017.....	.XXX	.XXX	.XXX	.XXX	.XXX	.XXX	.XXX	.XXX		
11. 2018.....	.XXX	.XXX	.XXX	.XXX	.XXX	.XXX	.XXX	.XXX	.XXX	

SCHEDULE P INTERROGATORIES

1. The following questions relate to yet-to-be-issued Extended Reporting Endorsements (EREs) arising from Death, Disability, or Retirement (DDR) provisions in Medical Professional Liability Claims-Made insurance policies. EREs provided for reasons other than DDR are not be included.
- 1.1 Does the company issue Medical Professional Liability Claims-Made insurance policies that provide tail (also known as an extended reporting endorsement, or "ERE") benefits in the event of Death, Disability, or Retirement (DDR) at a reduced charge or at no additional cost? Yes [] No [X]
 If the answer to question 1.1 is "no", leave the following questions blank. If the answer to question 1.1 is "yes", please answer the following questions.
- 1.2 What is the total amount of the reserve for that provision (DDR reserve), as reported, explicitly or not, elsewhere in this statement (in dollars)?
- 1.3 Does the company report any DDR reserve as Unearned Premium Reserve per SSAP #65? Yes [] No []
- 1.4 Does the company report any DDR reserve as loss or loss adjustment expense reserve? Yes [] No []
- 1.5 If the company reports DDR reserve as Unearned Premium Reserve, does that amount match the figure on the Underwriting and Investment Exhibit, Part 1A - Recapitulation of all Premiums (Page 7) Column 2, Lines 11.1 plus 11.2? Yes [] No [] N/A []
- 1.6 If the company reports DDR reserve as loss or loss adjustment expense reserve, please complete the following table corresponding to where these reserves are reported in Schedule P:

Years in Which Premiums Were Earned and Losses Were Incurred		DDR Reserve Included in Schedule P, Part 1F, Medical Professional Liability Column 24: Total Net Losses and Expenses Unpaid	
		1 Section 1: Occurrence	2 Section 2: Claims-Made
1.601	Prior.....
1.602	2009.....
1.603	2010.....
1.604	2011.....
1.605	2012.....
1.606	2013.....
1.607	2014.....
1.608	2015.....
1.609	2016.....
1.610	2017.....
1.611	2018.....
1.612	Totals.....00

2. The definition of allocated loss adjustment expenses (ALAE) and, therefore, unallocated loss adjustment expenses (ULAE) was changed effective January 1, 1998. This change in definition applies to both paid and unpaid expenses. Are these expenses (now reported as "Defense and Cost Containment" and "Adjusting and Other") reported in compliance with these definitions in this statement? Yes [X] No []

3. The Adjusting and Other expense payments and reserves should be allocated to the years in which the losses were incurred based on the number of claims reported, closed and outstanding in those years. When allocating Adjusting and Other expense between companies in a group or a pool, the Adjusting and Other expense should be allocated in the same percentage used for the loss amounts and the claim counts. For reinsurers, Adjusting and Other expense assumed should be reported according to the reinsurance contract. For Adjusting and Other expense incurred by reinsurers, or in those situations where suitable claim count information is not available, Adjusting and Other expense should be allocated by a reasonable method determined by the company and described in Interrogatory 7, below. Are they so reported in this statement? Yes [X] No []

4. Do any lines in Schedule P include reserves that are reported gross of any discount to present value of future payments, and that are reported net of such discounts on Page 10? Yes [] No [X]

If yes, proper disclosure must be made in the Notes to Financial Statements, as specified in the Instructions. Also, the discounts must be reported in Schedule P - Part 1, Columns 32 and 33.

Schedule P must be completed gross of non-tabular discounting. Work papers relating to discount calculations must be available for examination upon request.

Discounting is allowed only if expressly permitted by the state insurance department to which this Annual Statement is being filed.

5. What were the net premiums in force at the end of the year for: (in thousands of dollars)
- 5.1 Fidelity
- 5.2 Surety

6. Claim count information is reported per claim or per claimant. (Indicate which). PER CLAIM
 If not the same in all years, explain in Interrogatory 7.

- 7.1 The information provided in Schedule P will be used by many persons to estimate the adequacy of the current loss and expense reserves, among other things. Are there any especially significant events, coverage, retention or accounting changes that have occurred that must be considered when making such analyses? Yes [X] No []

- 7.2 An extended statement may be attached.
Effective January 1, 2001, the company entered into a 100% Restated Quota Share Reinsurance Agreement with its parent company. The company cedes to its parent 100% interest in gross net liabilities and its premiums, losses, expenses, payment fees, dividends and direct agents balance.

SCHEDULE T - PART 2

INTERSTATE COMPACT - EXHIBIT OF PREMIUMS WRITTEN

Allocated by States and Territories

States, Etc.	Direct Business Only					Totals
	1 Life (Group and Individual)	2 Annuities (Group and Individual)	3 Disability Income (Group and Individual)	4 Long-Term Care (Group and Individual)	5 Deposit-Type Contracts	
1. Alabama.....AL						.0
2. Alaska.....AK						.0
3. Arizona.....AZ						.0
4. Arkansas.....AR						.0
5. California.....CA						.0
6. Colorado.....CO						.0
7. Connecticut.....CT						.0
8. Delaware.....DE						.0
9. District of Columbia.....DC						.0
10. Florida.....FL						.0
11. Georgia.....GA						.0
12. Hawaii.....HI						.0
13. Idaho.....ID						.0
14. Illinois.....IL						.0
15. Indiana.....IN						.0
16. Iowa.....IA						.0
17. Kansas.....KS						.0
18. Kentucky.....KY						.0
19. Louisiana.....LA						.0
20. Maine.....ME						.0
21. Maryland.....MD						.0
22. Massachusetts.....MA						.0
23. Michigan.....MI						.0
24. Minnesota.....MN						.0
25. Mississippi.....MS						.0
26. Missouri.....MO						.0
27. Montana.....MT						.0
28. Nebraska.....NE						.0
29. Nevada.....NV						.0
30. New Hampshire.....NH						.0
31. New Jersey.....NJ						.0
32. New Mexico.....NM						.0
33. New York.....NY						.0
34. North Carolina.....NC						.0
35. North Dakota.....ND						.0
36. Ohio.....OH						.0
37. Oklahoma.....OK						.0
38. Oregon.....OR						.0
39. Pennsylvania.....PA						.0
40. Rhode Island.....RI						.0
41. South Carolina.....SC						.0
42. South Dakota.....SD						.0
43. Tennessee.....TN						.0
44. Texas.....TX						.0
45. Utah.....UT						.0
46. Vermont.....VT						.0
47. Virginia.....VA						.0
48. Washington.....WA						.0
49. West Virginia.....WV						.0
50. Wisconsin.....WI						.0
51. Wyoming.....WY						.0
52. American Samoa.....AS						.0
53. Guam.....GU						.0
54. Puerto Rico.....PR						.0
55. US Virgin Islands.....VI						.0
56. Northern Mariana Islands.....MP						.0
57. Canada.....CAN						.0
58. Aggregate Other Alien.....OT						.0
59. Totals.....	.0	.0	.0	.0	.0	.0

NONE

SCHEDULE Y

PART 1A - DETAIL OF INSURANCE HOLDING COMPANY SYSTEM

1	2	3	4	5	6	7	8	9	10	11	12	13	14	15	16
Group Code	Group Name	NAIC Company Code	ID Number	Federal RSSD	CIK	Name of Securities Exchange if Publicly Traded (U.S. or International)	Names of Parent, Subsidiaries or Affiliates	Domiciliary Location	Relationship to Reporting Entity	Directly Controlled by (Name of Entity/Person)	Type of Control (Ownership Board, Management, Attorney-in-Fact, Influence, Other)	If Control is Ownership Provide Percentage	Ultimate Controlling Entity(ies)/Person(s)	Is an SCA Filing Required? (Y/N)	*
Members															
0241	MetLife.....	00000..	13-4075851..	2945824	1099219	NYSE, ISE.....	MetLife, Inc.....	DE.....	UIP.....	Board of Directors.....	Board of Directors		Board of Directors.....	Y	
0241	MetLife.....	65978..	13-5581829..	1583845	937834		Metropolitan Life Insurance Company.....	NY.....	IA.....	MetLife, Inc.....	Ownership.....	100.000	MetLife, Inc.....	N	
0241	MetLife.....	00000..	20-2985998..				500 Grant Street GP, LLC.....	DE.....	NIA.....	Metropolitan Life Insurance Company.....	Ownership.....	100.000	MetLife, Inc.....	N	
0241	MetLife.....	00000..					500 Grant Street Associates Limited Partnership	CT.....	NIA.....	Metropolitan Life Insurance Company.....	Ownership.....	99.000	MetLife, Inc.....	N	
0241	MetLife.....	00000..					500 Grant Street Associates Limited Partnership	CT.....	NIA.....	500 Grant Street GP LLC.....	Ownership.....	1.000	MetLife, Inc.....	N	
0241	MetLife.....	00000..	22-3140349..				MetLife Retirement Services LLC.....	NJ.....	NIA.....	Metropolitan Life Insurance Company.....	Ownership.....	100.000	MetLife, Inc.....	N	
0241	MetLife.....	00000..					MLIC CB Holdings LLC.....	DE.....	NIA.....	Metropolitan Life Insurance Company.....	Ownership.....	100.000	MetLife, Inc.....	N	
0241	MetLife.....	00000..					HPZ Assets LLC.....	DE.....	NIA.....	Metropolitan Life Insurance Company.....	Ownership.....	100.000	MetLife, Inc.....	N	
0241	MetLife.....	00000..					Alternative Fuels I, LLC.....	DE.....	NIA.....	Metropolitan Life Insurance Company.....	Ownership.....	100.000	MetLife, Inc.....	N	
0241	MetLife.....	00000..	46-0800386..				CC Holdco Manager, LLC.....	DE.....	NIA.....	Metropolitan Life Insurance Company.....	Ownership.....	100.000	MetLife, Inc.....	N	
0241	MetLife.....	00000..	13-5581829..				MetLife Private Equity Holdings, LLC.....	DE.....	NIA.....	MetLife SP Holdings, LLC.....	Ownership.....	100.000	MetLife, Inc.....	N	
0241	MetLife.....	00000..					Euro CL Investments LLC.....	DE.....	NIA.....	Metropolitan Life Insurance Company.....	Ownership.....	100.000	MetLife, Inc.....	N	
0241	MetLife.....	00000..	13-5581829..				1001 Properties, LLC.....	DE.....	NIA.....	Metropolitan Life Insurance Company.....	Ownership.....	100.000	MetLife, Inc.....	N	
0241	MetLife.....	00000..	26-0291767..				6104 Hollywood, LLC.....	DE.....	NIA.....	Metropolitan Life Insurance Company.....	Ownership.....	100.000	MetLife, Inc.....	N	
0241	MetLife.....	00000..					The Building at 575 Fifth Avenue Mezzanine LLC	DE.....	NIA.....	Metropolitan Life Insurance Company.....	Ownership.....	100.000	MetLife, Inc.....	N	
0241	MetLife.....	00000..					The Building at 575 Fifth Retail Holding LLC.....	DE.....	NIA.....	The Building at 575 Fifth Avenue Mezzanine LLC	Ownership.....	100.000	MetLife, Inc.....	N	
0241	MetLife.....	00000..					The Building at 575 Fifth Retail Owner LLC.....	DE.....	NIA.....	The Building at 575 Fifth Retail Holding LLC.....	Ownership.....	100.000	MetLife, Inc.....	N	
0241	MetLife.....	00000..	20-8254446..				10700 Wilshire, LLC.....	DE.....	NIA.....	Metropolitan Life Insurance Company.....	Ownership.....	100.000	MetLife, Inc.....	N	
0241	MetLife.....	00000..	20-8342977..				Sandpiper Cove Associates II, LLC.....	DE.....	NIA.....	Metropolitan Life Insurance Company.....	Ownership.....	100.000	MetLife, Inc.....	N	
0241	MetLife.....	00000..	47-3741955..				ML Mililani Member, LLC.....	DE.....	NIA.....	Metropolitan Life Insurance Company.....	Ownership.....	95.000	MetLife, Inc.....	N	
0241	MetLife.....	00000..	47-3741955..				ML Mililani Member, LLC.....	DE.....	NIA.....	Metropolitan Tower Life Insurance Company.....	Ownership.....	5.000	MetLife, Inc.....	N	
0241	MetLife.....	00000..	47-5228317..				MCPP Owners, LLC.....	DE.....	NIA.....	Metropolitan Life Insurance Company.....	Ownership.....	87.340	MetLife, Inc.....	N	
0241	MetLife.....	00000..	47-5228317..				MCPP Owners, LLC.....	DE.....	NIA.....	Metropolitan Tower Life Insurance Company.....	Ownership.....	1.810	MetLife, Inc.....	N	
0241	MetLife.....	00000..	47-5228317..				MCPP Owners, LLC.....	DE.....	NIA.....	MTL Leasing, LLC.....	Ownership.....	10.850	MetLife, Inc.....	N	
0241	MetLife.....	00000..	20-3700390..				Viridian Miracle Mile, LLC.....	DE.....	NIA.....	Metropolitan Life Insurance Company.....	Ownership.....	100.000	MetLife, Inc.....	N	
0241	MetLife.....	00000..	98-1107266..				MetLife Canada Solar ULC.....	CAN.....	NIA.....	MetLife Capital, Limited Partnership.....	Ownership.....	100.000	MetLife, Inc.....	N	
0241	MetLife.....	00000..	86-1176467..				MEX DF Properties, LLC.....	DE.....	NIA.....	Metropolitan Life Insurance Company.....	Ownership.....	100.000	MetLife, Inc.....	N	
0241	MetLife.....	00000..					MPLife, S. de. R. L. de C.V.....	MEX.....	NIA.....	MEX DF Properties, LLC.....	Ownership.....	99.990	MetLife, Inc.....	N	
0241	MetLife.....	00000..					MPLife, S. de. R. L. de C.V.....	MEX.....	NIA.....	Euro CL Investments LLC.....	Ownership.....	0.010	MetLife, Inc.....	N	
0241	MetLife.....	00000..	55-0891973..				Corporate Real Estate Holdings, LLC.....	DE.....	NIA.....	Metropolitan Life Insurance Company.....	Ownership.....	100.000	MetLife, Inc.....	N	
0241	MetLife.....	00000..					WFP 1000 Holding Company GP, LLC.....	DE.....	NIA.....	Metropolitan Life Insurance Company.....	Ownership.....	100.000	MetLife, Inc.....	N	
0241	MetLife.....	00000..					MSV Irvine Property, LLC.....	DE.....	NIA.....	Metropolitan Life Insurance Company.....	Ownership.....	96.000	MetLife, Inc.....	N	
0241	MetLife.....	00000..					MSV Irvine Property, LLC.....	DE.....	NIA.....	Metropolitan Tower Realty Company, Inc.....	Ownership.....	4.000	MetLife, Inc.....	N	
0241	MetLife.....	00000..	13-3619870..				23rd Street Investments, Inc.....	DE.....	NIA.....	Metropolitan Life Insurance Company.....	Ownership.....	100.000	MetLife, Inc.....	Y	
0241	MetLife.....	00000..	06-1193029..				MetLife Capital Credit L.P.....	DE.....	NIA.....	Metropolitan Life Insurance Company.....	Ownership.....	99.000	MetLife, Inc.....	N	
0241	MetLife.....	00000..	06-1193029..				MetLife Capital Credit L.P.....	DE.....	NIA.....	23rd Street Investments, Inc.....	Ownership.....	1.000	MetLife, Inc.....	N	
0241	MetLife.....	00000..	91-1273824..				MetLife Capital, Limited Partnership.....	DE.....	NIA.....	Metropolitan Life Insurance Company.....	Ownership.....	99.000	MetLife, Inc.....	N	
0241	MetLife.....	00000..	91-1273824..				MetLife Capital, Limited Partnership.....	DE.....	NIA.....	23rd Street Investments, Inc.....	Ownership.....	1.000	MetLife, Inc.....	N	
0241	MetLife.....	00000..					Long Island Solar Farm, LLC.....	DE.....	NIA.....	MetLife Capital, Limited Partnership.....	Ownership.....	90.390	MetLife, Inc.....	N	

SCHEDULE Y

PART 1A - DETAIL OF INSURANCE HOLDING COMPANY SYSTEM

1	2	3	4	5	6	7	8	9	10	11	12	13	14	15	16
Group Code	Group Name	NAIC Company Code	ID Number	Federal RSSD	CIK	Name of Securities Exchange if Publicly Traded (U.S. or International)	Names of Parent, Subsidiaries or Affiliates	Domiciliary Location	Relationship to Reporting Entity	Directly Controlled by (Name of Entity/Person)	Type of Control (Ownership Board, Management, Attorney-in-Fact, Influence, Other)	If Control is Ownership Provide Percentage	Ultimate Controlling Entity(ies)/Person(s)	Is an SCA Filing Required? (Y/N)	*
0241	MetLife.....	00000..	43-1822723..	4275507			Missouri Reinsurance, Inc.....	CYM.....	IA.....	Metropolitan Life Insurance Company.....	Ownership.....	100.000	MetLife, Inc.....	Y.....	
0241	MetLife.....	00000..	13-3237278..				MetLife Holdings, Inc.....	DE.....	NIA.....	Metropolitan Life Insurance Company.....	Ownership.....	100.000	MetLife, Inc.....	Y.....	
0241	MetLife.....	00000..	13-3237275..				MetLife Credit Corp.....	DE.....	NIA.....	MetLife Holdings, Inc. (DE).....	Ownership.....	100.000	MetLife, Inc.....	N.....	
0241	MetLife.....	00000..	13-3237277..				MetLife Funding, Inc.....	DE.....	NIA.....	MetLife Holdings, Inc. (DE).....	Ownership.....	100.000	MetLife, Inc.....	N.....	
0241	MetLife.....	00000..					85 Broad Street Mezzanine LLC.....	DE.....	NIA.....	Metropolitan Life Insurance Company.....	Ownership.....	100.000	MetLife, Inc.....	N.....	
0241	MetLife.....	00000..	46-5563450..				Buford Logistics Center, LLC.....	DE.....	NIA.....	Metropolitan Life Insurance Company.....	Ownership.....	100.000	MetLife, Inc.....	N.....	
0241	MetLife.....	00000..					MetLife Park Tower Member, LLC.....	DE.....	NIA.....	Metropolitan Life Insurance Company.....	Ownership.....	100.000	MetLife, Inc.....	N.....	
0241	MetLife.....	00000..	47-5505232..				Park Tower REIT, Inc.....	DE.....	NIA.....	MetLife Park Tower Member, LLC.....	Ownership.....	100.000	MetLife, Inc.....	N.....	
0241	MetLife.....	00000..					Park Tower JV Member, LLC.....	DE.....	NIA.....	Park Tower REIT, Inc.....	Ownership.....	100.000	MetLife, Inc.....	N.....	
0241	MetLife.....	00000..	82-1637862..				MetLife Chino Member, LLC.....	DE.....	NIA.....	Metropolitan Life Insurance Company.....	Ownership.....	100.000	MetLife, Inc.....	N.....	
0241	MetLife.....	00000..	13-5581829..				MetLife Boro Station Member, LLC.....	DE.....	NIA.....	Metropolitan Life Insurance Company.....	Ownership.....	100.000	MetLife, Inc.....	N.....	
0241	MetLife.....	00000..	83-2270141..				MMP Owners, LLC.....	DE.....	NIA.....	Metropolitan Life Insurance Company.....	Ownership.....	100.000	MetLife, Inc.....	N.....	
0241	MetLife.....	00000..	13-5581829..				MetLife 8280 Member, LLC.....	DE.....	NIA.....	Metropolitan Life Insurance Company.....	Ownership.....	100.000	MetLife, Inc.....	N.....	
0241	MetLife.....	00000..	13-3170235..				Metropolitan Tower Realty Company, Inc.....	DE.....	NIA.....	Metropolitan Life Insurance Company.....	Ownership.....	100.000	MetLife, Inc.....	Y.....	
0241	MetLife.....	00000..	01-0855028..				Midtown Heights, LLC.....	DE.....	NIA.....	Metropolitan Life Insurance Company, Inc.....	Ownership.....	100.000	MetLife, Inc.....	N.....	
0241	MetLife.....	00000..	43-6026902..				White Oak Royalty Company.....	OK.....	NIA.....	Metropolitan Life Insurance Company.....	Ownership.....	100.000	MetLife, Inc.....	Y.....	
0241	MetLife.....	00000..	30-0777814..				Marketplace Residences, LLC.....	DE.....	NIA.....	Metropolitan Life Insurance Company.....	Ownership.....	100.000	MetLife, Inc.....	N.....	
0241	MetLife.....	00000..	26-2853672..				MLIC Asset Holdings LLC.....	DE.....	NIA.....	Metropolitan Life Insurance Company.....	Ownership.....	100.000	MetLife, Inc.....	N.....	
0241	MetLife.....	00000..	36-4197196..				MetLife Properties Ventures, LLC.....	DE.....	NIA.....	Metropolitan Life Insurance Company.....	Ownership.....	100.000	MetLife, Inc.....	N.....	
0241	MetLife.....	00000..	22-2375428..				Transmountain Land & Livestock Company.....	MT.....	NIA.....	Metropolitan Life Insurance Company.....	Ownership.....	100.000	MetLife, Inc.....	Y.....	
0241	MetLife.....	00000..	34-1650967..				Hyatt Legal Plans, Inc.....	DE.....	NIA.....	Metropolitan Life Insurance Company.....	Ownership.....	100.000	MetLife, Inc.....	Y.....	
0241	MetLife.....	00000..	34-1631590..				Hyatt Legal Plans of Florida, Inc.....	FL.....	NIA.....	Hyatt Legal Plans, Inc.....	Ownership.....	100.000	MetLife, Inc.....	N.....	
0241	MetLife.....	00000..	27-0226554..				MLIC Asset Holdings II LLC.....	DE.....	NIA.....	Metropolitan Life Insurance Company.....	Ownership.....	100.000	MetLife, Inc.....	N.....	
0241	MetLife.....	00000..	30-0756430..				Ei Conquistador MAH II LLC.....	DE.....	NIA.....	MLIC Asset Holdings II LLC.....	Ownership.....	100.000	MetLife, Inc.....	N.....	
0241	MetLife.....	00000..					MetLife RC SF Member, LLC.....	DE.....	NIA.....	Metropolitan Life Insurance Company.....	Ownership.....	100.000	MetLife, Inc.....	N.....	
0241	MetLife.....	00000..	20-3221642..				MetLife Mall Ventures Limited Partnership.....	DE.....	NIA.....	Metropolitan Life Insurance Company.....	Ownership.....	99.000	MetLife, Inc.....	N.....	
0241	MetLife.....	00000..	20-3221642..				MetLife Mall Ventures Limited Partnership.....	DE.....	NIA.....	Metropolitan Tower Realty Company, Inc.....	Ownership.....	1.000	MetLife, Inc.....	N.....	
0241	MetLife.....	00000..	20-8349277..				Sandpiper Cove Associates, LLC.....	DE.....	NIA.....	Metropolitan Life Insurance Company.....	Ownership.....	90.590	MetLife, Inc.....	N.....	
0241	MetLife.....	00000..	20-8349277..				Sandpiper Cove Associates, LLC.....	DE.....	NIA.....	Metropolitan Tower Realty Company, Inc.....	Ownership.....	9.410	MetLife, Inc.....	N.....	
0241	MetLife.....	00000..	13-4047186..				MetLife Tower Resources Group, Inc.....	DE.....	NIA.....	Metropolitan Life Insurance Company.....	Ownership.....	100.000	MetLife, Inc.....	Y.....	
0241	MetLife.....	00000..					Housing Fund Manager, LLC.....	DE.....	NIA.....	Metropolitan Life Insurance Company.....	Ownership.....	100.000	MetLife, Inc.....	N.....	
0241	MetLife.....	00000..	26-0405155..				MTC Fund I, LLC.....	DE.....	NIA.....	Housing Fund Manager, LLC.....	Management.....		MetLife, Inc.....	N.....	
0241	MetLife.....	00000..					MTC Fund II, LLC.....	DE.....	NIA.....	Housing Fund Manager, LLC.....	Management.....		MetLife, Inc.....	N.....	
0241	MetLife.....	00000..	14-2013939..				MTC Fund III, LLC.....	DE.....	NIA.....	Housing Fund Manager, LLC.....	Management.....		MetLife, Inc.....	N.....	
0241	MetLife.....	00000..		4254454			St. James Fleet Investments Two Limited.....	CYM.....	NIA.....	Metropolitan Life Insurance Company.....	Ownership.....	100.000	MetLife, Inc.....	Y.....	
0241	MetLife.....	00000..		4254472			Park Twenty Three Investments Company.....	GBR.....	NIA.....	St. James Fleet Investments Two Limited.....	Ownership.....	100.000	MetLife, Inc.....	N.....	
0241	MetLife.....	00000..		4254481			Convent Station Euro Investments Four Company.....	GBR.....	NIA.....	Park Twenty Three Investments Company.....	Ownership.....	100.000	MetLife, Inc.....	N.....	
0241	MetLife.....	00000..	98-0391368..	4254520			OMI MLIC Investments Limited.....	CYM.....	NIA.....	St. James Fleet Investments Two Limited.....	Ownership.....	100.000	MetLife, Inc.....	N.....	
0241	MetLife.....	00000..	46-3608641..				ML Swan Mezz, LLC.....	DE.....	NIA.....	Metropolitan Life Insurance Company.....	Ownership.....	100.000	MetLife, Inc.....	N.....	
0241	MetLife.....	00000..	46-3589015..				ML Swan GP, LLC.....	DE.....	NIA.....	ML Swan Mezz, LLC.....	Ownership.....	100.000	MetLife, Inc.....	N.....	
0241	MetLife.....	00000..	46-3616798..				ML Dolphin Mezz, LLC.....	DE.....	NIA.....	Metropolitan Life Insurance Company.....	Ownership.....	100.000	MetLife, Inc.....	N.....	
0241	MetLife.....	00000..	82-4889675..				ML Southlands Member, LLC.....	DE.....	NIA.....	Metropolitan Life Insurance Company.....	Ownership.....	60.000	MetLife, Inc.....	N.....	
0241	MetLife.....	00000..	82-4889675..				ML Southlands Member, LLC.....	DE.....	NIA.....	Metropolitan Tower Life Insurance Company.....	Ownership.....	40.000	MetLife, Inc.....	N.....	
0241	MetLife.....	00000..	82-4019470..				ML Cerritos TC Member, LLC.....	DE.....	NIA.....	Metropolitan Life Insurance Company.....	Ownership.....	60.000	MetLife, Inc.....	N.....	

97.1

SCHEDULE Y

PART 1A - DETAIL OF INSURANCE HOLDING COMPANY SYSTEM

1	2	3	4	5	6	7	8	9	10	11	12	13	14	15	16
Group Code	Group Name	NAIC Company Code	ID Number	Federal RSSD	CIK	Name of Securities Exchange if Publicly Traded (U.S. or International)	Names of Parent, Subsidiaries or Affiliates	Domiciliary Location	Relationship to Reporting Entity	Directly Controlled by (Name of Entity/Person)	Type of Control (Ownership Board, Management, Attorney-in-Fact, Influence, Other)	If Control is Ownership Provide Percentage	Ultimate Controlling Entity(ies)/Person(s)	Is an SCA Filing Required? (Y/N)	*
0241	MetLife.....	00000..	82-4019470..				ML Cerritos TC Member, LLC.....	DE.....	NIA.....	Metropolitan Tower Life Insurance Company...	Ownership.....	40.000	MetLife, Inc.....	..N.....	
0241	MetLife.....	00000..					ML Sloan's Lake Member, LLC.....	DE.....	NIA.....	Metropolitan Life Insurance Company.....	Ownership.....	55.000	MetLife, Inc.....	..N.....	
0241	MetLife.....	00000..					ML Sloan's Lake Member, LLC.....	DE.....	NIA.....	Metropolitan Tower Life Insurance Company...	Ownership.....	45.000	MetLife, Inc.....	..N.....	
0241	MetLife.....	00000..					ML Sentinel Square Member, LLC.....	DE.....	NIA.....	Metropolitan Life Insurance Company.....	Ownership.....	100.000	MetLife, Inc.....	..N.....	
0241	MetLife.....	00000..					MetLife Securitization Depositor LLC.....	DE.....	NIA.....	Metropolitan Life Insurance Company.....	Ownership.....	100.000	MetLife, Inc.....	..N.....	
0241	MetLife.....	00000..	46-3593573..				ML Dolphin GP, LLC.....	DE.....	NIA.....	ML Dolphin Mezz, LLC.....	Ownership.....	100.000	MetLife, Inc.....	..N.....	
0241	MetLife.....	00000..					Haskell East Village, LLC.....	DE.....	NIA.....	Metropolitan Life Insurance Company.....	Ownership.....	100.000	MetLife, Inc.....	..N.....	
0241	MetLife.....	00000..	46-3426206..				MetLife Cabo Hilton Member, LLC.....	DE.....	NIA.....	Metropolitan Life Insurance Company.....	Ownership.....	83.100	MetLife, Inc.....	..N.....	
0241	MetLife.....	00000..	46-3426206..				MetLife Cabo Hilton Member, LLC.....	DE.....	NIA.....	Metropolitan Tower Life Insurance Company...	Ownership.....	16.900	MetLife, Inc.....	..N.....	
0241	MetLife.....	00000..	46-0803970..				MetLife CC Member, LLC.....	DE.....	NIA.....	Metropolitan Life Insurance Company.....	Ownership.....	95.122	MetLife, Inc.....	..N.....	
0241	MetLife.....	00000..	46-0803970..				MetLife CC Member, LLC.....	DE.....	NIA.....	Metropolitan Tower Life Insurance Company...	Ownership.....	4.878	MetLife, Inc.....	..N.....	
0241	MetLife.....	00000..	13-5581829..				MetLife SP Holdings, LLC.....	DE.....	NIA.....	Metropolitan Life Insurance Company.....	Ownership.....	100.000	MetLife, Inc.....	..N.....	
0241	MetLife.....	00000..	45-4104328..				Met II Office Mezzanine, LLC.....	FL.....	NIA.....	Metropolitan Life Insurance Company.....	Ownership.....	89.583	MetLife, Inc.....	..N.....	
0241	MetLife.....	00000..	45-4104328..				Met II Office Mezzanine, LLC.....	FL.....	NIA.....	Metropolitan Tower Life Insurance Company...	Ownership.....	10.417	MetLife, Inc.....	..N.....	
0241	MetLife.....	00000..	20-8670968..				Met II Office, LLC.....	FL.....	NIA.....	Met II Office Mezzanine, LLC.....	Ownership.....	100.000	MetLife, Inc.....	..N.....	
0241	MetLife.....	00000..	80-0821598..				Oconee Hotel Company, LLC.....	DE.....	NIA.....	Metropolitan Life Insurance Company.....	Ownership.....	100.000	MetLife, Inc.....	..N.....	
0241	MetLife.....	00000..	80-0823015..				Oconee Land Company, LLC.....	DE.....	NIA.....	Metropolitan Life Insurance Company.....	Ownership.....	100.000	MetLife, Inc.....	..N.....	
0241	MetLife.....	00000..	80-0823413..				Oconee Land Development Company, LLC.....	DE.....	NIA.....	Oconee Land Company, LLC.....	Ownership.....	100.000	MetLife, Inc.....	..N.....	
0241	MetLife.....	00000..	90-0853553..				Oconee Golf Company, LLC.....	DE.....	NIA.....	Oconee Land Company, LLC.....	Ownership.....	100.000	MetLife, Inc.....	..N.....	
0241	MetLife.....	00000..	37-1694299..				Oconee Marina Company, LLC.....	DE.....	NIA.....	Oconee Land Company, LLC.....	Ownership.....	100.000	MetLife, Inc.....	..N.....	
0241	MetLife.....	00000..					1201 TAB Manager, LLC.....	DE.....	NIA.....	Metropolitan Life Insurance Company.....	Ownership.....	100.000	MetLife, Inc.....	..N.....	
0241	MetLife.....	00000..	46-2460801..				MetLife 1201 TAB Member, LLC.....	DE.....	NIA.....	Metropolitan Life Insurance Company.....	Ownership.....	96.900	MetLife, Inc.....	..N.....	
0241	MetLife.....	00000..	46-2460801..				MetLife 1201 TAB Member, LLC.....	DE.....	NIA.....	Metropolitan Property and Casualty Insurance Company	Ownership.....	3.100	MetLife, Inc.....	..N.....	
0241	MetLife.....	00000..	46-2477278..				MetLife LHH Member, LLC.....	DE.....	NIA.....	Metropolitan Life Insurance Company.....	Ownership.....	99.000	MetLife, Inc.....	..N.....	
0241	MetLife.....	00000..	46-2477278..				MetLife LHH Member, LLC.....	DE.....	NIA.....	Metropolitan Tower Life Insurance Company...	Ownership.....	1.000	MetLife, Inc.....	..N.....	
0241	MetLife.....	00000..					1925 WJC Owner, LLC.....	DE.....	NIA.....	Metropolitan Life Insurance Company.....	Ownership.....	100.000	MetLife, Inc.....	..N.....	
0241	MetLife.....	00000..	26-1762232..				Boulevard Residential, LLC.....	DE.....	NIA.....	Metropolitan Life Insurance Company.....	Ownership.....	100.000	MetLife, Inc.....	..N.....	
0241	MetLife.....	00000..					MetLife Ontario Street Member, LLC.....	DE.....	NIA.....	Metropolitan Life Insurance Company.....	Ownership.....	100.000	MetLife, Inc.....	..N.....	
0241	MetLife.....	00000..	46-4158087..				MetLife 555 12th Member, LLC.....	DE.....	NIA.....	Metropolitan Life Insurance Company.....	Ownership.....	94.600	MetLife, Inc.....	..N.....	
0241	MetLife.....	00000..	46-4158087..				MetLife 555 12th Member, LLC.....	DE.....	NIA.....	Metropolitan Tower Life Insurance Company...	Ownership.....	5.400	MetLife, Inc.....	..N.....	
0241	MetLife.....	00000..	82-3135079..				150 North Riverside PE Member, LLC.....	DE.....	NIA.....	Metropolitan Life Insurance Company.....	Ownership.....	81.450	MetLife, Inc.....	..N.....	
0241	MetLife.....	00000..	82-3135079..				150 North Riverside PE Member, LLC.....	DE.....	NIA.....	Metropolitan Tower Life Insurance Company...	Ownership.....	18.550	MetLife, Inc.....	..N.....	
0241	MetLife.....	00000..	47-2085444..				ML-AI MetLife Member 2, LLC.....	DE.....	NIA.....	Metropolitan Life Insurance Company.....	Ownership.....	98.970	MetLife, Inc.....	..N.....	
0241	MetLife.....	00000..	47-2085444..				ML-AI MetLife Member 2, LLC.....	DE.....	NIA.....	Metropolitan Tower Life Insurance Company...	Ownership.....	1.030	MetLife, Inc.....	..N.....	
0241	MetLife.....	00000..					ML-AI MetLife Member 3, LLC.....	DE.....	NIA.....	Metropolitan Life Insurance Company.....	Ownership.....	100.000	MetLife, Inc.....	..N.....	
0241	MetLife.....	00000..					ML-AI MetLife Member 4, LLC.....	DE.....	NIA.....	Metropolitan Life Insurance Company.....	Ownership.....	60.000	MetLife, Inc.....	..N.....	
0241	MetLife.....	00000..					ML-AI MetLife Member 4, LLC.....	DE.....	NIA.....	Metropolitan Tower Life Insurance Company...	Ownership.....	40.000	MetLife, Inc.....	..N.....	
0241	MetLife.....	00000..	81-3382498..				MetLife ConSquare Member, LLC.....	DE.....	NIA.....	Metropolitan Life Insurance Company.....	Ownership.....	100.000	MetLife, Inc.....	..N.....	
0241	MetLife.....	00000..	13-5581829..				MetLife Member Solaire, LLC.....	DE.....	NIA.....	Metropolitan Life Insurance Company.....	Ownership.....	100.000	MetLife, Inc.....	..N.....	
0241	MetLife.....	00000..	81-0770888..				MetLife Treat Towers Member, LLC.....	DE.....	NIA.....	Metropolitan Life Insurance Company.....	Ownership.....	100.000	MetLife, Inc.....	..N.....	
0241	MetLife.....	00000..	46-4133357..				ML Bridgeside Apartments, LLC.....	DE.....	NIA.....	Metropolitan Life Insurance Company.....	Ownership.....	100.000	MetLife, Inc.....	..N.....	
0241	MetLife.....	00000..	46-4283517..				MetLife Camino Ramon Member, LLC.....	DE.....	NIA.....	Metropolitan Tower Life Insurance Company...	Ownership.....	1.000	MetLife, Inc.....	..N.....	
0241	MetLife.....	00000..	46-4283517..				MetLife Camino Ramon Member, LLC.....	DE.....	NIA.....	Metropolitan Life Insurance Company.....	Ownership.....	99.000	MetLife, Inc.....	..N.....	
0241	MetLife.....	00000..	46-4255167..				ML Terraces, LLC.....	DE.....	NIA.....	Metropolitan Life Insurance Company.....	Ownership.....	100.000	MetLife, Inc.....	..N.....	

97.2

SCHEDULE Y

PART 1A - DETAIL OF INSURANCE HOLDING COMPANY SYSTEM

1	2	3	4	5	6	7	8	9	10	11	12	13	14	15	16
Group Code	Group Name	NAIC Company Code	ID Number	Federal RSSD	CIK	Name of Securities Exchange if Publicly Traded (U.S. or International)	Names of Parent, Subsidiaries or Affiliates	Domiciliary Location	Relationship to Reporting Entity	Directly Controlled by (Name of Entity/Person)	Type of Control (Ownership Board, Management, Attorney-in-Fact, Influence, Other)	If Control is Ownership Provide Percentage	Ultimate Controlling Entity(ies)/Person(s)	Is an SCA Filing Required? (Y/N)	*
0241	MetLife.....	00000..					MetLife CB W/A, LLC.....	DE.....	NIA.....	Metropolitan Life Insurance Company.....	Ownership.....	100.000	MetLife, Inc.....	..N.....	
0241	MetLife.....	00000..	47-1970965..				ML New River Village III, LLC.....	DE.....	NIA.....	Metropolitan Life Insurance Company.....	Ownership.....	100.000	MetLife, Inc.....	..N.....	
0241	MetLife.....	00000..					MetLife 1007 Stewart, LLC.....	DE.....	NIA.....	Metropolitan Life Insurance Company.....	Ownership.....	100.000	MetLife, Inc.....	..N.....	
0241	MetLife.....	00000..					Chestnut Flats Wind, LLC.....	DE.....	NIA.....	Metropolitan Life Insurance Company.....	Ownership.....	100.000	MetLife, Inc.....	..N.....	
0241	MetLife.....	00000..	46-4129811..				MetLife 425 MKT Member, LLC.....	DE.....	NIA.....	Metropolitan Life Insurance Company.....	Ownership.....	100.000	MetLife, Inc.....	..N.....	
0241	MetLife.....	00000..	13-5581829..				Southcreek Industrial Holdings, LLC.....	DE.....	NIA.....	Metropolitan Life Insurance Company.....	Ownership.....	100.000	MetLife, Inc.....	..N.....	
0241	MetLife.....	00000..	46-4229772..				MetLife THR Investor, LLC.....	DE.....	NIA.....	Metropolitan Life Insurance Company.....	Ownership.....	100.000	MetLife, Inc.....	..N.....	
0241	MetLife.....	00000..					MetLife OFC Member, LLC.....	DE.....	NIA.....	Metropolitan Life Insurance Company.....	Ownership.....	100.000	MetLife, Inc.....	..N.....	
0241	MetLife.....	00000..	47-1256270..				MetLife OBS Member, LLC.....	DE.....	NIA.....	Metropolitan Life Insurance Company.....	Ownership.....	100.000	MetLife, Inc.....	..N.....	
0241	MetLife.....	00000..					MetLife FM Hotel Member, LLC.....	DE.....	NIA.....	Metropolitan Life Insurance Company.....	Ownership.....	100.000	MetLife, Inc.....	..N.....	
0241	MetLife.....	00000..					LHCW Holdings (U.S.) LLC.....	DE.....	NIA.....	MetLife FM Hotel Member, LLC.....	Ownership.....	100.000	MetLife, Inc.....	..N.....	
0241	MetLife.....	00000..					LHC Holdings (U.S.) LLC.....	DE.....	NIA.....	LHCW Holdings (U.S.) LLC.....	Ownership.....	100.000	MetLife, Inc.....	..N.....	
0241	MetLife.....	00000..					LHCW Hotel Holding (U.S.) LLC.....	DE.....	NIA.....	LHC Holdings (U.S.) LLC.....	Ownership.....	100.000	MetLife, Inc.....	..N.....	
0241	MetLife.....	00000..					LHCW Hotel Holding (2002) LLC.....	DE.....	NIA.....	LHCW Hotel Holding (U.S.) LLC.....	Ownership.....	100.000	MetLife, Inc.....	..N.....	
0241	MetLife.....	00000..					LHCW Hotel Operating Company (2002) LLC.....	DE.....	NIA.....	LHCW Hotel Holding (U.S.) LLC.....	Ownership.....	100.000	MetLife, Inc.....	..N.....	
0241	MetLife.....	00000..	46-4584166..				ML Southmore, LLC.....	DE.....	NIA.....	Metropolitan Life Insurance Company.....	Ownership.....	99.000	MetLife, Inc.....	..N.....	
0241	MetLife.....	00000..	46-4584166..				ML Southmore, LLC.....	DE.....	NIA.....	Metropolitan Tower Life Insurance Company..	Ownership.....	1.000	MetLife, Inc.....	..N.....	
0241	MetLife.....	00000..					MetLife HCMJV 1 GP, LLC.....	DE.....	NIA.....	Metropolitan Life Insurance Company.....	Ownership.....	100.000	MetLife, Inc.....	..N.....	
0241	MetLife.....	00000..	46-4196012..				ML-AI MetLife Member 1, LLC.....	DE.....	NIA.....	Metropolitan Life Insurance Company.....	Ownership.....	95.199	MetLife, Inc.....	..N.....	
0241	MetLife.....	00000..	46-4196012..				ML-AI MetLife Member 1, LLC.....	DE.....	NIA.....	Metropolitan Property and Casualty Insurance Company	Ownership.....	4.801	MetLife, Inc.....	..N.....	
0241	MetLife.....	00000..	13-3759652..	3166279			MetLife International Holdings, LLC.....	DE.....	NIA.....	MetLife Global Holding Company II GmbH (Swiss)	Ownership.....	100.000	MetLife, Inc.....	..N.....	
0241	MetLife.....	00000..	13-3953333..	3166372			Natiloportem Holdings, LLC.....	DE.....	NIA.....	MetLife International Holdings, LLC.....	Ownership.....	100.000	MetLife, Inc.....	..N.....	
0241	MetLife.....	00000..		3166402			Excelencia Operativa y Tecnologica, S.A. de C.V. (Mexico)	MEX.....	NIA.....	Natiloportem Holdings, LLC.....	Ownership.....	99.000	MetLife, Inc.....	..N.....	
0241	MetLife.....	00000..		3166402			Excelencia Operativa y Tecnologica, S.A. de C.V. (Mexico)	MEX.....	NIA.....	MetLife Mexico Servicios, S.A. de C.V.....	Ownership.....	1.000	MetLife, Inc.....	..N.....	
0241	MetLife.....	00000..		3373705			MLA Comercial, S.A. de C.V. (Mexico).....	MEX.....	NIA.....	Excelencia Operativa y Tecnologica, S.A. de C.V.	Ownership.....	99.000	MetLife, Inc.....	..N.....	
0241	MetLife.....	00000..		3373705			MLA Comercial, S.A. de C.V. (Mexico).....	MEX.....	NIA.....	MetLife Mexico Servicios, S.A. de C.V.....	Ownership.....	1.000	MetLife, Inc.....	..N.....	
0241	MetLife.....	00000..		3373714			MLA Servicios S.A. de C.V. (Mexico).....	MEX.....	NIA.....	Excelencia Operativa y Tecnologica, S.A. de C.V.	Ownership.....	99.000	MetLife, Inc.....	..N.....	
0241	MetLife.....	00000..		3373714			MLA Servicios S.A. de C.V. (Mexico).....	MEX.....	NIA.....	MetLife Mexico Servicios, S.A. de C.V.....	Ownership.....	1.000	MetLife, Inc.....	..N.....	
0241	MetLife.....	00000..		4240907			MM Global Operations Support Center, S.A. de C.V.	MEX.....	NIA.....	MetLife Global Holding Company II GmbH (Swiss)	Ownership.....	100.000	MetLife, Inc.....	..N.....	
0241	MetLife.....	00000..		4240907			MM Global Operations Support Center, S.A. de C.V.	MEX.....	NIA.....	MetLife Global Holding Company I GmbH (Swiss)	Ownership.....		MetLife, Inc.....	..N.....	
0241	MetLife.....	00000..		4254995			Fundacion MetLife Mexico, A.C.....	MEX.....	NIA.....	MM Global Operations Support Center, S.A. de C.V., S.A. de C.V.	Ownership.....	100.000	MetLife, Inc.....	..N.....	
0241	MetLife.....	00000..		3166318			Metropolitan Life Seguros e Previdencia Privada S.A. (Brazil)	BRA.....	IA.....	MetLife International Holdings, LLC.....	Ownership.....	66.662	MetLife, Inc.....	..N.....	
0241	MetLife.....	00000..		3166318			Metropolitan Life Seguros e Previdencia Privada S.A. (Brazil)	BRA.....	IA.....	MetLife Worldwide Holdings, LLC.....	Ownership.....	33.337	MetLife, Inc.....	..N.....	
0241	MetLife.....	00000..		3166318			Metropolitan Life Seguros e Previdencia Privada S.A. (Brazil)	BRA.....	IA.....	Natiloportem Holdings, LLC.....	Ownership.....	0.001	MetLife, Inc.....	..N.....	

97.3

SCHEDULE Y

PART 1A - DETAIL OF INSURANCE HOLDING COMPANY SYSTEM

1	2	3	4	5	6	7	8	9	10	11	12	13	14	15	16
Group Code	Group Name	NAIC Company Code	ID Number	Federal RSSD	CIK	Name of Securities Exchange if Publicly Traded (U.S. or International)	Names of Parent, Subsidiaries or Affiliates	Domiciliary Location	Relationship to Reporting Entity	Directly Controlled by (Name of Entity/Person)	Type of Control (Ownership Board, Management, Attorney-in-Fact, Influence, Other)	If Control is Ownership Provide Percentage	Ultimate Controlling Entity(ies)/Person(s)	Is an SCA Filing Required? (Y/N)	*
0241	MetLife.....	00000...		4191616			MetLife Ireland Holdings One Limited.....	IRL.....	NIA.....	MetLife International Holdings, LLC.....	Ownership.....	100.000	MetLife, Inc.....	N.....	
0241	MetLife.....	00000...		4189846			MetLife Global Holdings Corporation S.A. de C.V. (Mexico)	MEX.....	NIA.....	MetLife Ireland Holdings One Limited.....	Ownership.....	98.900	MetLife, Inc.....	N.....	
0241	MetLife.....	00000...		4189846			MetLife Global Holdings Corporation S.A. de C.V. (Mexico)	MEX.....	NIA.....	MetLife International Limited, LLC.....	Ownership.....	1.100	MetLife, Inc.....	N.....	
0241	MetLife.....	00000...	13-3047691..				MetLife Global Holdings Corporation S.A. de C.V.	IRL.....	NIA.....	MetLife International Holdings, LLC.....	Ownership.....	99.700	MetLife, Inc.....	N.....	
0241	MetLife.....	00000...	13-3047691..				MetLife Global Holdings Corporation S.A. de C.V.	IRL.....	NIA.....	MetLife International Holdings, LLC.....	Ownership.....	0.300	MetLife, Inc.....	N.....	
0241	MetLife.....	00000...	AA-2730030.	3165740			MetLife Mexico Holding S. de R.L. de C.V.....	MEX.....	IA.....	Metropolitan Global Management , LLC.....	Ownership.....	100.000	MetLife, Inc.....	N.....	
0241	MetLife.....	00000...	AA-2730030.	3165740			MetLife Mexico Holding S. de R.L. de C.V.....	MEX.....	IA.....	Excelencia Operativa y Tecnologica, S.A. de C.V.	Ownership.....		MetLife, Inc.....	N.....	
0241	MetLife.....	00000...	AA-2730030.	3165740			MetLife Mexico S.A.....	MEX.....	IA.....	MetLife Mexico Holdings, S. de R.L. de C.V....	Ownership.....	99.050	MetLife, Inc.....	N.....	
0241	MetLife.....	00000...	AA-2730030.	3165740			MetLife Mexico S.A.....	MEX.....	IA.....	MetLife International Holdings, LLC.....	Ownership.....	0.950	MetLife, Inc.....	N.....	
0241	MetLife.....	00000...		4241061			ML Capacitacion Comercial S.A. de C.V. (Mexico)	MEX.....	NIA.....	MetLife Mexico S.A.....	Ownership.....	99.000	MetLife, Inc.....	N.....	
0241	MetLife.....	00000...		4241061			ML Capacitacion Comercial S.A. de C.V. (Mexico)	MEX.....	NIA.....	MetLife Mexico Servicios, S.A. de C.V.....	Ownership.....	1.000	MetLife, Inc.....	N.....	
0241	MetLife.....	00000...		3165795			MetLife Pensiones Mexico S.A.....	MEX.....	IA.....	MetLife Mexico Holdings, S. de R.L. de C.V....	Ownership.....	97.513	MetLife, Inc.....	N.....	
0241	MetLife.....	00000...		3165795			MetLife Pensiones Mexico S.A.....	MEX.....	IA.....	MetLife International Holdings, LLC.....	Ownership.....	2.488	MetLife, Inc.....	N.....	
0241	MetLife.....	00000...		3267390			MetLife Mexico Servicios S.A. de C.V.....	MEX.....	NIA.....	MetLife Mexico Holdings, S. de R.L. de C.V....	Ownership.....	98.000	MetLife, Inc.....	N.....	
0241	MetLife.....	00000...		3267390			MetLife Mexico Servicios S.A. de C.V.....	MEX.....	NIA.....	MetLife International Holdings, LLC.....	Ownership.....	2.000	MetLife, Inc.....	N.....	
0241	MetLife.....	00000...	AA-5420018.	3166288			MetLife Insurance Company of Korea, Limited..	KOR.....	IA.....	MetLife Mexico S.A.....	Ownership.....	14.640	MetLife, Inc.....	N.....	
0241	MetLife.....	00000...	AA-5420018.	3166288			MetLife Insurance Company of Korea, Limited..	KOR.....	IA.....	Metropolitan Global Management , LLC.....	Ownership.....	85.360	MetLife, Inc.....	N.....	
0241	MetLife.....	00000...					MetLife Financial Services, Co., Ltd. (South Korea)	KOR.....	NIA.....	MetLife Insurance Company of Korea, Limited	Ownership.....	100.000	MetLife, Inc.....	N.....	
0241	MetLife.....	00000...		4200880			MetLife Ireland Treasury d.a.c.....	IRL.....	NIA.....	MetLife Global Holdings Corporation S.A. de C.V.	Ownership.....	100.000	MetLife, Inc.....	N.....	
0241	MetLife.....	00000...	AA-1930041.	1173714			MetLife Insurance Limited (Australia).....	AUS.....	IA.....	MetLife Ireland Treasury d.a.c.....	Ownership.....	91.165	MetLife, Inc.....	N.....	
0241	MetLife.....	00000...	AA-1930041.	1173714			MetLife Insurance Limited (Australia).....	AUS.....	IA.....	MetLife Global Holdings Corporation S.A. de C.V.	Ownership.....	8.835	MetLife, Inc.....	N.....	
0241	MetLife.....	00000...					The Direct Call Center PTY Limited (Australia)..	AUS.....	NIA.....	MetLife Insurance Limited (Australia).....	Ownership.....	100.000	MetLife, Inc.....	N.....	
0241	MetLife.....	00000...		4239358			MetLife Investments PTY Limited (Australia)....	AUS.....	NIA.....	MetLife Insurance Limited (Australia).....	Ownership.....	100.000	MetLife, Inc.....	N.....	
0241	MetLife.....	00000...		4239367			MetLife Insurance and Investment Trust (Australia)	AUS.....	NIA.....	MetLife Investments PTY Limited.....	Ownership.....	100.000	MetLife, Inc.....	N.....	
0241	MetLife.....	00000...		1173732			MetLife General Insurance Limited (Australia)..	AUS.....	IA.....	MetLife Ireland Treasury d.a.c.....	Ownership.....	100.000	MetLife, Inc.....	N.....	
0241	MetLife.....	00000...					MetLife International Limited, LLC (DE).....	DE.....	NIA.....	MetLife International Holdings, LLC.....	Ownership.....	100.000	MetLife, Inc.....	N.....	
0241	MetLife.....	00000...					AmMetLife Insurance Berhad.....	MYS.....	IA.....	MetLife International Holdings, LLC.....	Ownership.....	50.000	MetLife, Inc.....	N.....	
0241	MetLife.....	00000...					MAXIS GBN S.A.S.....	FRA.....	NIA.....	MetLife International Holdings, LLC.....	Ownership.....	50.000	MetLife, Inc.....	N.....	
0241	MetLife.....	00000...	AA-5480033.				AmMetLife Takaful Berhad.....	MYS.....	IA.....	MetLife International Holdings, LLC.....	Ownership.....	50.000	MetLife, Inc.....	N.....	
0241	MetLife.....	00000...					MetLife Asia Limited (Hong Kong).....	HKG.....	NIA.....	MetLife International Holdings, LLC.....	Ownership.....	100.000	MetLife, Inc.....	N.....	
0241	MetLife.....	00000...		3166309			Metropolitan Life Insurance Company of Hong Kong Limited	HKG.....	IA.....	MetLife International Holdings, LLC.....	Ownership.....	99.999	MetLife, Inc.....	N.....	
0241	MetLife.....	00000...		3166309			Metropolitan Life Insurance Company of Hong Kong Limited	HKG.....	IA.....	Natiloportem Holdings, LLC.....	Ownership.....	0.001	MetLife, Inc.....	N.....	

SCHEDULE Y

PART 1A - DETAIL OF INSURANCE HOLDING COMPANY SYSTEM

1	2	3	4	5	6	7	8	9	10	11	12	13	14	15	16
Group Code	Group Name	NAIC Company Code	ID Number	Federal RSSD	CIK	Name of Securities Exchange if Publicly Traded (U.S. or International)	Names of Parent, Subsidiaries or Affiliates	Domiciliary Location	Relationship to Reporting Entity	Directly Controlled by (Name of Entity/Person)	Type of Control (Ownership Board, Management, Attorney-in-Fact, Influence, Other)	If Control is Ownership Provide Percentage	Ultimate Controlling Entity(ies)/Person(s)	Is an SCA Filing Required? (Y/N)	*
0241	MetLife.....	00000..		4195913			MetLife Planos Odontologicos Ltda. (Brazil).....	BRA.....	IA.....	MetLife International Holdings, LLC.....	Ownership.....	99.999	MetLife, Inc.....	.N.....	
0241	MetLife.....	00000..		4195913			MetLife Planos Odontologicos Ltda. (Brazil).....	BRA.....	IA.....	Natiloportem Holdings, LLC.....	Ownership.....	0.001	MetLife, Inc.....	.N.....	
0241	MetLife.....	00000..	20-5894439..	3373639			MetLife Global, Inc.....	DE.....	NIA.....	MetLife, Inc.....	Ownership.....	100.000	MetLife, Inc.....	.N.....	
0241	MetLife.....	00000..		4189837			Inversiones MetLife Holdco Dos Limitada (Chile).....	CHL.....	NIA.....	MetLife International Holdings, LLC.....	Ownership.....	0.001	MetLife, Inc.....	.N.....	
0241	MetLife.....	00000..		4189837			Inversiones MetLife Holdco Dos Limitada (Chile).....	CHL.....	NIA.....	Natiloportem Holdings, LLC.....	Ownership.....		MetLife, Inc.....	.N.....	
0241	MetLife.....	00000..		4189837			Inversiones MetLife Holdco Dos Limitada (Chile).....	CHL.....	NIA.....	MetLife, Inc.....	Ownership.....	99.999	MetLife, Inc.....	.N.....	
0241	MetLife.....	00000..	AA-2130012..	1641857			MetLife Seguros S.A. (Argentina).....	ARG.....	IA.....	MetLife International Holdings, LLC.....	Ownership.....	95.524	MetLife, Inc.....	.N.....	
0241	MetLife.....	00000..	AA-2130012..	1641857			MetLife Seguros S.A. (Argentina).....	ARG.....	IA.....	Natiloportem Holdings, LLC.....	Ownership.....	2.675	MetLife, Inc.....	.N.....	
0241	MetLife.....	00000..	AA-2130012..	4251145			MetLife Seguros S.A. (Argentina).....	ARG.....	IA.....	International Technical and Advisory Services Limited (DE).....	Ownership.....	1.801	MetLife, Inc.....	.N.....	
0241	MetLife.....	00000..		2327738			Compania Inversora MetLife S.A. (Argentina).....	ARG.....	NIA.....	MetLife International Holdings, LLC.....	Ownership.....	95.460	MetLife, Inc.....	.N.....	
0241	MetLife.....	00000..		2327738			Compania Inversora MetLife S.A. (Argentina).....	ARG.....	NIA.....	Natiloportem Holdings, LLC.....	Ownership.....	4.540	MetLife, Inc.....	.N.....	
0241	MetLife.....	00000..		4247296			MetLife Servicios S.A. (Argentina).....	ARG.....	NIA.....	Compania Inversora MetLife S.A.....	Ownership.....	18.870	MetLife, Inc.....	.N.....	
0241	MetLife.....	00000..		4247296			MetLife Servicios S.A. (Argentina).....	ARG.....	NIA.....	MetLife Seguros S.A.....	Ownership.....	79.880	MetLife, Inc.....	.N.....	
0241	MetLife.....	00000..		4247296			MetLife Servicios S.A. (Argentina).....	ARG.....	NIA.....	Natiloportem Holdings, LLC.....	Ownership.....	0.990	MetLife, Inc.....	.N.....	
0241	MetLife.....	00000..		4247296			MetLife Servicios S.A. (Argentina).....	ARG.....	NIA.....	MetLife Seguros de Retiro S.A.....	Ownership.....	0.260	MetLife, Inc.....	.N.....	
0241	MetLife.....	00000..	06-1597037..	2985727			MetLife Worldwide Holdings, LLC.....	DE.....	NIA.....	MetLife International Holdings, LLC.....	Ownership.....	100.000	MetLife, Inc.....	.N.....	
0241	MetLife.....	00000..	AA-5324104..	3144558			MetLife Limited (Hong Kong).....	HKG.....	IA.....	MetLife Worldwide Holdings, LLC.....	Ownership.....	100.000	MetLife, Inc.....	.N.....	
0241	MetLife.....	00000..					BIDV MetLife Life Insurance Limited Liability Company.....	VNM.....	IA.....	MetLife Limited (Hong Kong).....	Ownership.....	60.000	MetLife, Inc.....	.N.....	
0241	MetLife.....	00000..		2704610			Best Market S.A. (Argentina).....	ARG.....	NIA.....	MetLife International Holdings, LLC.....	Ownership.....	95.000	MetLife, Inc.....	.N.....	
0241	MetLife.....	00000..		2704610			Best Market S.A. (Argentina).....	ARG.....	NIA.....	Natiloportem Holdings, LLC.....	Ownership.....	5.000	MetLife, Inc.....	.N.....	
0241	MetLife.....	00000..	AA-5344102..	3166411			PNB MetLife India Insurance Company Limited.....	IND.....	IA.....	MetLife International Holdings, LLC.....	Ownership.....	32.050	MetLife, Inc.....	.N.....	
0241	MetLife.....	00000..	AA-2130046..	1388303			MetLife Seguros de Retiro S.A. (Argentina).....	ARG.....	IA.....	MetLife International Holdings, LLC.....	Ownership.....	96.890	MetLife, Inc.....	.N.....	
0241	MetLife.....	00000..	AA-2130046..	1388303			MetLife Seguros de Retiro S.A. (Argentina).....	ARG.....	IA.....	Natiloportem Holdings, LLC.....	Ownership.....	3.110	MetLife, Inc.....	.N.....	
0241	MetLife.....	00000..	AA-2130046..	4321758			MetLife Seguros de Retiro S.A. (Argentina).....	ARG.....	IA.....	International Technical and Advisory Services Limited (DE).....	Ownership.....		MetLife, Inc.....	.N.....	
0241	MetLife.....	00000..		3373648			MetLife Administradora de Fondos Multipatrocinados Ltda. (Brazil).....	BRA.....	NIA.....	MetLife International Holdings, LLC.....	Ownership.....	100.000	MetLife, Inc.....	.N.....	
0241	MetLife.....	00000..		3373648			MetLife Administradora de Fondos Multipatrocinados Ltda. (Brazil).....	BRA.....	NIA.....	Natiloportem Holdings, LLC.....	Ownership.....		MetLife, Inc.....	.N.....	
0241	MetLife.....	26298..	13-2725441..	3219728			Metropolitan Property and Casualty Insurance Company.....	RI.....	UDP.....	MetLife, Inc.....	Ownership.....	100.000	MetLife, Inc.....	.N.....	
0241	MetLife.....	39950..	22-2342710..				Metropolitan General Insurance Company.....	RI.....	IA.....	Metropolitan Property and Casualty Insurance Company.....	Ownership.....	100.000	MetLife, Inc.....	.N.....	
0241	MetLife.....	40169..	05-0393243..				Metropolitan Casualty Insurance Company.....	RI.....	IA.....	Metropolitan Property and Casualty Insurance Company.....	Ownership.....	100.000	MetLife, Inc.....	.N.....	
0241	MetLife.....	25321..	23-1903575..				Metropolitan Direct Property and Casualty Insurance Company.....	RI.....	RE.....	Metropolitan Property and Casualty Insurance Company.....	Ownership.....	100.000	MetLife, Inc.....	.N.....	
0241	MetLife.....	22926..	36-1022580..				Economy Fire & Casualty Company.....	IL.....	IA.....	Metropolitan Property and Casualty Insurance Company.....	Ownership.....	100.000	MetLife, Inc.....	.N.....	
0241	MetLife.....	38067..	36-3027848..				Economy Preferred Insurance Company.....	IL.....	IA.....	Economy Fire & Casualty Company.....	Ownership.....	100.000	MetLife, Inc.....	.N.....	
0241	MetLife.....	40649..	36-3105737..				Economy Premier Assurance Company.....	IL.....	IA.....	Economy Fire & Casualty Company.....	Ownership.....	100.000	MetLife, Inc.....	.N.....	

97.5

SCHEDULE Y

PART 1A - DETAIL OF INSURANCE HOLDING COMPANY SYSTEM

1	2	3	4	5	6	7	8	9	10	11	12	13	14	15	16
Group Code	Group Name	NAIC Company Code	ID Number	Federal RSSD	CIK	Name of Securities Exchange if Publicly Traded (U.S. or International)	Names of Parent, Subsidiaries or Affiliates	Domiciliary Location	Relationship to Reporting Entity	Directly Controlled by (Name of Entity/Person)	Type of Control (Ownership Board, Management, Attorney-in-Fact, Influence, Other)	If Control is Ownership Provide Percentage	Ultimate Controlling Entity(ies)/Person(s)	Is an SCA Filing Required? (Y/N)	*
0241	MetLife.....	00000..	95-3003951..				MetLife Auto & Home Insurance Agency, Inc.....	RI.....	IA.....	Metropolitan Property and Casualty Insurance Company	Ownership.....	100.000	MetLife, Inc.....	Y	
0241	MetLife.....	34339..	13-2915260..				Metropolitan Group Property and Casualty Insurance Company	RI.....	IA.....	Metropolitan Property and Casualty Insurance Company	Ownership.....	100.000	MetLife, Inc.....	N	
0241	MetLife.....	00000..	05-0476998..				Metropolitan Lloyds, Inc.....	TX.....	NIA.....	Metropolitan Property and Casualty Insurance Company	Ownership.....	100.000	MetLife, Inc.....	Y	
0241	MetLife.....	13938..	75-2483187..				Metropolitan Lloyds Insurance Company of Texas	TX.....	IA.....	Metropolitan Lloyds, Inc.....	Attorney-in-fact.....		MetLife, Inc.....	N	
0241	MetLife.....	00000..					Sino-US United MetLife Insurance Co. Ltd.....	CHN.....	IA.....	Metropolitan Life Insurance Company.....	Ownership.....	50.000	MetLife, Inc.....	N	
0241	MetLife.....	00000..	13-4153151..				MetLife Canadian Property Ventures LLC.....	NY.....	NIA.....	Metropolitan Life Insurance Company.....	Ownership.....	100.000	MetLife, Inc.....	N	
0241	MetLife.....	00000..					MetLife Property Ventures Canada ULC.....	CAN.....	NIA.....	Metropolitan Life Insurance Company.....	Ownership.....	100.000	MetLife, Inc.....	N	
0241	MetLife.....	97136..	13-3114906..	3219773			Metropolitan Tower Life Insurance Company.....	NE.....	IA.....	MetLife, Inc.....	Ownership.....	100.000	MetLife, Inc.....	N	
0241	MetLife.....	00000..	38-4035918..				MetLife Assignment Company, Inc (DE).....	DE.....	NIA.....	Metropolitan Tower Life Insurance Company...	Ownership.....	100.000	MetLife, Inc.....	Y	
0241	MetLife.....	00000..					EntreCap Real Estate II, LLC.....	DE.....	NIA.....	Metropolitan Tower Life Insurance Company...	Ownership.....	100.000	MetLife, Inc.....	N	
0241	MetLife.....	00000..					PREFCO Dix-Huit LLC.....	CT.....	NIA.....	EntreCap Real Estate II, LLC.....	Ownership.....	100.000	MetLife, Inc.....	N	
0241	MetLife.....	00000..					PREFCO X Holdings LLC.....	CT.....	NIA.....	EntreCap Real Estate II, LLC.....	Ownership.....	100.000	MetLife, Inc.....	N	
0241	MetLife.....	00000..					PREFCO Ten Limited Partnership.....	CT.....	NIA.....	EntreCap Real Estate II, LLC.....	Ownership.....	99.900	MetLife, Inc.....	N	
0241	MetLife.....	00000..					PREFCO Ten Limited Partnership.....	CT.....	NIA.....	PREFCO X Holdings LLC.....	Ownership.....	0.100	MetLife, Inc.....	N	
0241	MetLife.....	00000..					PREFCO Vingt LLC.....	CT.....	NIA.....	EntreCap Real Estate II, LLC.....	Ownership.....	100.000	MetLife, Inc.....	N	
0241	MetLife.....	00000..					PREFCO Twenty Limited Partnership.....	CT.....	NIA.....	EntreCap Real Estate II, LLC.....	Ownership.....	99.000	MetLife, Inc.....	N	
0241	MetLife.....	00000..					PREFCO Twenty Limited Partnership.....	CT.....	NIA.....	PREFCO Vingt LLC.....	Ownership.....	1.000	MetLife, Inc.....	N	
0241	MetLife.....	00000..					Plaza Drive Properties, LLC.....	DE.....	NIA.....	Metropolitan Tower Life Insurance Company...	Ownership.....	100.000	MetLife, Inc.....	N	
0241	MetLife.....	00000..					MTL Leasing, LLC.....	DE.....	NIA.....	Metropolitan Tower Life Insurance Company...	Ownership.....	100.000	MetLife, Inc.....	N	
0241	MetLife.....	00000..					PREFCO IX Realty LLC.....	CT.....	NIA.....	MTL Leasing, LLC.....	Ownership.....	100.000	MetLife, Inc.....	N	
0241	MetLife.....	00000..					PREFCO XIV Holdings LLC.....	CT.....	NIA.....	MTL Leasing, LLC.....	Ownership.....	100.000	MetLife, Inc.....	N	
0241	MetLife.....	00000..					PREFCO Fourteen Limited Partnership.....	CT.....	NIA.....	MTL Leasing, LLC.....	Ownership.....	99.900	MetLife, Inc.....	N	
0241	MetLife.....	00000..					PREFCO Fourteen Limited Partnership.....	CT.....	NIA.....	PREFCO XIV Holdings LLC.....	Ownership.....	0.100	MetLife, Inc.....	N	
0241	MetLife.....	00000..					1320 Venture LLC.....	DE.....	NIA.....	MTL Leasing, LLC.....	Ownership.....	100.000	MetLife, Inc.....	N	
0241	MetLife.....	00000..	13-3114906..				1320 GP LLC.....	DE.....	NIA.....	MTL Leasing, LLC.....	Ownership.....	100.000	MetLife, Inc.....	N	
0241	MetLife.....	00000..	38-3846857..				1320 Owner LP.....	DE.....	NIA.....	1320 Venture LLC.....	Ownership.....	99.900	MetLife, Inc.....	N	
0241	MetLife.....	00000..	38-3846857..				1320 Owner LP.....	DE.....	NIA.....	1320 GP LLC.....	Ownership.....	0.100	MetLife, Inc.....	N	
0241	MetLife.....	00000..		3077272			MetLife Chile Inversiones Limitada.....	CHL.....	NIA.....	MetLife, Inc.....	Ownership.....	72.351	MetLife, Inc.....	N	
0241	MetLife.....	00000..		3077272			MetLife Chile Inversiones Limitada.....	CHL.....	NIA.....	Inversiones MetLife Holdco Dos Limitada.....	Ownership.....	2.767	MetLife, Inc.....	N	
0241	MetLife.....	00000..		3077272			MetLife Chile Inversiones Limitada.....	CHL.....	NIA.....	Natloportem Holdings, LLC.....	Ownership.....		MetLife, Inc.....	N	
0241	MetLife.....	00000..		3077272			MetLife Chile Inversiones Limitada.....	CHL.....	NIA.....	American Life Insurance Company.....	Ownership.....	24.882	MetLife, Inc.....	N	
0241	MetLife.....	00000..	82-2405817..				MetLife Investment Management Holdings, LLC	DE.....	NIA.....	MetLife, Inc.....	Ownership.....	100.000	MetLife, Inc.....	N	
0241	MetLife.....	00000..	20-8262386..				Logan Circle Partners, L.P.....	PA.....	NIA.....	MetLife Investment Management Holdings, LLC	Ownership.....	100.000	MetLife, Inc.....	N	
0241	MetLife.....	00000..	20-8262288..				Logan Circle Partners GP, LLC.....	PA.....	NIA.....	MetLife Investment Management Holdings, LLC	Ownership.....	100.000	MetLife, Inc.....	N	
0241	MetLife.....	00000..					MetLife Real Estate Lending Manager LLC.....	DE.....	NIA.....	MetLife Investment Management Holdings, LLC	Ownership.....	100.000	MetLife, Inc.....	N	
0241	MetLife.....	00000..					MetLife Real Estate Lending LLC.....	DE.....	NIA.....	MetLife Investment Management Holdings, LLC	Ownership.....	100.000	MetLife, Inc.....	N	

97.6

SCHEDULE Y

PART 1A - DETAIL OF INSURANCE HOLDING COMPANY SYSTEM

1	2	3	4	5	6	7	8	9	10	11	12	13	14	15	16
Group Code	Group Name	NAIC Company Code	ID Number	Federal RSSD	CIK	Name of Securities Exchange if Publicly Traded (U.S. or International)	Names of Parent, Subsidiaries or Affiliates	Domiciliary Location	Relationship to Reporting Entity	Directly Controlled by (Name of Entity/Person)	Type of Control (Ownership Board, Management, Attorney-in-Fact, Influence, Other)	If Control is Ownership Provide Percentage	Ultimate Controlling Entity(ies)/Person(s)	Is an SCA Filing Required? (Y/N)	*
0241	MetLife.....	00000..					ML Venture 1 Manager, S. de R.L. de C.V. (Mexico)	MEX.....	NIA.....	MetLife Investment Management Holdings, LLC	Ownership.....	99.900	MetLife, Inc.....	..N.....	
0241	MetLife.....	00000..					ML Venture 1 Manager, S. de R.L. de C.V. (Mexico)	MEX.....	NIA.....	MetLife Investment Management Holdings (Ireland) Limited	Ownership.....	0.100	MetLife, Inc.....	..N.....	
0241	MetLife.....	00000..	38-3853223..				Logan Circle Partners I LLC	PA.....	NIA.....	Logan Circle Partners, L.P.	Ownership.....	100.000	MetLife, Inc.....	..N.....	
0241	MetLife.....	00000..	26-0333595..				Logan Circle Partners Investment Management LLC	DE.....	NIA.....	Logan Circle Partners, L.P.	Ownership.....	100.000	MetLife, Inc.....	..N.....	
0241	MetLife.....	00000..	AA-2280000..	3179774			MetLife Chile Seguros de Vida S.A.	CHL.....	IA.....	MetLife Chile Inversiones Limitada.....	Ownership.....	99.997	MetLife, Inc.....	..N.....	
0241	MetLife.....	00000..	AA-2280000..	3179774			MetLife Chile Seguros de Vida S.A.	CHL.....	IA.....	International Technical and Advisory Services Limited (DE)	Ownership.....	0.003	MetLife, Inc.....	..N.....	
0241	MetLife.....	00000..					Inversiones MetLife Holdco Tres Limitada (Chile)	CHL.....	NIA.....	MetLife Chile Inversiones Limitada.....	Ownership.....	97.130	MetLife, Inc.....	..N.....	
0241	MetLife.....	00000..					Inversiones MetLife Holdco Tres Limitada (Chile)	CHL.....	NIA.....	Inversiones MetLife Holdco Dos Limitada.....	Ownership.....	2.870	MetLife, Inc.....	..N.....	
0241	MetLife.....	00000..					AFP Provida S.A. (Chile)	CHL.....	NIA.....	MetLife Chile Inversiones Limitada.....	Ownership.....	10.922	MetLife, Inc.....	..N.....	
0241	MetLife.....	00000..					AFP Provida S.A. (Chile)	CHL.....	NIA.....	Inversiones MetLife Holdco Tres Limitada.....	Ownership.....	42.382	MetLife, Inc.....	..N.....	
0241	MetLife.....	00000..					AFP Provida S.A. (Chile)	CHL.....	NIA.....	Inversiones MetLife Holdco Dos Limitada.....	Ownership.....	42.382	MetLife, Inc.....	..N.....	
0241	MetLife.....	00000..		4255282			MetLife Chile Administradora de Mutuos Hipotecarios S.A.	CHL.....	NIA.....	MetLife Chile Seguros de Vida S.A.	Ownership.....	99.900	MetLife, Inc.....	..N.....	
0241	MetLife.....	00000..		4255282			MetLife Chile Administradora de Mutuos Hipotecarios S.A.	CHL.....	NIA.....	MetLife Chile Inversiones Limitada.....	Ownership.....	0.100	MetLife, Inc.....	..N.....	
0241	MetLife.....	00000..					Provida Internacional S.A. (Chile)	CHL.....	NIA.....	AFP Provida S.A.	Ownership.....	99.990	MetLife, Inc.....	..N.....	
0241	MetLife.....	00000..					Provida Internacional S.A. (Chile)	CHL.....	NIA.....	MetLife Chile Inversiones Limitada.....	Ownership.....	0.010	MetLife, Inc.....	..N.....	
0241	MetLife.....	00000..					AFP Genesis Administradora de Fondos y Fidecomisos S.A. (Ecuador)	ECU.....	NIA.....	Provida Internacional S.A.	Ownership.....	99.900	MetLife, Inc.....	..N.....	
0241	MetLife.....	00000..					AFP Genesis Administradora de Fondos y Fidecomisos S.A. (Ecuador)	ECU.....	NIA.....	AFP Provida S.A.	Ownership.....	0.100	MetLife, Inc.....	..N.....	
0241	MetLife.....	00000..					MetLife Chile Seguros Generales S.A. (Chile)	CHL.....	IA.....	MetLife Chile Inversiones Limitada.....	Ownership.....	99.980	MetLife, Inc.....	..N.....	
0241	MetLife.....	00000..					MetLife Chile Seguros Generales S.A. (Chile)	CHL.....	IA.....	Inversiones MetLife Holdco Dos Limitada.....	Ownership.....	0.020	MetLife, Inc.....	..N.....	
0241	MetLife.....	00000..	52-1528581..	3921834	727303		SafeGuard Health Enterprises, Inc.	DE.....	NIA.....	MetLife, Inc.	Ownership.....	100.000	MetLife, Inc.....	..N.....	
0241	MetLife.....	14170..	33-0733552..				MetLife Health Plans, Inc.	NJ.....	NIA.....	SafeGuard Health Enterprises, Inc.	Ownership.....	100.000	MetLife, Inc.....	..N.....	
0241	MetLife.....	00000..	95-2879515..				SafeGuard Health Plans, Inc. (CA)	CA.....	NIA.....	SafeGuard Health Enterprises, Inc.	Ownership.....	100.000	MetLife, Inc.....	..N.....	
0241	MetLife.....	79014..	33-0515751..				SafeHealth Life Insurance Company	CA.....	NIA.....	SafeGuard Health Enterprises, Inc.	Ownership.....	100.000	MetLife, Inc.....	..N.....	
0241	MetLife.....	52009..	65-0073323..				SafeGuard Health Plans, Inc. (FL)	FL.....	NIA.....	SafeGuard Health Enterprises, Inc.	Ownership.....	100.000	MetLife, Inc.....	..N.....	
0241	MetLife.....	95051..	75-2046497..				SafeGuard Health Plans, Inc. (TX)	TX.....	NIA.....	SafeGuard Health Enterprises, Inc.	Ownership.....	100.000	MetLife, Inc.....	..N.....	
0241	MetLife.....	00000..	98-1099650..				MetLife Global Benefits, Ltd.	CYM.....	IA.....	MetLife, Inc.	Ownership.....	100.000	MetLife, Inc.....	..N.....	
0241	MetLife.....	00000..	36-3665871..	3165900			Cova Life Management Company	DE.....	NIA.....	MetLife, Inc.	Ownership.....	100.000	MetLife, Inc.....	..N.....	
0241	MetLife.....	00000..	20-5707084..	3817825			MetLife Services and Solutions, LLC	DE.....	NIA.....	MetLife Group, Inc.	Ownership.....	100.000	MetLife, Inc.....	..N.....	
0241	MetLife.....	00000..		3818523			MetLife Solutions Pte. Ltd.	SGP.....	NIA.....	MetLife Services and Solutions, LLC	Ownership.....	100.000	MetLife, Inc.....	..N.....	
0241	MetLife.....	00000..	98-0613376..	3818550			MetLife Global Operations Support Center Private Limited	IND.....	NIA.....	MetLife Solutions Pte. Ltd.	Ownership.....	100.000	MetLife, Inc.....	..N.....	
0241	MetLife.....	00000..	98-0613376..	3818550			MetLife Global Operations Support Center Private Limited	IND.....	NIA.....	Natiloportem Holdings, LLC	Ownership.....		MetLife, Inc.....	..N.....	
0241	MetLife.....	00000..		3818541			MetLife Services East Private Limited	IND.....	NIA.....	MetLife Solutions Pte. Ltd.	Ownership.....	99.990	MetLife, Inc.....	..N.....	
0241	MetLife.....	00000..		3818541			MetLife Services East Private Limited	IND.....	NIA.....	Natiloportem Holdings, LLC	Ownership.....	0.010	MetLife, Inc.....	..N.....	

97.7

SCHEDULE Y

PART 1A - DETAIL OF INSURANCE HOLDING COMPANY SYSTEM

1	2	3	4	5	6	7	8	9	10	11	12	13	14	15	16
Group Code	Group Name	NAIC Company Code	ID Number	Federal RSSD	CIK	Name of Securities Exchange if Publicly Traded (U.S. or International)	Names of Parent, Subsidiaries or Affiliates	Domiciliary Location	Relationship to Reporting Entity	Directly Controlled by (Name of Entity/Person)	Type of Control (Ownership Board, Management, Attorney-in-Fact, Influence, Other)	If Control is Ownership Provide Percentage	Ultimate Controlling Entity(ies)/Person(s)	Is an SCA Filing Required? (Y/N)	*
0241	MetLife.....	00000..	22-3805708..	3302488			Newbury Insurance Company, Limited.....	DE.....	IA.....	MetLife, Inc.....	Ownership.....	100.000	MetLife, Inc.....	..N.....	
0241	MetLife.....	00000..	13-3179826..	3219782			MetLife Digital Ventures, Inc.....	DE.....	NIA.....	MetLife, Inc.....	Ownership.....	100.000	MetLife, Inc.....	..N.....	
0241	MetLife.....	13626..	20-5819518..	3921870			MetLife Reinsurance Company of Charleston.....	SC.....	IA.....	MetLife, Inc.....	Ownership.....	100.000	MetLife, Inc.....	..N.....	
0241	MetLife.....	00000..	26-6122204..	4254959			MetLife Capital Trust IV.....	DE.....	NIA.....	MetLife, Inc.....	Ownership.....	100.000	MetLife, Inc.....	..N.....	
0241	MetLife.....	00000..	27-0858844..	4278786			MetLife Home Loans LLC.....	DE.....	NIA.....	MetLife, Inc.....	Ownership.....	100.000	MetLife, Inc.....	..N.....	
0241	MetLife.....	00000..	75-2417735..	2602211			Federal Flood Certification LLC.....	TX.....	NIA.....	MetLife, Inc.....	Ownership.....	100.000	MetLife, Inc.....	..N.....	
0241	MetLife.....	00000..	55-0790010..	3165807			MetLife Group, Inc.....	NY.....	NIA.....	MetLife, Inc.....	Ownership.....	100.000	MetLife, Inc.....	..N.....	
0241	MetLife.....	00000..	13-4075851..	3576355			MetLife Investment Advisors, LLC.....	DE.....	NIA.....	MetLife, Inc.....	Ownership.....	100.000	MetLife, Inc.....	..N.....	
0241	MetLife.....	00000..					MLIA SBAF Manager, LLC (DE).....	DE.....	NIA.....	MetLife Investment Advisors, LLC.....	Ownership.....	100.000	MetLife, Inc.....	..N.....	
0241	MetLife.....	00000..					MetLife Middle Market Private Debt GP, LLC (DE).....	DE.....	NIA.....	MetLife Investment Advisors, LLC.....	Ownership.....	100.000	MetLife, Inc.....	..N.....	
0241	MetLife.....	00000..					MetLife Middle Market Private Debt Fund, LP (DE).....	DE.....	NIA.....	MetLife Private Equity Holdings.....	Ownership.....	31.150	MetLife, Inc.....	..N.....	
0242	MetLife.....	00001..					MetLife Middle Market Private Debt Fund, LP (DE).....	DE.....	NIA.....	Metropolitan Life Insurance Company.....	Ownership.....	31.150	MetLife, Inc.....	..N.....	
0243	MetLife.....	00002..					MetLife Middle Market Private Debt Fund, LP (DE).....	DE.....	NIA.....	MetLife Middle Market Private Debt GP, LLC (DE).....	Ownership.....	0.350	MetLife, Inc.....	..N.....	
0241	MetLife.....	00000..					MetLife Middle Market Private Debt Parallel GP, LLC (DE).....	DE.....	NIA.....	MetLife Investment Advisors, LLC.....	Ownership.....	100.000	MetLife, Inc.....	..N.....	
0241	MetLife.....	00000..					MetLife Middle Market Private Debt Parallel Fund, LP(DE).....	CYM.....	NIA.....	MetLife Insurance K.K. (Japan).....	Ownership.....	100.000	MetLife, Inc.....	..N.....	
0241	MetLife.....	00000..					MLIA Manager I, LLC (DE).....	DE.....	NIA.....	MetLife Investment Advisors, LLC.....	Ownership.....	100.000	MetLife, Inc.....	..N.....	
0241	MetLife.....	00000..	20-4607161..				MetLife European Holdings, LLC.....	DE.....	NIA.....	MetLife, Inc.....	Ownership.....	100.000	MetLife, Inc.....	..N.....	
0241	MetLife.....	00000..					MetLife Core Property Fund GP, LLC.....	DE.....	NIA.....	MetLife Investment Advisors, LLC.....	Ownership.....	100.000	MetLife, Inc.....	..N.....	
0241	MetLife.....	00000..	80-0946518..				MetLife Core Property Fund, LP.....	DE.....	NIA.....	Metropolitan Life Insurance Company.....	Ownership.....	15.600	MetLife, Inc.....	..N.....	
0241	MetLife.....	00000..	80-0946518..				MetLife Core Property Fund, LP.....	DE.....	NIA.....	Metropolitan Life Insurance Company (on behalf of Sep Acct 746).....	Ownership.....	2.520	MetLife, Inc.....	..N.....	
0241	MetLife.....	00000..	80-0946518..				MetLife Core Property Fund, LP.....	DE.....	NIA.....	MetLife Insurance Company of Korea, Limited.....	Ownership.....	2.040	MetLife, Inc.....	..N.....	
0241	MetLife.....	00000..	80-0946518..				MetLife Core Property Fund, LP.....	DE.....	NIA.....	Metropolitan Tower Life Insurance Company... ..	Ownership.....	0.050	MetLife, Inc.....	..N.....	
0241	MetLife.....	00000..	80-0946518..				MetLife Core Property Fund, LP.....	DE.....	NIA.....	MetLife Insurance K.K. (Japan).....	Ownership.....	6.940	MetLife, Inc.....	..N.....	
0241	MetLife.....	00000..	80-0946518..				MetLife Core Property Fund, LP.....	DE.....	NIA.....	Metropolitan Property and Casualty Insurance Company.....	Ownership.....	1.760	MetLife, Inc.....	..N.....	
0241	MetLife.....	00000..	80-0947139..				MetLife Core Property REIT, LLC.....	DE.....	NIA.....	MetLife Core Property Fund, LP.....	Ownership.....	100.000	MetLife, Inc.....	..N.....	
0241	MetLife.....	00000..	46-3934926..				MetLife Core Property Holdings, LLC.....	DE.....	NIA.....	MetLife Core Property REIT, LLC.....	Ownership.....	100.000	MetLife, Inc.....	..N.....	
0241	MetLife.....	00000..					MCP Property Management LLC (DE).....	DE.....	NIA.....	MetLife Core Property Holdings, LLC.....	Ownership.....	100.000	MetLife, Inc.....	..N.....	
0241	MetLife.....	00000..					MCP Core Property TRS, LLC (DE).....	DE.....	NIA.....	MetLife Core Property Holdings, LLC.....	Ownership.....	100.000	MetLife, Inc.....	..N.....	
0241	MetLife.....	00000..	13-4075851..				MetLife Commercial Mortgage Income Fund GP, LLC.....	DE.....	NIA.....	MetLife Investment Advisors, LLC.....	Ownership.....	100.000	MetLife, Inc.....	..N.....	
0241	MetLife.....	00000..	47-2630137..				MetLife Commercial Mortgage Income Fund LP.....	DE.....	NIA.....	Metropolitan Life Insurance Company.....	Ownership.....	26.600	MetLife, Inc.....	..N.....	
0241	MetLife.....	00000..	47-2630137..				MetLife Commercial Mortgage Income Fund LP.....	DE.....	NIA.....	MetLife Insurance Company of Korea, Limited.....	Ownership.....	2.100	MetLife, Inc.....	..N.....	
0241	MetLife.....	00000..	47-2630137..				MetLife Commercial Mortgage Income Fund LP.....	DE.....	NIA.....	MetLife Limited.....	Ownership.....	2.700	MetLife, Inc.....	..N.....	
0241	MetLife.....	00000..	47-2630137..				MetLife Commercial Mortgage Income Fund LP.....	DE.....	NIA.....	Metropolitan Life Insurance Company of Hong Kong Limited.....	Ownership.....	0.030	MetLife, Inc.....	..N.....	

97.8

Metropolitan Direct Property and Casualty Insurance Company

SCHEDULE Y

PART 1A - DETAIL OF INSURANCE HOLDING COMPANY SYSTEM

1	2	3	4	5	6	7	8	9	10	11	12	13	14	15	16
Group Code	Group Name	NAIC Company Code	ID Number	Federal RSSD	CIK	Name of Securities Exchange if Publicly Traded (U.S. or International)	Names of Parent, Subsidiaries or Affiliates	Domiciliary Location	Relationship to Reporting Entity	Directly Controlled by (Name of Entity/Person)	Type of Control (Ownership Board, Management, Attorney-in-Fact, Influence, Other)	If Control is Ownership Provide Percentage	Ultimate Controlling Entity(ies)/Person(s)	Is an SCA Filing Required? (Y/N)	*
0241	MetLife.....	00000..	47-2630137..				MetLife Commercial Mortgage Income Fund LP	DE.....	NIA.....	Metropolitan Tower Life Insurance Company... MetLife Commercial Mortgage Income Fund, LP	Ownership.....	2.700	MetLife, Inc.....	.N.....	
0241	MetLife.....	00000..	47-2688528..				MetLife Commercial Mortgage REIT, LLC.....	DE.....	NIA.....	MetLife Commercial Mortgage REIT, LLC.....	Ownership.....	100.000	MetLife, Inc.....	.N.....	
0241	MetLife.....	00000..	47-2703778..				MetLife Commercial Mortgage Originator, LLC..	DE.....	NIA.....	MetLife Commercial Mortgage Originator, LLC.....	Ownership.....	100.000	MetLife, Inc.....	.N.....	
0241	MetLife.....	00000..	47-5495603..				MCMIF Holdco I, LLC.....	DE.....	NIA.....	MetLife Commercial Mortgage Originator, LLC	Ownership.....	100.000	MetLife, Inc.....	.N.....	
0241	MetLife.....	00000..					MCMIF Holdco II, LLC.....	DE.....	NIA.....	MetLife Commercial Mortgage Originator, LLC	Ownership.....	100.000	MetLife, Inc.....	.N.....	
0241	MetLife.....	00000..					MetLife International PE Fund I, LP.....	CYM.....	NIA.....	MetLife Insurance K.K. (Japan).....	Ownership.....	92.593	MetLife, Inc.....	.N.....	
0241	MetLife.....	00000..					MetLife International PE Fund I, LP.....	CYM.....	NIA.....	Metropolitan Life Insurance Company of Hong Kong Limited	Ownership.....	0.576	MetLife, Inc.....	.N.....	
0241	MetLife.....	00000..					MetLife International PE Fund I, LP.....	CYM.....	NIA.....	MetLife Limited (Hong Kong).....	Ownership.....	2.716	MetLife, Inc.....	.N.....	
0241	MetLife.....	00000..					MetLife International PE Fund I, LP.....	CYM.....	NIA.....	MetLife Mexico S.A.....	Ownership.....	4.115	MetLife, Inc.....	.N.....	
0241	MetLife.....	00000..					MetLife Alternatives GP, LLC.....	DE.....	NIA.....	MetLife Investment Advisors, LLC.....	Ownership.....	100.000	MetLife, Inc.....	.N.....	
0241	MetLife.....	00000..	98-1150291..				MetLife International HF Partners, LP.....	CYM.....	NIA.....	MetLife Insurance K.K. (Japan).....	Ownership.....	88.220	MetLife, Inc.....	.N.....	
0241	MetLife.....	00000..	98-1150291..				MetLife International HF Partners, LP.....	CYM.....	NIA.....	MetLife Insurance Company of Korea, Limited	Ownership.....	9.470	MetLife, Inc.....	.N.....	
0241	MetLife.....	00000..	98-1150291..				MetLife International HF Partners, LP.....	CYM.....	NIA.....	MetLife Limited (Hong Kong).....	Ownership.....	2.290	MetLife, Inc.....	.N.....	
0241	MetLife.....	00000..	98-1150291..				MetLife International HF Partners, LP.....	CYM.....	NIA.....	MetLife Alternatives GP, LLC.....	Ownership.....	0.020	MetLife, Inc.....	.N.....	
0241	MetLife.....	00000..	98-1162663..				MetLife International PE Fund II, LP.....	CYM.....	NIA.....	MetLife Insurance K.K. (Japan).....	Ownership.....	94.540	MetLife, Inc.....	.N.....	
0241	MetLife.....	00000..	98-1162663..				MetLife International PE Fund II, LP.....	CYM.....	NIA.....	MetLife Limited (Hong Kong).....	Ownership.....	2.770	MetLife, Inc.....	.N.....	
0241	MetLife.....	00000..	98-1162663..				MetLife International PE Fund II, LP.....	CYM.....	NIA.....	MetLife Mexico S.A.....	Ownership.....	2.100	MetLife, Inc.....	.N.....	
0241	MetLife.....	00000..	98-1162663..				MetLife International PE Fund II, LP.....	CYM.....	NIA.....	Metropolitan Life Insurance Company of Hong Kong Limited	Ownership.....	0.590	MetLife, Inc.....	.N.....	
0241	MetLife.....	00000..	98-1226825..				MetLife International PE Fund III, LP.....	CYM.....	NIA.....	MetLife Insurance K.K. (Japan).....	Ownership.....	88.930	MetLife, Inc.....	.N.....	
0241	MetLife.....	00000..	98-1226825..				MetLife International PE Fund III, LP.....	CYM.....	NIA.....	MetLife Insurance Company of Korea, Limited	Ownership.....	7.910	MetLife, Inc.....	.N.....	
0241	MetLife.....	00000..	98-1226825..				MetLife International PE Fund III, LP.....	CYM.....	NIA.....	Metropolitan Life Insurance Company of Hong Kong Limited	Ownership.....	0.550	MetLife, Inc.....	.N.....	
0241	MetLife.....	00000..	98-1226825..				MetLife International PE Fund III, LP.....	CYM.....	NIA.....	MetLife Limited (Hong Kong).....	Ownership.....	2.610	MetLife, Inc.....	.N.....	
0241	MetLife.....	00000..	98-1277596..				MetLife International PE Fund IV, LP.....	CYM.....	NIA.....	MetLife Insurance K.K. (Japan).....	Ownership.....	94.700	MetLife, Inc.....	.N.....	
0241	MetLife.....	00000..	98-1277596..				MetLife International PE Fund IV, LP.....	CYM.....	NIA.....	MetLife Insurance Company of Korea, Limited	Ownership.....	3.790	MetLife, Inc.....	.N.....	
0241	MetLife.....	00000..	98-1277596..				MetLife International PE Fund IV, LP.....	CYM.....	NIA.....	MetLife Limited (Hong Kong).....	Ownership.....	1.510	MetLife, Inc.....	.N.....	
0241	MetLife.....	00000..					MetLife International PE Fund V, LP.....	CYM.....	NIA.....	MetLife Insurance K.K. (Japan).....	Ownership.....	81.699	MetLife, Inc.....	.N.....	
0241	MetLife.....	00000..					MetLife International PE Fund V, LP.....	CYM.....	NIA.....	MetLife Insurance Company of Korea, Limited	Ownership.....	3.268	MetLife, Inc.....	.N.....	
0241	MetLife.....	00000..					MetLife International PE Fund V, LP.....	CYM.....	NIA.....	MetLife Limited (Hong Kong).....	Ownership.....	15.033	MetLife, Inc.....	.N.....	
0241	MetLife.....	00000..					MetLife International PE Fund VI, LP.....	CYM.....	NIA.....	MetLife Insurance K.K. (Japan).....	Ownership.....	76.323	MetLife, Inc.....	.N.....	
0241	MetLife.....	00000..					MetLife International PE Fund VI, LP.....	CYM.....	NIA.....	MetLife Insurance Company of Korea, Limited	Ownership.....	3.469	MetLife, Inc.....	.N.....	
0241	MetLife.....	00000..					MetLife International PE Fund VI, LP.....	CYM.....	NIA.....	MetLife Limited (Hong Kong).....	Ownership.....	20.208	MetLife, Inc.....	.N.....	
0241	MetLife.....	00000..					MetLife Loan Asset Management, LLC.....	DE.....	NIA.....	MetLife Investment Advisors, LLC.....	Ownership.....	100.000	MetLife, Inc.....	.N.....	
0241	MetLife.....	00000..	46-4140926..				MIM Property Management, LLC.....	DE.....	NIA.....	MetLife Investment Advisors, LLC.....	Ownership.....	100.000	MetLife, Inc.....	.N.....	
0241	MetLife.....	00000..					MIM Property Management of Georgia 1, LLC..	DE.....	NIA.....	MIM Property Management, LLC.....	Ownership.....	100.000	MetLife, Inc.....	.N.....	
0241	MetLife.....	13092..	26-1511401..	4300892			MetLife Reinsurance Company of Vermont.....	VT.....	IA.....	MetLife, Inc.....	Ownership.....	100.000	MetLife, Inc.....	.N.....	
0241	MetLife.....	62634..	51-0104167..	4255107			Delaware American Life Insurance Company....	DE.....	IA.....	MetLife, Inc.....	Ownership.....	100.000	MetLife, Inc.....	.N.....	
0241	MetLife.....	00000..	27-1206753..				MetLife Consumer Services, Inc.....	DE.....	NIA.....	MetLife, Inc.....	Ownership.....	100.000	MetLife, Inc.....	.N.....	
0241	MetLife.....	00000..	81-2253384..				MetLife Insurance Brokerage, Inc.....	NY.....	NIA.....	MetLife, Inc.....	Ownership.....	100.000	MetLife, Inc.....	.N.....	
0241	MetLife.....	60690..	98-0000065..	4247326			American Life Insurance Company.....	DE.....	IA.....	MetLife, Inc.....	Ownership.....	100.000	MetLife, Inc.....	.N.....	
0241	MetLife.....	00000..	AA-1580066..				MetLife Insurance K.K. (Japan).....	JPN.....	IA.....	American Life Insurance Company.....	Ownership.....	100.000	MetLife, Inc.....	.N.....	

97.9

SCHEDULE Y

PART 1A - DETAIL OF INSURANCE HOLDING COMPANY SYSTEM

1	2	3	4	5	6	7	8	9	10	11	12	13	14	15	16
Group Code	Group Name	NAIC Company Code	ID Number	Federal RSSD	CIK	Name of Securities Exchange if Publicly Traded (U.S. or International)	Names of Parent, Subsidiaries or Affiliates	Domiciliary Location	Relationship to Reporting Entity	Directly Controlled by (Name of Entity/Person)	Type of Control (Ownership Board, Management, Attorney-in-Fact, Influence, Other)	If Control is Ownership Provide Percentage	Ultimate Controlling Entity(ies)/Person(s)	Is an SCA Filing Required? (Y/N)	*
0241	MetLife.....	00000...		4255330			Communication One Kabushiki Kaisha (Japan).	JPN.....	NIA.....	MetLife Insurance K.K. (Japan).....	Ownership.....	100.000	MetLife, Inc.....	N.....	
0241	MetLife.....	00000...		4250018			MetLife Life Insurance Company (Egypt).....	EGY.....	IA.....	MetLife Global Holding Company I GmbH (Swiss)	Ownership.....	84.125	MetLife, Inc.....	N.....	
0241	MetLife.....	00000...	AA-1860015.				MetLife Emeklilik ve Hayat A.S. (Turkey).....	TUR.....	IA.....	MetLife Global Holding Company II GmbH (Swiss)	Ownership.....	99.980	MetLife, Inc.....	N.....	
0241	MetLife.....	00000...					MetLife Life Insurance S.A. (Greece).....	GRC.....	IA.....	MetLife EU Holding Company Limited (Ireland)	Ownership.....	100.000	MetLife, Inc.....	N.....	
0241	MetLife.....	00000...		4255349			MetLife Mutual Fund Company (Greece).....	GRC.....	NIA.....	MetLife Life Insurance Company S.A.....	Ownership.....	90.000	MetLife, Inc.....	N.....	
0241	MetLife.....	00000...		4304032			International Investment Holding Company Limited (Russia)	RUS.....	NIA.....	American Life Insurance Company	Ownership.....	100.000	MetLife, Inc.....	N.....	
0241	MetLife.....	00000...					MetLife American International Group and Arab National Bank Cooperative Insurance Company	SAU.....	IA.....	American Life Insurance Company	Ownership.....	30.000	MetLife, Inc.....	N.....	
0241	MetLife.....	00000...		4250072			PJSC MetLife (Ukraine).....	UKR.....	IA.....	MetLife Global Holding Company II GmbH (Swiss)	Ownership.....	99.999	MetLife, Inc.....	N.....	
0241	MetLife.....	00000...		4250072			PJSC MetLife (Ukraine).....	UKR.....	IA.....	International Technical and Advisory Services Limited (DE)	Ownership.....	0.001	MetLife, Inc.....	N.....	
0241	MetLife.....	00000...		4250072			PJSC MetLife (Ukraine).....	UKR.....	IA.....	Borderland Investments Limited (DE).....	Ownership.....	0.001	MetLife, Inc.....	N.....	
0241	MetLife.....	00000...					MetLife Innovation Centre Limited.....	IRL.....	NIA.....	MetLife Global Holding Company II GmbH (Swiss)	Ownership.....	99.999	MetLife, Inc.....	N.....	
0241	MetLife.....	00000...	51-0205283..				International Technical and Advisory Services Limited	DE.....	NIA.....	American Life Insurance Company	Ownership.....	100.000	MetLife, Inc.....	Y.....	
0241	MetLife.....	00000...	02-0649743..				Borderland Investments Limited (USA-Delaware)	DE.....	NIA.....	American Life Insurance Company	Ownership.....	100.000	MetLife, Inc.....	Y.....	
0241	MetLife.....	00000...					ALICO Hellas Single Member Limited Liability Company (Greece)	GRC.....	NIA.....	Borderland Investments Limited (DE).....	Ownership.....	100.000	MetLife, Inc.....	N.....	
0241	MetLife.....	00000...					MetLife Asset Management Corp. (Japan).....	JPN.....	NIA.....	ALICO Operations, LLC (DE).....	Ownership.....	100.000	MetLife, Inc.....	N.....	
0241	MetLife.....	00000...		4249311			MetLife Mas, S.A. de C.V (Mexico).....	MEX.....	IA.....	MetLife International Holdings, LLC.....	Ownership.....	100.000	MetLife, Inc.....	N.....	
0241	MetLife.....	00000...		4249311			MetLife Mas, S.A. de C.V (Mexico).....	MEX.....	IA.....	International Technical and Advisory Services Limited (DE)	Ownership.....		MetLife, Inc.....	N.....	
0241	MetLife.....	00000...		4251293			MetLife Seguros S.A. (Uruguay).....	URY.....	IA.....	ALICO Operations, LLC (DE).....	Ownership.....	100.000	MetLife, Inc.....	N.....	
0241	MetLife.....	00000...					MetLife Colombia Seguros de Vida S.A. (Columbia)	COL.....	IA.....	MetLife Global Holding Company II GmbH (Swiss)	Ownership.....	90.000	MetLife, Inc.....	N.....	
0241	MetLife.....	00000...					MetLife Colombia Seguros de Vida S.A. (Columbia)	COL.....	IA.....	MetLife Global Holding Company I GmbH (Swiss)	Ownership.....	10.000	MetLife, Inc.....	N.....	
0241	MetLife.....	00000...					MetLife Colombia Seguros de Vida S.A. (Columbia)	COL.....	IA.....	International Technical and Advisory Services Limited (DE)	Ownership.....		MetLife, Inc.....	N.....	
0241	MetLife.....	00000...					MetLife Colombia Seguros de Vida S.A. (Columbia)	COL.....	IA.....	Borderland Investments Limited (DE).....	Ownership.....		MetLife, Inc.....	N.....	
0241	MetLife.....	00000...					MetLife Colombia Seguros de Vida S.A. (Columbia)	COL.....	IA.....	Natloportem Holdings, LLC.....	Ownership.....		MetLife, Inc.....	N.....	
0241	MetLife.....	00000...		4254445			MetLife Latin America Asesorias e Inversiones Limitada (Chile)	CHL.....	NIA.....	MetLife Investment Management Holdings (Ireland) Limited	Ownership.....	99.990	MetLife, Inc.....	N.....	
0241	MetLife.....	00000...		4254445			MetLife Latin America Asesorias e Inversiones Limitada (Chile)	CHL.....	NIA.....	MetLife Global Holding Company II GmbH (Swiss)	Ownership.....	0.010	MetLife, Inc.....	N.....	
0241	MetLife.....	00000...		4275534			MetLife Investments Asia Limited (Hong Kong).	HKG.....	NIA.....	MetLife Investment Management Holdings (Ireland) Limited	Ownership.....	100.000	MetLife, Inc.....	N.....	

97.10

SCHEDULE Y

PART 1A - DETAIL OF INSURANCE HOLDING COMPANY SYSTEM

1	2	3	4	5	6	7	8	9	10	11	12	13	14	15	16
Group Code	Group Name	NAIC Company Code	ID Number	Federal RSSD	CIK	Name of Securities Exchange if Publicly Traded (U.S. or International)	Names of Parent, Subsidiaries or Affiliates	Domiciliary Location	Relationship to Reporting Entity	Directly Controlled by (Name of Entity/Person)	Type of Control (Ownership Board, Management, Attorney-in-Fact, Influence, Other)	If Control is Ownership Provide Percentage	Ultimate Controlling Entity(ies)/Person(s)	Is an SCA Filing Required? (Y/N)	*
0241	MetLife.....	00000..		4254427			MetLife Investments Limited (UK).....	GBR.....	NIA.....	MetLife Investment Management Holdings (Ireland) Limited	Ownership.....	99.900	MetLife, Inc.....	..N.....	
0241	MetLife.....	00000..		4254427			MetLife Investments Limited (UK).....	GBR.....	NIA.....	MetLife Global Holding Company II GmbH (Swiss)	Ownership.....	0.100	MetLife, Inc.....	..N.....	
0241	MetLife.....	00000..					MetLife Global Infrastructure LUX GP, S.a.r.l. (Luxembourg)	LUX.....	NIA.....	MetLife Investment Management Holdings (Ireland) Limited	Ownership.....	100.000	MetLife, Inc.....	..N.....	
0241	MetLife.....	00000..	13-3912049..				ALICO Properties, Inc. (USA-Delaware).....	DE.....	NIA.....	American Life Insurance Company	Ownership.....	51.000	MetLife, Inc.....	..Y.....	
0241	MetLife.....	00000..	13-3919049..				Global Properties, Inc. (USA-Delaware).....	DE.....	NIA.....	ALICO Properties, Inc.....	Ownership.....	100.000	MetLife, Inc.....	..N.....	
0241	MetLife.....	00000..					MetLife Global Holding Company I GmbH (Swiss)	CHE.....	NIA.....	American Life Insurance Company.....	Ownership.....	100.000	MetLife, Inc.....	..N.....	
0241	MetLife.....	00000..					MetLife Global Holding Company II GmbH (Swiss)	CHE.....	NIA.....	MetLife Global Holding Company I GmbH (Swiss)	Ownership.....	100.000	MetLife, Inc.....	..N.....	
0241	MetLife.....	00000..					MetLife Investment Management Holdings (Ireland) Limited	IRL.....	NIA.....	MetLife Global Holding Company II GmbH (Swiss)	Ownership.....	100.000	MetLife, Inc.....	..N.....	
0241	MetLife.....	00000..					MetLife Syndicated Bank Loan Lux GP, S.à.r.l.	LUX.....	NIA.....	MetLife Investment Management Holdings (Ireland) Limited	Ownership.....	100.000	MetLife, Inc.....	..N.....	
0241	MetLife.....	00000..	98-1372544..				MetLife BL Feeder (Cayman), LP.....	CYM.....	NIA.....	MetLife Limited (Hong Kong).....	Ownership.....	3.140	MetLife, Inc.....	..N.....	
0241	MetLife.....	00000..	98-1372544..				MetLife BL Feeder (Cayman), LP.....	CYM.....	NIA.....	MetLife Insurance K.K. (Japan).....	Ownership.....	93.720	MetLife, Inc.....	..N.....	
0241	MetLife.....	00000..	98-1372544..				MetLife BL Feeder (Cayman), LP.....	CYM.....	NIA.....	MetLife Insurance Company of Korea, Limited	Ownership.....	3.140	MetLife, Inc.....	..N.....	
0241	MetLife.....	00000..	82-3255634..				MetLife BL Feeder , LP.....	DE.....	NIA.....	Metropolitan Life Insurance Company.....	Ownership.....	49.260	MetLife, Inc.....	..N.....	
0241	MetLife.....	00000..	98-1372721..				MetLife Syndicated Bank Loan Fund, SCSp (Luxembourg)	LUX.....	NIA.....	MetLife Syndicated Bank Loan Lux GP, S.à.r.l.	Management.....		MetLife, Inc.....	..N.....	
0241	MetLife.....	00000..	30-0615846..				ALICO Operations, LLC (DE).....	DE.....	NIA.....	MetLife Global Holding Company II GmbH (Swiss)	Ownership.....	100.000	MetLife, Inc.....	..N.....	
0241	MetLife.....	00000..					MetLife EU Holding Company Limited (Ireland)	IRL.....	NIA.....	MetLife Global Holding Company II GmbH (Swiss)	Ownership.....	100.000	MetLife, Inc.....	..N.....	
0241	MetLife.....	00000..	98-0552186..	4249302			ALICO European Holding Limited (Ireland).....	IRL.....	NIA.....	MetLife Global Holding Company II GmbH (Swiss)	Ownership.....	100.000	MetLife, Inc.....	..N.....	
0241	MetLife.....	00000..	AA-1780108.				MetLife Europe d.a.c.	IRL.....	IA.....	MetLife EU Holding Company Limited (Ireland)	Ownership.....	100.000	MetLife, Inc.....	..N.....	
0241	MetLife.....	00000..					MetLife Services EOOD (Bulgaria)	BGR.....	NIA.....	MetLife EU Holding Company Limited (Ireland)	Ownership.....	100.000	MetLife, Inc.....	..N.....	
0241	MetLife.....	00000..					MetLife Pension Trustees Limited (UK).....	GBR.....	IA.....	MetLife Europe d.a.c.	Ownership.....	100.000	MetLife, Inc.....	..N.....	
0241	MetLife.....	00000..		4255367			First American-Hungarian Insurance Agency Limited (Hungary)	HUN.....	IA.....	MetLife EU Holding Company Limited (Ireland)	Ownership.....	100.000	MetLife, Inc.....	..N.....	
0241	MetLife.....	00000..		4258407			MetLife Solutions S.A.S. (France).....	FRA.....	NIA.....	MetLife EU Holding Company Limited (Ireland)	Ownership.....	100.000	MetLife, Inc.....	..N.....	
0241	MetLife.....	00000..					MetLife Asia Holding Company Pte. Ltd.	SGP.....	NIA.....	MetLife Global Holding Company II GmbH (Swiss)	Ownership.....	100.000	MetLife, Inc.....	..N.....	
0241	MetLife.....	00000..					MetLife Innovation Centre Pte. Ltd	SGP.....	NIA.....	MetLife Asia Holding Company Pte. Ltd	Ownership.....	100.000	MetLife, Inc.....	..N.....	
0241	MetLife.....	00000..					LumenLab Malaysia Sdn. Bhd. (Malaysia).....	MYS.....	NIA.....	MetLife Innovation Centre Pte. Ltd	Ownership.....	100.000	MetLife, Inc.....	..N.....	
0241	MetLife.....	00000..					MetLife Reinsurance Company of Bermuda Ltd.	BMU.....	IA.....	MetLife Global Holding Company II GmbH (Swiss)	Ownership.....	100.000	MetLife, Inc.....	..N.....	
0241	MetLife.....	00000..					MetLife Investment Management Limited (UK)..	GBR.....	NIA.....	MetLife Global Holding Company II GmbH (Swiss)	Ownership.....	100.000	MetLife, Inc.....	..N.....	

97.11

SCHEDULE Y

PART 1A - DETAIL OF INSURANCE HOLDING COMPANY SYSTEM

1	2	3	4	5	6	7	8	9	10	11	12	13	14	15	16
Group Code	Group Name	NAIC Company Code	ID Number	Federal RSSD	CIK	Name of Securities Exchange if Publicly Traded (U.S. or International)	Names of Parent, Subsidiaries or Affiliates	Domiciliary Location	Relationship to Reporting Entity	Directly Controlled by (Name of Entity/Person)	Type of Control (Ownership Board, Management, Attorney-in-Fact, Influence, Other)	If Control is Ownership Provide Percentage	Ultimate Controlling Entity(ies)/Person(s)	Is an SCA Filing Required? (Y/N)	*
0241	MetLife.....	00000.....		4255246			Metropolitan Life Societate de Administrare a unui Fond de Pensii Administrat Privat S.A. (Romania)	ROU.....	IA.....	MetLife EU Holding Company Limited (Ireland)	Ownership.....	99.984	MetLife, Inc.....	N.....	
0241	MetLife.....	00000.....		4255246			Metropolitan Life Societate de Administrare a unui Fond de Pensii Administrat Privat S.A. (Romania)	ROU.....	IA.....	MetLife Services Sp. z o.o.....	Ownership.....	0.016	MetLife, Inc.....	N.....	
0241	MetLife.....	00000.....		4249469			Closed Joint-stock Company Master-D (Russia)	RUS.....	NIA.....	ALICO European Holding Limited (Ireland).....	Ownership.....	100.000	MetLife, Inc.....	N.....	
0241	MetLife.....	00000.....		4249991			Joint-Stock Company MetLife Insurance Company (Russia)	RUS.....	IA.....	MetLife Global Holding Company II GmbH (Swiss)	Ownership.....	49.000	MetLife, Inc.....	N.....	
0241	MetLife.....	00000.....		4249991			Joint-Stock Company MetLife Insurance Company (Russia)	RUS.....	IA.....	Closed Joint-stock Company Master-D (Russia)	Ownership.....	51.000	MetLife, Inc.....	N.....	
0241	MetLife.....	00000.....		4255198			MetLife Slovakia s.r.o.....	SVK.....	NIA.....	MetLife EU Holding Company Limited (Ireland)	Ownership.....	99.956	MetLife, Inc.....	N.....	
0241	MetLife.....	00000.....		4255198			MetLife Slovakia s.r.o.....	SVK.....	NIA.....	International Technical and Advisory Services Limited (DE)	Ownership.....	0.044	MetLife, Inc.....	N.....	
0241	MetLife.....	00000.....					MetLife Services Cyprus Ltd.....	CYP.....	NIA.....	MetLife EU Holding Company Limited (Ireland)	Ownership.....	100.000	MetLife, Inc.....	N.....	
0241	MetLife.....	00000.....					Hellenic Alico Life Insurance Company Ltd. (Cyprus)	CYP.....	IA.....	MetLife Services Cyprus Ltd.....	Ownership.....	27.500	MetLife, Inc.....	N.....	
0241	MetLife.....	00000.....		4247335			MetLife Towarzystwo Ubezpieczen na Zycie i Reasekuracji S.A.	POL.....	IA.....	MetLife EU Holding Company Limited (Ireland)	Ownership.....	100.000	MetLife, Inc.....	N.....	
0241	MetLife.....	00000.....		4255264			MetLife Services Sp. z o.o.....	POL.....	NIA.....	MetLife Towarzystwo Ubezpieczen na Zycie i Reasekuracji S.A.	Ownership.....	100.000	MetLife, Inc.....	N.....	
0241	MetLife.....	00000.....		4251154			MetLife Powszechno Towarzystwo Emerytalne (Poland)	POL.....	IA.....	MetLife Towarzystwo Ubezpieczen na Zycie i Reasekuracji S.A.	Ownership.....	100.000	MetLife, Inc.....	N.....	
0241	MetLife.....	00000.....	AA-9640009.	4255255			MetLife Towarzystwo Funduszy Inwestycyjnych S.A.	POL.....	NIA.....	MetLife Towarzystwo Ubezpieczen na Zycie i Reasekuracji S.A.	Ownership.....	100.000	MetLife, Inc.....	N.....	
0241	MetLife.....	00000.....		4258331			Agenvita S.r.l. (Italy).....	ITA.....	IA.....	MetLife EU Holding Company Limited (Ireland)	Ownership.....	100.000	MetLife, Inc.....	N.....	
0241	MetLife.....	00000.....					MetLife Services, Sociedad Limitada (Spain).....	ESP.....	NIA.....	MetLife EU Holding Company Limited (Ireland)	Ownership.....	100.000	MetLife, Inc.....	N.....	
0241	MetLife.....	00000.....					MetLife Europe Insurance d.a.c.....	IRL.....	IA.....	MetLife EU Holding Company Limited (Ireland)	Ownership.....	100.000	MetLife, Inc.....	N.....	
0241	MetLife.....	00000.....		4189864			MetLife Europe Services Limited (Ireland).....	IRL.....	NIA.....	MetLife EU Holding Company Limited (Ireland)	Ownership.....	100.000	MetLife, Inc.....	N.....	
0241	MetLife.....	00000.....	95-3947585..	3166064			MetLife Investors Group, LLC.....	DE.....	NIA.....	MetLife, Inc.....	Ownership.....	100.000	MetLife, Inc.....	N.....	
0241	MetLife.....	00000.....	43-1906210..	3373563	1130412		MetLife Investments Securities LLC (DE).....	DE.....	NIA.....	MetLife Investors Group, LLC.....	Ownership.....	100.000	MetLife, Inc.....	N.....	
0241	MetLife.....	00000.....	43-1906210..				MetLife Investors Distribution Company.....	MO.....	NIA.....	MetLife Investors Group, LLC.....	Ownership.....	100.000	MetLife, Inc.....	N.....	
0241	MetLife.....	00000.....		4255264			MetLife Services Sp. z o.o.....	POL.....	NIA.....	MetLife Towarzystwo Ubezpieczen na Zycie i Reasekuracji S.A.	Ownership.....	100.000	MetLife, Inc.....	N.....	
0241	MetLife.....	00000.....		4251154			MetLife Powszechno Towarzystwo Emerytalne (Poland)	POL.....	IA.....	MetLife Towarzystwo Ubezpieczen na Zycie i Reasekuracji S.A.	Ownership.....	100.000	MetLife, Inc.....	N.....	
0241	MetLife.....	00000.....	AA-9640009.	4255255			MetLife Towarzystwo Funduszy Inwestycyjnych S.A.	POL.....	NIA.....	MetLife Towarzystwo Ubezpieczen na Zycie i Reasekuracji S.A.	Ownership.....	100.000	MetLife, Inc.....	N.....	
0241	MetLife.....	00000.....		4258331			Agenvita S.r.l. (Italy).....	ITA.....	IA.....	MetLife EU Holding Company Limited (Ireland)	Ownership.....	100.000	MetLife, Inc.....	N.....	

97.12

SCHEDULE Y

PART 1A - DETAIL OF INSURANCE HOLDING COMPANY SYSTEM

1	2	3	4	5	6	7	8	9	10	11	12	13	14	15	16
Group Code	Group Name	NAIC Company Code	ID Number	Federal RSSD	CIK	Name of Securities Exchange if Publicly Traded (U.S. or International)	Names of Parent, Subsidiaries or Affiliates	Domiciliary Location	Relationship to Reporting Entity	Directly Controlled by (Name of Entity/Person)	Type of Control (Ownership Board, Management, Attorney-in-Fact, Influence, Other)	If Control is Ownership Provide Percentage	Ultimate Controlling Entity(ies)/Person(s)	Is an SCA Filing Required? (Y/N)	*
0241	MetLife.....	00000..					MetLife Services, Sociedad Limitada (Spain).....	ESP.....	NIA.....	MetLife EU Holding Company Limited (Ireland)	Ownership.....	...100.000	MetLife, Inc.....	...N.....	
0241	MetLife.....	00000..					MetLife Europe Insurance d.a.c.....	IRL.....	IA.....	MetLife EU Holding Company Limited (Ireland)	Ownership.....	...100.000	MetLife, Inc.....	...N.....	
0241	MetLife.....	00000..		...4189864			MetLife Europe Services Limited (Ireland).....	IRL.....	NIA.....	MetLife EU Holding Company Limited (Ireland)	Ownership.....	...100.000	MetLife, Inc.....	...N.....	
0241	MetLife.....	00000..	95-3947585..	...3166064			MetLife Investors Group, LLC.....	DE.....	NIA.....	MetLife, Inc.....	Ownership.....	...100.000	MetLife, Inc.....	...N.....	
0241	MetLife.....	00000..	43-1906210..	...3373563	...1130412		MetLife Investments Securities LLC (DE).....	DE.....	NIA.....	MetLife Investors Group, LLC.....	Ownership.....	...100.000	MetLife, Inc.....	...N.....	
0241	MetLife.....	00000..	43-1906210..				MetLife Investors Distribution Company.....	MO.....	NIA.....	MetLife Investors Group, LLC.....	Ownership.....	...100.000	MetLife, Inc.....	...N.....	

Metropolitan Direct Property and Casualty Insurance Company

SCHEDULE Y

PART 2 - SUMMARY OF INSURER'S TRANSACTIONS WITH ANY AFFILIATES

1	2	3	4	5	6	7	8	9	10	11	12	13
NAIC Company Code	ID Number	Names of Insurers and Parent, Subsidiaries or Affiliates	Shareholder Dividends	Capital Contributions	Purchases, Sales or Exchanges of Loans, Securities, Real Estate, Mortgage Loans or Other Investments	Income/ (Disbursements) Incurred in Connection with Guarantees or Undertakings for the Benefit of any Affiliate(s)	Management Agreements and Service Contracts	Income/ (Disbursements) Incurred under Reinsurance Agreements	*	Any Other Material Activity Not in the Ordinary Course of the Insurer's Business	Totals	Reinsurance Recoverable/ (Payable) on Losses and/or Reserve Credit Taken/ (Liability)
Affiliated Transactions												
	13-4075851	MetLife, Inc.	7,367,202,009	(61,460,965)			(864,463,764)			(38,159,221)	6,403,118,059	
65978	13-5581829	Metropolitan Life Insurance Company	(2,046,402,009)	4,139,054,200	(3,726,394,359)		(1,368,100,252)	(150,805,208)		222,572,159	(2,930,075,469)	13,760,804,606
	20-2985998	500 Grant Street GP, LLC		(150,000)							(150,000)	
		Euro CL Investments LLC		(12,267)							(12,267)	
		The Building at 575 Fifth Avenue Mezzanine LLC		3,673,864							3,673,864	
	82-3135079	150 North Riverside PE Member, LLC		(2,498,129)							(2,498,129)	
		MetLife Investments Asia Limited (Hong Kong)					(1,424,490)				(1,424,490)	
		MetLife Investments Limited (UK)					(6,649,883)				(6,649,883)	
		MetLife Latin America Asesorias e Inversiones Limitada (Chile)		(1,261,986)			155,149				(1,106,837)	
	86-1176467	MEX DF Properties, LLC		18,726							18,726	
	13-3619870	23rd Street Investments, Inc.		(5,933,449)			(1,014,093)				(6,947,542)	
	06-1193029	MetLife Capital Credit L.P.		(442,439,250)			(21,938)			3,214,000	(439,247,188)	
	91-1273824	MetLife Capital Limited Partnership		(144,972,235)			(21,938)				(144,994,173)	
		ML Sentinel Square Member, LLC		7,750,913							7,750,913	
	82-4889675	ML Southlands Member, LLC		27,559,674							27,559,674	
	82-4019470	ML Cerritos TC Member, LLC		16,790,008							16,790,008	
		ML Sloan's Lake Member, LLC		29,794,199							29,794,199	
		Long Island Solar Farm, LLC			(5,019,118)					(4,792,010)	(9,811,128)	
	43-1822723	Missouri Reinsurance, Inc.					(6,280,547)	133,005,164			126,724,617	(693,487,911)
	13-3237278	MetLife Holdings, Inc.		3,000			288				3,288	
	13-3237275	MetLife Credit Corp.	9,563,731		(216,249)		4,907,191			(12,330,675)	1,923,998	
	13-3237277	MetLife Funding, Inc.			216,249		(56,574)				159,675	
	13-5581829	MetLife Boro Station Member, LLC		46,002,544							46,002,544	
		85 Broad Street Mezzanine LLC		(1,150,570)							(1,150,570)	
	13-3170235	Metropolitan Tower Realty Company, Inc.		516,147			96,649				612,796	
	43-6026902	White Oak Royalty Company					(102,000)				(102,000)	
	26-2853672	MLIC Asset Holdings, LLC		(3,226,140)							(3,226,140)	
	36-4197196	MetLife Properties Ventures, LLC		(5,728)							(5,728)	
91626	04-2708937	New England Life Insurance Company			167,538		5,214,532	78,000			5,460,070	
	22-2375428	Transmountain Land & Livestock Company					(4,330)				(4,330)	
	34-1650967	Hyatt Legal Plans, Inc.	(97,000,000)		1,623		2,277,111				(94,721,266)	
	34-1631590	Hyatt Legal Plans of Florida, Inc.			(1,623)						(1,623)	
	13-4047186	MetLife Tower Resources Group, Inc.					(349,383)				(349,383)	
	13-5581829	1001 Properties, LLC		3,673,612							3,673,612	
	26-0291767	6104 Hollywood, LLC		660,356							660,356	
	81-3382498	MetLife ConSquare Member, LLC (DE)		56,192,595							56,192,595	
	13-4078322	334 Madison Euro Investments, Inc.					82				82	
		St. James Fleet Investments Two Limited	(1,544,000,000)	(3,356,000,000)							(4,900,000,000)	
		Brighthouse Investment Advisors, LLC								(63,238,352)	(63,238,352)	
16073	81-4750360	Brighthouse Reinsurance Company of Delaware					719,690,184				719,690,184	
	13-2862391	Brighthouse Securities, LLC					(47,734,317)				(47,734,317)	

SCHEDULE Y

PART 2 - SUMMARY OF INSURER'S TRANSACTIONS WITH ANY AFFILIATES

1	2	3	4	5	6	7	8	9	10	11	12	13
NAIC Company Code	ID Number	Names of Insurers and Parent, Subsidiaries or Affiliates	Shareholder Dividends	Capital Contributions	Purchases, Sales or Exchanges of Loans, Securities, Real Estate, Mortgage Loans or Other Investments	Income/ (Disbursements) Incurred in Connection with Guarantees or Undertakings for the Benefit of any Affiliate(s)	Management Agreements and Service Contracts	Income/ (Disbursements) Incurred under Reinsurance Agreements	*	Any Other Material Activity Not in the Ordinary Course of the Insurer's Business	Totals	Reinsurance Recoverable/ (Payable) on Losses and/or Reserve Credit Taken/ (Liability)
98.1	81-3094008	Brighthouse Services, LLC					(759,511)				(759,511)	
	81-3846992	Brighthouse Financial, Inc.					6,882,908				6,882,908	
	81-2253384	MetLife Insurance Brokerage, Inc.		5,369,997			(1,286,724)				4,083,273	
	43-0285930	General American Life Insurance Company					17,303,305	121,027,487		319,659	138,650,451	
	46-0803970	MetLife CC Member, LLC			(12,650,000)						(12,650,000)	
	20-3221642	MetLife Mall Ventures Limited Partnership			(1,132,789)						(1,132,789)	
	46-4158087	MetLife 555 12th Member, LLC			(152,715)						(152,715)	
	46-3608641	ML Swan Mezz, LLC			(11,394,069)						(11,394,069)	
	46-3616798	ML Dolphin Mezz, LLC			(33,954,431)						(33,954,431)	
	46-4584166	ML Southmore, LLC			867,503						867,503	
			Haskell East Village, LLC		7,079,061						7,079,061	
	46-3426206	MetLife Cabo Hilton Member, LLC			(75,845,570)						(75,845,570)	
	82-1637862	MetLife Chino Member, LLC			(1,578,078)						(1,578,078)	
	26-1762232	Boulevard Residential, LLC			167,855						167,855	
	20-8349277	Sandpiper Cove Associates, LLC			(51,498,500)						(51,498,500)	
	46-2477278	MetLife LHH Member, LLC			(863,937)						(863,937)	
	46-4196012	ML-AI MetLife Member 1, LLC			(984,300)						(984,300)	
	80-0821598	Oconee Hotel Company, LLC			(4,386,219)						(4,386,219)	
	80-0823015	Oconee Land Company, LLC			(4,507,648)						(4,507,648)	
	30-0777814	Marketplace Residences, LLC			(40,757,480)						(40,757,480)	
	46-4229772	MetLife THR Investor, LLC			(14,425,529)						(14,425,529)	
	46-4129811	MetLife 425 MKT Member, LLC			(9,284,625)						(9,284,625)	
	46-4705809	MetLife CB W/A, LLC			(490,424)						(490,424)	
	46-4133357	ML Bridgeside Apartments, LLC			(64,618,690)						(64,618,690)	
			MetLife OFC Member, LLC		(13,161,750)						(13,161,750)	
	46-4283517	MetLife Camino Ramon Member, LLC			(7,350,000)						(7,350,000)	
	20-8254446	10700 Wilshire, LLC			111,250						111,250	
	47-1970965	ML New River Village III, LLC			(60,413,819)						(60,413,819)	
	47-1256270	MetLife OBS Member, LLC			(1,111,176)						(1,111,176)	
			MetLife 1007 Stewart, LLC		(1,735,504)						(1,735,504)	
	46-4255167	ML Terraces, LLC			(9,565,450)						(9,565,450)	
			Chestnut Flats Wind, LLC		(3,707,580)						(3,707,580)	
13-3759652	MetLife International Holdings, LLC						436,840,213			436,840,213		
		Metropolitan Life Seguros e Previdencia Privada S.A. (Brazil)					(5,250,745)			(5,250,745)		
AA-2730030	MetLife Mexico S.A.						(8,471,333)	(45,756)		(8,517,089)	1,099,824	
		MetLife Pensiones Mexico S.A.					(26,686)			(26,686)		
AA-5420018	MetLife Insurance Company of Korea Limited						(1,158,269)			(1,158,269)		
AA-1930041	MetLife Insurance Limited (Australia)							(32,456,910)		(32,456,910)	32,432,491	
		MetLife Asia Limited					(4,151,479)			(4,151,479)		
		Metropolitan Life Insurance Company of Hong Kong Limited					(2,397,838)			(2,397,838)		
20-5894439	MetLife Global, Inc.						1,394,617			1,394,617		
AA-2130012	MetLife Seguros S.A. (Argentina)						(353,629)			(353,629)		

Metropolitan Direct Property and Casualty Insurance Company

SCHEDULE Y

PART 2 - SUMMARY OF INSURER'S TRANSACTIONS WITH ANY AFFILIATES

1	2	3	4	5	6	7	8	9	10	11	12	13
NAIC Company Code	ID Number	Names of Insurers and Parent, Subsidiaries or Affiliates	Shareholder Dividends	Capital Contributions	Purchases, Sales or Exchanges of Loans, Securities, Real Estate, Mortgage Loans or Other Investments	Income/ (Disbursements) Incurred in Connection with Guarantees or Undertakings for the Benefit of any Affiliate(s)	Management Agreements and Service Contracts	Income/ (Disbursements) Incurred under Reinsurance Agreements	*	Any Other Material Activity Not in the Ordinary Course of the Insurer's Business	Totals	Reinsurance Recoverable/ (Payable) on Losses and/or Reserve Credit Taken/ (Liability)
	AA-2130046	MetLife Seguros de Retiro S.A.					(371,201)				(371,201)	
26298	13-2725441	Metropolitan Property and Casualty Insurance Company	(204,563,731)	(53,380,102)	(217,494,963)		(464,116,840)	293,005,678			(646,549,958)	(1,972,624,419)
39950	22-2342710	Metropolitan General Insurance Company					(91,380)	(433,058)			(524,438)	14,946,915
40169	05-0393243	Metropolitan Casualty Insurance Company					(176,831)	(57,991,894)			(58,168,725)	458,274,015
25321	23-1903575	Metropolitan Direct Property and Casualty Insurance Company		2,000,000			(77,569)	(17,016,293)			(15,093,862)	300,848,498
22926	36-1022580	Economy Fire & Casualty Company	(35,000,000)	(8,000,000)			(2,067,821)	1,645,222			(43,422,599)	75,830,250
38067	36-2027848	Economy Preferred Insurance Company		8,000,000			(46,207)	10,232,037			18,185,830	130,830,054
40649	36-3105737	Economy Premier Assurance Company					(175,076)	(31,854,939)			(32,030,015)	136,256,802
	95-3003951	MetLife Auto & Home Insurance Agency, Inc.					34,410				34,410	
34339	13-2915260	Metropolitan Group Property and Casualty Insurance Company	(3,000,000)				278,849	(119,633,496)			(122,354,647)	714,524,292
13938	75-2483187	Metropolitan Lloyds Insurance Company of Texas					(46,905)	(77,953,257)			(78,000,162)	141,113,593
87726	06-0566090	Brighthouse Life Insurance Company			(775,203,797)		118,361,368	(84,811,561)			(741,653,990)	
		One Financial Place Corporation					114				114	
		Brighthouse Assignment Company					62				62	
	51-0099394	The Prospect Company					873,907				873,907	
97136	13-3114906	Metropolitan Tower Life Insurance Company	(190,800,000)	65,062,116	(452,257,905)		(72,257,564)	122,313,955		3,474,254	(524,465,144)	583,058,821
		MTL Leasing, LLC		(1,063,824)							(1,063,824)	
	52-1528581	SafeGuard Health Enterprises, Inc.					5,690,263				5,690,263	
95747	93-0864866	Safeguard Health Plans, Inc (NV)					(132)				(132)	
	33-0733552	MetLife Health Plans, Inc. (NJ)					348				348	
	95-2879515	Safeguard Health Plans, Inc (CA)					(8,690,708)				(8,690,708)	
79014	33-0515751	SafeHealth Life Insurance Company (CA)					15,923				15,923	
52009	65-0073323	Safeguard Health Plans, Inc (FL)					(2,584,207)				(2,584,207)	
95051	75-2046497	Safeguard Health Plans, Inc (TX)					(1,237,252)				(1,237,252)	
	AA-2280000	MetLife Chile Seguros de Vida S.A.					(4,946,556)	(2,471,627)			(7,418,183)	9,941,077
	20-5707084	MetLife Services and Solutions, LLC					136,749,258			(68,144,198)	68,605,060	
		MetLife Solutions Pte. LTD					49,206				49,206	
	36-3665871	Cova Life Management Company					63,777				63,777	
	98-1099650	MetLife Global Benefits, Ltd.					(94,490)	(1,435,751)			(1,530,241)	949,386
	22-3805708	Newbury Insurance Company, Limited.					(226,270)				(226,270)	
60992	13-3690700	Brighthouse Life Insurance Company NY			2,030,284		(1,257,331)	(200,000)			572,953	
	13-3179826	MetLife Digital Ventures, Inc (fka Enterprise General Insurance Agency, MetLife Servicios S.A.		3,057,218			(57,218)				3,000,000	
13626	20-5819518	MetLife Reinsurance Company of Charleston		53,000,000			1,042,634				1,042,634	
	26-6122204	MetLife Capital Trust IV			(214,900)		45,324,892	(162,974,516)			(64,649,624)	(12,432,637,874)
	27-0858844	MetLife Home Loans LLC					(1,529,556)			51,625,000	51,410,100	
	55-0790010	MetLife Group, Inc.					1,533,393,130			(90,402,834)	1,442,990,296	
		Metlife Investment Management, LLC					212,392,896				212,392,896	
	43-1906210	MetLife Investors Distribution Company					95,131,017				95,131,017	
13092	26-1511401	MetLife Reinsurance Company of Vermont		33,750	77,596,937		51,002,380	29,788,796			158,421,863	(1,270,374,989)
62634	51-0104167	Delaware American Life Insurance Company	(7,000,000)				(17,689,531)	1,802,196			(22,887,335)	(6,377,199)
	27-1206753	MetLife Consumer Services, Inc.					1,901,013				1,901,013	

98.2

SCHEDULE Y

PART 2 - SUMMARY OF INSURER'S TRANSACTIONS WITH ANY AFFILIATES

1	2	3	4	5	6	7	8	9	10	11	12	13
NAIC Company Code	ID Number	Names of Insurers and Parent, Subsidiaries or Affiliates	Shareholder Dividends	Capital Contributions	Purchases, Sales or Exchanges of Loans, Securities, Real Estate, Mortgage Loans or Other Investments	Income/ (Disbursements) Incurred in Connection with Guarantees or Undertakings for the Benefit of any Affiliate(s)	Management Agreements and Service Contracts	Income/ (Disbursements) Incurred under Reinsurance Agreements	*	Any Other Material Activity Not in the Ordinary Course of the Insurer's Business	Totals	Reinsurance Recoverable/ (Payable) on Losses and/or Reserve Credit Taken/ (Liability)
60690	98-0000065	American Life Insurance Company	(575,360,796)		5,707,938		(418,248,798)	91,211,820		(6,428,000)	(903,117,836)	(98,439,694)
		MetLife Services Cyprus Ltd.					(732,917)				(732,917)	
		Communications One Kabushiki Kaisha (Japan)					6,076,620				6,076,620	
		MetLife, Life Insurance Company (Egypt)					(3,441,841)	(2,572,696)			(6,014,537)	24,573,993
	AA-1580066	MetLife Insurance K.K. (Japan)	(684,639,204)		528,559,689		(91,361,944)	(3,027,092)		2,290,218	(248,178,333)	
		MetLife Mutual Fund Management Company (Greece)					(1,141,367)				(1,141,367)	
		MetLife Services, Sociedad Limitada (Spain)					(24,025)				(24,025)	
		MetLife Towarzystwo Ubezpiecze? na ?ycie i Reasekuracji S.A. (Poland)					(10,442,077)				(10,442,077)	
		MetLife Services Sp. z o.o. (Poland)					7,134,997				7,134,997	
		MetLife Towarzystwo Funduszy Inwestycyjnych S.A. (Poland)					(1,480,928)				(1,480,928)	
		MetLife Powszechne Towarzystwo Emerytalne (Poland)					(691,446)				(691,446)	
		MetLife Societate de Administrare a unui Fond de Pensii Administrat Priv					(52,044)				(52,044)	
		Joint Stock Company MetLife Insurance Company (formerly Closed Joint					363,825	1,796,542			2,160,367	1,466,324
		MetLife Slovakia s.r.o. (Slovakia)					(3,029,292)				(3,029,292)	
		PJSC MetLife (Ukraine)					16,762	(192,611)			(175,849)	365,144
	51-0205283	International Technical and Advisory Services Limited (USA-DE)					(196,955)				(196,955)	
	02-0649743	Borderland Investments Limited (USA-DE)					(1,344)				(1,344)	
		ALICO Hellas Single Member Limited Liability Company (Greece)					(5,007)				(5,007)	
		MetLife Asset Management Corp. (Japan)					43,862,291				43,862,291	
		MetLife Mas, S.A. de C.V. (Mexico)					(186,069)				(186,069)	
		MetLife Columbia Seguros de Vida S.A. (Columbia)					(2,055,140)	(1,061,242)			(3,116,382)	2,735,883
	13-5581829	MetLife Member Solaire, LLC		11,776,617							11,776,617	
	AA-2980001	MetLife Seguros S.A. (Uruguay)					86,630	(586,099)			(499,469)	182,785
		Global Properties, Inc.					6,045,380				6,045,380	
		MetLife Global Holding Company I GmbH (Swiss)	(1,940,000,000)								(1,940,000,000)	
		MetLife Investment Management Holdings (Ireland) Limited									(14,645,768)	
		MetLife Insurance Limited (UK)					4,377,603				4,377,603	
		MetLife Europe Services Limited (Ireland)					47,630,197				47,630,197	
		MetLife Europe Insurance d.a.c.					(4,994,276)	(40,849,497)			(45,843,773)	14,795,517
	AA-1780108	MetLife Europe d.a.c.					(102,386,229)	(8,957,361)		(267,111)	(111,610,701)	13,657,443
34031		MetLife Pensions Trustees Limited								267,111	267,111	
		MetLife Life Insurance Company S.A. (Greece)					3,854,662	(773,505)			3,081,157	1,579,502
		MetLife Services EEIG (European Economic Int Group)					38,611,776				38,611,776	
		PREFCO XX Limited Partnership		(92,302,891)							(92,302,891)	
		Plaza Drive Properties		5,946							5,946	
		Met Money Market Pool					(22,815)				(22,815)	
	AA-1860015	MetLife Emeklilik ve Hayat A.S. (Turkey)					64,710	(7,581,397)			(7,516,687)	2,147,334
	80-0946518	MetLife Core Property Fund, LP		50,000,000							50,000,000	
		MetLife Reinsurance Company of Bermuda Ltd.					(7,148,626)	428,405			(6,720,221)	144,255
		MetLife Innovation Centre Pte. Ltd					1,092,984				1,092,984	
		MetLife FM Hotel Member, LLC		(14,946,671)							(14,946,671)	
	20-8262386	Logan Circle Partners, L. P.					(8,140,981)				(8,140,981)	

Metropolitan Direct Property and Casualty Insurance Company

SCHEDULE Y

PART 2 - SUMMARY OF INSURER'S TRANSACTIONS WITH ANY AFFILIATES

1	2	3	4	5	6	7	8	9	10	11	12	13
NAIC Company Code	ID Number	Names of Insurers and Parent, Subsidiaries or Affiliates	Shareholder Dividends	Capital Contributions	Purchases, Sales or Exchanges of Loans, Securities, Real Estate, Mortgage Loans or Other Investments	Income/ (Disbursements) Incurred in Connection with Guarantees or Undertakings for the Benefit of any Affiliate(s)	Management Agreements and Service Contracts	Income/ (Disbursements) Incurred under Reinsurance Agreements	*	Any Other Material Activity Not in the Ordinary Course of the Insurer's Business	Totals	Reinsurance Recoverable/ (Payable) on Losses and/or Reserve Credit Taken/ (Liability)
		MetLife Real Estate Lending, LLC.....			4,582,876,362						4,582,876,362	
		ML-AI MetLife Member 2, LLC.....		3,094,841							3,094,841	
	20-8349277.....	Sandpiper Cove Associates II, LLC.....		(11,838,601)							(11,838,601)	
	47-3741955.....	ML Miilani Member, LLC.....		(1,867,763)							(1,867,763)	
	13-5581829.....	MetLife SP Holdings, LLC.....		(50,000,000)							(50,000,000)	
	46-5563450.....	Buford Logistics Center, LLC.....		(1,341,147)							(1,341,147)	
	81-0770888.....	MetLife Treat Towers Member, LLC (11000).....		(12,030,151)							(12,030,151)	
	47-5228317.....	MCPP Owners, LLC.....		38,139,515							38,139,515	
		Sino-US United Metlife Insurance Company.....	(49,000,000)				(1,941,120)	(649,536)			(51,590,656)	991,428
		ML-AI MetLife Member 3, LLC.....		351,709							351,709	
		ML-AI MetLife Member 4, LLC.....		35,018,169							35,018,169	
	13-5581829.....	MetLife 8280 Member, LLC.....		10,955,102							10,955,102	
		MetLife HCMJV 1 LP, LLC.....		(10,676,107)							(10,676,107)	
		1925 WJC, LLC.....		(21,848,577)							(21,848,577)	
		MetLife EU Holding Company Limited (Ireland).....			(5,707,938)						(5,707,938)	
		MetLife Assignment Company.....					(1,487,235)				(1,487,235)	
	98-0613376.....	MetLife Global Operations Support Center Private Limited.....					1,155,478				1,155,478	
	43-1906210.....	MetLife Investments Securities.....					(408,747)				(408,747)	
	13-5581829.....	Southcreek Industrial Holdings, LLC.....		27,804,467							27,804,467	
		MMP Owners, LLC.....		70,391,882							70,391,882	
9999999	Control Totals.....		0	0	0	0	0	0	XXX	0	0	(50,391,854)

98.4

Detailed Explanation

Stochastic calculation of reserves is done at the company level w/ assumptions specific to the company and different mixes of business of each company can produce different results. Therefore there are different reserves for the affiliated assuming/ceding companies that reinsure certain products' risks.

Annual Statement for the year 2018 of the **Metropolitan Direct Property and Casualty Insurance Company**
SUPPLEMENTAL EXHIBITS AND SCHEDULES INTERROGATORIES

The following supplemental reports are required to be filed as part of your statement filing unless specifically waived by the domiciliary state. However, in the event that your domiciliary state waives the filing requirement, your response of WAIVED to the specific interrogatory will be accepted in lieu of filing a "NONE" report and a bar code will be printed below. If the supplement is required of your company but is not being filed for whatever reason enter SEE EXPLANATION and provide an explanation following the interrogatory questions.

MARCH FILING

1. Will an actuarial opinion be filed by March 1?
2. Will the Supplemental Compensation Exhibit be filed with the state of domicile by March 1?
3. Will the confidential Risk-Based Capital Report be filed with the NAIC by March 1?
4. Will the confidential Risk-Based Capital Report be filed with the state of domicile, if required, by March 1?

Responses

YES
 YES
 YES
 YES

APRIL FILING

5. Will the Insurance Expense Exhibit be filed with the state of domicile and the NAIC by April 1?
6. Will the Management's Discussion and Analysis be filed by April 1?
7. Will the Supplemental Investment Risks Interrogatories be filed by April 1?

YES
 YES
 YES

MAY FILING

8. Will this company be included in a combined annual statement that is filed with the NAIC by May 1?

YES

JUNE FILING

9. Will an audited financial report be filed by June 1?
10. Will Accountants Letter of Qualifications be filed with the state of domicile and electronically with the NAIC by June 1?

YES
 YES

AUGUST FILING

11. Will the regulator-only (non-public) Communication of Internal Control Related Matters Noted in Audit be filed with the state of domicile and electronically with the NAIC (as a regulator-only non-public document) by August 1?

YES

The following supplemental reports are required to be filed as part of your statement filing **if your company is engaged in the type of business covered by the supplement. However, in the event that your company does not transact the type of business for which the special report must be filed, your response of NO to the specific interrogatory will be accepted in lieu of filing a "NONE" report and a bar code will be printed below.**

If the supplement is required of your company but is not being filed for whatever reason, enter SEE EXPLANATION and provide an explanation following the interrogatory questions.

MARCH FILING

12. Will Schedule SIS (Stockholder Information Supplement) be filed with the state of domicile by March 1?
13. Will the Financial Guaranty Insurance Exhibit be filed by March 1?
14. Will the Medicare Supplement Insurance Experience Exhibit be filed with the state of domicile and the NAIC by March 1?
15. Will Supplement A to Schedule T (Medical Professional Liability Supplement) be filed by March 1?
16. Will the Trusteed Surplus Statement be filed with the state of domicile and the NAIC by March 1?
17. Will the Premiums Attributed to Protected Cells Exhibit be filed by March 1?
18. Will the Reinsurance Summary Supplemental Filing for General Interrogatory 9 be filed with the state of domicile and the NAIC by March 1?
19. Will the Medicare Part D Coverage Supplement be filed with the state of domicile and the NAIC by March 1?
20. Will the confidential Actuarial Opinion Summary be filed with the state of domicile, if required, by March 15 (or the date otherwise specified)?
21. Will the Reinsurance Attestation Supplement be filed with the state of domicile and the NAIC by March 1?
22. Will the Exceptions to the Reinsurance Attestation Supplement be filed with the state of domicile by March 1?
23. Will the Bail Bond Supplement be filed with the state of domicile and the NAIC by March 1?
24. Will the Director and Officer Insurance Coverage Supplement be filed with the state of domicile and the NAIC by March 1?
25. Will an approval from the reporting entity's state of domicile for relief related to the five-year rotation requirement for lead audit partner be filed electronically with the NAIC by March 1?
26. Will an approval from the reporting entity's state of domicile for relief related to the one-year cooling off period for independent CPA be filed electronically with the NAIC by March 1?
27. Will an approval from the reporting entity's state of domicile for relief related to the Requirements for Audit Committees be filed electronically with the NAIC by March 1?
28. Will the Supplemental Schedule for Reinsurance Counterparty Reporting Exception - Asbestos and Pollution Contracts be filed with the state of domicile and the NAIC by March 1?

NO
 NO
 NO
 NO
 NO
 NO
 NO
 NO
 YES
 YES
 NO
 NO
 NO
 NO
 NO
 NO
 NO
 NO

APRIL FILING

29. Will the Credit Insurance Experience Exhibit be filed with state of domicile and the NAIC by April 1?
30. Will the Long-Term Care Experience Reporting Forms be filed with the state of domicile and the NAIC by April 1?
31. Will the Accident and Health Policy Experience Exhibit be filed by April 1?
32. Will the Supplemental Health Care Exhibit (Parts 1, 2 and 3) be filed with the state of domicile and the NAIC by April 1?
33. Will the regulator-only (non-public) Supplemental Health Care Exhibit's Expense Allocation Report be filed with the state of domicile and the NAIC by April 1?
34. Will the Cybersecurity and Identity Theft Insurance Coverage Supplement be filed with the state of domicile and the NAIC by April 1?
35. Will the Life, Health & Annuity Guaranty Association Model Act Assessment Base Reconciliation Exhibit be filed with the state of domicile and the NAIC by April 1?
36. Will the Adjustments to the Life, Health & Annuity Guaranty Association Model Act Assessment Base Reconciliation Exhibit (if required) be filed with state of domicile and the NAIC by April 1?

NO
 NO
 NO
 NO
 NO
 YES
 NO
 NO

AUGUST FILING

37. Will Management's Report of Internal Control Over Financial Reporting be filed with the state of domicile by August 1?

YES

Annual Statement for the year 2018 of the **Metropolitan Direct Property and Casualty Insurance Company**
SUPPLEMENTAL EXHIBITS AND SCHEDULES INTERROGATORIES


The following supplemental reports are required to be filed as part of your statement filing unless specifically waived by the domiciliary state. However, in the event that your domiciliary state waives the filing requirement, your response of WAIVED to the specific interrogatory will be accepted in lieu of filing a "NONE" report and a bar code will be printed below. If the supplement is required of your company but is not being filed for whatever reason enter SEE EXPLANATION and provide an explanation following the interrogatory questions.

EXPLANATION:


BAR CODE:

- 1.
- 2.
- 3.
- 4.
- 5.
- 6.
- 7.
- 8.
- 9.
- 10.
- 11.

- 12. The data for this supplement is not required to be filed.
- 13. The data for this supplement is not required to be filed.
- 14. The data for this supplement is not required to be filed.
- 15. The data for this supplement is not required to be filed.
- 16. The data for this supplement is not required to be filed.
- 17. The data for this supplement is not required to be filed.
- 18. The data for this supplement is not required to be filed.
- 19. The data for this supplement is not required to be filed.



- 20.
- 21.
- 22. The data for this supplement is not required to be filed.
- 23. The data for this supplement is not required to be filed.
- 24. The data for this supplement is not required to be filed.
- 25. The data for this supplement is not required to be filed.
- 26. The data for this supplement is not required to be filed.
- 27. The data for this supplement is not required to be filed.
- 28. The data for this supplement is not required to be filed.
- 29. The data for this supplement is not required to be filed.
- 30. The data for this supplement is not required to be filed.
- 31. The data for this supplement is not required to be filed.
- 32. The data for this supplement is not required to be filed.
- 33. The data for this supplement is not required to be filed.



34.

Annual Statement for the year 2018 of the **Metropolitan Direct Property and Casualty Insurance Company**
SUPPLEMENTAL EXHIBITS AND SCHEDULES INTERROGATORIES

The following supplemental reports are required to be filed as part of your statement filing unless specifically waived by the domiciliary state. However, in the event that your domiciliary state waives the filing requirement, your response of WAIVED to the specific interrogatory will be accepted in lieu of filing a "NONE" report and a bar code will be printed below. If the supplement is required of your company but is not being filed for whatever reason enter SEE EXPLANATION and provide an explanation following the interrogatory questions.

35. The data for this supplement is not required to be filed.



36. The data for this supplement is not required to be filed.



37.

**Overflow Page
NONE**

**Overflow Page
NONE**

2018 ALPHABETICAL INDEX -- PROPERTY & CASUALTY ANNUAL STATEMENT BLANK

Assets	2	Schedule P-Part 2H-Section 2-Other Liability-Claims-Made	58
Cash Flow	5	Schedule P-Part 2I-Spec. Prop. (Fire, Allied Lines, Inland Marine, Earthquake, Burglary, Theft)	59
Exhibit of Capital Gains (Losses)	12	Schedule P-Part 2J-Auto Physical Damage	59
Exhibit of Net Investment Income	12	Schedule P-Part 2K-Fidelity, Surety	59
Exhibit of Nonadmitted Assets	13	Schedule P-Part 2L-Other (Including Credit, Accident and Health)	59
Exhibit of Premiums and Losses (State Page)	19	Schedule P-Part 2M-International	59
Five-Year Historical Data	17	Schedule P-Part 2N-Reinsurance - Nonproportional Assumed Property	60
General Interrogatories	15	Schedule P-Part 2O-Reinsurance - Nonproportional Assumed Liability	60
Jurat Page	1	Schedule P-Part 2P-Reinsurance - Nonproportional Assumed Financial Lines	60
Liabilities, Surplus and Other Funds	3	Schedule P-Part 2R-Section 1-Products Liability-Occurrence	61
Notes To Financial Statements	14	Schedule P-Part 2R-Section 2-Products Liability-Claims-Made	61
Overflow Page For Write-ins	100	Schedule P-Part 2S-Financial Guaranty/Mortgage Guaranty	61
Schedule A-Part 1	E01	Schedule P-Part 2T-Warranty	61
Schedule A-Part 2	E02	Schedule P-Part 3A-Homeowners/Farmowners	62
Schedule A-Part 3	E03	Schedule P-Part 3B-Private Passenger Auto Liability/Medical	62
Schedule A-Verification Between Years	SI02	Schedule P-Part 3C-Commercial Auto/Truck Liability/Medical	62
Schedule B-Part 1	E04	Schedule P-Part 3D-Workers' Compensation (Excluding Excess Workers Compensation)	62
Schedule B-Part 2	E05	Schedule P-Part 3E-Commercial Multiple Peril	62
Schedule B-Part 3	E06	Schedule P-Part 3F-Section 1-Medical Professional Liability-Occurrence	63
Schedule B-Verification Between Years	SI02	Schedule P-Part 3F-Section 2-Medical Professional Liability-Claims-Made	63
Schedule BA-Part 1	E07	Schedule P-Part 3G-Special Liability (Ocean Marine, Aircraft (All Perils), Boiler & Machinery)	63
Schedule BA-Part 2	E08	Schedule P-Part 3H-Section 1-Other Liability-Occurrence	63
Schedule BA-Part 3	E09	Schedule P-Part 3H-Section 2-Other Liability-Claims-Made	63
Schedule BA-Verification Between Years	SI03	Schedule P-Part 3I-Spec. Prop. (Fire, Allied Lines, Inland Marine, Earthquake, Burglary, Theft)	64
Schedule D-Part 1	E10	Schedule P-Part 3J-Auto Physical Damage	64
Schedule D-Part 1A-Section 1	SI05	Schedule P-Part 3K-Fidelity/Surety	64
Schedule D-Part 1A-Section 2	SI08	Schedule P-Part 3L-Other (Including Credit, Accident and Health)	64
Schedule D-Part 2-Section 1	E11	Schedule P-Part 3M-International	64
Schedule D-Part 2-Section 2	E12	Schedule P-Part 3N-Reinsurance - Nonproportional Assumed Property	65
Schedule D-Part 3	E13	Schedule P-Part 3O-Reinsurance - Nonproportional Assumed Liability	65
Schedule D-Part 4	E14	Schedule P-Part 3P-Reinsurance - Nonproportional Assumed Financial Lines	65
Schedule D-Part 5	E15	Schedule P-Part 3R-Section 1-Products Liability-Occurrence	66
Schedule D-Part 6-Section 1	E16	Schedule P-Part 3R-Section 2-Products Liability-Claims-Made	66
Schedule D-Part 6-Section 2	E16	Schedule P-Part 3S-Financial Guaranty/Mortgage Guaranty	66
Schedule D-Summary By Country	SI04	Schedule P-Part 3T-Warranty	66
Schedule D-Verification Between Years	SI03	Schedule P-Part 4A-Homeowners/Farmowners	67
Schedule DA-Part 1	E17	Schedule P-Part 4B-Private Passenger Auto Liability/Medical	67
Schedule DA-Verification Between Years	SI10	Schedule P-Part 4C-Commercial Auto/Truck Liability/Medical	67
Schedule DB-Part A-Section 1	E18	Schedule P-Part 4D-Workers' Compensation (Excluding Excess Workers Compensation)	67
Schedule DB-Part A-Section 2	E19	Schedule P-Part 4E-Commercial Multiple Peril	67
Schedule DB-Part A-Verification Between Years	SI11	Schedule P-Part 4F-Section 1-Medical Professional Liability-Occurrence	68
Schedule DB-Part B-Section 1	E20	Schedule P-Part 4F-Section 2-Medical Professional Liability-Claims-Made	68
Schedule DB-Part B-Section 2	E21	Schedule P-Part 4G-Special Liability (Ocean Marine, Aircraft (All Perils), Boiler & Machinery)	68
Schedule DB-Part B-Verification Between Years	SI11	Schedule P-Part 4H-Section 1-Other Liability-Occurrence	68
Schedule DB-Part C-Section 1	SI12	Schedule P-Part 4H-Section 2-Other Liability-Claims-Made	68
Schedule DB-Part C-Section 2	SI13	Schedule P-Part 4I-Spec. Prop. (Fire, Allied Lines, Inland Marine, Earthquake, Burglary & Theft)	69
Schedule DB-Part D-Section 1	E22	Schedule P-Part 4J-Auto Physical Damage	69
Schedule DB-Part D-Section 2	E23	Schedule P-Part 4K-Fidelity/Surety	69
Schedule DB-Verification	SI14	Schedule P-Part 4L-Other (Including Credit, Accident and Health)	69
Schedule DL-Part 1	E24	Schedule P-Part 4M-International	69
Schedule DL-Part 2	E25	Schedule P-Part 4N-Reinsurance - Nonproportional Assumed Property	70
Schedule E-Part 1-Cash	E26	Schedule P-Part 4O-Reinsurance - Nonproportional Assumed Liability	70
Schedule E-Part 2-Cash Equivalents	E27	Schedule P-Part 4P-Reinsurance - Nonproportional Assumed Financial Lines	70
Schedule E-Verification Between Years	SI15	Schedule P-Part 4R-Section 1-Products Liability-Occurrence	71
Schedule E-Part 3-Special Deposits	E28	Schedule P-Part 4R-Section 2-Products Liability-Claims-Made	71
Schedule F-Part 1	20	Schedule P-Part 4S-Financial Guaranty/Mortgage Guaranty	71
Schedule F-Part 2	21	Schedule P-Part 4T-Warranty	71
Schedule F-Part 3	22	Schedule P-Part 5A-Homeowners/Farmowners	72
Schedule F-Part 4	27	Schedule P-Part 5B-Private Passenger Auto Liability/Medical	73
Schedule F-Part 5	28	Schedule P-Part 5C-Commercial Auto/Truck Liability/Medical	74
Schedule F-Part 6	29	Schedule P-Part 5D-Workers' Compensation (Excluding Excess Workers Compensation)	75
Schedule H-Accident and Health Exhibit-Part 1	30	Schedule P-Part 5E-Commercial Multiple Peril	76
Schedule H-Part 2, Part 3 and Part 4	31	Schedule P-Part 5F-Medical Professional Liability-Claims-Made	78
Schedule H-Part 5-Health Claims	32	Schedule P-Part 5F-Medical Professional Liability-Occurrence	77
Schedule P-Part 1-Summary	33	Schedule P-Part 5H-Other Liability-Claims-Made	80
Schedule P-Part 1A-Homeowners/Farmowners	35	Schedule P-Part 5H-Other Liability-Occurrence	79
Schedule P-Part 1B-Private Passenger Auto Liability/Medical	36	Schedule P-Part 5R-Products Liability-Claims-Made	82
Schedule P-Part 1C-Commercial Auto/Truck Liability/Medical	37	Schedule P-Part 5R-Products Liability-Occurrence	81
Schedule P-Part 1D-Workers' Compensation (Excluding Excess Workers Compensation)	38	Schedule P-Part 5T-Warranty	83
Schedule P-Part 1E-Commercial Multiple Peril	39	Schedule P-Part 6C-Commercial Auto/Truck Liability/Medical	84
Schedule P-Part 1F-Section 1-Medical Professional Liability-Occurrence	40	Schedule P-Part 6D-Workers' Compensation (Excluding Excess Workers Compensation)	84
Schedule P-Part 1F-Section 2-Medical Professional Liability-Claims-Made	41	Schedule P-Part 6E-Commercial Multiple Peril	85
Schedule P-Part 1G-Special Liability (Ocean, Marine, Aircraft (All Perils), Boiler & Machinery)	42	Schedule P-Part 6H-Other Liability-Claims-Made	86
Schedule P-Part 1H-Section 1-Other Liability-Occurrence	43	Schedule P-Part 6H-Other Liability-Occurrence	85
Schedule P-Part 1H-Section 2-Other Liability-Claims-Made	44	Schedule P-Part 6M-International	86
Schedule P-Part 1I-Spec. Prop. (Fire, Allied Lines, Inland Marine, Earthquake, Burglary & Theft)	45	Schedule P-Part 6N-Reinsurance - Nonproportional Assumed Property	87
Schedule P-Part 1J-Auto Physical Damage	46	Schedule P-Part 6O-Reinsurance - Nonproportional Assumed Liability	87
Schedule P-Part 1K-Fidelity/Surety	47	Schedule P-Part 6R-Products Liability-Claims-Made	88
Schedule P-Part 1L-Other (Including Credit, Accident and Health)	48	Schedule P-Part 6R-Products Liability-Occurrence	88
Schedule P-Part 1M-International	49	Schedule P-Part 7A-Primary Loss Sensitive Contracts	89
Schedule P-Part 1N-Reinsurance - Nonproportional Assumed Property	50	Schedule P-Part 7B-Reinsurance Loss Sensitive Contracts	91
Schedule P-Part 1O-Reinsurance - Nonproportional Assumed Liability	51	Schedule P Interrogatories	93
Schedule P-Part 1P-Reinsurance - Nonproportional Assumed Financial Lines	52	Schedule T-Exhibit of Premiums Written	94
Schedule P-Part 1R-Section 1-Products Liability-Occurrence	53	Schedule T-Part 2-Interstate Compact	95
Schedule P-Part 1R-Section 2-Products Liability-Claims-Made	54	Schedule Y-Information Concerning Activities of Insurer Members of a Holding Company Group	96
Schedule P-Part 1S-Financial Guaranty/Mortgage Guaranty	55	Schedule Y-Detail of Insurance Holding Company System	97
Schedule P-Part 1T-Warranty	56	Schedule Y-Part 2-Summary of Insurer's Transactions With Any Affiliates	98
Schedule P-Part 2, Part 3 and Part 4 - Summary	34	Statement of Income	4
Schedule P-Part 2A-Homeowners/Farmowners	57	Summary Investment Schedule	SI01
Schedule P-Part 2B-Private Passenger Auto Liability/Medical	57	Supplemental Exhibits and Schedules Interrogatories	99
Schedule P-Part 2C-Commercial Auto/Truck Liability/Medical	57	Underwriting and Investment Exhibit Part 1	6
Schedule P-Part 2D-Workers' Compensation (Excluding Excess Workers Compensation)	57	Underwriting and Investment Exhibit Part 1A	7
Schedule P-Part 2E-Commercial Multiple Peril	57	Underwriting and Investment Exhibit Part 1B	8
Schedule P-Part 2F-Section 1-Medical Professional Liability-Occurrence	58	Underwriting and Investment Exhibit Part 2	9
Schedule P-Part 2F-Section 2-Medical Professional Liability-Claims-Made	58	Underwriting and Investment Exhibit Part 2A	10
Schedule P-Part 2G-Special Liability (Ocean Marine, Aircraft (All Perils), Boiler & Machinery)	58	Underwriting and Investment Exhibit Part 3	11
Schedule P-Part 2H-Section 1-Other Liability-Occurrence	58		