



ANNUAL STATEMENT

For the Year Ended December 31, 2018
of the Condition and Affairs of the

Metropolitan Group Property and Casualty Insurance Company

NAIC Group Code.....	241, 241	NAIC Company Code.....	34339	Employer's ID Number.....	13-2915260
	(Current Period) (Prior Period)				
Organized under the Laws of RI		State of Domicile or Port of Entry RI		Country of Domicile	US
Incorporated/Organized.....	December 10, 1976	Commenced Business.....	December 1, 1977		
Statutory Home Office	700 Quaker Lane .. Warwick .. RI .. US .. 02886-6669 <i>(Street and Number) (City or Town, State, Country and Zip Code)</i>				
Main Administrative Office	700 Quaker Lane .. Warwick .. RI .. US .. 02886-6669 <i>(Street and Number) (City or Town, State, Country and Zip Code)</i>			401-827-2400	<i>(Area Code) (Telephone Number)</i>
Mail Address	PO Box 350, 700 Quaker Lane .. Warwick .. RI .. US .. 02887-0350 <i>(Street and Number or P. O. Box) (City or Town, State, Country and Zip Code)</i>				
Primary Location of Books and Records	700 Quaker Lane .. Warwick .. RI .. US .. 02886-6669 <i>(Street and Number) (City or Town, State, Country and Zip Code)</i>			800-638-4208	<i>(Area Code) (Telephone Number)</i>
Internet Web Site Address	www.metlife.com				
Statutory Statement Contact	Kevin Paul Swift <i>(Name)</i>			800-638-4208	<i>(Area Code) (Telephone Number)</i>
	kswift@metlife.com <i>(E-Mail Address)</i>			401-827-2315	<i>(Fax Number)</i>

OFFICERS

Name	Title	Name	Title
1. Kishore Ponnayolu	President	2. Maura Catherine Travers	Assistant General Counsel and Secretary
3. Michael John Bednarick	Vice President and Chief Financial Officer	4. Edward Allen Spehar Jr. #	Treasurer

OTHER

Zulfi Shafaat Ahmed	Senior Vice President and Chief Information Security Officer	Robert Edward Bean	Vice President
Kevin Chean	Vice President	Charles Patrick Connery #	Vice President and Assistant Treasurer
Darla Ann Finchum	Vice President	Barbara Jean Furr	Vice President
Paul Edward Gavin	Senior Vice President	Lorene Elsie Guardado	Vice President
Lise Ann Hasegawa	Vice President	Michelle Lee Kolodziejczak	Vice President
Richard Jay Leist #	Executive Vice President and Executive Investment Officer	Richard Paul Lonardo	Vice President
Aaron Matthew McClain #	Vice President	Albert Montoya #	Vice President and Investment Officer
Robert Francis Nostramo	Vice President and General Counsel	Kevin Stanley Redgate #	Senior Vice President and Senior Investment Officer
Christopher Timothy Rhodes	Vice President	James Sheridan Stevens #	Vice President and Investment Officer
Richard Andrew Stevens	Vice President and Controller	Calvin Tyrone Strong	Vice President

DIRECTORS OR TRUSTEES

Michael John Bednarick	Barbara Jean Furr	Kishore Ponnayolu
------------------------	-------------------	-------------------

State of..... Rhode Island
County of..... Kent

The officers of this reporting entity being duly sworn, each depose and say that they are the described officers of said reporting entity, and that on the reporting period stated above, all of the herein described assets were the absolute property of the said reporting entity, free and clear from any liens or claims thereon, except as herein stated, and that this statement, together with related exhibits, schedules and explanations therein contained, annexed or referred to, is a full and true statement of all the assets and liabilities and of the condition and affairs of the said reporting entity as of the reporting period stated above, and of its income and deductions therefrom for the period ended, and have been completed in accordance with the NAIC *Annual Statement Instructions and Accounting Practices and Procedures* manual except to the extent that: (1) state law may differ; or, (2) that state rules or regulations require differences in reporting not related to accounting practices and procedures, according to the best of their information, knowledge and belief, respectively. Furthermore, the scope of this attestation by the described officers also includes the related corresponding electronic filing with the NAIC, when required, that is an exact copy (except for formatting differences due to electronic filing) of the enclosed statement. The electronic filing may be requested by various regulators in lieu of or in addition to the enclosed statement.

Kishore Ponnayolu

Kishore Ponnayolu
President

Maura Catherine Travers

Maura Catherine Travers
Assistant General Counsel and Secretary


Michael John Bednarick

Michael John Bednarick
Vice President and Chief Financial Officer

Subscribed and sworn to before me
This 15th day of February, 2019

Deborah L. Masterson

Deborah L. Masterson
Notary
June 24, 2021



Is this an original filing? Yes [X] No []
1. State the amendment number _____
Date filed _____
3. Number of pages attached _____

EXHIBIT OF PREMIUMS AND LOSSES (Statutory Page 14)



NAIC Group Code.....241 NAIC Company Code....34339

BUSINESS IN THE STATE OF ALASKA DURING THE YEAR

19.AK

Line of Business	Gross Premiums, Including Policy and Membership Fees, Less Return Premiums and Premiums on Policies not Taken		3 Dividends Paid or Credited to Policyholders on Direct Business	4 Direct Unearned Premium Reserves	5 Direct Losses Paid (deducting salvage)	6 Direct Losses Incurred	7 Direct Losses Unpaid	8 Direct Defense and Cost Containment Expense Paid	9 Direct Defense and Cost Containment Expense Incurred	10 Direct Defense and Cost Containment Expense Unpaid	11 Commissions and Brokerage Expenses	12 Taxes, Licenses and Fees
	1 Direct Premiums Written	2 Direct Premiums Earned										
1. Fire.....												
2.1 Allied lines.....												
2.2 Multiple peril crop.....												
2.3 Federal flood.....	390	390		295							65	11
2.4 Private crop.....												
2.5 Private flood.....												
3. Farmowners multiple peril.....												
4. Homeowners multiple peril.....	99,747	99,555		49,230	77,050	113,617	45,683		1,173	1,473	3,097	3,123
5.1 Commercial multiple peril (non-liability portion).....												
5.2 Commercial multiple peril (liability portion).....												
6. Mortgage guaranty.....												
8. Ocean marine.....												
9. Inland marine.....	1,025	1,070		462		365	466		11	14	32	32
10. Financial guaranty.....												
11. Medical professional liability.....												
12. Earthquake.....	8,736	9,865		3,812	3,214	6,511	4,379		96	132	296	271
13. Group accident and health (b).....												
14. Credit A&H (group and individual).....												
15.1 Collectively renewable A&H (b).....												
15.2 Non-cancelable A&H (b).....												
15.3 Guaranteed renewable A&H (b).....												
15.4 Non-renewable for stated reasons only (b).....												
15.5 Other accident only.....												
15.6 Medicare Title XVIII exempt from state taxes or fees.....												
15.7 All other A&H (b).....												
15.8 Federal employees health benefits plan premium.....												
16. Workers' compensation.....												
17.1 Other liability-occurrence.....	653	648		319		(205)	596		5	5	3	22
17.2 Other liability-claims-made.....												
17.3 Excess workers' compensation.....												
18. Products liability.....												
19.1 Private passenger auto no-fault (personal injury protection).....												
19.2 Other private passenger auto liability.....	216,246	231,592		84,632	264,646	287,267	86,952	7,134	9,649	7,457	8,401	6,772
19.3 Commercial auto no-fault (personal injury protection).....												
19.4 Other commercial auto liability.....												
21.1 Private passenger auto physical damage.....	181,724	197,969		71,875	137,202	121,387	17,541	224	504	221	7,164	5,683
21.2 Commercial auto physical damage.....												
22. Aircraft (all perils).....												
23. Fidelity.....												
24. Surety.....												
26. Burglary and theft.....												
27. Boiler and machinery.....												
28. Credit.....												
30. Warranty.....												
34. Aggregate write-ins for other lines of business.....	0	0	0	0	0	0	0	0	0	0	0	0
35. TOTALS (a).....	508,521	541,089	0	210,625	482,112	528,942	155,617	7,358	11,438	9,302	19,058	15,914

DETAILS OF WRITE-INS

3401. MISCELLANEOUS.....												
3402.....												
3403.....												
3498. Summary of remaining write-ins for Line 34 from overflow page.....	0	0	0	0	0	0	0	0	0	0	0	0
3499. TOTALS (Lines 3401 through 3403 plus 3498) (Line 34 above).....	0	0	0	0	0	0	0	0	0	0	0	0

(a) Finance and service charges not included in Lines 1 to 35 \$....865.

(b) For health business on indicated lines report: Number of persons insured under PPO managed care products.....0 and number of persons insured under indemnity only products.....0.

EXHIBIT OF PREMIUMS AND LOSSES (Statutory Page 14)



NAIC Group Code.....241 NAIC Company Code....34339

BUSINESS IN THE STATE OF ALABAMA DURING THE YEAR

19.A1

Line of Business	Gross Premiums, Including Policy and Membership Fees, Less Return Premiums and Premiums on Policies not Taken		3 Dividends Paid or Credited to Policyholders on Direct Business	4 Direct Unearned Premium Reserves	5 Direct Losses Paid (deducting salvage)	6 Direct Losses Incurred	7 Direct Losses Unpaid	8 Direct Defense and Cost Containment Expense Paid	9 Direct Defense and Cost Containment Expense Incurred	10 Direct Defense and Cost Containment Expense Unpaid	11 Commissions and Brokerage Expenses	12 Taxes, Licenses and Fees
	1 Direct Premiums Written	2 Direct Premiums Earned										
1. Fire.....												
2.1 Allied lines.....												
2.2 Multiple peril crop.....												
2.3 Federal flood.....												
2.4 Private crop.....												
2.5 Private flood.....												
3. Farmowners multiple peril.....												
4. Homeowners multiple peril.....	3,305,883	3,269,985	73	1,717,021	1,965,159	1,883,515	379,190	360	(4,699)	10,699	128,753	130,433
5.1 Commercial multiple peril (non-liability portion).....												
5.2 Commercial multiple peril (liability portion).....												
6. Mortgage guaranty.....												
8. Ocean marine.....												
9. Inland marine.....	35,817	35,820		18,044	10,018	16,051	8,234		104	179	1,378	1,419
10. Financial guaranty.....												
11. Medical professional liability.....												
12. Earthquake.....	3,229	3,056		1,871		12	234			7	130	128
13. Group accident and health (b).....												
14. Credit A&H (group and individual).....												
15.1 Collectively renewable A&H (b).....												
15.2 Non-cancelable A&H (b).....												
15.3 Guaranteed renewable A&H (b).....												
15.4 Non-renewable for stated reasons only (b).....												
15.5 Other accident only.....												
15.6 Medicare Title XVIII exempt from state taxes or fees.....												
15.7 All other A&H (b).....												
15.8 Federal employees health benefits plan premium.....												
16. Workers' compensation.....												
17.1 Other liability-occurrence.....												
17.2 Other liability-claims-made.....												
17.3 Excess workers' compensation.....												
18. Products liability.....												
19.1 Private passenger auto no-fault (personal injury protection).....												
19.2 Other private passenger auto liability.....	7,163,316	6,984,848	99	3,255,896	3,927,982	4,221,704	4,011,272	67,741	123,361	350,772	255,247	282,642
19.3 Commercial auto no-fault (personal injury protection).....												
19.4 Other commercial auto liability.....												
21.1 Private passenger auto physical damage.....	6,733,317	6,521,615	94	3,033,679	3,451,056	3,424,398	272,180	5,440	5,419	(1,391)	239,629	265,653
21.2 Commercial auto physical damage.....												
22. Aircraft (all perils).....												
23. Fidelity.....												
24. Surety.....												
26. Burglary and theft.....												
27. Boiler and machinery.....												
28. Credit.....												
30. Warranty.....												
34. Aggregate write-ins for other lines of business.....	0	0	0	0	0	0	0	0	0	0	0	0
35. TOTALS (a).....	17,241,562	16,815,324	266	8,026,511	9,354,215	9,545,680	4,671,110	73,541	124,185	360,266	625,137	680,275

DETAILS OF WRITE-INS

3401. MISCELLANEOUS.....												
3402.												
3403.												
3498. Summary of remaining write-ins for Line 34 from overflow page.....	0	0	0	0	0	0	0	0	0	0	0	0
3499. TOTALS (Lines 3401 through 3403 plus 3498) (Line 34 above).....	0	0	0	0	0	0	0	0	0	0	0	0

(a) Finance and service charges not included in Lines 1 to 35 \$.....3,166.

(b) For health business on indicated lines report: Number of persons insured under PPO managed care products.....0 and number of persons insured under indemnity only products.....0.

EXHIBIT OF PREMIUMS AND LOSSES (Statutory Page 14)



NAIC Group Code.....241 NAIC Company Code....34339

BUSINESS IN THE STATE OF ARKANSAS DURING THE YEAR

19.AR

Line of Business	Gross Premiums, Including Policy and Membership Fees, Less Return Premiums and Premiums on Policies not Taken		3 Dividends Paid or Credited to Policyholders on Direct Business	4 Direct Unearned Premium Reserves	5 Direct Losses Paid (deducting salvage)	6 Direct Losses Incurred	7 Direct Losses Unpaid	8 Direct Defense and Cost Containment Expense Paid	9 Direct Defense and Cost Containment Expense Incurred	10 Direct Defense and Cost Containment Expense Unpaid	11 Commissions and Brokerage Expenses	12 Taxes, Licenses and Fees
	1 Direct Premiums Written	2 Direct Premiums Earned										
1. Fire.....												
2.1 Allied lines.....												
2.2 Multiple peril crop.....												
2.3 Federal flood.....												
2.4 Private crop.....												
2.5 Private flood.....												
3. Farmowners multiple peril.....												
4. Homeowners multiple peril.....												
5.1 Commercial multiple peril (non-liability portion).....												
5.2 Commercial multiple peril (liability portion).....												
6. Mortgage guaranty.....												
8. Ocean marine.....												
9. Inland marine.....												
10. Financial guaranty.....												
11. Medical professional liability.....												
12. Earthquake.....												
13. Group accident and health (b).....												
14. Credit A&H (group and individual).....												
15.1 Collectively renewable A&H (b).....												
15.2 Non-cancelable A&H (b).....												
15.3 Guaranteed renewable A&H (b).....												
15.4 Non-renewable for stated reasons only (b).....												
15.5 Other accident only.....												
15.6 Medicare Title XVIII exempt from state taxes or fees.....												
15.7 All other A&H (b).....												
15.8 Federal employees health benefits plan premium.....												
16. Workers' compensation.....												
17.1 Other liability-occurrence.....												
17.2 Other liability-claims-made.....												
17.3 Excess workers' compensation.....												
18. Products liability.....												
19.1 Private passenger auto no-fault (personal injury protection).....	330,161	352,483	3	142,472	251,681	154,110	51,783	58	(20,430)	9,863	13,647	10,070
19.2 Other private passenger auto liability.....	2,973,300	3,093,299	27	1,354,621	1,775,327	1,207,068	1,125,913	17,446	(24,353)	93,948	121,070	90,972
19.3 Commercial auto no-fault (personal injury protection).....												
19.4 Other commercial auto liability.....												
21.1 Private passenger auto physical damage.....	3,131,243	3,144,055	27	1,425,803	1,489,033	1,540,740	100,472	2,258	982	(99)	128,379	95,724
21.2 Commercial auto physical damage.....												
22. Aircraft (all perils).....												
23. Fidelity.....												
24. Surety.....												
26. Burglary and theft.....												
27. Boiler and machinery.....												
28. Credit.....												
30. Warranty.....												
34. Aggregate write-ins for other lines of business.....	0	0	0	0	0	0	0	0	0	0	0	0
35. TOTALS (a).....	6,434,704	6,589,837	57	2,922,896	3,516,041	2,901,918	1,278,168	19,762	(43,801)	103,712	263,096	196,766

DETAILS OF WRITE-INS

3401. MISCELLANEOUS.....												
3402.												
3403.												
3498. Summary of remaining write-ins for Line 34 from overflow page.....	0	0	0	0	0	0	0	0	0	0	0	0
3499. TOTALS (Lines 3401 through 3403 plus 3498) (Line 34 above).....	0	0	0	0	0	0	0	0	0	0	0	0

(a) Finance and service charges not included in Lines 1 to 35 \$....2,487.

(b) For health business on indicated lines report: Number of persons insured under PPO managed care products.....0 and number of persons insured under indemnity only products.....0.

EXHIBIT OF PREMIUMS AND LOSSES (Statutory Page 14)



NAIC Group Code.....241 NAIC Company Code....34339

BUSINESS IN THE STATE OF ARIZONA DURING THE YEAR

19.AZ

Line of Business	Gross Premiums, Including Policy and Membership Fees, Less Return Premiums and Premiums on Policies not Taken		3 Dividends Paid or Credited to Policyholders on Direct Business	4 Direct Unearned Premium Reserves	5 Direct Losses Paid (deducting salvage)	6 Direct Losses Incurred	7 Direct Losses Unpaid	8 Direct Defense and Cost Containment Expense Paid	9 Direct Defense and Cost Containment Expense Incurred	10 Direct Defense and Cost Containment Expense Unpaid	11 Commissions and Brokerage Expenses	12 Taxes, Licenses and Fees
	1 Direct Premiums Written	2 Direct Premiums Earned										
1. Fire.....												
2.1 Allied lines.....												
2.2 Multiple peril crop.....												
2.3 Federal flood.....												
2.4 Private crop.....												
2.5 Private flood.....												
3. Farmowners multiple peril.....												
4. Homeowners multiple peril.....	5,938,045	5,856,970	458	3,135,927	2,510,465	3,237,984	1,131,131	15,580	29,328	30,034	219,577	110,576
5.1 Commercial multiple peril (non-liability portion).....												
5.2 Commercial multiple peril (liability portion).....												
6. Mortgage guaranty.....												
8. Ocean marine.....												
9. Inland marine.....	116,287	115,197		60,443	64,421	64,381	4,992		(15)	167	4,290	2,167
10. Financial guaranty.....												
11. Medical professional liability.....												
12. Earthquake.....	2,073	1,998		1,019		(2)	114		(1)	3	77	38
13. Group accident and health (b).....												
14. Credit A&H (group and individual).....												
15.1 Collectively renewable A&H (b).....												
15.2 Non-cancelable A&H (b).....												
15.3 Guaranteed renewable A&H (b).....												
15.4 Non-renewable for stated reasons only (b).....												
15.5 Other accident only.....												
15.6 Medicare Title XVIII exempt from state taxes or fees.....												
15.7 All other A&H (b).....												
15.8 Federal employees health benefits plan premium.....												
16. Workers' compensation.....												
17.1 Other liability-occurrence.....												
17.2 Other liability-claims-made.....												
17.3 Excess workers' compensation.....												
18. Products liability.....												
19.1 Private passenger auto no-fault (personal injury protection).....												
19.2 Other private passenger auto liability.....	14,593,152	14,200,738	658	6,373,967	7,605,451	8,090,744	10,003,208	188,974	305,035	884,661	527,901	324,869
19.3 Commercial auto no-fault (personal injury protection).....												
19.4 Other commercial auto liability.....												
21.1 Private passenger auto physical damage.....	10,700,211	10,282,245	454	4,631,033	5,569,363	5,659,431	(73,360)	18,752	19,391	9,096	386,897	238,165
21.2 Commercial auto physical damage.....												
22. Aircraft (all perils).....												
23. Fidelity.....												
24. Surety.....												
26. Burglary and theft.....												
27. Boiler and machinery.....												
28. Credit.....												
30. Warranty.....												
34. Aggregate write-ins for other lines of business.....	0	0	0	0	0	0	0	0	0	0	0	0
35. TOTALS (a).....	31,349,768	30,457,148	1,570	14,202,389	15,749,700	17,052,538	11,066,085	223,306	353,738	923,961	1,138,742	675,815

DETAILS OF WRITE-INS

3401. MISCELLANEOUS.....												
3402.												
3403.												
3498. Summary of remaining write-ins for Line 34 from overflow page.....	0	0	0	0	0	0	0	0	0	0	0	0
3499. TOTALS (Lines 3401 through 3403 plus 3498) (Line 34 above).....	0	0	0	0	0	0	0	0	0	0	0	0

(a) Finance and service charges not included in Lines 1 to 35 \$....15,658.

(b) For health business on indicated lines report: Number of persons insured under PPO managed care products.....0 and number of persons insured under indemnity only products.....0.

EXHIBIT OF PREMIUMS AND LOSSES (Statutory Page 14)



NAIC Group Code.....241 NAIC Company Code....34339

BUSINESS IN THE STATE OF CALIFORNIA DURING THE YEAR

19.CA

Line of Business	Gross Premiums, Including Policy and Membership Fees, Less Return Premiums and Premiums on Policies not Taken		3 Dividends Paid or Credited to Policyholders on Direct Business	4 Direct Unearned Premium Reserves	5 Direct Losses Paid (deducting salvage)	6 Direct Losses Incurred	7 Direct Losses Unpaid	8 Direct Defense and Cost Containment Expense Paid	9 Direct Defense and Cost Containment Expense Incurred	10 Direct Defense and Cost Containment Expense Unpaid	11 Commissions and Brokerage Expenses	12 Taxes, Licenses and Fees
	1 Direct Premiums Written	2 Direct Premiums Earned										
1. Fire.....												
2.1 Allied lines.....												
2.2 Multiple peril crop.....												
2.3 Federal flood.....												
2.4 Private crop.....												
2.5 Private flood.....												
3. Farmowners multiple peril.....												
4. Homeowners multiple peril.....												
5.1 Commercial multiple peril (non-liability portion).....												
5.2 Commercial multiple peril (liability portion).....												
6. Mortgage guaranty.....												
8. Ocean marine.....												
9. Inland marine.....												
10. Financial guaranty.....												
11. Medical professional liability.....												
12. Earthquake.....												
13. Group accident and health (b).....												
14. Credit A&H (group and individual).....												
15.1 Collectively renewable A&H (b).....												
15.2 Non-cancelable A&H (b).....												
15.3 Guaranteed renewable A&H (b).....												
15.4 Non-renewable for stated reasons only (b).....												
15.5 Other accident only.....												
15.6 Medicare Title XVIII exempt from state taxes or fees.....												
15.7 All other A&H (b).....												
15.8 Federal employees health benefits plan premium.....												
16. Workers' compensation.....												
17.1 Other liability-occurrence.....												
17.2 Other liability-claims-made.....												
17.3 Excess workers' compensation.....												
18. Products liability.....												
19.1 Private passenger auto no-fault (personal injury protection).....												
19.2 Other private passenger auto liability.....												
19.3 Commercial auto no-fault (personal injury protection).....												
19.4 Other commercial auto liability.....												
21.1 Private passenger auto physical damage.....												
21.2 Commercial auto physical damage.....												
22. Aircraft (all perils).....												
23. Fidelity.....												
24. Surety.....												
26. Burglary and theft.....												
27. Boiler and machinery.....												
28. Credit.....												
30. Warranty.....												
34. Aggregate write-ins for other lines of business.....	0	0	0	0	0	0	0	0	0	0	0	894
35. TOTALS (a).....	0	0	0	0	0	0	0	0	0	0	0	894

DETAILS OF WRITE-INS

3401. MISCELLANEOUS.....												894
3402.												
3403.												
3498. Summary of remaining write-ins for Line 34 from overflow page.....	0	0	0	0	0	0	0	0	0	0	0	0
3499. TOTALS (Lines 3401 through 3403 plus 3498) (Line 34 above).....	0	0	0	0	0	0	0	0	0	0	0	894

(a) Finance and service charges not included in Lines 1 to 35 \$.....0.

(b) For health business on indicated lines report: Number of persons insured under PPO managed care products.....0 and number of persons insured under indemnity only products.....0.

EXHIBIT OF PREMIUMS AND LOSSES (Statutory Page 14)



NAIC Group Code.....241 NAIC Company Code....34339

BUSINESS IN THE STATE OF COLORADO DURING THE YEAR

19.CO

Line of Business	Gross Premiums, Including Policy and Membership Fees, Less Return Premiums and Premiums on Policies not Taken		3 Dividends Paid or Credited to Policyholders on Direct Business	4 Direct Unearned Premium Reserves	5 Direct Losses Paid (deducting salvage)	6 Direct Losses Incurred	7 Direct Losses Unpaid	8 Direct Defense and Cost Containment Expense Paid	9 Direct Defense and Cost Containment Expense Incurred	10 Direct Defense and Cost Containment Expense Unpaid	11 Commissions and Brokerage Expenses	12 Taxes, Licenses and Fees
	1 Direct Premiums Written	2 Direct Premiums Earned										
1. Fire.....												
2.1 Allied lines.....												
2.2 Multiple peril crop.....												
2.3 Federal flood.....												
2.4 Private crop.....												
2.5 Private flood.....												
3. Farmowners multiple peril.....												
4. Homeowners multiple peril.....												
5.1 Commercial multiple peril (non-liability portion).....												
5.2 Commercial multiple peril (liability portion).....												
6. Mortgage guaranty.....												
8. Ocean marine.....												
9. Inland marine.....												
10. Financial guaranty.....												
11. Medical professional liability.....												
12. Earthquake.....												
13. Group accident and health (b).....												
14. Credit A&H (group and individual).....												
15.1 Collectively renewable A&H (b).....												
15.2 Non-cancelable A&H (b).....												
15.3 Guaranteed renewable A&H (b).....												
15.4 Non-renewable for stated reasons only (b).....												
15.5 Other accident only.....												
15.6 Medicare Title XVIII exempt from state taxes or fees.....												
15.7 All other A&H (b).....												
15.8 Federal employees health benefits plan premium.....												
16. Workers' compensation.....												
17.1 Other liability-occurrence.....												
17.2 Other liability-claims-made.....												
17.3 Excess workers' compensation.....												
18. Products liability.....												
19.1 Private passenger auto no-fault (personal injury protection).....												
19.2 Other private passenger auto liability.....												
19.3 Commercial auto no-fault (personal injury protection).....												
19.4 Other commercial auto liability.....												
21.1 Private passenger auto physical damage.....												
21.2 Commercial auto physical damage.....												
22. Aircraft (all perils).....												
23. Fidelity.....												
24. Surety.....												
26. Burglary and theft.....												
27. Boiler and machinery.....												
28. Credit.....												
30. Warranty.....												
34. Aggregate write-ins for other lines of business.....	0	0	0	0	0	0	0	0	0	0	0	0
35. TOTALS (a).....	0	0	0	0	0	0	0	0	0	0	0	0

DETAILS OF WRITE-INS

3401. MISCELLANEOUS.....												
3402.												
3403.												
3498. Summary of remaining write-ins for Line 34 from overflow page.....	0	0	0	0	0	0	0	0	0	0	0	0
3499. TOTALS (Lines 3401 through 3403 plus 3498) (Line 34 above).....	0	0	0	0	0	0	0	0	0	0	0	0

(a) Finance and service charges not included in Lines 1 to 35 \$.....0.

(b) For health business on indicated lines report: Number of persons insured under PPO managed care products.....0 and number of persons insured under indemnity only products.....0.

EXHIBIT OF PREMIUMS AND LOSSES (Statutory Page 14)



NAIC Group Code.....241 NAIC Company Code....34339

BUSINESS IN THE STATE OF CONNECTICUT DURING THE YEAR

19.CT

Line of Business	Gross Premiums, Including Policy and Membership Fees, Less Return Premiums and Premiums on Policies not Taken		3 Dividends Paid or Credited to Policyholders on Direct Business	4 Direct Unearned Premium Reserves	5 Direct Losses Paid (deducting salvage)	6 Direct Losses Incurred	7 Direct Losses Unpaid	8 Direct Defense and Cost Containment Expense Paid	9 Direct Defense and Cost Containment Expense Incurred	10 Direct Defense and Cost Containment Expense Unpaid	11 Commissions and Brokerage Expenses	12 Taxes, Licenses and Fees
	1 Direct Premiums Written	2 Direct Premiums Earned										
1. Fire.....												
2.1 Allied lines.....												
2.2 Multiple peril crop.....												
2.3 Federal flood.....												
2.4 Private crop.....												
2.5 Private flood.....												
3. Farmowners multiple peril.....												
4. Homeowners multiple peril.....	19,864,723	19,611,242	820	10,483,453	13,603,560	14,271,179	2,837,237	62,470	67,870	85,333	1,195,135	393,153
5.1 Commercial multiple peril (non-liability portion).....												
5.2 Commercial multiple peril (liability portion).....												
6. Mortgage guaranty.....												
8. Ocean marine.....												
9. Inland marine.....	418,508	422,493		216,515	94,363	75,351	24,849	823	437	762	24,698	8,290
10. Financial guaranty.....												
11. Medical professional liability.....												
12. Earthquake.....	14,828	14,728		7,506		63	917		(1)	27	888	293
13. Group accident and health (b).....												
14. Credit A&H (group and individual).....												
15.1 Collectively renewable A&H (b).....												
15.2 Non-cancelable A&H (b).....												
15.3 Guaranteed renewable A&H (b).....												
15.4 Non-renewable for stated reasons only (b).....												
15.5 Other accident only.....												
15.6 Medicare Title XVIII exempt from state taxes or fees.....												
15.7 All other A&H (b).....												
15.8 Federal employees health benefits plan premium.....												
16. Workers' compensation.....												
17.1 Other liability-occurrence.....												
17.2 Other liability-claims-made.....												
17.3 Excess workers' compensation.....												
18. Products liability.....												
19.1 Private passenger auto no-fault (personal injury protection).....												
19.2 Other private passenger auto liability.....	33,296,161	31,945,988	737	13,972,336	20,680,792	19,923,226	27,064,964	235,448	392,546	2,462,722	1,792,882	658,986
19.3 Commercial auto no-fault (personal injury protection).....												
19.4 Other commercial auto liability.....												
21.1 Private passenger auto physical damage.....	21,044,250	20,735,080	490	8,592,692	13,639,330	13,460,292	(52,717)	93,476	103,454	19,606	1,143,206	416,512
21.2 Commercial auto physical damage.....												
22. Aircraft (all perils).....												
23. Fidelity.....												
24. Surety.....												
26. Burglary and theft.....												
27. Boiler and machinery.....												
28. Credit.....												
30. Warranty.....												
34. Aggregate write-ins for other lines of business.....	0	0	0	0	0	0	0	0	0	0	0	0
35. TOTALS (a).....	74,638,470	72,729,531	2,047	33,272,502	48,018,045	47,730,111	29,875,250	392,217	564,306	2,568,450	4,156,809	1,477,234

DETAILS OF WRITE-INS

3401. MISCELLANEOUS.....												
3402.												
3403.												
3498. Summary of remaining write-ins for Line 34 from overflow page.....	0	0	0	0	0	0	0	0	0	0	0	0
3499. TOTALS (Lines 3401 through 3403 plus 3498) (Line 34 above).....	0	0	0	0	0	0	0	0	0	0	0	0

(a) Finance and service charges not included in Lines 1 to 35 \$....142,645.

(b) For health business on indicated lines report: Number of persons insured under PPO managed care products.....0 and number of persons insured under indemnity only products.....0.

EXHIBIT OF PREMIUMS AND LOSSES (Statutory Page 14)



NAIC Group Code.....241 NAIC Company Code....34339

BUSINESS IN THE STATE OF DISTRICT OF COLUMBIA DURING THE YEAR

19.DC

Line of Business	Gross Premiums, Including Policy and Membership Fees, Less Return Premiums and Premiums on Policies not Taken		3 Dividends Paid or Credited to Policyholders on Direct Business	4 Direct Unearned Premium Reserves	5 Direct Losses Paid (deducting salvage)	6 Direct Losses Incurred	7 Direct Losses Unpaid	8 Direct Defense and Cost Containment Expense Paid	9 Direct Defense and Cost Containment Expense Incurred	10 Direct Defense and Cost Containment Expense Unpaid	11 Commissions and Brokerage Expenses	12 Taxes, Licenses and Fees
	1 Direct Premiums Written	2 Direct Premiums Earned										
1. Fire.....												
2.1 Allied lines.....												
2.2 Multiple peril crop.....												
2.3 Federal flood.....												
2.4 Private crop.....												
2.5 Private flood.....												
3. Farmowners multiple peril.....												
4. Homeowners multiple peril.....	86,781	89,071		45,130	58,827	68,986	24,939		225	602	4,716	2,185
5.1 Commercial multiple peril (non-liability portion).....												
5.2 Commercial multiple peril (liability portion).....												
6. Mortgage guaranty.....												
8. Ocean marine.....												
9. Inland marine.....	3,580	3,672		1,376		132	584		2	17	103	88
10. Financial guaranty.....												
11. Medical professional liability.....												
12. Earthquake.....		28				3	5					
13. Group accident and health (b).....												
14. Credit A&H (group and individual).....												
15.1 Collectively renewable A&H (b).....												
15.2 Non-cancelable A&H (b).....												
15.3 Guaranteed renewable A&H (b).....												
15.4 Non-renewable for stated reasons only (b).....												
15.5 Other accident only.....												
15.6 Medicare Title XVIII exempt from state taxes or fees.....												
15.7 All other A&H (b).....												
15.8 Federal employees health benefits plan premium.....												
16. Workers' compensation.....												
17.1 Other liability-occurrence.....	1,118	979		370		59	562		1	4	2	28
17.2 Other liability-claims-made.....												
17.3 Excess workers' compensation.....												
18. Products liability.....												
19.1 Private passenger auto no-fault (personal injury protection).....	1,067	1,026		969		(4,472)	391		(915)	74	50	37
19.2 Other private passenger auto liability.....	42,478	43,157		23,689	16,174	11,715	13,023		(641)	487	1,837	1,132
19.3 Commercial auto no-fault (personal injury protection).....												
19.4 Other commercial auto liability.....												
21.1 Private passenger auto physical damage.....	85,972	81,464		44,129	15,805	27,881	14,396		(449)	(452)	2,846	2,089
21.2 Commercial auto physical damage.....												
22. Aircraft (all perils).....												
23. Fidelity.....												
24. Surety.....												
26. Burglary and theft.....												
27. Boiler and machinery.....												
28. Credit.....												
30. Warranty.....												
34. Aggregate write-ins for other lines of business.....	0	0	0	0	0	0	0	0	0	0	0	0
35. TOTALS (a).....	220,996	219,397	0	115,663	90,806	104,304	53,900	0	(1,777)	732	9,554	5,559

DETAILS OF WRITE-INS

3401. MISCELLANEOUS.....												
3402.												
3403.												
3498. Summary of remaining write-ins for Line 34 from overflow page.....	0	0	0	0	0	0	0	0	0	0	0	0
3499. TOTALS (Lines 3401 through 3403 plus 3498) (Line 34 above).....	0	0	0	0	0	0	0	0	0	0	0	0

(a) Finance and service charges not included in Lines 1 to 35 \$....885.

(b) For health business on indicated lines report: Number of persons insured under PPO managed care products.....0 and number of persons insured under indemnity only products.....0.

EXHIBIT OF PREMIUMS AND LOSSES (Statutory Page 14)



NAIC Group Code.....241 NAIC Company Code....34339

BUSINESS IN THE STATE OF DELAWARE DURING THE YEAR

Line of Business	Gross Premiums, Including Policy and Membership Fees, Less Return Premiums and Premiums on Policies not Taken		3 Dividends Paid or Credited to Policyholders on Direct Business	4 Direct Unearned Premium Reserves	5 Direct Losses Paid (deducting salvage)	6 Direct Losses Incurred	7 Direct Losses Unpaid	8 Direct Defense and Cost Containment Expense Paid	9 Direct Defense and Cost Containment Expense Incurred	10 Direct Defense and Cost Containment Expense Unpaid	11 Commissions and Brokerage Expenses	12 Taxes, Licenses and Fees
	1 Direct Premiums Written	2 Direct Premiums Earned										
1. Fire.....												
2.1 Allied lines.....												
2.2 Multiple peril crop.....												
2.3 Federal flood.....												
2.4 Private crop.....												
2.5 Private flood.....												
3. Farmowners multiple peril.....												
4. Homeowners multiple peril.....	964,888	922,358		516,238	403,279	394,283	78,587	198	(216)	2,903	35,230	19,507
5.1 Commercial multiple peril (non-liability portion).....												
5.2 Commercial multiple peril (liability portion).....												
6. Mortgage guaranty.....												
8. Ocean marine.....												
9. Inland marine.....	18,810	17,834		10,284		22	881		(2)	26	686	381
10. Financial guaranty.....												
11. Medical professional liability.....												
12. Earthquake.....	187	207		136		(3)	12				7	4
13. Group accident and health (b).....												
14. Credit A&H (group and individual).....												
15.1 Collectively renewable A&H (b).....												
15.2 Non-cancelable A&H (b).....												
15.3 Guaranteed renewable A&H (b).....												
15.4 Non-renewable for stated reasons only (b).....												
15.5 Other accident only.....												
15.6 Medicare Title XVIII exempt from state taxes or fees.....												
15.7 All other A&H (b).....												
15.8 Federal employees health benefits plan premium.....												
16. Workers' compensation.....												
17.1 Other liability-occurrence.....												
17.2 Other liability-claims-made.....												
17.3 Excess workers' compensation.....												
18. Products liability.....												
19.1 Private passenger auto no-fault (personal injury protection).....	1,072,142	996,038	27	445,951	543,222	715,103	475,291	7,987	36,858	90,529	41,672	21,681
19.2 Other private passenger auto liability.....	2,903,188	2,616,311	71	1,229,705	1,674,198	1,910,809	2,531,523	122,052	167,423	230,930	112,827	58,706
19.3 Commercial auto no-fault (personal injury protection).....												
19.4 Other commercial auto liability.....												
21.1 Private passenger auto physical damage.....	2,246,839	2,136,181	62	904,966	1,241,229	1,227,289	(16,939)	3,057	3,698	2,176	87,582	45,412
21.2 Commercial auto physical damage.....												
22. Aircraft (all perils).....												
23. Fidelity.....												
24. Surety.....												
26. Burglary and theft.....												
27. Boiler and machinery.....												
28. Credit.....												
30. Warranty.....												
34. Aggregate write-ins for other lines of business.....	0	0	0	0	0	0	0	0	0	0	0	0
35. TOTALS (a).....	7,206,054	6,688,929	160	3,107,280	3,861,928	4,247,503	3,069,355	133,294	207,761	326,564	278,004	145,691

DETAILS OF WRITE-INS

3401. MISCELLANEOUS.....												
3402.												
3403.												
3498. Summary of remaining write-ins for Line 34 from overflow page.....	0	0	0	0	0	0	0	0	0	0	0	0
3499. TOTALS (Lines 3401 through 3403 plus 3498) (Line 34 above).....	0	0	0	0	0	0	0	0	0	0	0	0

(a) Finance and service charges not included in Lines 1 to 35 \$....8,183.

(b) For health business on indicated lines report: Number of persons insured under PPO managed care products.....0 and number of persons insured under indemnity only products.....0.

19.DE

EXHIBIT OF PREMIUMS AND LOSSES (Statutory Page 14)



NAIC Group Code.....241 NAIC Company Code....34339

BUSINESS IN THE STATE OF FLORIDA DURING THE YEAR

19.FL

Line of Business	Gross Premiums, Including Policy and Membership Fees, Less Return Premiums and Premiums on Policies not Taken		3 Dividends Paid or Credited to Policyholders on Direct Business	4 Direct Unearned Premium Reserves	5 Direct Losses Paid (deducting salvage)	6 Direct Losses Incurred	7 Direct Losses Unpaid	8 Direct Defense and Cost Containment Expense Paid	9 Direct Defense and Cost Containment Expense Incurred	10 Direct Defense and Cost Containment Expense Unpaid	11 Commissions and Brokerage Expenses	12 Taxes, Licenses and Fees
	1 Direct Premiums Written	2 Direct Premiums Earned										
1. Fire.....												
2.1 Allied lines.....												
2.2 Multiple peril crop.....												
2.3 Federal flood.....												
2.4 Private crop.....												
2.5 Private flood.....												
3. Farmowners multiple peril.....												
4. Homeowners multiple peril.....												
5.1 Commercial multiple peril (non-liability portion).....												
5.2 Commercial multiple peril (liability portion).....												
6. Mortgage guaranty.....												
8. Ocean marine.....												
9. Inland marine.....												
10. Financial guaranty.....												
11. Medical professional liability.....												
12. Earthquake.....												
13. Group accident and health (b).....												
14. Credit A&H (group and individual).....												
15.1 Collectively renewable A&H (b).....												
15.2 Non-cancelable A&H (b).....												
15.3 Guaranteed renewable A&H (b).....												
15.4 Non-renewable for stated reasons only (b).....												
15.5 Other accident only.....												
15.6 Medicare Title XVIII exempt from state taxes or fees.....												
15.7 All other A&H (b).....												
15.8 Federal employees health benefits plan premium.....												
16. Workers' compensation.....												
17.1 Other liability-occurrence.....												
17.2 Other liability-claims-made.....												
17.3 Excess workers' compensation.....												
18. Products liability.....												
19.1 Private passenger auto no-fault (personal injury protection).....	.26	.13		.26		(68)	52		(14)	10	4	2,213
19.2 Other private passenger auto liability.....	115	109		115		(203)	189		(14)	17	18	9,788
19.3 Commercial auto no-fault (personal injury protection).....												
19.4 Other commercial auto liability.....												
21.1 Private passenger auto physical damage.....	.45			.45		(25)	2				7	3,830
21.2 Commercial auto physical damage.....												
22. Aircraft (all perils).....												
23. Fidelity.....												
24. Surety.....												
26. Burglary and theft.....												
27. Boiler and machinery.....												
28. Credit.....												
30. Warranty.....												
34. Aggregate write-ins for other lines of business.....	.0	.0	.0	.0	.0	.0	.0	.0	.0	.0	.0	.0
35. TOTALS (a).....	186	122	0	186	0	(296)	243	0	(28)	27	29	15,831

DETAILS OF WRITE-INS

3401. MISCELLANEOUS.....												
3402.												
3403.												
3498. Summary of remaining write-ins for Line 34 from overflow page.....	.0	.0	.0	.0	.0	.0	.0	.0	.0	.0	.0	.0
3499. TOTALS (Lines 3401 through 3403 plus 3498) (Line 34 above).....	.0	.0	.0	.0	.0	.0	.0	.0	.0	.0	.0	.0

(a) Finance and service charges not included in Lines 1 to 35 \$.....0.

(b) For health business on indicated lines report: Number of persons insured under PPO managed care products.....0 and number of persons insured under indemnity only products.....0.

EXHIBIT OF PREMIUMS AND LOSSES (Statutory Page 14)



NAIC Group Code.....241 NAIC Company Code....34339

BUSINESS IN THE STATE OF GEORGIA DURING THE YEAR

19.GA

Line of Business	Gross Premiums, Including Policy and Membership Fees, Less Return Premiums and Premiums on Policies not Taken		Dividends Paid or Credited to Policyholders on Direct Business	Direct Unearned Premium Reserves	Direct Losses Paid (deducting salvage)	Direct Losses Incurred	Direct Losses Unpaid	Direct Defense and Cost Containment Expense Paid	Direct Defense and Cost Containment Expense Incurred	Direct Defense and Cost Containment Expense Unpaid	Commissions and Brokerage Expenses	Taxes, Licenses and Fees
	Direct Premiums Written	Direct Premiums Earned										
1. Fire.....												
2.1 Allied lines.....												
2.2 Multiple peril crop.....												
2.3 Federal flood.....												
2.4 Private crop.....												
2.5 Private flood.....												
3. Farmowners multiple peril.....												
4. Homeowners multiple peril.....	9,791,446	9,354,722	2,304	5,275,854	7,440,233	7,253,328	1,207,685	5,944	(737)	35,938	339,055	537,822
5.1 Commercial multiple peril (non-liability portion).....												
5.2 Commercial multiple peril (liability portion).....												
6. Mortgage guaranty.....												
8. Ocean marine.....												
9. Inland marine.....	161,098	165,173		78,800	65,565	29,755	19,704	1,395	631	532	5,586	8,839
10. Financial guaranty.....												
11. Medical professional liability.....												
12. Earthquake.....	3,612	3,524		2,211		(88)	321		(3)	10	115	198
13. Group accident and health (b).....												
14. Credit A&H (group and individual).....												
15.1 Collectively renewable A&H (b).....												
15.2 Non-cancelable A&H (b).....												
15.3 Guaranteed renewable A&H (b).....												
15.4 Non-renewable for stated reasons only (b).....												
15.5 Other accident only.....												
15.6 Medicare Title XVIII exempt from state taxes or fees.....												
15.7 All other A&H (b).....												
15.8 Federal employees health benefits plan premium.....												
16. Workers' compensation.....												
17.1 Other liability-occurrence.....												
17.2 Other liability-claims-made.....												
17.3 Excess workers' compensation.....												
18. Products liability.....												
19.1 Private passenger auto no-fault (personal injury protection).....												
19.2 Other private passenger auto liability.....	27,155,152	27,995,510	1,695	11,593,128	17,231,139	16,109,006	14,862,014	395,079	451,813	1,335,852	908,640	1,327,854
19.3 Commercial auto no-fault (personal injury protection).....												
19.4 Other commercial auto liability.....												
21.1 Private passenger auto physical damage.....	14,113,742	14,479,172	879	6,005,594	6,842,027	6,595,736	32,804	27,443	31,071	14,196	472,659	690,034
21.2 Commercial auto physical damage.....												
22. Aircraft (all perils).....												
23. Fidelity.....												
24. Surety.....												
26. Burglary and theft.....												
27. Boiler and machinery.....												
28. Credit.....												
30. Warranty.....												
34. Aggregate write-ins for other lines of business.....	0	0	0	0	0	0	0	0	0	0	0	0
35. TOTALS (a).....	51,225,050	51,998,101	4,878	22,955,587	31,578,964	29,987,737	16,122,528	429,861	482,775	1,386,528	1,726,055	2,564,747

DETAILS OF WRITE-INS

3401. MISCELLANEOUS.....												
3402.												
3403.												
3498. Summary of remaining write-ins for Line 34 from overflow page.....	0	0	0	0	0	0	0	0	0	0	0	0
3499. TOTALS (Lines 3401 through 3403 plus 3498) (Line 34 above).....	0	0	0	0	0	0	0	0	0	0	0	0

(a) Finance and service charges not included in Lines 1 to 35 \$....27,099.

(b) For health business on indicated lines report: Number of persons insured under PPO managed care products.....0 and number of persons insured under indemnity only products.....0.

EXHIBIT OF PREMIUMS AND LOSSES (Statutory Page 14)



NAIC Group Code.....241 NAIC Company Code....34339

BUSINESS IN GRAND TOTAL DURING THE YEAR

19.GT

Line of Business	Gross Premiums, Including Policy and Membership Fees, Less Return Premiums and Premiums on Policies not Taken		3 Dividends Paid or Credited to Policyholders on Direct Business	4 Direct Unearned Premium Reserves	5 Direct Losses Paid (deducting salvage)	6 Direct Losses Incurred	7 Direct Losses Unpaid	8 Direct Defense and Cost Containment Expense Paid	9 Direct Defense and Cost Containment Expense Incurred	10 Direct Defense and Cost Containment Expense Unpaid	11 Commissions and Brokerage Expenses	12 Taxes, Licenses and Fees
	1 Direct Premiums Written	2 Direct Premiums Earned										
1. Fire.....												
2.1 Allied lines.....												
2.2 Multiple peril crop.....												
2.3 Federal flood.....	390	390		295							65	11
2.4 Private crop.....												
2.5 Private flood.....												
3. Farmowners multiple peril.....												
4. Homeowners multiple peril.....	143,576,468	140,661,492	16,640	76,419,608	76,296,326	76,565,769	20,053,969	436,922	381,900	634,341	6,475,823	3,749,098
5.1 Commercial multiple peril (non-liability portion).....												
5.2 Commercial multiple peril (liability portion).....												
6. Mortgage guaranty.....												
8. Ocean marine.....												
9. Inland marine.....	3,029,047	3,002,516		1,577,113	858,352	827,568	277,697	5,383	3,918	7,425	130,963	77,576
10. Financial guaranty.....												
11. Medical professional liability.....												
12. Earthquake.....	1,133,046	1,138,650		589,752	3,214	(4,128)	68,358		(440)	2,052	45,269	24,677
13. Group accident and health (b).....												
14. Credit A&H (group and individual).....												
15.1 Collectively renewable A&H (b).....												
15.2 Non-cancelable A&H (b).....												
15.3 Guaranteed renewable A&H (b).....												
15.4 Non-renewable for stated reasons only (b).....												
15.5 Other accident only.....												
15.6 Medicare Title XVIII exempt from state taxes or fees.....												
15.7 All other A&H (b).....												
15.8 Federal employees health benefits plan premium.....												
16. Workers' compensation.....												
17.1 Other liability-occurrence.....	2,949,197	2,853,079	59	1,478,979	2,112,500	2,291,867	4,852,963		7,084	37,688	373,848	76,862
17.2 Other liability-claims-made.....												
17.3 Excess workers' compensation.....												
18. Products liability.....												
19.1 Private passenger auto no-fault (personal injury protection).....	53,216,072	51,156,422	723	23,122,895	28,202,377	28,680,993	69,141,042	1,839,824	1,055,866	13,169,307	2,440,905	1,119,982
19.2 Other private passenger auto liability.....	317,526,026	308,619,619	18,269	138,923,133	184,833,188	179,349,874	212,293,040	5,889,022	7,114,870	18,953,626	12,322,827	7,981,963
19.3 Commercial auto no-fault (personal injury protection).....												
19.4 Other commercial auto liability.....												
21.1 Private passenger auto physical damage.....	272,216,576	263,836,808	14,913	118,339,085	143,112,820	140,802,254	1,268,390	525,764	595,026	163,241	10,749,256	6,508,727
21.2 Commercial auto physical damage.....												
22. Aircraft (all perils).....												
23. Fidelity.....												
24. Surety.....												
26. Burglary and theft.....												
27. Boiler and machinery.....												
28. Credit.....												
30. Warranty.....												
34. Aggregate write-ins for other lines of business.....	0	0	0	0	0	0	0	0	0	0	0	19,097
35. TOTALS (a).....	793,646,822	771,268,976	50,604	360,450,860	435,418,777	428,514,197	307,955,459	8,696,915	9,158,224	32,967,680	32,538,956	19,557,993

DETAILS OF WRITE-INS

3401. Miscellaneous.....												19,097
3402.												
3403.												
3498. Summary of remaining write-ins for Line 34 from overflow page.....	0	0	0	0	0	0	0	0	0	0	0	0
3499. TOTALS (Lines 3401 through 3403 plus 3498) (Line 34 above).....	0	0	0	0	0	0	0	0	0	0	0	19,097

(a) Finance and service charges not included in Lines 1 to 35 \$.....918,523.

(b) For health business on indicated lines report: Number of persons insured under PPO managed care products.....0 and number of persons insured under indemnity only products.....0.

EXHIBIT OF PREMIUMS AND LOSSES (Statutory Page 14)



NAIC Group Code.....241 NAIC Company Code....34339

BUSINESS IN THE STATE OF HAWAII DURING THE YEAR

19 HI

Line of Business	Gross Premiums, Including Policy and Membership Fees, Less Return Premiums and Premiums on Policies not Taken		3 Dividends Paid or Credited to Policyholders on Direct Business	4 Direct Unearned Premium Reserves	5 Direct Losses Paid (deducting salvage)	6 Direct Losses Incurred	7 Direct Losses Unpaid	8 Direct Defense and Cost Containment Expense Paid	9 Direct Defense and Cost Containment Expense Incurred	10 Direct Defense and Cost Containment Expense Unpaid	11 Commissions and Brokerage Expenses	12 Taxes, Licenses and Fees
	1 Direct Premiums Written	2 Direct Premiums Earned										
1. Fire.....												
2.1 Allied lines.....												
2.2 Multiple peril crop.....												
2.3 Federal flood.....												
2.4 Private crop.....												
2.5 Private flood.....												
3. Farmowners multiple peril.....												
4. Homeowners multiple peril.....												
5.1 Commercial multiple peril (non-liability portion).....												
5.2 Commercial multiple peril (liability portion).....												
6. Mortgage guaranty.....												
8. Ocean marine.....												
9. Inland marine.....												
10. Financial guaranty.....												
11. Medical professional liability.....												
12. Earthquake.....												
13. Group accident and health (b).....												
14. Credit A&H (group and individual).....												
15.1 Collectively renewable A&H (b).....												
15.2 Non-cancelable A&H (b).....												
15.3 Guaranteed renewable A&H (b).....												
15.4 Non-renewable for stated reasons only (b).....												
15.5 Other accident only.....												
15.6 Medicare Title XVIII exempt from state taxes or fees.....												
15.7 All other A&H (b).....												
15.8 Federal employees health benefits plan premium.....												
16. Workers' compensation.....												
17.1 Other liability-occurrence.....												
17.2 Other liability-claims-made.....												
17.3 Excess workers' compensation.....												
18. Products liability.....												
19.1 Private passenger auto no-fault (personal injury protection).....												
19.2 Other private passenger auto liability.....												
19.3 Commercial auto no-fault (personal injury protection).....												
19.4 Other commercial auto liability.....												
21.1 Private passenger auto physical damage.....												
21.2 Commercial auto physical damage.....												
22. Aircraft (all perils).....												
23. Fidelity.....												
24. Surety.....												
26. Burglary and theft.....												
27. Boiler and machinery.....												
28. Credit.....												
30. Warranty.....												
34. Aggregate write-ins for other lines of business.....	0	0	0	0	0	0	0	0	0	0	0	0
35. TOTALS (a).....	0	0	0	0	0	0	0	0	0	0	0	0

DETAILS OF WRITE-INS

3401. MISCELLANEOUS.....												
3402.												
3403.												
3498. Summary of remaining write-ins for Line 34 from overflow page.....	0	0	0	0	0	0	0	0	0	0	0	0
3499. TOTALS (Lines 3401 through 3403 plus 3498) (Line 34 above).....	0	0	0	0	0	0	0	0	0	0	0	0

(a) Finance and service charges not included in Lines 1 to 35 \$.....0.

(b) For health business on indicated lines report: Number of persons insured under PPO managed care products.....0 and number of persons insured under indemnity only products.....0.

EXHIBIT OF PREMIUMS AND LOSSES (Statutory Page 14)



NAIC Group Code.....241 NAIC Company Code....34339

BUSINESS IN THE STATE OF IOWA DURING THE YEAR

191A

Line of Business	Gross Premiums, Including Policy and Membership Fees, Less Return Premiums and Premiums on Policies not Taken		3 Dividends Paid or Credited to Policyholders on Direct Business	4 Direct Unearned Premium Reserves	5 Direct Losses Paid (deducting salvage)	6 Direct Losses Incurred	7 Direct Losses Unpaid	8 Direct Defense and Cost Containment Expense Paid	9 Direct Defense and Cost Containment Expense Incurred	10 Direct Defense and Cost Containment Expense Unpaid	11 Commissions and Brokerage Expenses	12 Taxes, Licenses and Fees
	1 Direct Premiums Written	2 Direct Premiums Earned										
1. Fire.....												
2.1 Allied lines.....												
2.2 Multiple peril crop.....												
2.3 Federal flood.....												
2.4 Private crop.....												
2.5 Private flood.....												
3. Farmowners multiple peril.....												
4. Homeowners multiple peril.....	1,249,812	1,222,912	52	686,606	493,237	476,560	80,277	(611)	2,400	48,660	24,616	
5.1 Commercial multiple peril (non-liability portion).....												
5.2 Commercial multiple peril (liability portion).....												
6. Mortgage guaranty.....												
8. Ocean marine.....												
9. Inland marine.....	15,952	15,537		8,812	1,733	1,777	978	(2)	30	613	314	
10. Financial guaranty.....												
11. Medical professional liability.....												
12. Earthquake.....	177	231		138	(6)	18		(1)	1	7	4	
13. Group accident and health (b).....												
14. Credit A&H (group and individual).....												
15.1 Collectively renewable A&H (b).....												
15.2 Non-cancelable A&H (b).....												
15.3 Guaranteed renewable A&H (b).....												
15.4 Non-renewable for stated reasons only (b).....												
15.5 Other accident only.....												
15.6 Medicare Title XVIII exempt from state taxes or fees.....												
15.7 All other A&H (b).....												
15.8 Federal employees health benefits plan premium.....												
16. Workers' compensation.....												
17.1 Other liability-occurrence.....												
17.2 Other liability-claims-made.....												
17.3 Excess workers' compensation.....												
18. Products liability.....												
19.1 Private passenger auto no-fault (personal injury protection).....												
19.2 Other private passenger auto liability.....	1,574,709	1,545,954		779,083	699,668	1,045,245	876,880	21,649	55,584	70,875	52,881	31,023
19.3 Commercial auto no-fault (personal injury protection).....												
19.4 Other commercial auto liability.....												
21.1 Private passenger auto physical damage.....	2,132,525	2,014,175		1,032,578	1,088,466	1,071,054	49,296	6,971	7,250	25	71,790	41,992
21.2 Commercial auto physical damage.....												
22. Aircraft (all perils).....												
23. Fidelity.....												
24. Surety.....												
26. Burglary and theft.....												
27. Boiler and machinery.....												
28. Credit.....												
30. Warranty.....												
34. Aggregate write-ins for other lines of business.....	0	0	0	0	0	0	0	0	0	0	0	0
35. TOTALS (a).....	4,973,175	4,798,809	52	2,507,217	2,283,104	2,594,630	1,007,449	28,620	62,220	73,331	173,951	97,949

DETAILS OF WRITE-INS

3401. MISCELLANEOUS.....												
3402.												
3403.												
3498. Summary of remaining write-ins for Line 34 from overflow page.....	0	0	0	0	0	0	0	0	0	0	0	0
3499. TOTALS (Lines 3401 through 3403 plus 3498) (Line 34 above).....	0	0	0	0	0	0	0	0	0	0	0	0

(a) Finance and service charges not included in Lines 1 to 35 \$....4,295.

(b) For health business on indicated lines report: Number of persons insured under PPO managed care products.....0 and number of persons insured under indemnity only products.....0.

EXHIBIT OF PREMIUMS AND LOSSES (Statutory Page 14)



NAIC Group Code.....241 NAIC Company Code....34339

BUSINESS IN THE STATE OF IDAHO DURING THE YEAR

Line of Business	Gross Premiums, Including Policy and Membership Fees, Less Return Premiums and Premiums on Policies not Taken		3 Dividends Paid or Credited to Policyholders on Direct Business	4 Direct Unearned Premium Reserves	5 Direct Losses Paid (deducting salvage)	6 Direct Losses Incurred	7 Direct Losses Unpaid	8 Direct Defense and Cost Containment Expense Paid	9 Direct Defense and Cost Containment Expense Incurred	10 Direct Defense and Cost Containment Expense Unpaid	11 Commissions and Brokerage Expenses	12 Taxes, Licenses and Fees
	1 Direct Premiums Written	2 Direct Premiums Earned										
1. Fire.....												
2.1 Allied lines.....												
2.2 Multiple peril crop.....												
2.3 Federal flood.....												
2.4 Private crop.....												
2.5 Private flood.....												
3. Farmowners multiple peril.....												
4. Homeowners multiple peril.....	1,602,054	1,615,554	1,332	857,178	1,938,500	2,037,050	302,909		3,127	8,661	65,443	32,355
5.1 Commercial multiple peril (non-liability portion).....												
5.2 Commercial multiple peril (liability portion).....												
6. Mortgage guaranty.....												
8. Ocean marine.....												
9. Inland marine.....	27,471	28,153		15,058	2,548	3,407	3,568		18	109	1,122	556
10. Financial guaranty.....												
11. Medical professional liability.....												
12. Earthquake.....	4,685	4,602		2,531		148	596		3	18	193	94
13. Group accident and health (b).....												
14. Credit A&H (group and individual).....												
15.1 Collectively renewable A&H (b).....												
15.2 Non-cancelable A&H (b).....												
15.3 Guaranteed renewable A&H (b).....												
15.4 Non-renewable for stated reasons only (b).....												
15.5 Other accident only.....												
15.6 Medicare Title XVIII exempt from state taxes or fees.....												
15.7 All other A&H (b).....												
15.8 Federal employees health benefits plan premium.....												
16. Workers' compensation.....												
17.1 Other liability-occurrence.....												
17.2 Other liability-claims-made.....												
17.3 Excess workers' compensation.....												
18. Products liability.....												
19.1 Private passenger auto no-fault (personal injury protection).....												
19.2 Other private passenger auto liability.....	3,154,309	3,263,727	4,037	1,442,714	1,639,391	1,618,607	2,045,094	51,222	68,263	185,453	134,417	63,697
19.3 Commercial auto no-fault (personal injury protection).....												
19.4 Other commercial auto liability.....												
21.1 Private passenger auto physical damage.....	2,460,695	2,558,401	3,238	1,127,437	1,583,890	1,551,842	(9,550)	2,492	3,483	1,672	105,156	49,708
21.2 Commercial auto physical damage.....												
22. Aircraft (all perils).....												
23. Fidelity.....												
24. Surety.....												
26. Burglary and theft.....												
27. Boiler and machinery.....												
28. Credit.....												
30. Warranty.....												
34. Aggregate write-ins for other lines of business.....	0	0	0	0	0	0	0	0	0	0	0	0
35. TOTALS (a).....	7,249,214	7,470,437	8,607	3,444,918	5,164,329	5,211,054	2,342,617	53,714	74,894	195,913	306,331	146,410

DETAILS OF WRITE-INS

3401. MISCELLANEOUS.....												
3402.												
3403.												
3498. Summary of remaining write-ins for Line 34 from overflow page.....	0	0	0	0	0	0	0	0	0	0	0	0
3499. TOTALS (Lines 3401 through 3403 plus 3498) (Line 34 above).....	0	0	0	0	0	0	0	0	0	0	0	0

(a) Finance and service charges not included in Lines 1 to 35 \$.....9,370.

(b) For health business on indicated lines report: Number of persons insured under PPO managed care products.....0 and number of persons insured under indemnity only products.....0.

191D

EXHIBIT OF PREMIUMS AND LOSSES (Statutory Page 14)



NAIC Group Code.....241 NAIC Company Code....34339

BUSINESS IN THE STATE OF ILLINOIS DURING THE YEAR

7161

Line of Business	Gross Premiums, Including Policy and Membership Fees, Less Return Premiums and Premiums on Policies not Taken		3 Dividends Paid or Credited to Policyholders on Direct Business	4 Direct Unearned Premium Reserves	5 Direct Losses Paid (deducting salvage)	6 Direct Losses Incurred	7 Direct Losses Unpaid	8 Direct Defense and Cost Containment Expense Paid	9 Direct Defense and Cost Containment Expense Incurred	10 Direct Defense and Cost Containment Expense Unpaid	11 Commissions and Brokerage Expenses	12 Taxes, Licenses and Fees
	1 Direct Premiums Written	2 Direct Premiums Earned										
1. Fire.....												
2.1 Allied lines.....												
2.2 Multiple peril crop.....												
2.3 Federal flood.....												
2.4 Private crop.....												
2.5 Private flood.....												
3. Farmowners multiple peril.....												
4. Homeowners multiple peril.....	11,465,345	11,101,061	723	6,121,311	6,265,561	5,978,153	1,212,034	10,117	4,887	33,306	482,648	291,814
5.1 Commercial multiple peril (non-liability portion).....												
5.2 Commercial multiple peril (liability portion).....												
6. Mortgage guaranty.....												
8. Ocean marine.....												
9. Inland marine.....	243,086	235,854		129,595	62,173	79,684	30,056		238	672	9,763	6,186
10. Financial guaranty.....												
11. Medical professional liability.....												
12. Earthquake.....	19,301	19,264		9,349		(288)	960		(12)	29	828	492
13. Group accident and health (b).....												
14. Credit A&H (group and individual).....												
15.1 Collectively renewable A&H (b).....												
15.2 Non-cancelable A&H (b).....												
15.3 Guaranteed renewable A&H (b).....												
15.4 Non-renewable for stated reasons only (b).....												
15.5 Other accident only.....												
15.6 Medicare Title XVIII exempt from state taxes or fees.....												
15.7 All other A&H (b).....												
15.8 Federal employees health benefits plan premium.....												
16. Workers' compensation.....												
17.1 Other liability-occurrence.....												
17.2 Other liability-claims-made.....												
17.3 Excess workers' compensation.....												
18. Products liability.....												
19.1 Private passenger auto no-fault (personal injury protection).....												
19.2 Other private passenger auto liability.....	18,388,897	17,299,596	286	8,282,751	8,457,191	9,311,036	10,056,390	290,539	437,030	893,502	710,151	399,635
19.3 Commercial auto no-fault (personal injury protection).....												
19.4 Other commercial auto liability.....												
21.1 Private passenger auto physical damage.....	15,175,028	14,219,362	237	6,781,231	8,011,143	7,786,277	7,523	23,517	30,279	10,154	587,127	329,780
21.2 Commercial auto physical damage.....												
22. Aircraft (all perils).....												
23. Fidelity.....												
24. Surety.....												
26. Burglary and theft.....												
27. Boiler and machinery.....												
28. Credit.....												
30. Warranty.....												
34. Aggregate write-ins for other lines of business.....	0	0	0	0	0	0	0	0	0	0	0	0
35. TOTALS (a).....	45,291,657	42,875,137	1,246	21,324,237	22,796,068	23,154,862	11,306,963	324,173	472,422	937,663	1,790,517	1,027,907

DETAILS OF WRITE-INS

3401. MISCELLANEOUS.....												
3402.												
3403.												
3498. Summary of remaining write-ins for Line 34 from overflow page.....	0	0	0	0	0	0	0	0	0	0	0	0
3499. TOTALS (Lines 3401 through 3403 plus 3498) (Line 34 above).....	0	0	0	0	0	0	0	0	0	0	0	0

(a) Finance and service charges not included in Lines 1 to 35 \$....48,455.

(b) For health business on indicated lines report: Number of persons insured under PPO managed care products.....0 and number of persons insured under indemnity only products.....0.

EXHIBIT OF PREMIUMS AND LOSSES (Statutory Page 14)



NAIC Group Code.....241 NAIC Company Code....34339

BUSINESS IN THE STATE OF INDIANA DURING THE YEAR

Line of Business	Gross Premiums, Including Policy and Membership Fees, Less Return Premiums and Premiums on Policies not Taken		3 Dividends Paid or Credited to Policyholders on Direct Business	4 Direct Unearned Premium Reserves	5 Direct Losses Paid (deducting salvage)	6 Direct Losses Incurred	7 Direct Losses Unpaid	8 Direct Defense and Cost Containment Expense Paid	9 Direct Defense and Cost Containment Expense Incurred	10 Direct Defense and Cost Containment Expense Unpaid	11 Commissions and Brokerage Expenses	12 Taxes, Licenses and Fees
	1 Direct Premiums Written	2 Direct Premiums Earned										
1. Fire.....												
2.1 Allied lines.....												
2.2 Multiple peril crop.....												
2.3 Federal flood.....												
2.4 Private crop.....												
2.5 Private flood.....												
3. Farmowners multiple peril.....												
4. Homeowners multiple peril.....	5,914,541	5,774,430	189	3,220,400	2,413,284	2,919,103	1,092,473	7,851	15,676	23,601	243,329	116,439
5.1 Commercial multiple peril (non-liability portion).....												
5.2 Commercial multiple peril (liability portion).....												
6. Mortgage guaranty.....												
8. Ocean marine.....												
9. Inland marine.....	68,957	67,605		37,354	41,607	31,880	2,254	1,417	1,223	75	2,776	1,360
10. Financial guaranty.....												
11. Medical professional liability.....												
12. Earthquake.....	16,479	16,658		9,020		(115)	708		(6)	21	689	324
13. Group accident and health (b).....												
14. Credit A&H (group and individual).....												
15.1 Collectively renewable A&H (b).....												
15.2 Non-cancelable A&H (b).....												
15.3 Guaranteed renewable A&H (b).....												
15.4 Non-renewable for stated reasons only (b).....												
15.5 Other accident only.....												
15.6 Medicare Title XVIII exempt from state taxes or fees.....												
15.7 All other A&H (b).....												
15.8 Federal employees health benefits plan premium.....												
16. Workers' compensation.....												
17.1 Other liability-occurrence.....												
17.2 Other liability-claims-made.....												
17.3 Excess workers' compensation.....												
18. Products liability.....												
19.1 Private passenger auto no-fault (personal injury protection).....												
19.2 Other private passenger auto liability.....	8,504,666	8,351,988	60	3,808,744	4,875,196	4,480,119	5,424,407	104,341	123,999	487,846	357,663	167,428
19.3 Commercial auto no-fault (personal injury protection).....												
19.4 Other commercial auto liability.....												
21.1 Private passenger auto physical damage.....	7,999,776	7,765,038	54	3,525,070	3,788,196	3,776,707	(92,146)	13,696	16,041	9,420	340,752	157,498
21.2 Commercial auto physical damage.....												
22. Aircraft (all perils).....												
23. Fidelity.....												
24. Surety.....												
26. Burglary and theft.....												
27. Boiler and machinery.....												
28. Credit.....												
30. Warranty.....												
34. Aggregate write-ins for other lines of business.....	0	0	0	0	0	0	0	0	0	0	0	0
35. TOTALS (a).....	22,504,419	21,975,719	303	10,600,588	11,118,283	11,207,694	6,427,696	127,305	156,933	520,963	945,209	443,049

DETAILS OF WRITE-INS

3401. MISCELLANEOUS.....												
3402.												
3403.												
3498. Summary of remaining write-ins for Line 34 from overflow page.....	0	0	0	0	0	0	0	0	0	0	0	0
3499. TOTALS (Lines 3401 through 3403 plus 3498) (Line 34 above).....	0	0	0	0	0	0	0	0	0	0	0	0

(a) Finance and service charges not included in Lines 1 to 35 \$.....29,587.

(b) For health business on indicated lines report: Number of persons insured under PPO managed care products.....0 and number of persons insured under indemnity only products.....0.

NI'91

EXHIBIT OF PREMIUMS AND LOSSES (Statutory Page 14)



NAIC Group Code.....241 NAIC Company Code....34339

BUSINESS IN THE STATE OF KANSAS DURING THE YEAR

19.KS

Line of Business	Gross Premiums, Including Policy and Membership Fees, Less Return Premiums and Premiums on Policies not Taken		3 Dividends Paid or Credited to Policyholders on Direct Business	4 Direct Unearned Premium Reserves	5 Direct Losses Paid (deducting salvage)	6 Direct Losses Incurred	7 Direct Losses Unpaid	8 Direct Defense and Cost Containment Expense Paid	9 Direct Defense and Cost Containment Expense Incurred	10 Direct Defense and Cost Containment Expense Unpaid	11 Commissions and Brokerage Expenses	12 Taxes, Licenses and Fees
	1 Direct Premiums Written	2 Direct Premiums Earned										
1. Fire.....												
2.1 Allied lines.....												
2.2 Multiple peril crop.....												
2.3 Federal flood.....												
2.4 Private crop.....												
2.5 Private flood.....												
3. Farmowners multiple peril.....												
4. Homeowners multiple peril.....												
5.1 Commercial multiple peril (non-liability portion).....												
5.2 Commercial multiple peril (liability portion).....												
6. Mortgage guaranty.....												
8. Ocean marine.....												
9. Inland marine.....												
10. Financial guaranty.....												
11. Medical professional liability.....												
12. Earthquake.....												
13. Group accident and health (b).....												
14. Credit A&H (group and individual).....												
15.1 Collectively renewable A&H (b).....												
15.2 Non-cancelable A&H (b).....												
15.3 Guaranteed renewable A&H (b).....												
15.4 Non-renewable for stated reasons only (b).....												
15.5 Other accident only.....												
15.6 Medicare Title XVIII exempt from state taxes or fees.....												
15.7 All other A&H (b).....												
15.8 Federal employees health benefits plan premium.....												
16. Workers' compensation.....												
17.1 Other liability-occurrence.....												
17.2 Other liability-claims-made.....												
17.3 Excess workers' compensation.....												
18. Products liability.....												
19.1 Private passenger auto no-fault (personal injury protection).....	442,535	454,835		202,589	309,583	241,282	7,773	65	(13,914)	1,480	14,696	9,262
19.2 Other private passenger auto liability.....	3,439,641	3,382,907		1,590,894	1,562,952	1,707,972	1,278,350	37,200	59,356	107,448	114,195	71,985
19.3 Commercial auto no-fault (personal injury protection).....												
19.4 Other commercial auto liability.....												
21.1 Private passenger auto physical damage.....	4,259,725	4,029,310		1,968,936	2,047,439	2,015,843	82,979	3,499	5,989	1,693	141,316	89,111
21.2 Commercial auto physical damage.....												
22. Aircraft (all perils).....												
23. Fidelity.....												
24. Surety.....												
26. Burglary and theft.....												
27. Boiler and machinery.....												
28. Credit.....												
30. Warranty.....												
34. Aggregate write-ins for other lines of business.....	0	0	0	0	0	0	0	0	0	0	0	0
35. TOTALS (a).....	8,141,901	7,867,052	0	3,762,419	3,919,974	3,965,097	1,369,102	40,764	51,431	110,621	270,207	170,358

DETAILS OF WRITE-INS

3401. MISCELLANEOUS.....												
3402.												
3403.												
3498. Summary of remaining write-ins for Line 34 from overflow page.....	0	0	0	0	0	0	0	0	0	0	0	0
3499. TOTALS (Lines 3401 through 3403 plus 3498) (Line 34 above).....	0	0	0	0	0	0	0	0	0	0	0	0

(a) Finance and service charges not included in Lines 1 to 35 \$.....0.

(b) For health business on indicated lines report: Number of persons insured under PPO managed care products.....0 and number of persons insured under indemnity only products.....0.

EXHIBIT OF PREMIUMS AND LOSSES (Statutory Page 14)



NAIC Group Code.....241 NAIC Company Code....34339

BUSINESS IN THE STATE OF KENTUCKY DURING THE YEAR

19.KY

Line of Business	Gross Premiums, Including Policy and Membership Fees, Less Return Premiums and Premiums on Policies not Taken		3 Dividends Paid or Credited to Policyholders on Direct Business	4 Direct Unearned Premium Reserves	5 Direct Losses Paid (deducting salvage)	6 Direct Losses Incurred	7 Direct Losses Unpaid	8 Direct Defense and Cost Containment Expense Paid	9 Direct Defense and Cost Containment Expense Incurred	10 Direct Defense and Cost Containment Expense Unpaid	11 Commissions and Brokerage Expenses	12 Taxes, Licenses and Fees
	1 Direct Premiums Written	2 Direct Premiums Earned										
1. Fire.....												
2.1 Allied lines.....												
2.2 Multiple peril crop.....												
2.3 Federal flood.....												
2.4 Private crop.....												
2.5 Private flood.....												
3. Farmowners multiple peril.....												
4. Homeowners multiple peril.....												
5.1 Commercial multiple peril (non-liability portion).....												
5.2 Commercial multiple peril (liability portion).....												
6. Mortgage guaranty.....												
8. Ocean marine.....												
9. Inland marine.....												
10. Financial guaranty.....												
11. Medical professional liability.....												
12. Earthquake.....												
13. Group accident and health (b).....												
14. Credit A&H (group and individual).....												
15.1 Collectively renewable A&H (b).....												
15.2 Non-cancelable A&H (b).....												
15.3 Guaranteed renewable A&H (b).....												
15.4 Non-renewable for stated reasons only (b).....												
15.5 Other accident only.....												
15.6 Medicare Title XVIII exempt from state taxes or fees.....												
15.7 All other A&H (b).....												
15.8 Federal employees health benefits plan premium.....												
16. Workers' compensation.....												
17.1 Other liability-occurrence.....												
17.2 Other liability-claims-made.....												
17.3 Excess workers' compensation.....												
18. Products liability.....												
19.1 Private passenger auto no-fault (personal injury protection).....												
19.2 Other private passenger auto liability.....												
19.3 Commercial auto no-fault (personal injury protection).....												
19.4 Other commercial auto liability.....												
21.1 Private passenger auto physical damage.....												
21.2 Commercial auto physical damage.....												
22. Aircraft (all perils).....												
23. Fidelity.....												
24. Surety.....												
26. Burglary and theft.....												
27. Boiler and machinery.....												
28. Credit.....												
30. Warranty.....												
34. Aggregate write-ins for other lines of business.....	0	0	0	0	0	0	0	0	0	0	0	0
35. TOTALS (a).....	0	0	0	0	0	0	0	0	0	0	0	0

DETAILS OF WRITE-INS

3401. MISCELLANEOUS.....												
3402.												
3403.												
3498. Summary of remaining write-ins for Line 34 from overflow page.....	0	0	0	0	0	0	0	0	0	0	0	0
3499. TOTALS (Lines 3401 through 3403 plus 3498) (Line 34 above).....	0	0	0	0	0	0	0	0	0	0	0	0

(a) Finance and service charges not included in Lines 1 to 35 \$.....0.

(b) For health business on indicated lines report: Number of persons insured under PPO managed care products.....0 and number of persons insured under indemnity only products.....0.

EXHIBIT OF PREMIUMS AND LOSSES (Statutory Page 14)



NAIC Group Code.....241 NAIC Company Code....34339

BUSINESS IN THE STATE OF LOUISIANA DURING THE YEAR

19.LA

Line of Business	Gross Premiums, Including Policy and Membership Fees, Less Return Premiums and Premiums on Policies not Taken		3 Dividends Paid or Credited to Policyholders on Direct Business	4 Direct Unearned Premium Reserves	5 Direct Losses Paid (deducting salvage)	6 Direct Losses Incurred	7 Direct Losses Unpaid	8 Direct Defense and Cost Containment Expense Paid	9 Direct Defense and Cost Containment Expense Incurred	10 Direct Defense and Cost Containment Expense Unpaid	11 Commissions and Brokerage Expenses	12 Taxes, Licenses and Fees
	1 Direct Premiums Written	2 Direct Premiums Earned										
1. Fire.....												
2.1 Allied lines.....												
2.2 Multiple peril crop.....												
2.3 Federal flood.....												
2.4 Private crop.....												
2.5 Private flood.....												
3. Farmowners multiple peril.....												
4. Homeowners multiple peril.....												
5.1 Commercial multiple peril (non-liability portion).....												
5.2 Commercial multiple peril (liability portion).....												
6. Mortgage guaranty.....												
8. Ocean marine.....												
9. Inland marine.....												
10. Financial guaranty.....												
11. Medical professional liability.....												
12. Earthquake.....												
13. Group accident and health (b).....												
14. Credit A&H (group and individual).....												
15.1 Collectively renewable A&H (b).....												
15.2 Non-cancelable A&H (b).....												
15.3 Guaranteed renewable A&H (b).....												
15.4 Non-renewable for stated reasons only (b).....												
15.5 Other accident only.....												
15.6 Medicare Title XVIII exempt from state taxes or fees.....												
15.7 All other A&H (b).....												
15.8 Federal employees health benefits plan premium.....												
16. Workers' compensation.....												
17.1 Other liability-occurrence.....												
17.2 Other liability-claims-made.....												
17.3 Excess workers' compensation.....												
18. Products liability.....												
19.1 Private passenger auto no-fault (personal injury protection).....												
19.2 Other private passenger auto liability.....	4,289,860	3,954,682	165	2,051,605	2,034,326	2,619,425	2,891,342	131,818	212,586	268,337	151,269	167,538
19.3 Commercial auto no-fault (personal injury protection).....												
19.4 Other commercial auto liability.....												
21.1 Private passenger auto physical damage.....	3,088,277	2,826,786	121	1,479,776	1,320,309	1,316,190	22,296	2,554	3,176	665	108,934	120,615
21.2 Commercial auto physical damage.....												
22. Aircraft (all perils).....												
23. Fidelity.....												
24. Surety.....												
26. Burglary and theft.....												
27. Boiler and machinery.....												
28. Credit.....												
30. Warranty.....												
34. Aggregate write-ins for other lines of business.....	0	0	0	0	0	0	0	0	0	0	0	0
35. TOTALS (a).....	7,378,137	6,781,468	286	3,531,381	3,354,635	3,935,615	2,913,638	134,372	215,762	269,002	260,203	288,153

DETAILS OF WRITE-INS

3401. MISCELLANEOUS.....												
3402.												
3403.												
3498. Summary of remaining write-ins for Line 34 from overflow page.....	0	0	0	0	0	0	0	0	0	0	0	0
3499. TOTALS (Lines 3401 through 3403 plus 3498) (Line 34 above).....	0	0	0	0	0	0	0	0	0	0	0	0

(a) Finance and service charges not included in Lines 1 to 35 \$.....5,864.

(b) For health business on indicated lines report: Number of persons insured under PPO managed care products.....0 and number of persons insured under indemnity only products.....0.

EXHIBIT OF PREMIUMS AND LOSSES (Statutory Page 14)



NAIC Group Code.....241 NAIC Company Code....34339

BUSINESS IN THE STATE OF MASSACHUSETTS DURING THE YEAR

19.MA

Line of Business	Gross Premiums, Including Policy and Membership Fees, Less Return Premiums and Premiums on Policies not Taken		3 Dividends Paid or Credited to Policyholders on Direct Business	4 Direct Unearned Premium Reserves	5 Direct Losses Paid (deducting salvage)	6 Direct Losses Incurred	7 Direct Losses Unpaid	8 Direct Defense and Cost Containment Expense Paid	9 Direct Defense and Cost Containment Expense Incurred	10 Direct Defense and Cost Containment Expense Unpaid	11 Commissions and Brokerage Expenses	12 Taxes, Licenses and Fees
	1 Direct Premiums Written	2 Direct Premiums Earned										
1. Fire.....												
2.1 Allied lines.....												
2.2 Multiple peril crop.....												
2.3 Federal flood.....												
2.4 Private crop.....												
2.5 Private flood.....												
3. Farmowners multiple peril.....												
4. Homeowners multiple peril.....												
5.1 Commercial multiple peril (non-liability portion).....												
5.2 Commercial multiple peril (liability portion).....												
6. Mortgage guaranty.....												
8. Ocean marine.....												
9. Inland marine.....												
10. Financial guaranty.....												
11. Medical professional liability.....												
12. Earthquake.....												
13. Group accident and health (b).....												
14. Credit A&H (group and individual).....												
15.1 Collectively renewable A&H (b).....												
15.2 Non-cancelable A&H (b).....												
15.3 Guaranteed renewable A&H (b).....												
15.4 Non-renewable for stated reasons only (b).....												
15.5 Other accident only.....												
15.6 Medicare Title XVIII exempt from state taxes or fees.....												
15.7 All other A&H (b).....												
15.8 Federal employees health benefits plan premium.....												
16. Workers' compensation.....												
17.1 Other liability-occurrence.....												
17.2 Other liability-claims-made.....												
17.3 Excess workers' compensation.....												
18. Products liability.....												
19.1 Private passenger auto no-fault (personal injury protection).....												
19.2 Other private passenger auto liability.....												
19.3 Commercial auto no-fault (personal injury protection).....												
19.4 Other commercial auto liability.....												
21.1 Private passenger auto physical damage.....												
21.2 Commercial auto physical damage.....												
22. Aircraft (all perils).....												
23. Fidelity.....												
24. Surety.....												
26. Burglary and theft.....												
27. Boiler and machinery.....												
28. Credit.....												
30. Warranty.....												
34. Aggregate write-ins for other lines of business.....	0	0	0	0	0	0	0	0	0	0	0	14,797
35. TOTALS (a).....	0	0	0	0	0	0	0	0	0	0	0	14,797

DETAILS OF WRITE-INS

3401. MISCELLANEOUS.....												14,797
3402.												
3403.												
3498. Summary of remaining write-ins for Line 34 from overflow page.....	0	0	0	0	0	0	0	0	0	0	0	0
3499. TOTALS (Lines 3401 through 3403 plus 3498) (Line 34 above).....	0	0	0	0	0	0	0	0	0	0	0	14,797

(a) Finance and service charges not included in Lines 1 to 35 \$.....0.

(b) For health business on indicated lines report: Number of persons insured under PPO managed care products.....0 and number of persons insured under indemnity only products.....0.

EXHIBIT OF PREMIUMS AND LOSSES (Statutory Page 14)



NAIC Group Code.....241 NAIC Company Code....34339

BUSINESS IN THE STATE OF MARYLAND DURING THE YEAR

Line of Business	Gross Premiums, Including Policy and Membership Fees, Less Return Premiums and Premiums on Policies not Taken		Dividends Paid or Credited to Policyholders on Direct Business	Direct Unearned Premium Reserves	Direct Losses Paid (deducting salvage)	Direct Losses Incurred	Direct Losses Unpaid	Direct Defense and Cost Containment Expense Paid	Direct Defense and Cost Containment Expense Incurred	Direct Defense and Cost Containment Expense Unpaid	Commissions and Brokerage Expenses	Taxes, Licenses and Fees
	Direct Premiums Written	Direct Premiums Earned										
1. Fire.....												
2.1 Allied lines.....												
2.2 Multiple peril crop.....												
2.3 Federal flood.....												
2.4 Private crop.....												
2.5 Private flood.....												
3. Farmowners multiple peril.....												
4. Homeowners multiple peril.....	6,348,014	6,320,242	601	3,411,434	5,350,895	4,772,309	706,286	18,148	(20,998)	23,277	208,866	128,418
5.1 Commercial multiple peril (non-liability portion).....												
5.2 Commercial multiple peril (liability portion).....												
6. Mortgage guaranty.....												
8. Ocean marine.....												
9. Inland marine.....	133,028	130,498		69,836	38,055	36,019	13,519		(21)	370	4,499	2,692
10. Financial guaranty.....												
11. Medical professional liability.....												
12. Earthquake.....	6,553	6,424		3,798		172	514		4	15	205	132
13. Group accident and health (b).....												
14. Credit A&H (group and individual).....												
15.1 Collectively renewable A&H (b).....												
15.2 Non-cancelable A&H (b).....												
15.3 Guaranteed renewable A&H (b).....												
15.4 Non-renewable for stated reasons only (b).....												
15.5 Other accident only.....												
15.6 Medicare Title XVIII exempt from state taxes or fees.....												
15.7 All other A&H (b).....												
15.8 Federal employees health benefits plan premium.....												
16. Workers' compensation.....												
17.1 Other liability-occurrence.....												
17.2 Other liability-claims-made.....												
17.3 Excess workers' compensation.....												
18. Products liability.....												
19.1 Private passenger auto no-fault (personal injury protection).....	1,681,259	1,710,891	83	689,224	1,064,487	903,664	346,139	11,639	(25,455)	65,929	57,289	34,007
19.2 Other private passenger auto liability.....	11,199,976	11,162,226	535	4,664,353	7,602,919	7,924,308	6,534,403	116,110	202,490	560,680	381,920	226,595
19.3 Commercial auto no-fault (personal injury protection).....												
19.4 Other commercial auto liability.....												
21.1 Private passenger auto physical damage.....	8,581,852	8,512,749	420	3,555,727	4,805,837	4,948,470	184,446	26,804	24,011	2,386	292,201	173,588
21.2 Commercial auto physical damage.....												
22. Aircraft (all perils).....												
23. Fidelity.....												
24. Surety.....												
26. Burglary and theft.....												
27. Boiler and machinery.....												
28. Credit.....												
30. Warranty.....												
34. Aggregate write-ins for other lines of business.....	0	0	0	0	0	0	0	0	0	0	0	0
35. TOTALS (a).....	27,950,682	27,843,030	1,639	12,394,372	18,862,193	18,584,942	7,785,307	172,701	180,031	652,657	944,980	565,432

DETAILS OF WRITE-INS

3401. MISCELLANEOUS.....												
3402.												
3403.												
3498. Summary of remaining write-ins for Line 34 from overflow page.....	0	0	0	0	0	0	0	0	0	0	0	0
3499. TOTALS (Lines 3401 through 3403 plus 3498) (Line 34 above).....	0	0	0	0	0	0	0	0	0	0	0	0

(a) Finance and service charges not included in Lines 1 to 35 \$....18,138.

(b) For health business on indicated lines report: Number of persons insured under PPO managed care products.....0 and number of persons insured under indemnity only products.....0.

EXHIBIT OF PREMIUMS AND LOSSES (Statutory Page 14)



NAIC Group Code.....241 NAIC Company Code....34339

BUSINESS IN THE STATE OF MAINE DURING THE YEAR

Line of Business	Gross Premiums, Including Policy and Membership Fees, Less Return Premiums and Premiums on Policies not Taken		3 Dividends Paid or Credited to Policyholders on Direct Business	4 Direct Unearned Premium Reserves	5 Direct Losses Paid (deducting salvage)	6 Direct Losses Incurred	7 Direct Losses Unpaid	8 Direct Defense and Cost Containment Expense Paid	9 Direct Defense and Cost Containment Expense Incurred	10 Direct Defense and Cost Containment Expense Unpaid	11 Commissions and Brokerage Expenses	12 Taxes, Licenses and Fees
	1 Direct Premiums Written	2 Direct Premiums Earned										
1. Fire.....												
2.1 Allied lines.....												
2.2 Multiple peril crop.....												
2.3 Federal flood.....												
2.4 Private crop.....												
2.5 Private flood.....												
3. Farmowners multiple peril.....												
4. Homeowners multiple peril.....												
5.1 Commercial multiple peril (non-liability portion).....												
5.2 Commercial multiple peril (liability portion).....												
6. Mortgage guaranty.....												
8. Ocean marine.....												
9. Inland marine.....												
10. Financial guaranty.....												
11. Medical professional liability.....												
12. Earthquake.....												
13. Group accident and health (b).....												
14. Credit A&H (group and individual).....												
15.1 Collectively renewable A&H (b).....												
15.2 Non-cancelable A&H (b).....												
15.3 Guaranteed renewable A&H (b).....												
15.4 Non-renewable for stated reasons only (b).....												
15.5 Other accident only.....												
15.6 Medicare Title XVIII exempt from state taxes or fees.....												
15.7 All other A&H (b).....												
15.8 Federal employees health benefits plan premium.....												
16. Workers' compensation.....												
17.1 Other liability-occurrence.....												
17.2 Other liability-claims-made.....												
17.3 Excess workers' compensation.....												
18. Products liability.....												
19.1 Private passenger auto no-fault (personal injury protection).....												
19.2 Other private passenger auto liability.....												
19.3 Commercial auto no-fault (personal injury protection).....												
19.4 Other commercial auto liability.....												
21.1 Private passenger auto physical damage.....												
21.2 Commercial auto physical damage.....												
22. Aircraft (all perils).....												
23. Fidelity.....												
24. Surety.....												
26. Burglary and theft.....												
27. Boiler and machinery.....												
28. Credit.....												
30. Warranty.....												
34. Aggregate write-ins for other lines of business.....	0	0	0	0	0	0	0	0	0	0	0	0
35. TOTALS (a).....	0	0	0	0	0	0	0	0	0	0	0	0

19.ME

DETAILS OF WRITE-INS

3401. MISCELLANEOUS.....												
3402.												
3403.												
3498. Summary of remaining write-ins for Line 34 from overflow page.....	0	0	0	0	0	0	0	0	0	0	0	0
3499. TOTALS (Lines 3401 through 3403 plus 3498) (Line 34 above).....	0	0	0	0	0	0	0	0	0	0	0	0

(a) Finance and service charges not included in Lines 1 to 35 \$.....0.

(b) For health business on indicated lines report: Number of persons insured under PPO managed care products.....0 and number of persons insured under indemnity only products.....0.

EXHIBIT OF PREMIUMS AND LOSSES (Statutory Page 14)



NAIC Group Code.....241 NAIC Company Code....34339

BUSINESS IN THE STATE OF MICHIGAN DURING THE YEAR

Line of Business	Gross Premiums, Including Policy and Membership Fees, Less Return Premiums and Premiums on Policies not Taken		3 Dividends Paid or Credited to Policyholders on Direct Business	4 Direct Unearned Premium Reserves	5 Direct Losses Paid (deducting salvage)	6 Direct Losses Incurred	7 Direct Losses Unpaid	8 Direct Defense and Cost Containment Expense Paid	9 Direct Defense and Cost Containment Expense Incurred	10 Direct Defense and Cost Containment Expense Unpaid	11 Commissions and Brokerage Expenses	12 Taxes, Licenses and Fees
	1 Direct Premiums Written	2 Direct Premiums Earned										
1. Fire.....												
2.1 Allied lines.....												
2.2 Multiple peril crop.....												
2.3 Federal flood.....												
2.4 Private crop.....												
2.5 Private flood.....												
3. Farmowners multiple peril.....												
4. Homeowners multiple peril.....	14,107,207	14,274,048	378	7,453,476	5,429,007	5,904,133	1,493,491	73,158	74,788	40,453	1,114,174	474,929
5.1 Commercial multiple peril (non-liability portion).....												
5.2 Commercial multiple peril (liability portion).....												
6. Mortgage guaranty.....												
8. Ocean marine.....												
9. Inland marine.....	227,734	228,970		120,691	52,080	70,750	27,974		288	610	17,412	7,671
10. Financial guaranty.....												
11. Medical professional liability.....												
12. Earthquake.....	2,567	2,567		1,325		(8)	102		(1)	3	209	87
13. Group accident and health (b).....												
14. Credit A&H (group and individual).....												
15.1 Collectively renewable A&H (b).....												
15.2 Non-cancelable A&H (b).....												
15.3 Guaranteed renewable A&H (b).....												
15.4 Non-renewable for stated reasons only (b).....												
15.5 Other accident only.....												
15.6 Medicare Title XVIII exempt from state taxes or fees.....												
15.7 All other A&H (b).....												
15.8 Federal employees health benefits plan premium.....												
16. Workers' compensation.....												
17.1 Other liability-occurrence.....												
17.2 Other liability-claims-made.....												
17.3 Excess workers' compensation.....												
18. Products liability.....												
19.1 Private passenger auto no-fault (personal injury protection).....	26,545,623	24,730,051	308	11,767,883	13,845,861	14,446,695	57,823,015	930,945	316,077	11,013,562	1,554,783	525,944
19.2 Other private passenger auto liability.....	5,657,527	5,364,910	65	2,421,054	2,678,324	1,030,307	5,246,435	768,046	667,708	511,309	336,274	112,124
19.3 Commercial auto no-fault (personal injury protection).....												
19.4 Other commercial auto liability.....												
21.1 Private passenger auto physical damage.....	19,399,600	18,319,907	224	8,226,817	11,338,121	10,927,712	565,523	3,394	11,782	(9,785)	1,154,057	384,492
21.2 Commercial auto physical damage.....												
22. Aircraft (all perils).....												
23. Fidelity.....												
24. Surety.....												
26. Burglary and theft.....												
27. Boiler and machinery.....												
28. Credit.....												
30. Warranty.....												
34. Aggregate write-ins for other lines of business.....	0	0	0	0	0	0	0	0	0	0	0	0
35. TOTALS (a).....	65,940,258	62,920,453	975	29,991,246	33,343,393	32,379,589	65,156,540	1,775,543	1,070,642	11,556,152	4,176,909	1,505,247

DETAILS OF WRITE-INS

3401. MISCELLANEOUS.....												
3402.												
3403.												
3498. Summary of remaining write-ins for Line 34 from overflow page.....	0	0	0	0	0	0	0	0	0	0	0	0
3499. TOTALS (Lines 3401 through 3403 plus 3498) (Line 34 above).....	0	0	0	0	0	0	0	0	0	0	0	0

(a) Finance and service charges not included in Lines 1 to 35 \$.....53,603.

(b) For health business on indicated lines report: Number of persons insured under PPO managed care products.....0 and number of persons insured under indemnity only products.....0.

19 MI

EXHIBIT OF PREMIUMS AND LOSSES (Statutory Page 14)



NAIC Group Code.....241 NAIC Company Code....34339

BUSINESS IN THE STATE OF MINNESOTA DURING THE YEAR

19.NM

Line of Business	Gross Premiums, Including Policy and Membership Fees, Less Return Premiums and Premiums on Policies not Taken		3 Dividends Paid or Credited to Policyholders on Direct Business	4 Direct Unearned Premium Reserves	5 Direct Losses Paid (deducting salvage)	6 Direct Losses Incurred	7 Direct Losses Unpaid	8 Direct Defense and Cost Containment Expense Paid	9 Direct Defense and Cost Containment Expense Incurred	10 Direct Defense and Cost Containment Expense Unpaid	11 Commissions and Brokerage Expenses	12 Taxes, Licenses and Fees
	1 Direct Premiums Written	2 Direct Premiums Earned										
1. Fire.....												
2.1 Allied lines.....												
2.2 Multiple peril crop.....												
2.3 Federal flood.....												
2.4 Private crop.....												
2.5 Private flood.....												
3. Farmowners multiple peril.....												
4. Homeowners multiple peril.....												
5.1 Commercial multiple peril (non-liability portion).....												
5.2 Commercial multiple peril (liability portion).....												
6. Mortgage guaranty.....												
8. Ocean marine.....												
9. Inland marine.....												
10. Financial guaranty.....												
11. Medical professional liability.....												
12. Earthquake.....												
13. Group accident and health (b).....												
14. Credit A&H (group and individual).....												
15.1 Collectively renewable A&H (b).....												
15.2 Non-cancelable A&H (b).....												
15.3 Guaranteed renewable A&H (b).....												
15.4 Non-renewable for stated reasons only (b).....												
15.5 Other accident only.....												
15.6 Medicare Title XVIII exempt from state taxes or fees.....												
15.7 All other A&H (b).....												
15.8 Federal employees health benefits plan premium.....												
16. Workers' compensation.....												
17.1 Other liability-occurrence.....												
17.2 Other liability-claims-made.....												
17.3 Excess workers' compensation.....												
18. Products liability.....												
19.1 Private passenger auto no-fault (personal injury protection).....												
19.2 Other private passenger auto liability.....												
19.3 Commercial auto no-fault (personal injury protection).....												
19.4 Other commercial auto liability.....												
21.1 Private passenger auto physical damage.....												
21.2 Commercial auto physical damage.....												
22. Aircraft (all perils).....												
23. Fidelity.....												
24. Surety.....												
26. Burglary and theft.....												
27. Boiler and machinery.....												
28. Credit.....												
30. Warranty.....												
34. Aggregate write-ins for other lines of business.....	0	0	0	0	0	0	0	0	0	0	0	0
35. TOTALS (a).....	0	0	0	0	0	0	0	0	0	0	0	0

DETAILS OF WRITE-INS

3401. MISCELLANEOUS.....												
3402.												
3403.												
3498. Summary of remaining write-ins for Line 34 from overflow page.....	0	0	0	0	0	0	0	0	0	0	0	0
3499. TOTALS (Lines 3401 through 3403 plus 3498) (Line 34 above).....	0	0	0	0	0	0	0	0	0	0	0	0

(a) Finance and service charges not included in Lines 1 to 35 \$.....0.

(b) For health business on indicated lines report: Number of persons insured under PPO managed care products.....0 and number of persons insured under indemnity only products.....0.

EXHIBIT OF PREMIUMS AND LOSSES (Statutory Page 14)



NAIC Group Code.....241 NAIC Company Code....34339

BUSINESS IN THE STATE OF MISSOURI DURING THE YEAR

19.MO

Line of Business	Gross Premiums, Including Policy and Membership Fees, Less Return Premiums and Premiums on Policies not Taken		3 Dividends Paid or Credited to Policyholders on Direct Business	4 Direct Unearned Premium Reserves	5 Direct Losses Paid (deducting salvage)	6 Direct Losses Incurred	7 Direct Losses Unpaid	8 Direct Defense and Cost Containment Expense Paid	9 Direct Defense and Cost Containment Expense Incurred	10 Direct Defense and Cost Containment Expense Unpaid	11 Commissions and Brokerage Expenses	12 Taxes, Licenses and Fees
	1 Direct Premiums Written	2 Direct Premiums Earned										
1. Fire.....												
2.1 Allied lines.....												
2.2 Multiple peril crop.....												
2.3 Federal flood.....												
2.4 Private crop.....												
2.5 Private flood.....												
3. Farmowners multiple peril.....												
4. Homeowners multiple peril.....	3,405,762	3,101,680	146	1,826,145	885,634	752,655	162,542	15,514	11,048	4,778	119,957	67,129
5.1 Commercial multiple peril (non-liability portion).....												
5.2 Commercial multiple peril (liability portion).....												
6. Mortgage guaranty.....												
8. Ocean marine.....												
9. Inland marine.....	41,290	36,978		21,079	15,885	15,601	1,640		(14)	50	1,431	813
10. Financial guaranty.....												
11. Medical professional liability.....												
12. Earthquake.....	35,112	34,525		19,109		(486)	1,705		(21)	51	1,242	693
13. Group accident and health (b).....												
14. Credit A&H (group and individual).....												
15.1 Collectively renewable A&H (b).....												
15.2 Non-cancelable A&H (b).....												
15.3 Guaranteed renewable A&H (b).....												
15.4 Non-renewable for stated reasons only (b).....												
15.5 Other accident only.....												
15.6 Medicare Title XVIII exempt from state taxes or fees.....												
15.7 All other A&H (b).....												
15.8 Federal employees health benefits plan premium.....												
16. Workers' compensation.....												
17.1 Other liability-occurrence.....												
17.2 Other liability-claims-made.....												
17.3 Excess workers' compensation.....												
18. Products liability.....												
19.1 Private passenger auto no-fault (personal injury protection).....												
19.2 Other private passenger auto liability.....	4,707,049	4,506,160	105	2,241,984	2,679,296	2,841,128	3,046,832	63,686	98,920	265,940	153,048	92,816
19.3 Commercial auto no-fault (personal injury protection).....												
19.4 Other commercial auto liability.....												
21.1 Private passenger auto physical damage.....	4,710,187	4,386,656	102	2,232,932	2,310,868	2,208,907	76,223	16,426	18,358	675	153,540	92,801
21.2 Commercial auto physical damage.....												
22. Aircraft (all perils).....												
23. Fidelity.....												
24. Surety.....												
26. Burglary and theft.....												
27. Boiler and machinery.....												
28. Credit.....												
30. Warranty.....												
34. Aggregate write-ins for other lines of business.....	0	0	0	0	0	0	0	0	0	0	0	0
35. TOTALS (a).....	12,899,400	12,065,999	353	6,341,249	5,891,683	5,817,805	3,288,942	95,626	128,291	271,494	429,218	254,252

DETAILS OF WRITE-INS

3401. MISCELLANEOUS.....												
3402.												
3403.												
3498. Summary of remaining write-ins for Line 34 from overflow page.....	0	0	0	0	0	0	0	0	0	0	0	0
3499. TOTALS (Lines 3401 through 3403 plus 3498) (Line 34 above).....	0	0	0	0	0	0	0	0	0	0	0	0

(a) Finance and service charges not included in Lines 1 to 35 \$.....0.

(b) For health business on indicated lines report: Number of persons insured under PPO managed care products.....0 and number of persons insured under indemnity only products.....0.

EXHIBIT OF PREMIUMS AND LOSSES (Statutory Page 14)



NAIC Group Code.....241 NAIC Company Code....34339

BUSINESS IN THE STATE OF MISSISSIPPI DURING THE YEAR

19.MS

Line of Business	Gross Premiums, Including Policy and Membership Fees, Less Return Premiums and Premiums on Policies not Taken		3 Dividends Paid or Credited to Policyholders on Direct Business	4 Direct Unearned Premium Reserves	5 Direct Losses Paid (deducting salvage)	6 Direct Losses Incurred	7 Direct Losses Unpaid	8 Direct Defense and Cost Containment Expense Paid	9 Direct Defense and Cost Containment Expense Incurred	10 Direct Defense and Cost Containment Expense Unpaid	11 Commissions and Brokerage Expenses	12 Taxes, Licenses and Fees
	1 Direct Premiums Written	2 Direct Premiums Earned										
1. Fire.....												
2.1 Allied lines.....												
2.2 Multiple peril crop.....												
2.3 Federal flood.....												
2.4 Private crop.....												
2.5 Private flood.....												
3. Farmowners multiple peril.....												
4. Homeowners multiple peril.....												
5.1 Commercial multiple peril (non-liability portion).....												
5.2 Commercial multiple peril (liability portion).....												
6. Mortgage guaranty.....												
8. Ocean marine.....												
9. Inland marine.....												
10. Financial guaranty.....												
11. Medical professional liability.....												
12. Earthquake.....												
13. Group accident and health (b).....												
14. Credit A&H (group and individual).....												
15.1 Collectively renewable A&H (b).....												
15.2 Non-cancelable A&H (b).....												
15.3 Guaranteed renewable A&H (b).....												
15.4 Non-renewable for stated reasons only (b).....												
15.5 Other accident only.....												
15.6 Medicare Title XVIII exempt from state taxes or fees.....												
15.7 All other A&H (b).....												
15.8 Federal employees health benefits plan premium.....												
16. Workers' compensation.....												
17.1 Other liability-occurrence.....												
17.2 Other liability-claims-made.....												
17.3 Excess workers' compensation.....												
18. Products liability.....												
19.1 Private passenger auto no-fault (personal injury protection).....												
19.2 Other private passenger auto liability.....												
19.3 Commercial auto no-fault (personal injury protection).....												
19.4 Other commercial auto liability.....												
21.1 Private passenger auto physical damage.....												
21.2 Commercial auto physical damage.....												
22. Aircraft (all perils).....												
23. Fidelity.....												
24. Surety.....												
26. Burglary and theft.....												
27. Boiler and machinery.....												
28. Credit.....												
30. Warranty.....												
34. Aggregate write-ins for other lines of business.....	0	0	0	0	0	0	0	0	0	0	0	1,280
35. TOTALS (a).....	0	0	0	0	0	0	0	0	0	0	0	1,280

DETAILS OF WRITE-INS

3401. MISCELLANEOUS.....												1,280
3402.												
3403.												
3498. Summary of remaining write-ins for Line 34 from overflow page.....	0	0	0	0	0	0	0	0	0	0	0	0
3499. TOTALS (Lines 3401 through 3403 plus 3498) (Line 34 above).....	0	0	0	0	0	0	0	0	0	0	0	1,280

(a) Finance and service charges not included in Lines 1 to 35 \$.....0.

(b) For health business on indicated lines report: Number of persons insured under PPO managed care products.....0 and number of persons insured under indemnity only products.....0.

EXHIBIT OF PREMIUMS AND LOSSES (Statutory Page 14)



NAIC Group Code.....241 NAIC Company Code....34339

BUSINESS IN THE STATE OF MONTANA DURING THE YEAR

Line of Business	Gross Premiums, Including Policy and Membership Fees, Less Return Premiums and Premiums on Policies not Taken		3 Dividends Paid or Credited to Policyholders on Direct Business	4 Direct Unearned Premium Reserves	5 Direct Losses Paid (deducting salvage)	6 Direct Losses Incurred	7 Direct Losses Unpaid	8 Direct Defense and Cost Containment Expense Paid	9 Direct Defense and Cost Containment Expense Incurred	10 Direct Defense and Cost Containment Expense Unpaid	11 Commissions and Brokerage Expenses	12 Taxes, Licenses and Fees
	1 Direct Premiums Written	2 Direct Premiums Earned										
1. Fire.....												
2.1 Allied lines.....												
2.2 Multiple peril crop.....												
2.3 Federal flood.....												
2.4 Private crop.....												
2.5 Private flood.....												
3. Farmowners multiple peril.....												
4. Homeowners multiple peril.....	422,388	381,440	39	230,870	130,021	33,194	38,878	(1,809)	1,117	14,600	15,327	
5.1 Commercial multiple peril (non-liability portion).....												
5.2 Commercial multiple peril (liability portion).....												
6. Mortgage guaranty.....												
8. Ocean marine.....												
9. Inland marine.....	7,745	7,033		3,632		167	633	4	19	262	282	
10. Financial guaranty.....												
11. Medical professional liability.....												
12. Earthquake.....	4,042	3,987		1,766		(41)	403	(3)	12	156	146	
13. Group accident and health (b).....												
14. Credit A&H (group and individual).....												
15.1 Collectively renewable A&H (b).....												
15.2 Non-cancelable A&H (b).....												
15.3 Guaranteed renewable A&H (b).....												
15.4 Non-renewable for stated reasons only (b).....												
15.5 Other accident only.....												
15.6 Medicare Title XVIII exempt from state taxes or fees.....												
15.7 All other A&H (b).....												
15.8 Federal employees health benefits plan premium.....												
16. Workers' compensation.....												
17.1 Other liability-occurrence.....												
17.2 Other liability-claims-made.....												
17.3 Excess workers' compensation.....												
18. Products liability.....												
19.1 Private passenger auto no-fault (personal injury protection).....												
19.2 Other private passenger auto liability.....	623,126	584,222	56	276,766	435,358	551,542	371,837	70	14,014	31,911	20,900	17,691
19.3 Commercial auto no-fault (personal injury protection).....												
19.4 Other commercial auto liability.....												
21.1 Private passenger auto physical damage.....	797,965	730,113	67	347,045	413,445	403,191	24,063	220	969	(81)	26,764	22,660
21.2 Commercial auto physical damage.....												
22. Aircraft (all perils).....												
23. Fidelity.....												
24. Surety.....												
26. Burglary and theft.....												
27. Boiler and machinery.....												
28. Credit.....												
30. Warranty.....												
34. Aggregate write-ins for other lines of business.....	0	0	0	0	0	0	0	0	0	0	0	0
35. TOTALS (a).....	1,855,266	1,706,795	162	860,079	978,824	988,053	435,814	290	13,175	32,978	62,682	56,106

DETAILS OF WRITE-INS

3401. MISCELLANEOUS.....												
3402.												
3403.												
3498. Summary of remaining write-ins for Line 34 from overflow page.....	0	0	0	0	0	0	0	0	0	0	0	0
3499. TOTALS (Lines 3401 through 3403 plus 3498) (Line 34 above).....	0	0	0	0	0	0	0	0	0	0	0	0

(a) Finance and service charges not included in Lines 1 to 35 \$.....2,925.

(b) For health business on indicated lines report: Number of persons insured under PPO managed care products.....0 and number of persons insured under indemnity only products.....0.

19.MT

EXHIBIT OF PREMIUMS AND LOSSES (Statutory Page 14)



NAIC Group Code.....241 NAIC Company Code....34339

BUSINESS IN THE STATE OF NORTH CAROLINA DURING THE YEAR

19.NC

Line of Business	Gross Premiums, Including Policy and Membership Fees, Less Return Premiums and Premiums on Policies not Taken		3 Dividends Paid or Credited to Policyholders on Direct Business	4 Direct Unearned Premium Reserves	5 Direct Losses Paid (deducting salvage)	6 Direct Losses Incurred	7 Direct Losses Unpaid	8 Direct Defense and Cost Containment Expense Paid	9 Direct Defense and Cost Containment Expense Incurred	10 Direct Defense and Cost Containment Expense Unpaid	11 Commissions and Brokerage Expenses	12 Taxes, Licenses and Fees
	1 Direct Premiums Written	2 Direct Premiums Earned										
1. Fire.....												
2.1 Allied lines.....												
2.2 Multiple peril crop.....												
2.3 Federal flood.....												
2.4 Private crop.....												
2.5 Private flood.....												
3. Farmowners multiple peril.....												
4. Homeowners multiple peril.....												
5.1 Commercial multiple peril (non-liability portion).....												
5.2 Commercial multiple peril (liability portion).....												
6. Mortgage guaranty.....												
8. Ocean marine.....												
9. Inland marine.....												
10. Financial guaranty.....												
11. Medical professional liability.....												
12. Earthquake.....												
13. Group accident and health (b).....												
14. Credit A&H (group and individual).....												
15.1 Collectively renewable A&H (b).....												
15.2 Non-cancelable A&H (b).....												
15.3 Guaranteed renewable A&H (b).....												
15.4 Non-renewable for stated reasons only (b).....												
15.5 Other accident only.....												
15.6 Medicare Title XVIII exempt from state taxes or fees.....												
15.7 All other A&H (b).....												
15.8 Federal employees health benefits plan premium.....												
16. Workers' compensation.....												
17.1 Other liability-occurrence.....												
17.2 Other liability-claims-made.....												
17.3 Excess workers' compensation.....												
18. Products liability.....												
19.1 Private passenger auto no-fault (personal injury protection).....												
19.2 Other private passenger auto liability.....												
19.3 Commercial auto no-fault (personal injury protection).....												
19.4 Other commercial auto liability.....												
21.1 Private passenger auto physical damage.....												
21.2 Commercial auto physical damage.....												
22. Aircraft (all perils).....												
23. Fidelity.....												
24. Surety.....												
26. Burglary and theft.....												
27. Boiler and machinery.....												
28. Credit.....												
30. Warranty.....												
34. Aggregate write-ins for other lines of business.....	0	0	0	0	0	0	0	0	0	0	0	0
35. TOTALS (a).....	0	0	0	0	0	0	0	0	0	0	0	0

DETAILS OF WRITE-INS

3401. MISCELLANEOUS.....												
3402.												
3403.												
3498. Summary of remaining write-ins for Line 34 from overflow page.....	0	0	0	0	0	0	0	0	0	0	0	0
3499. TOTALS (Lines 3401 through 3403 plus 3498) (Line 34 above).....	0	0	0	0	0	0	0	0	0	0	0	0

(a) Finance and service charges not included in Lines 1 to 35 \$.....0.

(b) For health business on indicated lines report: Number of persons insured under PPO managed care products.....0 and number of persons insured under indemnity only products.....0.

EXHIBIT OF PREMIUMS AND LOSSES (Statutory Page 14)



NAIC Group Code.....241 NAIC Company Code....34339

BUSINESS IN THE STATE OF NORTH DAKOTA DURING THE YEAR

19.ND

Line of Business	Gross Premiums, Including Policy and Membership Fees, Less Return Premiums and Premiums on Policies not Taken		3 Dividends Paid or Credited to Policyholders on Direct Business	4 Direct Unearned Premium Reserves	5 Direct Losses Paid (deducting salvage)	6 Direct Losses Incurred	7 Direct Losses Unpaid	8 Direct Defense and Cost Containment Expense Paid	9 Direct Defense and Cost Containment Expense Incurred	10 Direct Defense and Cost Containment Expense Unpaid	11 Commissions and Brokerage Expenses	12 Taxes, Licenses and Fees
	1 Direct Premiums Written	2 Direct Premiums Earned										
1. Fire.....												
2.1 Allied lines.....												
2.2 Multiple peril crop.....												
2.3 Federal flood.....												
2.4 Private crop.....												
2.5 Private flood.....												
3. Farmowners multiple peril.....												
4. Homeowners multiple peril.....												
5.1 Commercial multiple peril (non-liability portion).....												
5.2 Commercial multiple peril (liability portion).....												
6. Mortgage guaranty.....												
8. Ocean marine.....												
9. Inland marine.....												
10. Financial guaranty.....												
11. Medical professional liability.....												
12. Earthquake.....												
13. Group accident and health (b).....												
14. Credit A&H (group and individual).....												
15.1 Collectively renewable A&H (b).....												
15.2 Non-cancelable A&H (b).....												
15.3 Guaranteed renewable A&H (b).....												
15.4 Non-renewable for stated reasons only (b).....												
15.5 Other accident only.....												
15.6 Medicare Title XVIII exempt from state taxes or fees.....												
15.7 All other A&H (b).....												
15.8 Federal employees health benefits plan premium.....												
16. Workers' compensation.....												
17.1 Other liability-occurrence.....												
17.2 Other liability-claims-made.....												
17.3 Excess workers' compensation.....												
18. Products liability.....												
19.1 Private passenger auto no-fault (personal injury protection).....	118,975	113,498		52,512	88,943	128,815	100,863	6,817	19,211	5,842	2,423	
19.2 Other private passenger auto liability.....	580,296	544,692		254,221	613,292	711,114	555,083	2,585	17,233	50,958	28,324	11,821
19.3 Commercial auto no-fault (personal injury protection).....												
19.4 Other commercial auto liability.....												
21.1 Private passenger auto physical damage.....	1,163,521	1,102,647		498,562	705,394	679,124	(7,175)	994	1,904	885	57,434	23,740
21.2 Commercial auto physical damage.....												
22. Aircraft (all perils).....												
23. Fidelity.....												
24. Surety.....												
26. Burglary and theft.....												
27. Boiler and machinery.....												
28. Credit.....												
30. Warranty.....												
34. Aggregate write-ins for other lines of business.....	0	0	0	0	0	0	0	0	0	0	0	0
35. TOTALS (a).....	1,862,792	1,760,837	0	805,295	1,407,629	1,519,053	648,771	3,579	25,954	71,054	91,600	37,984

DETAILS OF WRITE-INS

3401. MISCELLANEOUS.....												
3402.												
3403.												
3498. Summary of remaining write-ins for Line 34 from overflow page.....	0	0	0	0	0	0	0	0	0	0	0	0
3499. TOTALS (Lines 3401 through 3403 plus 3498) (Line 34 above).....	0	0	0	0	0	0	0	0	0	0	0	0

(a) Finance and service charges not included in Lines 1 to 35 \$....1,695.

(b) For health business on indicated lines report: Number of persons insured under PPO managed care products.....0 and number of persons insured under indemnity only products.....0.

EXHIBIT OF PREMIUMS AND LOSSES (Statutory Page 14)



NAIC Group Code.....241 NAIC Company Code....34339

BUSINESS IN THE STATE OF NEBRASKA DURING THE YEAR

19.NE

Line of Business	Gross Premiums, Including Policy and Membership Fees, Less Return Premiums and Premiums on Policies not Taken		3 Dividends Paid or Credited to Policyholders on Direct Business	4 Direct Unearned Premium Reserves	5 Direct Losses Paid (deducting salvage)	6 Direct Losses Incurred	7 Direct Losses Unpaid	8 Direct Defense and Cost Containment Expense Paid	9 Direct Defense and Cost Containment Expense Incurred	10 Direct Defense and Cost Containment Expense Unpaid	11 Commissions and Brokerage Expenses	12 Taxes, Licenses and Fees
	1 Direct Premiums Written	2 Direct Premiums Earned										
1. Fire.....												
2.1 Allied lines.....												
2.2 Multiple peril crop.....												
2.3 Federal flood.....												
2.4 Private crop.....												
2.5 Private flood.....												
3. Farmowners multiple peril.....												
4. Homeowners multiple peril.....												
5.1 Commercial multiple peril (non-liability portion).....												
5.2 Commercial multiple peril (liability portion).....												
6. Mortgage guaranty.....												
8. Ocean marine.....												
9. Inland marine.....												
10. Financial guaranty.....												
11. Medical professional liability.....												
12. Earthquake.....												
13. Group accident and health (b).....												
14. Credit A&H (group and individual).....												
15.1 Collectively renewable A&H (b).....												
15.2 Non-cancelable A&H (b).....												
15.3 Guaranteed renewable A&H (b).....												
15.4 Non-renewable for stated reasons only (b).....												
15.5 Other accident only.....												
15.6 Medicare Title XVIII exempt from state taxes or fees.....												
15.7 All other A&H (b).....												
15.8 Federal employees health benefits plan premium.....												
16. Workers' compensation.....												
17.1 Other liability-occurrence.....												
17.2 Other liability-claims-made.....												
17.3 Excess workers' compensation.....												
18. Products liability.....												
19.1 Private passenger auto no-fault (personal injury protection).....												
19.2 Other private passenger auto liability.....	1,115,332	1,091,774	31	526,168	744,388	1,215,552	983,492	6,139	53,828	89,354	35,014	22,431
19.3 Commercial auto no-fault (personal injury protection).....												
19.4 Other commercial auto liability.....												
21.1 Private passenger auto physical damage.....	1,440,908	1,349,852	37	654,721	609,512	562,707	8,579	814	1,398	(2)	44,928	28,929
21.2 Commercial auto physical damage.....												
22. Aircraft (all perils).....												
23. Fidelity.....												
24. Surety.....												
26. Burglary and theft.....												
27. Boiler and machinery.....												
28. Credit.....												
30. Warranty.....												
34. Aggregate write-ins for other lines of business.....	0	0	0	0	0	0	0	0	0	0	0	0
35. TOTALS (a).....	2,556,240	2,441,626	68	1,180,889	1,353,900	1,778,259	992,071	6,953	55,226	89,352	79,942	51,360

DETAILS OF WRITE-INS

3401. MISCELLANEOUS.....												
3402.												
3403.												
3498. Summary of remaining write-ins for Line 34 from overflow page.....	0	0	0	0	0	0	0	0	0	0	0	0
3499. TOTALS (Lines 3401 through 3403 plus 3498) (Line 34 above).....	0	0	0	0	0	0	0	0	0	0	0	0

(a) Finance and service charges not included in Lines 1 to 35 \$....1,534.

(b) For health business on indicated lines report: Number of persons insured under PPO managed care products.....0 and number of persons insured under indemnity only products.....0.

EXHIBIT OF PREMIUMS AND LOSSES (Statutory Page 14)



NAIC Group Code.....241 NAIC Company Code....34339

BUSINESS IN THE STATE OF NEW HAMPSHIRE DURING THE YEAR

19.NH

Line of Business	Gross Premiums, Including Policy and Membership Fees, Less Return Premiums and Premiums on Policies not Taken		Dividends Paid or Credited to Policyholders on Direct Business	Direct Unearned Premium Reserves	Direct Losses Paid (deducting salvage)	Direct Losses Incurred	Direct Losses Unpaid	Direct Defense and Cost Containment Expense Paid	Direct Defense and Cost Containment Expense Incurred	Direct Defense and Cost Containment Expense Unpaid	Commissions and Brokerage Expenses	Taxes, Licenses and Fees
	1 Direct Premiums Written	2 Direct Premiums Earned										
1. Fire.....												
2.1 Allied lines.....												
2.2 Multiple peril crop.....												
2.3 Federal flood.....												
2.4 Private crop.....												
2.5 Private flood.....												
3. Farmowners multiple peril.....												
4. Homeowners multiple peril.....	5,315,949	5,205,493	6,375	2,836,920	2,852,963	1,581,725	809,733	37,841	2,577	29,943	217,259	129,392
5.1 Commercial multiple peril (non-liability portion).....												
5.2 Commercial multiple peril (liability portion).....												
6. Mortgage guaranty.....												
8. Ocean marine.....												
9. Inland marine.....	150,810	148,572		79,087	64,364	53,523	6,566		(374)	211	6,067	3,676
10. Financial guaranty.....												
11. Medical professional liability.....												
12. Earthquake.....	13,904	14,147		6,771		(1,071)	738		(38)	22	561	338
13. Group accident and health (b).....												
14. Credit A&H (group and individual).....												
15.1 Collectively renewable A&H (b).....												
15.2 Non-cancelable A&H (b).....												
15.3 Guaranteed renewable A&H (b).....												
15.4 Non-renewable for stated reasons only (b).....												
15.5 Other accident only.....												
15.6 Medicare Title XVIII exempt from state taxes or fees.....												
15.7 All other A&H (b).....												
15.8 Federal employees health benefits plan premium.....												
16. Workers' compensation.....												
17.1 Other liability-occurrence.....												
17.2 Other liability-claims-made.....												
17.3 Excess workers' compensation.....												
18. Products liability.....												
19.1 Private passenger auto no-fault (personal injury protection).....												
19.2 Other private passenger auto liability.....	7,463,074	7,409,828	5,869	2,727,461	4,416,240	3,973,516	3,790,404	97,765	86,484	319,491	318,946	181,661
19.3 Commercial auto no-fault (personal injury protection).....												
19.4 Other commercial auto liability.....												
21.1 Private passenger auto physical damage.....	7,612,997	7,421,455	5,710	2,778,273	3,892,961	3,866,453	3,496	18,349	18,405	4,146	326,841	185,308
21.2 Commercial auto physical damage.....												
22. Aircraft (all perils).....												
23. Fidelity.....												
24. Surety.....												
26. Burglary and theft.....												
27. Boiler and machinery.....												
28. Credit.....												
30. Warranty.....												
34. Aggregate write-ins for other lines of business.....	0	0	0	0	0	0	0	0	0	0	0	0
35. TOTALS (a).....	20,556,734	20,199,495	17,954	8,428,512	11,226,528	9,474,146	4,610,937	153,955	107,054	353,813	869,674	500,375

DETAILS OF WRITE-INS

3401. MISCELLANEOUS.....												
3402.												
3403.												
3498. Summary of remaining write-ins for Line 34 from overflow page.....	0	0	0	0	0	0	0	0	0	0	0	0
3499. TOTALS (Lines 3401 through 3403 plus 3498) (Line 34 above).....	0	0	0	0	0	0	0	0	0	0	0	0

(a) Finance and service charges not included in Lines 1 to 35 \$.....30,610.

(b) For health business on indicated lines report: Number of persons insured under PPO managed care products.....0 and number of persons insured under indemnity only products.....0.

EXHIBIT OF PREMIUMS AND LOSSES (Statutory Page 14)



NAIC Group Code.....241 NAIC Company Code....34339

BUSINESS IN THE STATE OF NEW JERSEY DURING THE YEAR

19.NJ

Line of Business	Gross Premiums, Including Policy and Membership Fees, Less Return Premiums and Premiums on Policies not Taken		3 Dividends Paid or Credited to Policyholders on Direct Business	4 Direct Unearned Premium Reserves	5 Direct Losses Paid (deducting salvage)	6 Direct Losses Incurred	7 Direct Losses Unpaid	8 Direct Defense and Cost Containment Expense Paid	9 Direct Defense and Cost Containment Expense Incurred	10 Direct Defense and Cost Containment Expense Unpaid	11 Commissions and Brokerage Expenses	12 Taxes, Licenses and Fees
	1 Direct Premiums Written	2 Direct Premiums Earned										
1. Fire.....												
2.1 Allied lines.....												
2.2 Multiple peril crop.....												
2.3 Federal flood.....												
2.4 Private crop.....												
2.5 Private flood.....												
3. Farmowners multiple peril.....												
4. Homeowners multiple peril.....	22,431,967	21,863,763	1,118	11,813,626	11,089,955	11,701,707	4,543,078	86,788	108,400	152,522	832,812	584,591
5.1 Commercial multiple peril (non-liability portion).....												
5.2 Commercial multiple peril (liability portion).....												
6. Mortgage guaranty.....												
8. Ocean marine.....												
9. Inland marine.....	736,174	725,772		378,044	153,320	142,670	67,230	56	(278)	2,066	27,055	19,186
10. Financial guaranty.....												
11. Medical professional liability.....												
12. Earthquake.....	18,690	18,905		9,961		107	1,735		(1)	52	713	487
13. Group accident and health (b).....												
14. Credit A&H (group and individual).....												
15.1 Collectively renewable A&H (b).....												
15.2 Non-cancelable A&H (b).....												
15.3 Guaranteed renewable A&H (b).....												
15.4 Non-renewable for stated reasons only (b).....												
15.5 Other accident only.....												
15.6 Medicare Title XVIII exempt from state taxes or fees.....												
15.7 All other A&H (b).....												
15.8 Federal employees health benefits plan premium.....												
16. Workers' compensation.....												
17.1 Other liability-occurrence.....	2,947,426	2,851,452	59	1,478,290	2,112,500	2,292,013	4,851,805		7,078	37,679	373,843	76,812
17.2 Other liability-claims-made.....												
17.3 Excess workers' compensation.....												
18. Products liability.....												
19.1 Private passenger auto no-fault (personal injury protection).....	1,986,472	2,014,087		477,312	1,097,616	2,263,212	2,953,503	289,386	488,610	562,554	86,745	51,771
19.2 Other private passenger auto liability.....	3,940,195	4,003,159		943,940	4,030,884	2,843,646	4,127,917	331,946	269,482	381,855	172,174	102,686
19.3 Commercial auto no-fault (personal injury protection).....												
19.4 Other commercial auto liability.....												
21.1 Private passenger auto physical damage.....	2,917,990	2,978,474		700,232	1,605,258	1,524,774	(66,297)	4,672	8,285	5,828	127,797	76,042
21.2 Commercial auto physical damage.....												
22. Aircraft (all perils).....												
23. Fidelity.....												
24. Surety.....												
26. Burglary and theft.....												
27. Boiler and machinery.....												
28. Credit.....												
30. Warranty.....												
34. Aggregate write-ins for other lines of business.....	0	0	0	0	0	0	0	0	0	0	0	0
35. TOTALS (a).....	34,978,914	34,455,612	1,177	15,801,405	20,089,533	20,768,129	16,478,971	712,848	881,576	1,142,556	1,621,139	911,575

DETAILS OF WRITE-INS

3401. MISCELLANEOUS.....												
3402.												
3403.												
3498. Summary of remaining write-ins for Line 34 from overflow page.....	0	0	0	0	0	0	0	0	0	0	0	0
3499. TOTALS (Lines 3401 through 3403 plus 3498) (Line 34 above).....	0	0	0	0	0	0	0	0	0	0	0	0

(a) Finance and service charges not included in Lines 1 to 35 \$.....38,423

(b) For health business on indicated lines report: Number of persons insured under PPO managed care products.....0 and number of persons insured under indemnity only products.....0.

EXHIBIT OF PREMIUMS AND LOSSES (Statutory Page 14)



NAIC Group Code.....241 NAIC Company Code....34339

BUSINESS IN THE STATE OF NEW MEXICO DURING THE YEAR

19.NM

Line of Business	Gross Premiums, Including Policy and Membership Fees, Less Return Premiums and Premiums on Policies not Taken		3 Dividends Paid or Credited to Policyholders on Direct Business	4 Direct Unearned Premium Reserves	5 Direct Losses Paid (deducting salvage)	6 Direct Losses Incurred	7 Direct Losses Unpaid	8 Direct Defense and Cost Containment Expense Paid	9 Direct Defense and Cost Containment Expense Incurred	10 Direct Defense and Cost Containment Expense Unpaid	11 Commissions and Brokerage Expenses	12 Taxes, Licenses and Fees
	1 Direct Premiums Written	2 Direct Premiums Earned										
1. Fire.....												
2.1 Allied lines.....												
2.2 Multiple peril crop.....												
2.3 Federal flood.....												
2.4 Private crop.....												
2.5 Private flood.....												
3. Farmowners multiple peril.....												
4. Homeowners multiple peril.....												
5.1 Commercial multiple peril (non-liability portion).....												
5.2 Commercial multiple peril (liability portion).....												
6. Mortgage guaranty.....												
8. Ocean marine.....												
9. Inland marine.....												
10. Financial guaranty.....												
11. Medical professional liability.....												
12. Earthquake.....												
13. Group accident and health (b).....												
14. Credit A&H (group and individual).....												
15.1 Collectively renewable A&H (b).....												
15.2 Non-cancelable A&H (b).....												
15.3 Guaranteed renewable A&H (b).....												
15.4 Non-renewable for stated reasons only (b).....												
15.5 Other accident only.....												
15.6 Medicare Title XVIII exempt from state taxes or fees.....												
15.7 All other A&H (b).....												
15.8 Federal employees health benefits plan premium.....												
16. Workers' compensation.....												
17.1 Other liability-occurrence.....												
17.2 Other liability-claims-made.....												
17.3 Excess workers' compensation.....												
18. Products liability.....												
19.1 Private passenger auto no-fault (personal injury protection).....												
19.2 Other private passenger auto liability.....												
19.3 Commercial auto no-fault (personal injury protection).....												
19.4 Other commercial auto liability.....												
21.1 Private passenger auto physical damage.....												
21.2 Commercial auto physical damage.....												
22. Aircraft (all perils).....												
23. Fidelity.....												
24. Surety.....												
26. Burglary and theft.....												
27. Boiler and machinery.....												
28. Credit.....												
30. Warranty.....												
34. Aggregate write-ins for other lines of business.....	0	0	0	0	0	0	0	0	0	0	0	0
35. TOTALS (a).....	0	0	0	0	0	0	0	0	0	0	0	0

DETAILS OF WRITE-INS

3401. MISCELLANEOUS.....												
3402.												
3403.												
3498. Summary of remaining write-ins for Line 34 from overflow page.....	0	0	0	0	0	0	0	0	0	0	0	0
3499. TOTALS (Lines 3401 through 3403 plus 3498) (Line 34 above).....	0	0	0	0	0	0	0	0	0	0	0	0

(a) Finance and service charges not included in Lines 1 to 35 \$.....0.

(b) For health business on indicated lines report: Number of persons insured under PPO managed care products.....0 and number of persons insured under indemnity only products.....0.

EXHIBIT OF PREMIUMS AND LOSSES (Statutory Page 14)



NAIC Group Code.....241 NAIC Company Code....34339

BUSINESS IN THE STATE OF NEVADA DURING THE YEAR

19.NV

Line of Business	Gross Premiums, Including Policy and Membership Fees, Less Return Premiums and Premiums on Policies not Taken		3 Dividends Paid or Credited to Policyholders on Direct Business	4 Direct Unearned Premium Reserves	5 Direct Losses Paid (deducting salvage)	6 Direct Losses Incurred	7 Direct Losses Unpaid	8 Direct Defense and Cost Containment Expense Paid	9 Direct Defense and Cost Containment Expense Incurred	10 Direct Defense and Cost Containment Expense Unpaid	11 Commissions and Brokerage Expenses	12 Taxes, Licenses and Fees
	1 Direct Premiums Written	2 Direct Premiums Earned										
1. Fire.....												
2.1 Allied lines.....												
2.2 Multiple peril crop.....												
2.3 Federal flood.....												
2.4 Private crop.....												
2.5 Private flood.....												
3. Farmowners multiple peril.....												
4. Homeowners multiple peril.....												
5.1 Commercial multiple peril (non-liability portion).....												
5.2 Commercial multiple peril (liability portion).....												
6. Mortgage guaranty.....												
8. Ocean marine.....												
9. Inland marine.....												
10. Financial guaranty.....												
11. Medical professional liability.....												
12. Earthquake.....												
13. Group accident and health (b).....												
14. Credit A&H (group and individual).....												
15.1 Collectively renewable A&H (b).....												
15.2 Non-cancelable A&H (b).....												
15.3 Guaranteed renewable A&H (b).....												
15.4 Non-renewable for stated reasons only (b).....												
15.5 Other accident only.....												
15.6 Medicare Title XVIII exempt from state taxes or fees.....												
15.7 All other A&H (b).....												
15.8 Federal employees health benefits plan premium.....												
16. Workers' compensation.....												
17.1 Other liability-occurrence.....												
17.2 Other liability-claims-made.....												
17.3 Excess workers' compensation.....												
18. Products liability.....												
19.1 Private passenger auto no-fault (personal injury protection).....												
19.2 Other private passenger auto liability.....	12,995,394	11,598,202	456	5,755,394	7,986,262	9,305,699	8,142,633	256,453	427,684	739,329	531,645	459,710
19.3 Commercial auto no-fault (personal injury protection).....												
19.4 Other commercial auto liability.....												
21.1 Private passenger auto physical damage.....	5,587,028	5,023,005	193	2,435,575	2,800,635	2,684,884	10,418	9,776	14,189	2,699	228,999	197,614
21.2 Commercial auto physical damage.....												
22. Aircraft (all perils).....												
23. Fidelity.....												
24. Surety.....												
26. Burglary and theft.....												
27. Boiler and machinery.....												
28. Credit.....												
30. Warranty.....												
34. Aggregate write-ins for other lines of business.....	0	0	0	0	0	0	0	0	0	0	0	0
35. TOTALS (a).....	18,582,422	16,621,207	649	8,190,969	10,786,897	11,990,583	8,153,051	266,229	441,873	742,028	760,644	657,324

DETAILS OF WRITE-INS

3401. MISCELLANEOUS.....												
3402.												
3403.												
3498. Summary of remaining write-ins for Line 34 from overflow page.....	0	0	0	0	0	0	0	0	0	0	0	0
3499. TOTALS (Lines 3401 through 3403 plus 3498) (Line 34 above).....	0	0	0	0	0	0	0	0	0	0	0	0

(a) Finance and service charges not included in Lines 1 to 35 \$.....9,135.

(b) For health business on indicated lines report: Number of persons insured under PPO managed care products.....0 and number of persons insured under indemnity only products.....0.

EXHIBIT OF PREMIUMS AND LOSSES (Statutory Page 14)



NAIC Group Code.....241 NAIC Company Code....34339

BUSINESS IN THE STATE OF NEW YORK DURING THE YEAR

19.NY

Line of Business	Gross Premiums, Including Policy and Membership Fees, Less Return Premiums and Premiums on Policies not Taken		3 Dividends Paid or Credited to Policyholders on Direct Business	4 Direct Unearned Premium Reserves	5 Direct Losses Paid (deducting salvage)	6 Direct Losses Incurred	7 Direct Losses Unpaid	8 Direct Defense and Cost Containment Expense Paid	9 Direct Defense and Cost Containment Expense Incurred	10 Direct Defense and Cost Containment Expense Unpaid	11 Commissions and Brokerage Expenses	12 Taxes, Licenses and Fees
	1 Direct Premiums Written	2 Direct Premiums Earned										
1. Fire.....												
2.1 Allied lines.....												
2.2 Multiple peril crop.....												
2.3 Federal flood.....												
2.4 Private crop.....												
2.5 Private flood.....												
3. Farmowners multiple peril.....												
4. Homeowners multiple peril.....												
5.1 Commercial multiple peril (non-liability portion).....												
5.2 Commercial multiple peril (liability portion).....												
6. Mortgage guaranty.....												
8. Ocean marine.....												
9. Inland marine.....												
10. Financial guaranty.....												
11. Medical professional liability.....												
12. Earthquake.....												
13. Group accident and health (b).....												
14. Credit A&H (group and individual).....												
15.1 Collectively renewable A&H (b).....												
15.2 Non-cancelable A&H (b).....												
15.3 Guaranteed renewable A&H (b).....												
15.4 Non-renewable for stated reasons only (b).....												
15.5 Other accident only.....												
15.6 Medicare Title XVIII exempt from state taxes or fees.....												
15.7 All other A&H (b).....												
15.8 Federal employees health benefits plan premium.....												
16. Workers' compensation.....												
17.1 Other liability-occurrence.....												
17.2 Other liability-claims-made.....												
17.3 Excess workers' compensation.....												
18. Products liability.....												
19.1 Private passenger auto no-fault (personal injury protection).....	14,981,175	14,776,674		6,595,332	7,173,396	6,609,141	6,767,747	521,313	320,391	1,289,054	433,284	336,075
19.2 Other private passenger auto liability.....	43,810,365	42,212,932		19,687,350	23,440,737	20,718,199	34,891,167	943,679	966,654	3,112,769	1,270,921	982,688
19.3 Commercial auto no-fault (personal injury protection).....												
19.4 Other commercial auto liability.....												
21.1 Private passenger auto physical damage.....	42,205,801	40,991,291		18,743,936	21,789,885	21,456,694	(248,743)	92,839	103,489	40,705	1,230,417	946,353
21.2 Commercial auto physical damage.....												
22. Aircraft (all perils).....												
23. Fidelity.....												
24. Surety.....												
26. Burglary and theft.....												
27. Boiler and machinery.....												
28. Credit.....												
30. Warranty.....												
34. Aggregate write-ins for other lines of business.....	0	0	0	0	0	0	0	0	0	0	0	0
35. TOTALS (a).....	100,997,341	97,980,897	0	45,026,618	52,404,018	48,784,034	41,410,171	1,557,831	1,390,534	4,442,528	2,934,622	2,265,116

DETAILS OF WRITE-INS

3401. MISCELLANEOUS.....												
3402.												
3403.												
3498. Summary of remaining write-ins for Line 34 from overflow page.....	0	0	0	0	0	0	0	0	0	0	0	0
3499. TOTALS (Lines 3401 through 3403 plus 3498) (Line 34 above).....	0	0	0	0	0	0	0	0	0	0	0	0

(a) Finance and service charges not included in Lines 1 to 35 \$....245,880.

(b) For health business on indicated lines report: Number of persons insured under PPO managed care products.....0 and number of persons insured under indemnity only products.....0.

EXHIBIT OF PREMIUMS AND LOSSES (Statutory Page 14)



NAIC Group Code.....241 NAIC Company Code....34339

BUSINESS IN THE STATE OF OHIO DURING THE YEAR

Line of Business	Gross Premiums, Including Policy and Membership Fees, Less Return Premiums and Premiums on Policies not Taken		3 Dividends Paid or Credited to Policyholders on Direct Business	4 Direct Unearned Premium Reserves	5 Direct Losses Paid (deducting salvage)	6 Direct Losses Incurred	7 Direct Losses Unpaid	8 Direct Defense and Cost Containment Expense Paid	9 Direct Defense and Cost Containment Expense Incurred	10 Direct Defense and Cost Containment Expense Unpaid	11 Commissions and Brokerage Expenses	12 Taxes, Licenses and Fees
	1 Direct Premiums Written	2 Direct Premiums Earned										
1. Fire.....												
2.1 Allied lines.....												
2.2 Multiple peril crop.....												
2.3 Federal flood.....												
2.4 Private crop.....												
2.5 Private flood.....												
3. Farmowners multiple peril.....												
4. Homeowners multiple peril.....	10,040,597	9,774,154	338	5,365,683	3,428,180	3,511,857	917,019	20,762	20,127	29,297	375,550	222,762
5.1 Commercial multiple peril (non-liability portion).....												
5.2 Commercial multiple peril (liability portion).....												
6. Mortgage guaranty.....												
8. Ocean marine.....												
9. Inland marine.....	255,815	249,496		131,954	47,271	52,319	18,765		8	475	9,434	5,672
10. Financial guaranty.....												
11. Medical professional liability.....												
12. Earthquake.....	16,786	16,845		8,815	(287)	818			(12)	24	655	373
13. Group accident and health (b).....												
14. Credit A&H (group and individual).....												
15.1 Collectively renewable A&H (b).....												
15.2 Non-cancelable A&H (b).....												
15.3 Guaranteed renewable A&H (b).....												
15.4 Non-renewable for stated reasons only (b).....												
15.5 Other accident only.....												
15.6 Medicare Title XVIII exempt from state taxes or fees.....												
15.7 All other A&H (b).....												
15.8 Federal employees health benefits plan premium.....												
16. Workers' compensation.....												
17.1 Other liability-occurrence.....												
17.2 Other liability-claims-made.....												
17.3 Excess workers' compensation.....												
18. Products liability.....												
19.1 Private passenger auto no-fault (personal injury protection).....												
19.2 Other private passenger auto liability.....	16,207,346	15,187,573	288	7,692,308	8,159,220	9,450,856	8,455,988	249,087	421,181	724,202	552,401	320,161
19.3 Commercial auto no-fault (personal injury protection).....												
19.4 Other commercial auto liability.....												
21.1 Private passenger auto physical damage.....	14,858,734	14,314,898	281	6,897,071	7,825,933	7,705,127	228,106	24,083	26,237	3,014	508,150	293,461
21.2 Commercial auto physical damage.....												
22. Aircraft (all perils).....												
23. Fidelity.....												
24. Surety.....												
26. Burglary and theft.....												
27. Boiler and machinery.....												
28. Credit.....												
30. Warranty.....												
34. Aggregate write-ins for other lines of business.....	0	0	0	0	0	0	0	0	0	0	0	0
35. TOTALS (a).....	41,379,278	39,542,966	907	20,095,831	19,460,604	20,719,872	9,620,696	293,932	467,541	757,012	1,446,190	842,429

19.0H

DETAILS OF WRITE-INS

3401. MISCELLANEOUS.....												
3402.												
3403.												
3498. Summary of remaining write-ins for Line 34 from overflow page.....	0	0	0	0	0	0	0	0	0	0	0	0
3499. TOTALS (Lines 3401 through 3403 plus 3498) (Line 34 above).....	0	0	0	0	0	0	0	0	0	0	0	0

(a) Finance and service charges not included in Lines 1 to 35 \$....49,449.

(b) For health business on indicated lines report: Number of persons insured under PPO managed care products.....0 and number of persons insured under indemnity only products.....0.

EXHIBIT OF PREMIUMS AND LOSSES (Statutory Page 14)



NAIC Group Code.....241 NAIC Company Code....34339

BUSINESS IN THE STATE OF OKLAHOMA DURING THE YEAR

19.0K

Line of Business	Gross Premiums, Including Policy and Membership Fees, Less Return Premiums and Premiums on Policies not Taken		3 Dividends Paid or Credited to Policyholders on Direct Business	4 Direct Unearned Premium Reserves	5 Direct Losses Paid (deducting salvage)	6 Direct Losses Incurred	7 Direct Losses Unpaid	8 Direct Defense and Cost Containment Expense Paid	9 Direct Defense and Cost Containment Expense Incurred	10 Direct Defense and Cost Containment Expense Unpaid	11 Commissions and Brokerage Expenses	12 Taxes, Licenses and Fees
	1 Direct Premiums Written	2 Direct Premiums Earned										
1. Fire.....												
2.1 Allied lines.....												
2.2 Multiple peril crop.....												
2.3 Federal flood.....												
2.4 Private crop.....												
2.5 Private flood.....												
3. Farmowners multiple peril.....												
4. Homeowners multiple peril.....												
5.1 Commercial multiple peril (non-liability portion).....												
5.2 Commercial multiple peril (liability portion).....												
6. Mortgage guaranty.....												
8. Ocean marine.....												
9. Inland marine.....												
10. Financial guaranty.....												
11. Medical professional liability.....												
12. Earthquake.....												
13. Group accident and health (b).....												
14. Credit A&H (group and individual).....												
15.1 Collectively renewable A&H (b).....												
15.2 Non-cancelable A&H (b).....												
15.3 Guaranteed renewable A&H (b).....												
15.4 Non-renewable for stated reasons only (b).....												
15.5 Other accident only.....												
15.6 Medicare Title XVIII exempt from state taxes or fees.....												
15.7 All other A&H (b).....												
15.8 Federal employees health benefits plan premium.....												
16. Workers' compensation.....												
17.1 Other liability-occurrence.....												
17.2 Other liability-claims-made.....												
17.3 Excess workers' compensation.....												
18. Products liability.....												
19.1 Private passenger auto no-fault (personal injury protection).....												
19.2 Other private passenger auto liability.....	3,651,755	3,473,965		1,736,114	1,282,576	1,763,894	1,774,227	34,684	88,535	150,256	127,761	82,851
19.3 Commercial auto no-fault (personal injury protection).....												
19.4 Other commercial auto liability.....												
21.1 Private passenger auto physical damage.....	3,126,898	2,938,970		1,441,945	1,345,201	1,300,034	9,994	2,142	2,678	1,100	109,763	70,924
21.2 Commercial auto physical damage.....												
22. Aircraft (all perils).....												
23. Fidelity.....												
24. Surety.....												
26. Burglary and theft.....												
27. Boiler and machinery.....												
28. Credit.....												
30. Warranty.....												
34. Aggregate write-ins for other lines of business.....	0	0	0	0	0	0	0	0	0	0	0	0
35. TOTALS (a).....	6,778,653	6,412,935	0	3,178,059	2,627,777	3,063,928	1,784,221	36,826	91,213	151,356	237,524	153,775

DETAILS OF WRITE-INS

3401. MISCELLANEOUS.....												
3402.												
3403.												
3498. Summary of remaining write-ins for Line 34 from overflow page.....	0	0	0	0	0	0	0	0	0	0	0	0
3499. TOTALS (Lines 3401 through 3403 plus 3498) (Line 34 above).....	0	0	0	0	0	0	0	0	0	0	0	0

(a) Finance and service charges not included in Lines 1 to 35 \$.....2,212.

(b) For health business on indicated lines report: Number of persons insured under PPO managed care products.....0 and number of persons insured under indemnity only products.....0.

EXHIBIT OF PREMIUMS AND LOSSES (Statutory Page 14)



NAIC Group Code.....241 NAIC Company Code....34339

BUSINESS IN THE STATE OF OREGON DURING THE YEAR

Line of Business	Gross Premiums, Including Policy and Membership Fees, Less Return Premiums and Premiums on Policies not Taken		3 Dividends Paid or Credited to Policyholders on Direct Business	4 Direct Unearned Premium Reserves	5 Direct Losses Paid (deducting salvage)	6 Direct Losses Incurred	7 Direct Losses Unpaid	8 Direct Defense and Cost Containment Expense Paid	9 Direct Defense and Cost Containment Expense Incurred	10 Direct Defense and Cost Containment Expense Unpaid	11 Commissions and Brokerage Expenses	12 Taxes, Licenses and Fees
	1 Direct Premiums Written	2 Direct Premiums Earned										
1. Fire.....												
2.1 Allied lines.....												
2.2 Multiple peril crop.....												
2.3 Federal flood.....												
2.4 Private crop.....												
2.5 Private flood.....												
3. Farmowners multiple peril.....												
4. Homeowners multiple peril.....												
5.1 Commercial multiple peril (non-liability portion).....												
5.2 Commercial multiple peril (liability portion).....												
6. Mortgage guaranty.....												
8. Ocean marine.....												
9. Inland marine.....												
10. Financial guaranty.....												
11. Medical professional liability.....												
12. Earthquake.....												
13. Group accident and health (b).....												
14. Credit A&H (group and individual).....												
15.1 Collectively renewable A&H (b).....												
15.2 Non-cancelable A&H (b).....												
15.3 Guaranteed renewable A&H (b).....												
15.4 Non-renewable for stated reasons only (b).....												
15.5 Other accident only.....												
15.6 Medicare Title XVIII exempt from state taxes or fees.....												
15.7 All other A&H (b).....												
15.8 Federal employees health benefits plan premium.....												
16. Workers' compensation.....												
17.1 Other liability-occurrence.....												
17.2 Other liability-claims-made.....												
17.3 Excess workers' compensation.....												
18. Products liability.....												
19.1 Private passenger auto no-fault (personal injury protection).....												
19.2 Other private passenger auto liability.....												
19.3 Commercial auto no-fault (personal injury protection).....												
19.4 Other commercial auto liability.....												
21.1 Private passenger auto physical damage.....												
21.2 Commercial auto physical damage.....												
22. Aircraft (all perils).....												
23. Fidelity.....												
24. Surety.....												
26. Burglary and theft.....												
27. Boiler and machinery.....												
28. Credit.....												
30. Warranty.....												
34. Aggregate write-ins for other lines of business.....	0	0	0	0	0	0	0	0	0	0	0	0
35. TOTALS (a).....	0	0	0	0	0	0	0	0	0	0	0	0

19. OR

DETAILS OF WRITE-INS

3401. MISCELLANEOUS.....												
3402.												
3403.												
3498. Summary of remaining write-ins for Line 34 from overflow page.....	0	0	0	0	0	0	0	0	0	0	0	0
3499. TOTALS (Lines 3401 through 3403 plus 3498) (Line 34 above).....	0	0	0	0	0	0	0	0	0	0	0	0

(a) Finance and service charges not included in Lines 1 to 35 \$.....0.

(b) For health business on indicated lines report: Number of persons insured under PPO managed care products.....0 and number of persons insured under indemnity only products.....0.

EXHIBIT OF PREMIUMS AND LOSSES (Statutory Page 14)



NAIC Group Code.....241 NAIC Company Code....34339

BUSINESS IN THE STATE OF PENNSYLVANIA DURING THE YEAR

19.PA

Line of Business	Gross Premiums, Including Policy and Membership Fees, Less Return Premiums and Premiums on Policies not Taken		3 Dividends Paid or Credited to Policyholders on Direct Business	4 Direct Unearned Premium Reserves	5 Direct Losses Paid (deducting salvage)	6 Direct Losses Incurred	7 Direct Losses Unpaid	8 Direct Defense and Cost Containment Expense Paid	9 Direct Defense and Cost Containment Expense Incurred	10 Direct Defense and Cost Containment Expense Unpaid	11 Commissions and Brokerage Expenses	12 Taxes, Licenses and Fees
	1 Direct Premiums Written	2 Direct Premiums Earned										
1. Fire.....												
2.1 Allied lines.....												
2.2 Multiple peril crop.....												
2.3 Federal flood.....												
2.4 Private crop.....												
2.5 Private flood.....												
3. Farmowners multiple peril.....												
4. Homeowners multiple peril.....												
5.1 Commercial multiple peril (non-liability portion).....												
5.2 Commercial multiple peril (liability portion).....												
6. Mortgage guaranty.....												
8. Ocean marine.....												
9. Inland marine.....												
10. Financial guaranty.....												
11. Medical professional liability.....												
12. Earthquake.....												
13. Group accident and health (b).....												
14. Credit A&H (group and individual).....												
15.1 Collectively renewable A&H (b).....												
15.2 Non-cancelable A&H (b).....												
15.3 Guaranteed renewable A&H (b).....												
15.4 Non-renewable for stated reasons only (b).....												
15.5 Other accident only.....												
15.6 Medicare Title XVIII exempt from state taxes or fees.....												
15.7 All other A&H (b).....												
15.8 Federal employees health benefits plan premium.....												
16. Workers' compensation.....												
17.1 Other liability-occurrence.....												
17.2 Other liability-claims-made.....												
17.3 Excess workers' compensation.....												
18. Products liability.....												
19.1 Private passenger auto no-fault (personal injury protection).....	3,478,998	3,320,250	105	1,657,731	1,620,261	1,725,333	1,201,968	73,531	79,563	228,939	124,114	71,448
19.2 Other private passenger auto liability.....	14,177,480	13,636,609	432	6,602,615	7,365,894	6,723,813	10,069,697	344,874	363,113	899,106	505,986	291,032
19.3 Commercial auto no-fault (personal injury protection).....												
19.4 Other commercial auto liability.....												
21.1 Private passenger auto physical damage.....	15,544,199	14,654,087	455	7,240,361	7,809,699	7,950,625	148,614	24,866	26,403	11,279	557,293	318,981
21.2 Commercial auto physical damage.....												
22. Aircraft (all perils).....												
23. Fidelity.....												
24. Surety.....												
26. Burglary and theft.....												
27. Boiler and machinery.....												
28. Credit.....												
30. Warranty.....												
34. Aggregate write-ins for other lines of business.....	0	0	0	0	0	0	0	0	0	0	0	0
35. TOTALS (a).....	33,200,677	31,610,946	992	15,500,707	16,795,854	16,399,771	11,420,279	443,271	469,079	1,139,324	1,187,393	681,461

DETAILS OF WRITE-INS

3401. MISCELLANEOUS.....												
3402.												
3403.												
3498. Summary of remaining write-ins for Line 34 from overflow page.....	0	0	0	0	0	0	0	0	0	0	0	0
3499. TOTALS (Lines 3401 through 3403 plus 3498) (Line 34 above).....	0	0	0	0	0	0	0	0	0	0	0	0

(a) Finance and service charges not included in Lines 1 to 35 \$....41,887.

(b) For health business on indicated lines report: Number of persons insured under PPO managed care products.....0 and number of persons insured under indemnity only products.....0.

EXHIBIT OF PREMIUMS AND LOSSES (Statutory Page 14)



NAIC Group Code.....241 NAIC Company Code....34339

BUSINESS IN THE STATE OF RHODE ISLAND DURING THE YEAR

19.RI

Line of Business	Gross Premiums, Including Policy and Membership Fees, Less Return Premiums and Premiums on Policies not Taken		3 Dividends Paid or Credited to Policyholders on Direct Business	4 Direct Unearned Premium Reserves	5 Direct Losses Paid (deducting salvage)	6 Direct Losses Incurred	7 Direct Losses Unpaid	8 Direct Defense and Cost Containment Expense Paid	9 Direct Defense and Cost Containment Expense Incurred	10 Direct Defense and Cost Containment Expense Unpaid	11 Commissions and Brokerage Expenses	12 Taxes, Licenses and Fees
	1 Direct Premiums Written	2 Direct Premiums Earned										
1. Fire.....												
2.1 Allied lines.....												
2.2 Multiple peril crop.....												
2.3 Federal flood.....												
2.4 Private crop.....												
2.5 Private flood.....												
3. Farmowners multiple peril.....												
4. Homeowners multiple peril.....	5,248,316	5,140,248	425	2,834,490	2,441,067	2,091,162	668,422	11,403	(3,625)	23,535	178,765	115,631
5.1 Commercial multiple peril (non-liability portion).....												
5.2 Commercial multiple peril (liability portion).....												
6. Mortgage guaranty.....												
8. Ocean marine.....												
9. Inland marine.....	117,892	114,550		63,404	10,623	34,125	33,455		331	664	3,892	2,597
10. Financial guaranty.....												
11. Medical professional liability.....												
12. Earthquake.....	11,383	11,213		6,186		(463)	591		(17)	18	392	251
13. Group accident and health (b).....												
14. Credit A&H (group and individual).....												
15.1 Collectively renewable A&H (b).....												
15.2 Non-cancelable A&H (b).....												
15.3 Guaranteed renewable A&H (b).....												
15.4 Non-renewable for stated reasons only (b).....												
15.5 Other accident only.....												
15.6 Medicare Title XVIII exempt from state taxes or fees.....												
15.7 All other A&H (b).....												
15.8 Federal employees health benefits plan premium.....												
16. Workers' compensation.....												
17.1 Other liability-occurrence.....												
17.2 Other liability-claims-made.....												
17.3 Excess workers' compensation.....												
18. Products liability.....												
19.1 Private passenger auto no-fault (personal injury protection).....												
19.2 Other private passenger auto liability.....	14,023,785	13,627,335	490	5,659,079	8,487,867	8,389,935	10,327,622	40,655	109,960	920,669	564,262	308,969
19.3 Commercial auto no-fault (personal injury protection).....												
19.4 Other commercial auto liability.....												
21.1 Private passenger auto physical damage.....	8,435,612	8,283,640	309	3,355,678	4,316,149	4,280,049	98,526	22,841	25,073	5,152	340,338	185,857
21.2 Commercial auto physical damage.....												
22. Aircraft (all perils).....												
23. Fidelity.....												
24. Surety.....												
26. Burglary and theft.....												
27. Boiler and machinery.....												
28. Credit.....												
30. Warranty.....												
34. Aggregate write-ins for other lines of business.....	0	0	0	0	0	0	0	0	0	0	0	0
35. TOTALS (a).....	27,836,988	27,176,986	1,224	11,918,837	15,255,706	14,794,808	11,128,616	74,899	131,722	950,038	1,087,649	613,305

DETAILS OF WRITE-INS

3401. MISCELLANEOUS.....												
3402.												
3403.												
3498. Summary of remaining write-ins for Line 34 from overflow page.....	0	0	0	0	0	0	0	0	0	0	0	0
3499. TOTALS (Lines 3401 through 3403 plus 3498) (Line 34 above).....	0	0	0	0	0	0	0	0	0	0	0	0

(a) Finance and service charges not included in Lines 1 to 35 \$....37,038.

(b) For health business on indicated lines report: Number of persons insured under PPO managed care products.....0 and number of persons insured under indemnity only products.....0.

EXHIBIT OF PREMIUMS AND LOSSES (Statutory Page 14)



NAIC Group Code.....241 NAIC Company Code....34339

BUSINESS IN THE STATE OF SOUTH CAROLINA DURING THE YEAR

Line of Business	Gross Premiums, Including Policy and Membership Fees, Less Return Premiums and Premiums on Policies not Taken		3 Dividends Paid or Credited to Policyholders on Direct Business	4 Direct Unearned Premium Reserves	5 Direct Losses Paid (deducting salvage)	6 Direct Losses Incurred	7 Direct Losses Unpaid	8 Direct Defense and Cost Containment Expense Paid	9 Direct Defense and Cost Containment Expense Incurred	10 Direct Defense and Cost Containment Expense Unpaid	11 Commissions and Brokerage Expenses	12 Taxes, Licenses and Fees
	1 Direct Premiums Written	2 Direct Premiums Earned										
1. Fire.....												
2.1 Allied lines.....												
2.2 Multiple peril crop.....												
2.3 Federal flood.....												
2.4 Private crop.....												
2.5 Private flood.....												
3. Farmowners multiple peril.....												
4. Homeowners multiple peril.....												
5.1 Commercial multiple peril (non-liability portion).....												
5.2 Commercial multiple peril (liability portion).....												
6. Mortgage guaranty.....												
8. Ocean marine.....												
9. Inland marine.....												
10. Financial guaranty.....												
11. Medical professional liability.....												
12. Earthquake.....												
13. Group accident and health (b).....												
14. Credit A&H (group and individual).....												
15.1 Collectively renewable A&H (b).....												
15.2 Non-cancelable A&H (b).....												
15.3 Guaranteed renewable A&H (b).....												
15.4 Non-renewable for stated reasons only (b).....												
15.5 Other accident only.....												
15.6 Medicare Title XVIII exempt from state taxes or fees.....												
15.7 All other A&H (b).....												
15.8 Federal employees health benefits plan premium.....												
16. Workers' compensation.....												
17.1 Other liability-occurrence.....												
17.2 Other liability-claims-made.....												
17.3 Excess workers' compensation.....												
18. Products liability.....												
19.1 Private passenger auto no-fault (personal injury protection).....												
19.2 Other private passenger auto liability.....												
19.3 Commercial auto no-fault (personal injury protection).....												
19.4 Other commercial auto liability.....												
21.1 Private passenger auto physical damage.....												
21.2 Commercial auto physical damage.....												
22. Aircraft (all perils).....												
23. Fidelity.....												
24. Surety.....												
26. Burglary and theft.....												
27. Boiler and machinery.....												
28. Credit.....												
30. Warranty.....												
34. Aggregate write-ins for other lines of business.....	0	0	0	0	0	0	0	0	0	0	0	400
35. TOTALS (a).....	0	0	0	0	0	0	0	0	0	0	0	400

DETAILS OF WRITE-INS

3401. MISCELLANEOUS.....												400
3402.												
3403.												
3498. Summary of remaining write-ins for Line 34 from overflow page.....	0	0	0	0	0	0	0	0	0	0	0	0
3499. TOTALS (Lines 3401 through 3403 plus 3498) (Line 34 above).....	0	0	0	0	0	0	0	0	0	0	0	400

(a) Finance and service charges not included in Lines 1 to 35 \$.....0.

(b) For health business on indicated lines report: Number of persons insured under PPO managed care products.....0 and number of persons insured under indemnity only products.....0.

19.SC

EXHIBIT OF PREMIUMS AND LOSSES (Statutory Page 14)



NAIC Group Code.....241 NAIC Company Code....34339

BUSINESS IN THE STATE OF SOUTH DAKOTA DURING THE YEAR

19.SD

Line of Business	Gross Premiums, Including Policy and Membership Fees, Less Return Premiums and Premiums on Policies not Taken		3 Dividends Paid or Credited to Policyholders on Direct Business	4 Direct Unearned Premium Reserves	5 Direct Losses Paid (deducting salvage)	6 Direct Losses Incurred	7 Direct Losses Unpaid	8 Direct Defense and Cost Containment Expense Paid	9 Direct Defense and Cost Containment Expense Incurred	10 Direct Defense and Cost Containment Expense Unpaid	11 Commissions and Brokerage Expenses	12 Taxes, Licenses and Fees
	1 Direct Premiums Written	2 Direct Premiums Earned										
1. Fire.....												
2.1 Allied lines.....												
2.2 Multiple peril crop.....												
2.3 Federal flood.....												
2.4 Private crop.....												
2.5 Private flood.....												
3. Farmowners multiple peril.....												
4. Homeowners multiple peril.....	553,598	516,127		298,957	341,352	283,725	42,642	(2,318)	1,292	24,171	15,058	
5.1 Commercial multiple peril (non-liability portion).....												
5.2 Commercial multiple peril (liability portion).....												
6. Mortgage guaranty.....												
8. Ocean marine.....												
9. Inland marine.....	6,937	6,533		3,580		(19)	554	(2)	17	303	189	
10. Financial guaranty.....												
11. Medical professional liability.....												
12. Earthquake.....	149	111		48		4	8			6	4	
13. Group accident and health (b).....												
14. Credit A&H (group and individual).....												
15.1 Collectively renewable A&H (b).....												
15.2 Non-cancelable A&H (b).....												
15.3 Guaranteed renewable A&H (b).....												
15.4 Non-renewable for stated reasons only (b).....												
15.5 Other accident only.....												
15.6 Medicare Title XVIII exempt from state taxes or fees.....												
15.7 All other A&H (b).....												
15.8 Federal employees health benefits plan premium.....												
16. Workers' compensation.....												
17.1 Other liability-occurrence.....												
17.2 Other liability-claims-made.....												
17.3 Excess workers' compensation.....												
18. Products liability.....												
19.1 Private passenger auto no-fault (personal injury protection).....												
19.2 Other private passenger auto liability.....	467,044	472,704	4	229,906	214,403	177,540	191,999	3,365	1,209	14,855	19,684	12,072
19.3 Commercial auto no-fault (personal injury protection).....												
19.4 Other commercial auto liability.....												
21.1 Private passenger auto physical damage.....	808,918	768,338	6	379,479	325,245	342,006	43,173	150	(446)	(745)	34,039	20,892
21.2 Commercial auto physical damage.....												
22. Aircraft (all perils).....												
23. Fidelity.....												
24. Surety.....												
26. Burglary and theft.....												
27. Boiler and machinery.....												
28. Credit.....												
30. Warranty.....												
34. Aggregate write-ins for other lines of business.....	0	0	0	0	0	0	0	0	0	0	0	0
35. TOTALS (a).....	1,836,646	1,763,813	10	911,970	881,000	803,256	278,376	3,515	(1,557)	15,419	78,203	48,215

DETAILS OF WRITE-INS

3401. MISCELLANEOUS.....												
3402.												
3403.												
3498. Summary of remaining write-ins for Line 34 from overflow page.....	0	0	0	0	0	0	0	0	0	0	0	0
3499. TOTALS (Lines 3401 through 3403 plus 3498) (Line 34 above).....	0	0	0	0	0	0	0	0	0	0	0	0

(a) Finance and service charges not included in Lines 1 to 35 \$....1,485.

(b) For health business on indicated lines report: Number of persons insured under PPO managed care products.....0 and number of persons insured under indemnity only products.....0.

EXHIBIT OF PREMIUMS AND LOSSES (Statutory Page 14)



NAIC Group Code.....241 NAIC Company Code....34339

BUSINESS IN THE STATE OF TENNESSEE DURING THE YEAR

19.TN

Line of Business	Gross Premiums, Including Policy and Membership Fees, Less Return Premiums and Premiums on Policies not Taken		3 Dividends Paid or Credited to Policyholders on Direct Business	4 Direct Unearned Premium Reserves	5 Direct Losses Paid (deducting salvage)	6 Direct Losses Incurred	7 Direct Losses Unpaid	8 Direct Defense and Cost Containment Expense Paid	9 Direct Defense and Cost Containment Expense Incurred	10 Direct Defense and Cost Containment Expense Unpaid	11 Commissions and Brokerage Expenses	12 Taxes, Licenses and Fees
	1 Direct Premiums Written	2 Direct Premiums Earned										
1. Fire.....												
2.1 Allied lines.....												
2.2 Multiple peril crop.....												
2.3 Federal flood.....												
2.4 Private crop.....												
2.5 Private flood.....												
3. Farmowners multiple peril.....												
4. Homeowners multiple peril.....												
5.1 Commercial multiple peril (non-liability portion).....												
5.2 Commercial multiple peril (liability portion).....												
6. Mortgage guaranty.....												
8. Ocean marine.....												
9. Inland marine.....												
10. Financial guaranty.....												
11. Medical professional liability.....												
12. Earthquake.....												
13. Group accident and health (b).....												
14. Credit A&H (group and individual).....												
15.1 Collectively renewable A&H (b).....												
15.2 Non-cancelable A&H (b).....												
15.3 Guaranteed renewable A&H (b).....												
15.4 Non-renewable for stated reasons only (b).....												
15.5 Other accident only.....												
15.6 Medicare Title XVIII exempt from state taxes or fees.....												
15.7 All other A&H (b).....												
15.8 Federal employees health benefits plan premium.....												
16. Workers' compensation.....												
17.1 Other liability-occurrence.....												
17.2 Other liability-claims-made.....												
17.3 Excess workers' compensation.....												
18. Products liability.....												
19.1 Private passenger auto no-fault (personal injury protection).....												
19.2 Other private passenger auto liability.....	12,954,003	12,106,513	198	6,327,299	7,065,459	8,033,423	6,357,592	167,116	300,394	532,810	510,921	322,437
19.3 Commercial auto no-fault (personal injury protection).....												
19.4 Other commercial auto liability.....												
21.1 Private passenger auto physical damage.....	13,202,103	12,688,402	226	6,501,549	6,482,529	6,299,762	93,681	19,614	23,297	5,613	520,567	328,660
21.2 Commercial auto physical damage.....												
22. Aircraft (all perils).....												
23. Fidelity.....												
24. Surety.....												
26. Burglary and theft.....												
27. Boiler and machinery.....												
28. Credit.....												
30. Warranty.....												
34. Aggregate write-ins for other lines of business.....	0	0	0	0	0	0	0	0	0	0	0	0
35. TOTALS (a).....	26,156,106	24,794,915	424	12,828,848	13,547,988	14,333,185	6,451,273	186,730	323,691	538,423	1,031,488	651,097

DETAILS OF WRITE-INS

3401. MISCELLANEOUS.....												
3402.												
3403.												
3498. Summary of remaining write-ins for Line 34 from overflow page.....	0	0	0	0	0	0	0	0	0	0	0	0
3499. TOTALS (Lines 3401 through 3403 plus 3498) (Line 34 above).....	0	0	0	0	0	0	0	0	0	0	0	0

(a) Finance and service charges not included in Lines 1 to 35 \$....19,998.

(b) For health business on indicated lines report: Number of persons insured under PPO managed care products.....0 and number of persons insured under indemnity only products.....0.

EXHIBIT OF PREMIUMS AND LOSSES (Statutory Page 14)



NAIC Group Code.....241 NAIC Company Code....34339

BUSINESS IN THE STATE OF TEXAS DURING THE YEAR

19.TX

Line of Business	Gross Premiums, Including Policy and Membership Fees, Less Return Premiums and Premiums on Policies not Taken		3 Dividends Paid or Credited to Policyholders on Direct Business	4 Direct Unearned Premium Reserves	5 Direct Losses Paid (deducting salvage)	6 Direct Losses Incurred	7 Direct Losses Unpaid	8 Direct Defense and Cost Containment Expense Paid	9 Direct Defense and Cost Containment Expense Incurred	10 Direct Defense and Cost Containment Expense Unpaid	11 Commissions and Brokerage Expenses	12 Taxes, Licenses and Fees
	1 Direct Premiums Written	2 Direct Premiums Earned										
1. Fire.....												
2.1 Allied lines.....												
2.2 Multiple peril crop.....												
2.3 Federal flood.....												
2.4 Private crop.....												
2.5 Private flood.....												
3. Farmowners multiple peril.....												
4. Homeowners multiple peril.....												
5.1 Commercial multiple peril (non-liability portion).....												
5.2 Commercial multiple peril (liability portion).....												
6. Mortgage guaranty.....												
8. Ocean marine.....												
9. Inland marine.....												
10. Financial guaranty.....												
11. Medical professional liability.....												
12. Earthquake.....												
13. Group accident and health (b).....												
14. Credit A&H (group and individual).....												
15.1 Collectively renewable A&H (b).....												
15.2 Non-cancelable A&H (b).....												
15.3 Guaranteed renewable A&H (b).....												
15.4 Non-renewable for stated reasons only (b).....												
15.5 Other accident only.....												
15.6 Medicare Title XVIII exempt from state taxes or fees.....												
15.7 All other A&H (b).....												
15.8 Federal employees health benefits plan premium.....												
16. Workers' compensation.....												
17.1 Other liability-occurrence.....												
17.2 Other liability-claims-made.....												
17.3 Excess workers' compensation.....												
18. Products liability.....												
19.1 Private passenger auto no-fault (personal injury protection).....	60,134	61,836		13,560	51,043	37,248	4,182		(2,857)	796	2,301	1,396
19.2 Other private passenger auto liability.....	1,171,230	1,211,020		262,673	899,782	774,626	673,077	40,859	35,431	57,845	44,944	27,172
19.3 Commercial auto no-fault (personal injury protection).....												
19.4 Other commercial auto liability.....												
21.1 Private passenger auto physical damage.....	1,419,803	1,456,461		321,745	839,525	622,145	16,759	1,876	537	1,395	54,442	32,964
21.2 Commercial auto physical damage.....												
22. Aircraft (all perils).....												
23. Fidelity.....												
24. Surety.....												
26. Burglary and theft.....												
27. Boiler and machinery.....												
28. Credit.....												
30. Warranty.....												
34. Aggregate write-ins for other lines of business.....	0	0	0	0	0	0	0	0	0	0	0	0
35. TOTALS (a).....	2,651,167	2,729,317	0	597,978	1,790,350	1,434,019	694,018	42,735	33,111	60,036	101,687	61,532

DETAILS OF WRITE-INS

3401. MISCELLANEOUS.....												
3402.												
3403.												
3498. Summary of remaining write-ins for Line 34 from overflow page.....	0	0	0	0	0	0	0	0	0	0	0	0
3499. TOTALS (Lines 3401 through 3403 plus 3498) (Line 34 above).....	0	0	0	0	0	0	0	0	0	0	0	0

(a) Finance and service charges not included in Lines 1 to 35 \$....7,918.

(b) For health business on indicated lines report: Number of persons insured under PPO managed care products.....0 and number of persons insured under indemnity only products.....0.

EXHIBIT OF PREMIUMS AND LOSSES (Statutory Page 14)



NAIC Group Code.....241 NAIC Company Code....34339

BUSINESS IN THE STATE OF UTAH DURING THE YEAR

19.UT

Line of Business	Gross Premiums, Including Policy and Membership Fees, Less Return Premiums and Premiums on Policies not Taken		3 Dividends Paid or Credited to Policyholders on Direct Business	4 Direct Unearned Premium Reserves	5 Direct Losses Paid (deducting salvage)	6 Direct Losses Incurred	7 Direct Losses Unpaid	8 Direct Defense and Cost Containment Expense Paid	9 Direct Defense and Cost Containment Expense Incurred	10 Direct Defense and Cost Containment Expense Unpaid	11 Commissions and Brokerage Expenses	12 Taxes, Licenses and Fees
	1 Direct Premiums Written	2 Direct Premiums Earned										
1. Fire.....												
2.1 Allied lines.....												
2.2 Multiple peril crop.....												
2.3 Federal flood.....												
2.4 Private crop.....												
2.5 Private flood.....												
3. Farmowners multiple peril.....												
4. Homeowners multiple peril.....	6,907,848	6,610,192		3,680,422	3,579,422	3,353,894	881,790	44,629	41,847	39,351	267,055	154,762
5.1 Commercial multiple peril (non-liability portion).....												
5.2 Commercial multiple peril (liability portion).....												
6. Mortgage guaranty.....												
8. Ocean marine.....												
9. Inland marine.....	82,623	81,334		44,336	51,536	42,522	4,389	1,692	1,509	141	3,151	1,854
10. Financial guaranty.....												
11. Medical professional liability.....												
12. Earthquake.....	399,436	397,352		205,951	(1,162)	25,463			(111)	765	15,549	8,939
13. Group accident and health (b).....												
14. Credit A&H (group and individual).....												
15.1 Collectively renewable A&H (b).....												
15.2 Non-cancelable A&H (b).....												
15.3 Guaranteed renewable A&H (b).....												
15.4 Non-renewable for stated reasons only (b).....												
15.5 Other accident only.....												
15.6 Medicare Title XVIII exempt from state taxes or fees.....												
15.7 All other A&H (b).....												
15.8 Federal employees health benefits plan premium.....												
16. Workers' compensation.....												
17.1 Other liability-occurrence.....												
17.2 Other liability-claims-made.....												
17.3 Excess workers' compensation.....												
18. Products liability.....												
19.1 Private passenger auto no-fault (personal injury protection).....	931,783	935,169	5	386,676	614,832	516,001	(350,572)	293	(15,322)	(66,773)	34,523	20,950
19.2 Other private passenger auto liability.....	13,318,528	12,840,309	70	5,625,696	8,858,733	9,570,876	8,028,522	208,659	336,916	714,630	494,267	299,464
19.3 Commercial auto no-fault (personal injury protection).....												
19.4 Other commercial auto liability.....												
21.1 Private passenger auto physical damage.....	10,589,673	10,145,375	53	4,358,917	5,198,444	5,060,772	(33,411)	18,342	23,308	4,962	392,959	238,089
21.2 Commercial auto physical damage.....												
22. Aircraft (all perils).....												
23. Fidelity.....												
24. Surety.....												
26. Burglary and theft.....												
27. Boiler and machinery.....												
28. Credit.....												
30. Warranty.....												
34. Aggregate write-ins for other lines of business.....	0	0	0	0	0	0	0	0	0	0	0	0
35. TOTALS (a).....	32,229,891	31,009,731	128	14,301,998	18,302,967	18,542,903	8,556,181	273,615	388,147	693,076	1,207,504	724,058

DETAILS OF WRITE-INS

3401. MISCELLANEOUS.....												
3402.												
3403.												
3498. Summary of remaining write-ins for Line 34 from overflow page.....	0	0	0	0	0	0	0	0	0	0	0	0
3499. TOTALS (Lines 3401 through 3403 plus 3498) (Line 34 above).....	0	0	0	0	0	0	0	0	0	0	0	0

(a) Finance and service charges not included in Lines 1 to 35 \$....24,676

(b) For health business on indicated lines report: Number of persons insured under PPO managed care products.....0 and number of persons insured under indemnity only products.....0.

EXHIBIT OF PREMIUMS AND LOSSES (Statutory Page 14)



NAIC Group Code.....241 NAIC Company Code....34339

BUSINESS IN THE STATE OF VIRGINIA DURING THE YEAR

19.VA

Line of Business	Gross Premiums, Including Policy and Membership Fees, Less Return Premiums and Premiums on Policies not Taken		3 Dividends Paid or Credited to Policyholders on Direct Business	4 Direct Unearned Premium Reserves	5 Direct Losses Paid (deducting salvage)	6 Direct Losses Incurred	7 Direct Losses Unpaid	8 Direct Defense and Cost Containment Expense Paid	9 Direct Defense and Cost Containment Expense Incurred	10 Direct Defense and Cost Containment Expense Unpaid	11 Commissions and Brokerage Expenses	12 Taxes, Licenses and Fees
	1 Direct Premiums Written	2 Direct Premiums Earned										
1. Fire.....												
2.1 Allied lines.....												
2.2 Multiple peril crop.....												
2.3 Federal flood.....												
2.4 Private crop.....												
2.5 Private flood.....												
3. Farmowners multiple peril.....												
4. Homeowners multiple peril.....												
5.1 Commercial multiple peril (non-liability portion).....												
5.2 Commercial multiple peril (liability portion).....												
6. Mortgage guaranty.....												
8. Ocean marine.....												
9. Inland marine.....												
10. Financial guaranty.....												
11. Medical professional liability.....												
12. Earthquake.....												
13. Group accident and health (b).....												
14. Credit A&H (group and individual).....												
15.1 Collectively renewable A&H (b).....												
15.2 Non-cancelable A&H (b).....												
15.3 Guaranteed renewable A&H (b).....												
15.4 Non-renewable for stated reasons only (b).....												
15.5 Other accident only.....												
15.6 Medicare Title XVIII exempt from state taxes or fees.....												
15.7 All other A&H (b).....												
15.8 Federal employees health benefits plan premium.....												
16. Workers' compensation.....												
17.1 Other liability-occurrence.....												
17.2 Other liability-claims-made.....												
17.3 Excess workers' compensation.....												
18. Products liability.....												
19.1 Private passenger auto no-fault (personal injury protection).....												
19.2 Other private passenger auto liability.....												
19.3 Commercial auto no-fault (personal injury protection).....												
19.4 Other commercial auto liability.....												
21.1 Private passenger auto physical damage.....												
21.2 Commercial auto physical damage.....												
22. Aircraft (all perils).....												
23. Fidelity.....												
24. Surety.....												
26. Burglary and theft.....												
27. Boiler and machinery.....												
28. Credit.....												
30. Warranty.....												
34. Aggregate write-ins for other lines of business.....	0	0	0	0	0	0	0	0	0	0	0	0
35. TOTALS (a).....	0	0	0	0	0	0	0	0	0	0	0	0

DETAILS OF WRITE-INS

3401. MISCELLANEOUS.....												
3402.												
3403.												
3498. Summary of remaining write-ins for Line 34 from overflow page.....	0	0	0	0	0	0	0	0	0	0	0	0
3499. TOTALS (Lines 3401 through 3403 plus 3498) (Line 34 above).....	0	0	0	0	0	0	0	0	0	0	0	0

(a) Finance and service charges not included in Lines 1 to 35 \$.....0.

(b) For health business on indicated lines report: Number of persons insured under PPO managed care products.....0 and number of persons insured under indemnity only products.....0.

EXHIBIT OF PREMIUMS AND LOSSES (Statutory Page 14)



NAIC Group Code.....241 NAIC Company Code....34339

BUSINESS IN THE STATE OF VERMONT DURING THE YEAR

Line of Business	Gross Premiums, Including Policy and Membership Fees, Less Return Premiums and Premiums on Policies not Taken		3 Dividends Paid or Credited to Policyholders on Direct Business	4 Direct Unearned Premium Reserves	5 Direct Losses Paid (deducting salvage)	6 Direct Losses Incurred	7 Direct Losses Unpaid	8 Direct Defense and Cost Containment Expense Paid	9 Direct Defense and Cost Containment Expense Incurred	10 Direct Defense and Cost Containment Expense Unpaid	11 Commissions and Brokerage Expenses	12 Taxes, Licenses and Fees
	1 Direct Premiums Written	2 Direct Premiums Earned										
1. Fire.....												
2.1 Allied lines.....												
2.2 Multiple peril crop.....												
2.3 Federal flood.....												
2.4 Private crop.....												
2.5 Private flood.....												
3. Farmowners multiple peril.....												
4. Homeowners multiple peril.....	1,280,386	1,259,440	157	695,254	392,862	257,709	113,457	1,632	(1,111)	4,071	69,814	29,856
5.1 Commercial multiple peril (non-liability portion).....												
5.2 Commercial multiple peril (liability portion).....												
6. Mortgage guaranty.....												
8. Ocean marine.....												
9. Inland marine.....	19,392	19,021		10,353	6,146	5,042	1,014		(41)	30	990	449
10. Financial guaranty.....												
11. Medical professional liability.....												
12. Earthquake.....	2,349	2,387		1,178		(145)	131		(5)	4	123	55
13. Group accident and health (b).....												
14. Credit A&H (group and individual).....												
15.1 Collectively renewable A&H (b).....												
15.2 Non-cancelable A&H (b).....												
15.3 Guaranteed renewable A&H (b).....												
15.4 Non-renewable for stated reasons only (b).....												
15.5 Other accident only.....												
15.6 Medicare Title XVIII exempt from state taxes or fees.....												
15.7 All other A&H (b).....												
15.8 Federal employees health benefits plan premium.....												
16. Workers' compensation.....												
17.1 Other liability-occurrence.....												
17.2 Other liability-claims-made.....												
17.3 Excess workers' compensation.....												
18. Products liability.....												
19.1 Private passenger auto no-fault (personal injury protection).....												
19.2 Other private passenger auto liability.....	1,182,297	1,207,412	218	480,391	404,487	312,303	665,425	14,193	11,351	57,349	57,208	27,568
19.3 Commercial auto no-fault (personal injury protection).....												
19.4 Other commercial auto liability.....												
21.1 Private passenger auto physical damage.....	1,356,315	1,353,456	237	555,081	675,327	680,095	40,033	1,656	1,302	(560)	65,413	31,622
21.2 Commercial auto physical damage.....												
22. Aircraft (all perils).....												
23. Fidelity.....												
24. Surety.....												
26. Burglary and theft.....												
27. Boiler and machinery.....												
28. Credit.....												
30. Warranty.....												
34. Aggregate write-ins for other lines of business.....	0	0	0	0	0	0	0	0	0	0	0	0
35. TOTALS (a).....	3,840,739	3,841,716	612	1,742,257	1,478,822	1,255,004	820,060	17,481	11,496	60,894	193,548	89,550

DETAILS OF WRITE-INS

3401. MISCELLANEOUS.....												
3402.												
3403.												
3498. Summary of remaining write-ins for Line 34 from overflow page.....	0	0	0	0	0	0	0	0	0	0	0	0
3499. TOTALS (Lines 3401 through 3403 plus 3498) (Line 34 above).....	0	0	0	0	0	0	0	0	0	0	0	0

(a) Finance and service charges not included in Lines 1 to 35 \$....12,765.

(b) For health business on indicated lines report: Number of persons insured under PPO managed care products.....0 and number of persons insured under indemnity only products.....0.

19.VT

EXHIBIT OF PREMIUMS AND LOSSES (Statutory Page 14)



NAIC Group Code.....241 NAIC Company Code....34339

BUSINESS IN THE STATE OF WASHINGTON DURING THE YEAR

Line of Business	Gross Premiums, Including Policy and Membership Fees, Less Return Premiums and Premiums on Policies not Taken		3 Dividends Paid or Credited to Policyholders on Direct Business	4 Direct Unearned Premium Reserves	5 Direct Losses Paid (deducting salvage)	6 Direct Losses Incurred	7 Direct Losses Unpaid	8 Direct Defense and Cost Containment Expense Paid	9 Direct Defense and Cost Containment Expense Incurred	10 Direct Defense and Cost Containment Expense Unpaid	11 Commissions and Brokerage Expenses	12 Taxes, Licenses and Fees
	1 Direct Premiums Written	2 Direct Premiums Earned										
1. Fire.....												
2.1 Allied lines.....												
2.2 Multiple peril crop.....												
2.3 Federal flood.....												
2.4 Private crop.....												
2.5 Private flood.....												
3. Farmowners multiple peril.....												
4. Homeowners multiple peril.....	7,230,589	7,296,272	1,112	3,863,934	3,205,813	3,687,924	1,284,469	24,527	36,950	49,754	287,148	149,209
5.1 Commercial multiple peril (non-liability portion).....												
5.2 Commercial multiple peril (liability portion).....												
6. Mortgage guaranty.....												
8. Ocean marine.....												
9. Inland marine.....	139,016	145,351		74,374	76,644	72,044	5,392		(137)	189	5,420	2,863
10. Financial guaranty.....												
11. Medical professional liability.....												
12. Earthquake.....	548,768	556,026		287,251		(6,983)	27,886		(310)	838	22,228	11,326
13. Group accident and health (b).....												
14. Credit A&H (group and individual).....												
15.1 Collectively renewable A&H (b).....												
15.2 Non-cancelable A&H (b).....												
15.3 Guaranteed renewable A&H (b).....												
15.4 Non-renewable for stated reasons only (b).....												
15.5 Other accident only.....												
15.6 Medicare Title XVIII exempt from state taxes or fees.....												
15.7 All other A&H (b).....												
15.8 Federal employees health benefits plan premium.....												
16. Workers' compensation.....												
17.1 Other liability-occurrence.....												
17.2 Other liability-claims-made.....												
17.3 Excess workers' compensation.....												
18. Products liability.....												
19.1 Private passenger auto no-fault (personal injury protection).....	1,585,722	1,689,571	192	690,658	1,541,452	944,929	(241,093)	4,607	(113,543)	(45,921)	71,955	32,705
19.2 Other private passenger auto liability.....	13,091,860	14,111,118	1,617	5,649,325	9,307,591	7,631,282	10,789,865	351,852	296,019	994,495	599,962	270,210
19.3 Commercial auto no-fault (personal injury protection).....												
19.4 Other commercial auto liability.....												
21.1 Private passenger auto physical damage.....	7,727,671	8,119,759	937	3,310,135	4,072,929	3,967,974	(272,185)	24,517	27,262	13,707	352,052	159,425
21.2 Commercial auto physical damage.....												
22. Aircraft (all perils).....												
23. Fidelity.....												
24. Surety.....												
26. Burglary and theft.....												
27. Boiler and machinery.....												
28. Credit.....												
30. Warranty.....												
34. Aggregate write-ins for other lines of business.....	0	0	0	0	0	0	0	0	0	0	0	0
35. TOTALS (a).....	30,323,626	31,918,097	3,858	13,875,677	18,204,429	16,297,170	11,594,334	405,503	246,241	1,013,062	1,338,765	625,738

19.WA

DETAILS OF WRITE-INS

3401. MISCELLANEOUS.....												
3402.												
3403.												
3498. Summary of remaining write-ins for Line 34 from overflow page.....	0	0	0	0	0	0	0	0	0	0	0	0
3499. TOTALS (Lines 3401 through 3403 plus 3498) (Line 34 above).....	0	0	0	0	0	0	0	0	0	0	0	0

(a) Finance and service charges not included in Lines 1 to 35 \$.....0.

(b) For health business on indicated lines report: Number of persons insured under PPO managed care products.....0 and number of persons insured under indemnity only products.....0.

EXHIBIT OF PREMIUMS AND LOSSES (Statutory Page 14)



NAIC Group Code.....241 NAIC Company Code....34339

BUSINESS IN THE STATE OF WISCONSIN DURING THE YEAR

19.W.I

Line of Business	Gross Premiums, Including Policy and Membership Fees, Less Return Premiums and Premiums on Policies not Taken		3 Dividends Paid or Credited to Policyholders on Direct Business	4 Direct Unearned Premium Reserves	5 Direct Losses Paid (deducting salvage)	6 Direct Losses Incurred	7 Direct Losses Unpaid	8 Direct Defense and Cost Containment Expense Paid	9 Direct Defense and Cost Containment Expense Incurred	10 Direct Defense and Cost Containment Expense Unpaid	11 Commissions and Brokerage Expenses	12 Taxes, Licenses and Fees
	1 Direct Premiums Written	2 Direct Premiums Earned										
1. Fire.....												
2.1 Allied lines.....												
2.2 Multiple peril crop.....												
2.3 Federal flood.....												
2.4 Private crop.....												
2.5 Private flood.....												
3. Farmowners multiple peril.....												
4. Homeowners multiple peril.....	582	533		49		17	17		1	1	9	11
5.1 Commercial multiple peril (non-liability portion).....												
5.2 Commercial multiple peril (liability portion).....												
6. Mortgage guaranty.....												
8. Ocean marine.....												
9. Inland marine.....												
10. Financial guaranty.....												
11. Medical professional liability.....												
12. Earthquake.....												
13. Group accident and health (b).....												
14. Credit A&H (group and individual).....												
15.1 Collectively renewable A&H (b).....												
15.2 Non-cancelable A&H (b).....												
15.3 Guaranteed renewable A&H (b).....												
15.4 Non-renewable for stated reasons only (b).....												
15.5 Other accident only.....												
15.6 Medicare Title XVIII exempt from state taxes or fees.....												
15.7 All other A&H (b).....												
15.8 Federal employees health benefits plan premium.....												
16. Workers' compensation.....												
17.1 Other liability-occurrence.....												
17.2 Other liability-claims-made.....												
17.3 Excess workers' compensation.....												
18. Products liability.....												
19.1 Private passenger auto no-fault (personal injury protection).....												
19.2 Other private passenger auto liability.....	7,493,174	7,356,550		3,315,156	5,715,043	2,862,575	4,997,302	176,556	(35,373)	443,506	346,866	146,777
19.3 Commercial auto no-fault (personal injury protection).....												
19.4 Other commercial auto liability.....												
21.1 Private passenger auto physical damage.....	7,375,432	7,306,420		3,178,460	3,725,435	3,755,707	(10,210)	8,010	6,297	3,886	347,818	144,519
21.2 Commercial auto physical damage.....												
22. Aircraft (all perils).....												
23. Fidelity.....												
24. Surety.....												
26. Burglary and theft.....												
27. Boiler and machinery.....												
28. Credit.....												
30. Warranty.....												
34. Aggregate write-ins for other lines of business.....	0	0	0	0	0	0	0	0	0	0	0	0
35. TOTALS (a).....	14,869,188	14,663,503	0	6,493,665	9,440,478	6,618,299	4,987,109	184,566	(29,075)	447,393	694,693	291,307

DETAILS OF WRITE-INS

3401. MISCELLANEOUS.....												
3402.												
3403.												
3498. Summary of remaining write-ins for Line 34 from overflow page.....	0	0	0	0	0	0	0	0	0	0	0	0
3499. TOTALS (Lines 3401 through 3403 plus 3498) (Line 34 above).....	0	0	0	0	0	0	0	0	0	0	0	0

(a) Finance and service charges not included in Lines 1 to 35 \$.....20,593.

(b) For health business on indicated lines report: Number of persons insured under PPO managed care products.....0 and number of persons insured under indemnity only products.....0.

EXHIBIT OF PREMIUMS AND LOSSES (Statutory Page 14)



NAIC Group Code.....241 NAIC Company Code....34339

BUSINESS IN THE STATE OF WEST VIRGINIA DURING THE YEAR

19.WV

Line of Business	Gross Premiums, Including Policy and Membership Fees, Less Return Premiums and Premiums on Policies not Taken		3 Dividends Paid or Credited to Policyholders on Direct Business	4 Direct Unearned Premium Reserves	5 Direct Losses Paid (deducting salvage)	6 Direct Losses Incurred	7 Direct Losses Unpaid	8 Direct Defense and Cost Containment Expense Paid	9 Direct Defense and Cost Containment Expense Incurred	10 Direct Defense and Cost Containment Expense Unpaid	11 Commissions and Brokerage Expenses	12 Taxes, Licenses and Fees
	1 Direct Premiums Written	2 Direct Premiums Earned										
1. Fire.....												
2.1 Allied lines.....												
2.2 Multiple peril crop.....												
2.3 Federal flood.....												
2.4 Private crop.....												
2.5 Private flood.....												
3. Farmowners multiple peril.....												
4. Homeowners multiple peril.....												
5.1 Commercial multiple peril (non-liability portion).....												
5.2 Commercial multiple peril (liability portion).....												
6. Mortgage guaranty.....												
8. Ocean marine.....												
9. Inland marine.....												
10. Financial guaranty.....												
11. Medical professional liability.....												
12. Earthquake.....												
13. Group accident and health (b).....												
14. Credit A&H (group and individual).....												
15.1 Collectively renewable A&H (b).....												
15.2 Non-cancelable A&H (b).....												
15.3 Guaranteed renewable A&H (b).....												
15.4 Non-renewable for stated reasons only (b).....												
15.5 Other accident only.....												
15.6 Medicare Title XVIII exempt from state taxes or fees.....												
15.7 All other A&H (b).....												
15.8 Federal employees health benefits plan premium.....												
16. Workers' compensation.....												
17.1 Other liability-occurrence.....												
17.2 Other liability-claims-made.....												
17.3 Excess workers' compensation.....												
18. Products liability.....												
19.1 Private passenger auto no-fault (personal injury protection).....												
19.2 Other private passenger auto liability.....												
19.3 Commercial auto no-fault (personal injury protection).....												
19.4 Other commercial auto liability.....												
21.1 Private passenger auto physical damage.....												
21.2 Commercial auto physical damage.....												
22. Aircraft (all perils).....												
23. Fidelity.....												
24. Surety.....												
26. Burglary and theft.....												
27. Boiler and machinery.....												
28. Credit.....												
30. Warranty.....												
34. Aggregate write-ins for other lines of business.....	0	0	0	0	0	0	0	0	0	0	0	1,726
35. TOTALS (a).....	0	0	0	0	0	0	0	0	0	0	0	1,726

DETAILS OF WRITE-INS

3401. MISCELLANEOUS.....												1,726
3402.												
3403.												
3498. Summary of remaining write-ins for Line 34 from overflow page.....	0	0	0	0	0	0	0	0	0	0	0	0
3499. TOTALS (Lines 3401 through 3403 plus 3498) (Line 34 above).....	0	0	0	0	0	0	0	0	0	0	0	1,726

(a) Finance and service charges not included in Lines 1 to 35 \$.....0.

(b) For health business on indicated lines report: Number of persons insured under PPO managed care products.....0 and number of persons insured under indemnity only products.....0.

EXHIBIT OF PREMIUMS AND LOSSES (Statutory Page 14)



NAIC Group Code.....241 NAIC Company Code....34339

BUSINESS IN THE STATE OF WYOMING DURING THE YEAR

Line of Business	Gross Premiums, Including Policy and Membership Fees, Less Return Premiums and Premiums on Policies not Taken		3 Dividends Paid or Credited to Policyholders on Direct Business	4 Direct Unearned Premium Reserves	5 Direct Losses Paid (deducting salvage)	6 Direct Losses Incurred	7 Direct Losses Unpaid	8 Direct Defense and Cost Containment Expense Paid	9 Direct Defense and Cost Containment Expense Incurred	10 Direct Defense and Cost Containment Expense Unpaid	11 Commissions and Brokerage Expenses	12 Taxes, Licenses and Fees
	1 Direct Premiums Written	2 Direct Premiums Earned										
1. Fire.....												
2.1 Allied lines.....												
2.2 Multiple peril crop.....												
2.3 Federal flood.....												
2.4 Private crop.....												
2.5 Private flood.....												
3. Farmowners multiple peril.....												
4. Homeowners multiple peril.....												
5.1 Commercial multiple peril (non-liability portion).....												
5.2 Commercial multiple peril (liability portion).....												
6. Mortgage guaranty.....												
8. Ocean marine.....												
9. Inland marine.....												
10. Financial guaranty.....												
11. Medical professional liability.....												
12. Earthquake.....												
13. Group accident and health (b).....												
14. Credit A&H (group and individual).....												
15.1 Collectively renewable A&H (b).....												
15.2 Non-cancelable A&H (b).....												
15.3 Guaranteed renewable A&H (b).....												
15.4 Non-renewable for stated reasons only (b).....												
15.5 Other accident only.....												
15.6 Medicare Title XVIII exempt from state taxes or fees.....												
15.7 All other A&H (b).....												
15.8 Federal employees health benefits plan premium.....												
16. Workers' compensation.....												
17.1 Other liability-occurrence.....												
17.2 Other liability-claims-made.....												
17.3 Excess workers' compensation.....												
18. Products liability.....												
19.1 Private passenger auto no-fault (personal injury protection).....												
19.2 Other private passenger auto liability.....												
19.3 Commercial auto no-fault (personal injury protection).....												
19.4 Other commercial auto liability.....												
21.1 Private passenger auto physical damage.....												
21.2 Commercial auto physical damage.....												
22. Aircraft (all perils).....												
23. Fidelity.....												
24. Surety.....												
26. Burglary and theft.....												
27. Boiler and machinery.....												
28. Credit.....												
30. Warranty.....												
34. Aggregate write-ins for other lines of business.....	0	0	0	0	0	0	0	0	0	0	0	0
35. TOTALS (a).....	0	0	0	0	0	0	0	0	0	0	0	0

DETAILS OF WRITE-INS

3401. MISCELLANEOUS.....												
3402.												
3403.												
3498. Summary of remaining write-ins for Line 34 from overflow page.....	0	0	0	0	0	0	0	0	0	0	0	0
3499. TOTALS (Lines 3401 through 3403 plus 3498) (Line 34 above).....	0	0	0	0	0	0	0	0	0	0	0	0

(a) Finance and service charges not included in Lines 1 to 35 \$.....0.

(b) For health business on indicated lines report: Number of persons insured under PPO managed care products.....0 and number of persons insured under indemnity only products.....0.

19.WY

Metropolitan Group Property and Casualty Insurance Company

SCHEDULE F - PART 1

Assumed Reinsurance as of December 31, Current Year (\$000 Omitted)

1 ID Number	2 NAIC Company Code	3 Name of Reinsured	4 Domiciliary Jurisdiction	5 Assumed Premium	Reinsurance On			9 Contingent Commissions Payable	10 Assumed Premiums Receivable	11 Unearned Premium	12 Funds Held by or Deposited With Reinsured Companies	13 Letters of Credit Posted	14 Amount of Assets Pledged or Compensating Balances to Secure Letters of Credit	15 Amount of Assets Pledged or Collateral Held in Trust
					6 Paid Losses and Loss Adjustment Expenses	7 Known Case Losses and LAE	8 Cols. 6 + 7							
Other U. S. Unaffiliated Insurers														
06-0237820..	20699..	Ace Prop & Cas Ins Co.....	PA.....		(95)	102	7							
95-3187355..	35300..	Allianz Global Risks US Ins Co.....	IL.....			1,028	1,028							
36-0719665..	19232..	Allstate Ins Co.....	IL.....			1,612	1,612							
13-5124990..	19380..	American Home Assur Co.....	NY.....			901	901							
38-1869912..	19488..	Amerisure Ins Co.....	MI.....			127	127							
05-0348344..	19976..	Amica Mut Ins Co.....	RI.....			40	40							
13-5358230..	24678..	Arrowood Ind Co.....	DE.....		4	288	292							
13-4934590..	19895..	Atlantic Mut Ins Co.....	NY.....			69	69							
47-0360368..	20249..	Central Natl Ins Co Of Omaha.....	NE.....			145	145							
06-6105395..	20710..	Century Ind Co.....	PA.....			13	13							
22-2405591..	41386..	Chubb Ins Co Of NJ.....	NJ.....			350	350							
02-0441070..	87980..	CIGNA Ins Grp Inc.....	NH.....			0	0							
36-2114545..	20443..	Continental Cas Co.....	IL.....		1	855	856							
13-5010440..	35289..	Continental Ins Co.....	PA.....			653	653							
22-2464174..	42471..	Crum & Forster Ins Co.....	NJ.....		(13)	1,128	1,115							
95-1728812..	19285..	Danielson Ins Co.....	CA.....			0	0							
39-0264050..	21458..	Employers Ins Of Wausau.....	WI.....		137	62	199							
42-0234980..	21415..	Employers Mut Cas Co.....	IA.....			23	23							
22-2005057..	26921..	Everest Reins Co.....	DE.....			1,883	1,883							
05-0316605..	21482..	Factory Mut Ins Co.....	RI.....		0	0	0							
04-2198460..	21822..	First State Ins Co.....	CT.....			132	132							
35-1452868..	36781..	FMH Ag Risk Ins Co.....	IA.....			6	6							
36-2594678..	10545..	Fremont Cas Ins Co.....	IL.....			13	13							
38-0558390..	13994..	Fremont Ins Co.....	MI.....			165	165							
13-2673100..	22039..	General Reins Corp.....	DE.....			171	171							
53-0075853..	22063..	Government Employees Ins Co.....	MD.....			349	349							
02-0140690..	23809..	Granite State Ins Co.....	IL.....			4,771	4,771							
13-5129825..	22292..	Hanover Ins Co.....	NH.....		(2)	109	107							
23-0902325..	14168..	Harleysville Mut Ins Co.....	PA.....			415	415							
06-0383030..	22357..	Hartford Accident & Ind Co.....	CT.....			116	116							
22-2567570..	28959..	High Point Preferred Ins Co.....	NJ.....			22	22							
02-0308052..	22527..	Home Ins Co.....	NH.....		15	861	875							
75-6163814..	18643..	Houston General Lloyds.....	TX.....			29	29							
23-0723970..	22713..	Insurance Co Of N Amer.....	PA.....			294	294							
95-2769232..	27847..	Insurance Co Of The West.....	CA.....			734	734							
13-5339725..	18341..	Insurance Corp Of Ny.....	NY.....			173	173							
22-1964136..	21083..	International Ins Co.....	IL.....		1	129	130							
30-0875959..	20621..	Lamorak Ins Co.....	PA.....			852	852							

SCHEDULE F - PART 1

Assumed Reinsurance as of December 31, Current Year (\$000 Omitted)

1 ID Number	2 NAIC Company Code	3 Name of Reinsured	4 Domiciliary Jurisdiction	5 Assumed Premium	Reinsurance On			9 Contingent Commissions Payable	10 Assumed Premiums Receivable	11 Unearned Premium	12 Funds Held by or Deposited With Reinsured Companies	13 Letters of Credit Posted	14 Amount of Assets Pledged or Compensating Balances to Secure Letters of Credit	15 Amount of Assets Pledged or Collateral Held in Trust
					6 Paid Losses and Loss Adjustment Expenses	7 Known Case Losses and LAE	8 Cols. 6 + 7							
25-1149494..	19437.....	Lexington Ins Co.....	DE			556	556							
04-1543470..	23043.....	Liberty Mut Ins Co.....	MA			212	212							
51-0097283..	26743.....	Maxum Ind Co.....	CT			78	78							
13-5581829..	65978.....	Metropolitan Life Ins Co.....	NY			1,294	1,294							
38-0828980..	14508.....	Michigan Millers Mut Ins Co.....	MI			3	3							
36-1475332..	20451.....	Midstates Reins Corp.....	IL			1,106	1,106							
13-4924125..	10227.....	Munich Reins Amer Inc.....	DE		9	323	331							
84-0982643..	16217.....	National Farmers Union Prop & Cas.....	WI			52	52							
36-2704643..	21881.....	National Surety Corp.....	IL			1,324	1,324							
25-0687550..	19445.....	National Union Fire Ins Co Of Pitts.....	PA			1,563	1,563							
42-1015537..	28223.....	Nationwide Agribusiness Ins Co.....	IA			22	22							
04-2177185..	21830.....	New England Ins Co.....	CT			0	0							
06-1053492..	41629.....	New England Reins Corp.....	CT			32	32							
22-1964135..	21105.....	North River Ins Co.....	NJ			0	0							
25-0410420..	24147.....	Old Republic Ins Co.....	PA			15	15							
23-1641984..	10219.....	Qbe Reins Corp.....	PA			143	143							
23-1740414..	22705.....	R&Q Reins Co.....	PA			886	886							
75-1444207..	30058.....	Scor Reins Co.....	NY			10	10							
41-0406690..	24767.....	St Paul Fire & Marine Ins Co.....	CT			131	131							
41-1230819..	30481.....	St Paul Surplus Lines Ins Co.....	DE			1	1							
94-3231751..	35076.....	State Compensation Ins Fund.....	CA			256	256							
37-0533080..	25143.....	State Farm Fire & Cas Co.....	IL			1	1							
13-2918573..	42439.....	Toa Re Ins Co Of Amer.....	DE			0	0							
13-5616275..	19453.....	Transatlantic Reins Co.....	NY			87	87							
06-0907370..	31194.....	Travelers Cas & Surety Co Of Amer.....	CT			39	39							
06-1117063..	34894.....	Trenwick Amer Reins Corp.....	CT			41	41							
06-0732738..	29459.....	Twin City Fire Ins Co Co.....	IN			0	0							
52-0515280..	25887.....	United States Fidelity & Guar Co.....	CT		7	154	160							
36-3139101..	40843.....	Universal Underwriters Of TX Ins.....	IL			84	84							
15-0476880..	25976.....	Utica Mut Ins Co.....	NY			438	438							
48-0921045..	39845.....	Westport Ins Corp.....	MO			913	913							
0999999..	Other U. S. Unaffiliated Insurers.....			0	63	28,380	28,443	0	0	0	0	0	0	0
Pools and Associations - Voluntary Pools, Associations or Other Similar Facilities														
AA-9995004..	00000.....	American Excess Ins Assn.....	CT			1,960	1,960							
AA-9995048..	00000.....	American Offshore Ins Syndicate.....	NY			32	32							
AA-9995022..	00000.....	Excess & Cas Reins Assn.....	NY			4,696	4,696							
1199999..	Pools and Associations - Voluntary Pools, Associations or Other Similar Facilities.....			0	0	6,689	6,689	0	0	0	0	0	0	0
1299999..	Total Pools and Associations.....			0	0	6,689	6,689	0	0	0	0	0	0	0

20.1

Other Non-U. S. Insurers

SCHEDULE F - PART 1

Assumed Reinsurance as of December 31, Current Year (\$000 Omitted)

1 ID Number	2 NAIC Company Code	3 Name of Reinsured	4 Domiciliary Jurisdiction	5 Assumed Premium	Reinsurance On			9 Contingent Commissions Payable	10 Assumed Premiums Receivable	11 Unearned Premium	12 Funds Held by or Deposited With Reinsured Companies	13 Letters of Credit Posted	14 Amount of Assets Pledged or Compensating Balances to Secure Letters of Credit	15 Amount of Assets Pledged or Collateral Held in Trust
					6 Paid Losses and Loss Adjustment Expenses	7 Known Case Losses and LAE	8 Cols. 6 + 7							
AA-3610324.	00000.....	All American Reins Ltd.....	KNA.....			0	0							
AA-1340026.	00000.....	Allianz Aktiengesellschaft.....	DEU.....			28	28							
AA-3160026.	00000.....	Constellation Reins Co Ltd.....	BRB.....			0	0							
AA-1240055.	00000.....	Constitution Reassur Sa.....	BEL.....			312	312							
AA-1120430.	00000.....	Continental Reins Corp (UK) Ltd.....	GBR.....			56	56							
AA-3430007.	00000.....	General Accident Ins Co.....	JAM.....			694	694							
AA-1120013.	00000.....	Royal Ins (UK) Ltd.....	GBR.....			175	175							
AA-1560076.	00000.....	Tokio Marine & Nichida Fire Ins Co Ltd.....	CAN.....			67	67							
1399999.	Other Non-U. S. Insurers.....			0	0	1,332	1,332	0	0	0	0	0	0	0
9999999.	Totals.....			0	63	36,400	36,463	0	0	0	0	0	0	0

SCHEDULE F - PART 2

Premium Portfolio Reinsurance Effected or (Canceled) during Current Year

1 ID Number	2 NAIC Company Code	3 Name of Company	4 Date of Contract	5 Original Premium	6 Reinsurance Premium
-------------------	------------------------------	----------------------	-----------------------	-----------------------	--------------------------

NONE

Metropolitan Group Property and Casualty Insurance Company

SCHEDULE F - PART 3

Ceded Reinsurance as of December 31, Current Year (\$000 Omitted)

1 ID Number	2 NAIC Company Code	3 Name of Reinsurer	4 Domiciliary Jurisdiction	5 Special Code	6 Reinsurance Premiums Ceded	Reinsurance Recoverable on									16 Amount in Dispute Included in Column 15	Reinsurance Payable		19 Net Amount Recoverable from Reinsurers (Cols. 15 - [17 + 18])	20 Funds Held by Company Under Reinsurance Treaties
						7 Paid Losses	8 Paid LAE	9 Known Case Loss Reserves	10 Known Case LAE Reserves	11 IBNR Loss Reserves	12 IBNR LAE Reserves	13 Unearned Premiums	14 Contingent Commissions	15 Col. 7 through 14 Totals		17 Ceded Balances Payable	18 Other Amounts Due to Reinsurers		
Authorized Affiliates-U.S. Non-Pool - Other																			
13-2725441	26298	Metropolitan Property and Casualty Insurance Company	RI		793,647			277,879	28,905	30,076	4,063	360,451	227	701,601		320,268		381,333	
0399999	Total Authorized Affiliates - U.S. Non-Pool - Other				793,647	0	277,879	28,905	30,076	4,063	360,451	227	701,601	0	320,268	0	381,333	0	
0499999	Total Authorized Affiliates - U.S. Non-Pool - Total				793,647	0	277,879	28,905	30,076	4,063	360,451	227	701,601	0	320,268	0	381,333	0	
0899999	Total Authorized Affiliates				793,647	0	277,879	28,905	30,076	4,063	360,451	227	701,601	0	320,268	0	381,333	0	
Authorized Other U.S. Unaffiliated Insurers																			
13-5358230	24678	Arrowood Ind Co	DE			15		46		19				79				79	
23-1502700	21970	Bedivere Ins Co	PA					150		61				210				210	
51-0400307	10391	Berkshire Hathaway Direct Ins Co	NE			64		237		96				397				397	
39-0264050	21458	Employers Ins Of Wausau	WI			27		167		68				262				262	
42-0234980	21415	Employers Mut Cas Co	IA			2		2		1				5				5	
05-0316605	21482	Factory Mut Ins Co	RI			9		137		56				202				202	
06-1325038	39136	Finial Reins Co	CT			(1)		0		0				(1)				(1)	8
02-0308052	22527	Home Ins Co	NH											0				0	
13-5613831	14230	Ideal Mutual Ins. Co	NY											0				0	
13-5339725	18341	Insurance Corp of NY	NY											0				0	
04-1543470	23043	Liberty Mut Ins Co	MA			(119)		61		25				(33)				(33)	
38-0865250	11991	National Cas Co	OH					19		8				27				27	
06-1053492	41629	New England Reins Corp	CT			169		1,379		560				2,108				2,108	
39-0509630	11977	Northwestern Natl Ins Co Seg Acct	WI											0				0	
23-0580680	24457	Reliance Ins Co	PA											0				0	
39-0333950	24988	Sentry Ins A Mut Co	WI			7		20		8				36				36	
13-2997499	38776	Sirius Amer Ins Co	NY			94		290		118				501				501	
13-2554270	11126	Sompo Japan Ins Co Of Amer	NY			13		3		1				16				16	
75-1670124	38318	Starr Ind & Liab Co	TX			60		75		30				165				165	
13-1675535	25364	Swiss Reins Amer Corp	NY			17		360		146				522				522	
94-1517098	25534	TIG Insurance Company	CA			7,127		29,342	1,421	12,368				50,258				50,258	
13-2918573	42439	Toa Re Ins Co Of Amer	DE			18		182		74				274				274	
13-4032666	10945	Tokio Marine Amer Ins Co	NY			3		41		17				61				61	
63-0598629	11762	Vesta Fire Ins Corp	TX											0				0	
0999999	Total Authorized Other U.S. Unaffiliated Insurers				0	7,506	0	32,510	1,421	13,655	0	0	0	55,092	0	0	0	55,092	8
Authorized Other Non-U.S. Insurers																			
AA-1340085	00000	E+S Rückversicherung AG	DEU			0		2		1				3				3	
AA-1340125	00000	Hannover Ruck SE	DEU			3		170		69				242				242	1
1299999	Total Authorized Other Non-U.S. Insurers				0	3	0	172	0	70	0	0	0	244	0	0	0	244	1
1499999	Total Authorized Excluding Protected Cells				793,647	7,508	0	310,561	30,326	43,801	4,063	360,451	227	756,937	0	320,268	0	436,669	9
Unauthorized Other U.S. Unaffiliated Insurers																			
06-0237820	20699	Ace Prop & Cas Ins Co	PA			17		139		57				213				213	
36-2994662	36552	Coliseum Reins Co	DE			7		130		53				190				190	
38-2145898	33499	Dorinco Reins Co	MI			7		23		9				40				40	

SCHEDULE F - PART 3

Ceded Reinsurance as of December 31, Current Year (\$000 Omitted)

1	2	3	4	5	6	Reinsurance Recoverable on								16	Reinsurance Payable		19	20	
						7	8	9	10	11	12	13	14		15	17			18
ID Number	NAIC Company Code	Name of Reinsurer	Domiciliary Jurisdiction	Special Code	Reinsurance Premiums Ceded	Paid Losses	Paid LAE	Known Case Loss Reserves	Known Case LAE Reserves	IBNR Loss Reserves	IBNR LAE Reserves	Unearned Premiums	Contingent Commissions	Col. 7 through 14 Totals	Amount in Dispute Included in Column 15	Ceded Balances Payable	Other Amounts Due to Reinsurers	Net Amount Recoverable from Reinsurers (Cols. 15 - [17 + 18])	Funds Held by Company Under Reinsurance Treaties
22-2005057	26921	Everest Reins Co.....	DE			27		40		16				83				83	
22-2222789	11398	Guarantee Ins Co.....	FL											0				0	
04-1028440	12725	New England Mut Ins Co.....	MA											0				0	
13-2919779	18333	Peerless Ind Ins Co.....	IL			1		1		0				2				2	
04-1027270	20613	SPARTA Ins Co.....	CT			55		30		12				96				96	
22-3590451	40045	Starnet Ins Co.....	DE			47		112		46				205				205	
06-0566050	25658	Travelers Ind Co.....	CT					7		3				10				10	
13-2838344	12971	Union Ind Ins Co Of Ny.....	NY											0				0	
59-1753535	40495	Us Branch Of Hmburg Intl Rein Co.....	FL											0				0	1
48-0921045	39845	Westport Insurance Corp.....	MO			(0)								(0)				(0)	
2399999		Total Unauthorized Other U.S. Unaffiliated Insurers.....			0	161	0	482	0	196	0	0	0	839	0	0	0	839	1
Unauthorized Other Non-U.S. Insurers																			
AA-1580015	00000	Aioi Nissay Dowa Ins Co Ltd.....	JPN			10		167		68				244				244	1
AA-3190439	00000	Aneco Mut Ltd.....	BMU											0				0	
AA-1440035	00000	Aterforsikring Ab Luap.....	SWE											0				0	3
AA-1244102	00000	AXA Belgium.....	BEL			3		83		34				120				120	
AA-3190074	00000	Bristol Reins Co Ltd.....	BMU			11								11				11	
AA-1320060	00000	Caisse Mut D Assur Et De Prevoyance.....	FRA											0				0	
AA-3190180	00000	Catalina General Ins Ltd.....	BMU			9		23		10				42				42	
AA-1320035	00000	Colisee Re.....	FRA			3		8		3				14				14	13
AA-3190001	00000	Curtis Bay Ins Co Ltd.....	BMU			2		33		13				48				48	
AA-1120355	00000	CX Reins Co Ltd.....	GBR			(0)								(0)				(0)	
AA-1120495	00000	Dominion Insurance Co Ltd.....	GBR			1								1				1	
AA-1220030	00000	Erste Allgemeine Vers AG.....	AUT					0		0				1				1	
AA-1240006	00000	Fortis Ins Belgium.....	BEL			14		389		158				561				561	268
AA-1220027	00000	Generali Holding Vienna Ag.....	AUT			2		37		15				55				55	
AA-1360020	00000	Generali Italia S.P.A.....	ITA			3		69		28				100				100	
AA-1930320	00000	Govern Ins Office of New S Wales.....	AUS			(0)								(0)				(0)	
AA-1220040	00000	Grazer Wechselseitige.....	AUT											0				0	0
AA-1340129	00000	Hanseatica Ruckversicherungs Ag.....	DEU			0		26		11				37				37	
AA-1120812	00000	Ins Corp Of Singapore (UK) Ltd.....	GBR			(0)								(0)				(0)	
AA-3190432	00000	Insuratex Ltd.....	BMU			2		11		5				18				18	
AA-1720092	00000	Keskinainen Vakuutusyhtio Tapiola.....	FIN			1		47		19				67				67	
AA-1122000	00000	Lloyds Of London.....	GBR			(0)								(0)				(0)	
AA-1121410	00000	Mitsui Sumitomo Ins Co (Europe) Ltd.....	GBR			6		16		7				29				29	
AA-1320265	00000	Partnerre Sa.....	FRA			33		280		114				427				427	
AA-3190129	00000	Paumanock Ins Co Ltd.....	BMU			21								21				21	
AA-3190134	00000	PMG Assur Ltd.....	BMU			1		32		13				46				46	
AA-1120145	00000	QBE Reins (Uk) Ltd.....	GBR			0		1		0				2				2	
AA-1340201	00000	Rheinland Vers Ag.....	DEU			1		31		13				45				45	

22.1

SCHEDULE F - PART 3

Ceded Reinsurance as of December 31, Current Year (\$000 Omitted)

1	2	3	4	5	6	Reinsurance Recoverable on								16	Reinsurance Payable		19	20	
						7	8	9	10	11	12	13	14		15	17			18
ID Number	NAIC Company Code	Name of Reinsurer	Domiciliary Jurisdiction	Special Code	Reinsurance Premiums Ceded	Paid Losses	Paid LAE	Known Case Loss Reserves	Known Case LAE Reserves	IBNR Loss Reserves	IBNR LAE Reserves	Unearned Premiums	Contingent Commissions	Col. 7 through 14 Totals	Amount in Dispute Included in Column 15	Ceded Balances Payable	Other Amounts Due to Reinsurers	Net Amount Recoverable from Reinsurers (Cols. 15 - [17 + 18])	Funds Held by Company Under Reinsurance Treaties
AA-1120465	00000..	Riverstone Ins (Uk) Ltd.....	GBR.001
AA-1569750	00000..	Scottish And York Holdings Ltd.....	CAN.3731313
AA-1580110	00000..	Sompo Japan Nipponkoa Ins Inc.....	JPN..210319130659659
AA-1340260	00000..	Sparkassen Versicherung Allgemeine Versich Ag.....	DEU.00
AA-1441000	00000..	Sverige Reins Co.....	SWE.147196767
AA-1580100	00000..	Tokio Marine & Nichido Fire Ins Co Ltd.....	JPN..268936150150
AA-1121445	00000..	Tokio Marine Kiln Ins Ltd.....	GBR.2089840347347
AA-5760040	00000..	Overseas Union Ins Ltd.....	SGP.(0)(0)(0)
AA-1340265	00000..	Wuestenrot & Wuerttembergische AG.....	DEU.000
2699999.		Total Unauthorized Other Non-U.S. Insurers.....		057101,81507380003,1240003,124286
2899999.		Total Unauthorized Excluding Protected Cells.....		073202,29709330003,9630003,963287
4399999.		Total Authorized, Unauthorized and Certified Excluding Protected Cells.....		793,6478,2410312,85930,32644,7344,063360,451227760,9000320,2680440,632296
9999999.		Totals (Sum of 4399999 and 4499999).....		793,6478,2410312,85930,32644,7344,063360,451227760,9000320,2680440,632296

22.2

Metropolitan Group Property and Casualty Insurance Company

SCHEDULE F - PART 3 (Continued)

Ceded Reinsurance as of December 31, Current Year (\$000 Omitted)

(Credit Risk)

ID Number from Col. 1	Name of Reinsurer from Col. 3	Collateral				25 Total Funds Held, Payables & Collateral	26 Net Recoverable Net of Funds Held & Collateral	27 Applicable Sch. F Penalty (Col. 78)	Ceded Reinsurance Credit Risk								
		21 Multiple Beneficiary Trusts	22 Letters of Credit	23 Issuing or Confirming Bank Reference Number	24 Single Beneficiary Trusts & Other Allowable Collateral				28 Total Amount Recoverable from Reinsurers Less Penalty (Cols. 15 - 27)	29 Stressed Recoverable (Col. 28 * 120%)	30 Reinsurance Payable & Funds Held (Cols. 17 + 18 + 20; Not in Excess of Col. 29)	31 Stressed Net Recoverable (Cols. 29 - 30)	32 Total Collateral (Cols. 21 + 22 + 24; Not in Excess of Col. 31)	33 Stressed Net Recoverable Net of Collateral Offsets (Cols. 31 - 32)	34 Reinsurer Designation Equivalent	35 Credit Risk on Collateralized Recoverables (Col. 32 * Factor Applicable to Reinsurer Designation Equivalent in Col. 34)	36 Credit Risk on Uncollateralized Recoverables (Col. 33 * Factor Applicable to Reinsurer Designation Equivalent in Col. 34)
Authorized Affiliates-U.S. Non-Pool - Other																	
13-2725441	Metropolitan Property and Casualty Insurance Company...					320,268	381,333	0	XXX	XXX	XXX	XXX	XXX	XXX	XXX	XXX	
0399999	Total Authorized Affiliates - U.S. Non-Pool - Other.....	0	0	XXX	0	320,268	381,333	0	XXX	XXX	XXX	XXX	XXX	XXX	XXX	XXX	
0499999	Total Authorized Affiliates - U.S. Non-Pool - Total.....	0	0	XXX	0	320,268	381,333	0	XXX	XXX	XXX	XXX	XXX	XXX	XXX	XXX	
0899999	Total Authorized Affiliates.....	0	0	XXX	0	320,268	381,333	0	0	0	0	0	0	0	XXX	0	
Authorized Other U.S. Unaffiliated Insurers																	
13-5358230	Arrowood Ind Co.....					0	79	16	63	76	0	76	0	76	7	0	
23-1502700	Bedivere Ins Co.....					0	210	0	210	252	0	252	0	252	7	0	
51-0400307	Berkshire Hathaway Direct Ins Co.....					0	397	79	318	381	0	381	0	381	1	0	
39-0264050	Employers Ins Of Wausau.....					0	262	1	261	313	0	313	0	313	3	0	
42-0234980	Employers Mut Cas Co.....					0	5	1	4	5	0	5	0	5	3	0	
05-0316605	Factory Mut Ins Co.....					0	202	0	202	242	0	242	0	242	2	0	
06-1325038	Finial Reins Co.....					(1)	0	0	0	0	0	0	0	0	4	0	
02-0308052	Home Ins Co.....					0	0	0	0	0	0	0	0	0	7	0	
13-5613831	Ideal Mutual Ins. Co.....					0	0	0	0	0	0	0	0	0	7	0	
13-5339725	Insurance Corp of NY.....					0	0	0	0	0	0	0	0	0	7	0	
04-1543470	Liberty Mut Ins Co.....					(33)	0	23	0	0	0	0	0	0	3	0	
38-0865250	National Cas Co.....					0	27	0	27	32	0	32	0	32	2	0	
06-1053492	New England Reins Corp.....					0	2,108	2	2,107	2,528	0	2,528	0	2,528	7	0	
39-0509630	Northwestern Natl Ins Co Seg Acctnt.....					0	0	0	0	0	0	0	0	0	7	0	
23-0580680	Reliance Ins Co.....					0	0	0	0	0	0	0	0	0	7	0	
39-0333950	Sentry Ins A Mut Co.....					0	36	0	36	43	0	43	0	43	2	0	
13-2997499	Sirius Amer Ins Co.....					0	501	100	401	481	0	481	0	481	3	0	
13-2554270	Sompo Japan Ins Co Of Amer.....					0	16	3	13	16	0	16	0	16	2	0	
75-1670124	Starr Ind & Liab Co.....					0	165	33	132	158	0	158	0	158	3	0	
13-1675535	Swiss Reins Amer Corp.....					0	522	0	522	627	0	627	0	627	2	0	
94-1517098	TIG Insurance Company.....					0	50,258	0	50,258	60,309	0	60,309	0	60,309	7	0	
13-2918573	Toa Re Ins Co Of Amer.....					0	274	0	274	329	0	329	0	329	3	0	
13-4032666	Tokio Marine Amer Ins Co.....					0	61	12	49	59	0	59	0	59	1	0	
63-0598629	Vesta Fire Ins Corp.....					0	0	0	0	0	0	0	0	0	7	0	
0999999	Total Authorized Other U.S. Unaffiliated Insurers.....	0	0	XXX	0	(33)	55,125	271	54,878	65,853	0	65,853	0	65,853	XXX	0	
Authorized Other Non-U.S. Insurers																	
AA-1340085	E+S Rückversicherung AG.....					0	3	1	2	2	0	2	0	2	2	0	
AA-1340125	Hannover Ruck SE.....		32	1		33	208	0	242	290	1	289	32	257	2	1	
1299999	Total Authorized Other Non-U.S. Insurers.....	0	32	XXX	0	33	211	1	244	292	1	291	32	259	XXX	1	
1499999	Total Authorized Excluding Protected Cells.....	0	32	XXX	0	320,268	436,669	271	55,121	66,145	1	66,145	32	66,112	XXX	1	
Unauthorized Other U.S. Unaffiliated Insurers																	
06-0237820	Ace Prop & Cas Ins Co.....					0	213	213	0	0	0	0	0	0	1	0	
36-2994662	Coliseum Reins Co.....					0	190	190	0	0	0	0	0	0	6	0	
38-2145898	Dorinco Reins Co.....		41	2		40	0	0	39	47	0	47	41	6	3	2	

23

SCHEDULE F - PART 3 (Continued)

Ceded Reinsurance as of December 31, Current Year (\$000 Omitted)

(Credit Risk)

ID Number from Col. 1	Name of Reinsurer from Col. 3	Collateral				25 Total Funds Held, Payables & Collateral	26 Net Recoverable Net of Funds Held & Collateral	27 Applicable Sch. F Penalty (Col. 78)	Ceded Reinsurance Credit Risk							
		21 Multiple Beneficiary Trusts	22 Letters of Credit	23 Issuing or Confirming Bank Reference Number	24 Single Beneficiary Trusts & Other Allowable Collateral				28 Total Amount Recoverable from Reinsurers Less Penalty (Cols. 15 - 27)	29 Stressed Recoverable (Col. 28 * 120%)	30 Reinsurance Payable & Funds Held (Cols. 17 + 18 + 20; Not in Excess of Col. 29)	31 Stressed Net Recoverable (Cols. 29 - 30)	32 Total Collateral (Cols. 21 + 22 + 24; Not in Excess of Col. 31)	33 Stressed Net Recoverable Net of Collateral Offsets (Cols. 31 - 32)	34 Reinsurer Designation Equivalent	35 Credit Risk on Collateralized Recoverables (Col. 32 * Factor Applicable to Reinsurer Designation Equivalent in Col. 34)
22-2005057	Everest Reins Co.....08383000000000200
22-222789	Guarantee Ins Co.....000000000000600
04-1028440	New England Mut Ins Co.....000000000000200
13-2919779	Peerless Ind Ins Co.....022000000000300
04-1027270	SPARTA Ins Co.....09696000000000600
22-3590451	Starnet Ins Co.....0205205000000000200
06-0566050	Travelers Ind Co.....01010000000000100
13-2838344	Union Ind Ins Co Of Ny.....000000000000600
59-1753535	Us Branch Of Hmburg Intl Rein Co.....0633000000000600
48-0921045	Westport Insurance Corp.....(0)00000000000200
2399999	Total Unauthorized Other U.S. Unaffiliated Insurers.....0104XXX0407998003947047416XXX2
Unauthorized Other Non-U.S. Insurers																
AA-1580015	Aioi Nissay Dowa Ins Co Ltd.....3634424401243292129129102120
AA-3190439	Aneco Mut Ltd.....000000000000600
AA-1440035	Aterforsikring Ab Luap.....000000000000600
AA-1244102	AXA Belgium.....180551200012014401441440670
AA-3190074	Bristol Reins Co Ltd.....01111000000000600
AA-1320060	Caisse Mut D Assur Et De Prevoyance.....7266000000000600
AA-3190180	Catalina General Ins Ltd.....877742024149049490620
AA-1320035	Colisee Re.....238881401141613440600
AA-3190001	Curtis Bay Ins Co Ltd.....499948004858058499621
AA-1120355	CX Reins Co Ltd.....(0)00(0)00000000600
AA-1120495	Dominion Insurance Co Ltd.....011001000000600
AA-1220030	Erste Allgemeine Vers AG.....391010100110110600
AA-1240006	Fortis Ins Belgium.....45211115610056067226840440406200
AA-1220027	Generali Holding Vienna Ag.....055550055000000600
AA-1360020	Generali Italia S.P.A.....13012121000010012001201200360
AA-1930320	Govern Ins Office of New S Wales.....01313(0)00000000600
AA-1220040	Grazer Wechselseitige.....000000000000600
AA-1340129	Hanseatica Ruckversicherungs Ag.....037370037000000600
AA-1120812	Ins Corp Of Singapore (UK) Ltd.....(0)00(0)00000000600
AA-3190432	Insuratex Ltd.....25141418001821021210610
AA-1720092	Keskinainen Vakuutusyhtio Tapiola.....067670067000000600
AA-1122000	Lloyds Of London.....(0)00(0)00000000300
AA-1121410	Mitsui Sumitomo Ins Co (Europe) Ltd.....029290029000000600
AA-1320265	Partnerre Sa.....545151542702426511051151106260
AA-3190129	Paumanock Ins Co Ltd.....021210021000000600
AA-3190134	PMG Assur Ltd.....107161646004656056560430
AA-1120145	QBE Reins (Uk) Ltd.....221717200220220300

23.1

SCHEDULE F - PART 3 (Continued)

Ceded Reinsurance as of December 31, Current Year (\$000 Omitted)
(Credit Risk)

ID Number from Col. 1	Name of Reinsurer from Col. 3	Collateral				25 Total Funds Held, Payables & Collateral	26 Net Recoverable Net of Funds Held & Collateral	27 Applicable Sch. F Penalty (Col. 78)	Ceded Reinsurance Credit Risk									
		21 Multiple Beneficiary Trusts	22 Letters of Credit	23 Issuing or Confirming Bank Reference Number	24 Single Beneficiary Trusts & Other Allowable Collateral				28 Total Amount Recoverable from Reinsurers Less Penalty (Cols. 15 - 27)	29 Stressed Recoverable (Col. 28 * 120%)	30 Reinsurance Payable & Funds Held (Cols. 17 + 18 + 20; Not in Excess of Col. 29)	31 Stressed Net Recoverable (Cols. 29 - 30)	32 Total Collateral (Cols. 21 + 22 + 24; Not in Excess of Col. 31)	33 Stressed Net Recoverable Net of Collateral Offsets (Cols. 31 - 32)	34 Reinsurer Designation Equivalent	35 Credit Risk on Collateralized Recoverables (Col. 32 * Factor Applicable to Reinsurer Designation Equivalent in Col. 34)	36 Credit Risk on Uncollateralized Recoverables (Col. 33 * Factor Applicable to Reinsurer Designation Equivalent in Col. 34)	
AA-1340201	Rheinland Vers Ag.....					0	45	45	0	0	0	0	0	0	0	6	0	0
AA-1120465	Riverstone Ins (Uk) Ltd.....					0	0	0	0	0	0	0	0	0	0	6	0	0
AA-1569750	Scottish And York Holdings Ltd.....					0	13	13	0	0	0	0	0	0	0	3	0	0
AA-1580110	Sompo Japan Nipponkoa Ins Inc.....		533	18		533	126	151	508	610	0	610	533	77	2	22	3	3
AA-1340260	Sparkassen Versicherung Allgemeine Versich Ag.....					0	0	0	0	0	0	0	0	0	0	6	0	0
AA-1441000	Sverige Reins Co.....		144	19		67	0	0	67	80	0	80	80	0	6	4	0	0
AA-1580100	Tokio Marine & Nichido Fire Ins Co Ltd.....					0	150	150	0	0	0	0	0	0	1	0	0	0
AA-1121445	Tokio Marine Kiln Ins Ltd.....					0	347	347	0	0	0	0	0	0	6	0	0	0
AA-5760040	Overseas Union Ins Ltd.....					(0)	0	0	0	0	0	0	0	0	6	0	0	0
AA-1340265	Wuestenrot & Wuerttembergische AG.....					0	0	0	0	0	0	0	0	0	6	0	0	0
2699999	Total Unauthorized Other Non-U.S. Insurers.....	0	2,987	XXX	0	2,223	901	932	2,194	2,632	281	2,351	2,266	85	XXX	106	4	4
2899999	Total Unauthorized Excluding Protected Cells.....	0	3,092	XXX	0	2,262	1,701	1,732	2,233	2,679	281	2,398	2,307	91	XXX	108	5	5
4399999	Total Authorized, Unauthorized & Certified Excl Prot Cells.....	0	3,124	XXX	0	322,530	438,370	2,003	57,354	68,825	282	68,543	2,339	66,204	XXX	109	6,449	6,449
9999999	Totals (Sum of 4399999 and 4499999).....	0	3,124	XXX	0	322,530	438,370	2,003	57,354	68,825	282	68,543	2,339	66,204	XXX	109	6,449	6,449

23.2

Metropolitan Group Property and Casualty Insurance Company

SCHEDULE F - PART 3 (Continued)

Ceded Reinsurance as of December 31, Current Year (\$000 Omitted)

(Aging of Ceded Reinsurance)

ID Number from Col. 1	Name of Reinsurer from Col. 3	Reinsurance Recoverable on Paid Losses and Paid Loss Adjustment Expenses						44 Total Recoverable on Paid Losses & LAE Amounts in Dispute Included in Col. 43	45 Recoverable on Paid Losses & LAE Over 90 Days Past Due Amounts in Dispute Included in Cols. 40 & 41	46 Total Recoverable on Paid Losses & LAE Amounts Not in Dispute (Cols. 43 - 44)	47 Recoverable on Paid Losses & LAE Over 90 Days Past Due Amounts Not in Dispute (Cols. 40 + 41 - 45)	48 Amounts Received Prior 90 Days	49 Percentage Overdue (Col. 42 / Col. 43)	50 Percentage of Amounts More Than 90 Days Overdue Not in Dispute (Col. 47 / (Cols. 46 + 48))	51 Percentage More Than 120 Days Overdue (Col. 41 / Col. 43)	52 Is the Amount in Col. 50 Less than 20%? (Yes or No)	53 Amounts in Col. 47 for Reinsurers with Values Less Than 20% in Col. 50	
		37	Overdue															43 Total Due Cols. 37 + 42 (In Total Should Equal Cols. 7 + 8)
		Current	38 1 - 29 Days	39 30 - 90 Days	40 91 - 120 Days	41 Over 120 Days	42 Total Overdue (Cols. 38 + 39 + 40 + 41)											
Authorized Affiliates-U.S. Non-Pool - Other																		
13-2725441	Metropolitan Property and Casualty Insurance Company...						0	0	0	0	0	0.0	0.0	0.0	0.0	YES...	0	
0399999	Total Authorized Affiliates - U.S. Non-Pool - Other.....	0	0	0	0	0	0	0	0	0	0	0.0	0.0	0.0	0.0	...XXX	0	
0499999	Total Authorized Affiliates - U.S. Non-Pool - Total.....	0	0	0	0	0	0	0	0	0	0	0.0	0.0	0.0	0.0	...XXX	0	
0899999	Total Authorized Affiliates.....	0	0	0	0	0	0	0	0	0	0	0.0	0.0	0.0	0.0	...XXX	0	
Authorized Other U.S. Unaffiliated Insurers																		
13-5358230	Arrowood Ind Co.....	10				5	5	15		15	5		31.0	31.0	31.0	NO	0	
23-1502700	Bedivere Ins Co.....					0	0	0		0	0		0.0	0.0	0.0	YES	0	
51-0400307	Berkshire Hathaway Direct Ins Co.....	6				58	58	64		64	58		90.1	90.1	90.1	NO	0	
39-0264050	Employers Ins Of Wausau.....	22				5	5	27		27	5		16.9	16.9	16.9	YES	5	
42-0234980	Employers Mut Cas Co.....					2	2	2		2	2		100.0	100.0	100.0	NO	0	
05-0316605	Factory Mut Ins Co.....	9				0	0	9		9	0		0.0	0.0	0.0	YES	0	
06-1325038	Finial Reins Co.....					(1)	(1)	(1)		(1)	0		100.0	0.0	100.0	YES	0	
02-0308052	Home Ins Co.....					0	0	0		0	0		0.0	0.0	0.0	YES	0	
13-5613831	Ideal Mutual Ins. Co.....					0	0	0		0	0		0.0	0.0	0.0	YES	0	
13-5339725	Insurance Corp of NY.....					0	0	0		0	0		0.0	0.0	0.0	YES	0	
04-1543470	Liberty Mut Ins Co.....	(236)				117	117	(119)		(119)	117		(98.0)	0.0	(98.0)	YES	117	
38-0865250	National Cas Co.....					0	0	0		0	0		0.0	0.0	0.0	YES	0	
06-1053492	New England Reins Corp.....	162				8	8	169		169	8		4.5	4.5	4.5	YES	8	
39-0509630	Northwestern Natl Ins Co Seg Acctnt.....					0	0	0		0	0		0.0	0.0	0.0	YES	0	
23-0580680	Reliance Ins Co.....					0	0	0		0	0		0.0	0.0	0.0	YES	0	
39-0333950	Sentry Ins A Mut Co.....	7				0	0	7		7	0		0.0	0.0	0.0	YES	0	
13-2997499	Sirius Amer Ins Co.....	18				76	76	94		94	76		80.4	80.4	80.4	NO	0	
13-2554270	Sompo Japan Ins Co Of Amer.....					13	13	13		13	13		100.0	100.0	100.0	NO	0	
75-1670124	Starr Ind & Liab Co.....					60	60	60		60	60		100.0	100.0	100.0	NO	0	
13-1675535	Swiss Reins Amer Corp.....	17				0	0	17		17	0		0.0	0.0	0.0	YES	0	
94-1517098	TIG Insurance Company.....	7,127				0	0	7,127		7,127	0		0.0	0.0	0.0	YES	0	
13-2918573	Toa Re Ins Co Of Amer.....	18				0	0	18		18	0		0.0	0.0	0.0	YES	0	
13-4032666	Tokio Marine Amer Ins Co.....					3	3	3		3	3		100.0	100.0	100.0	NO	0	
63-0598629	Vesta Fire Ins Corp.....					0	0	0		0	0		0.0	0.0	0.0	YES	0	
0999999	Total Authorized Other U.S. Unaffiliated Insurers.....	7,161	0	0	0	344	344	7,506	0	7,506	345	0	4.6	4.6	4.6	...XXX	129	
Authorized Other Non-U.S. Insurers																		
AA-1340085	E+S Rückversicherung AG.....	0				0	0	0		0	0		36.2	36.2	36.2	NO	0	
AA-1340125	Hannover Ruck SE.....	3				0	0	3		3	0		0.0	0.0	0.0	YES	0	
1299999	Total Authorized Other Non-U.S. Insurers.....	3	0	0	0	0	0	3	0	3	0	0	1.0	1.0	1.0	...XXX	0	
1499999	Total Authorized Excluding Protected Cells.....	7,164	0	0	0	344	344	7,508	0	7,508	345	0	4.6	4.6	4.6	...XXX	129	
Unauthorized Other U.S. Unaffiliated Insurers																		
06-0237820	Ace Prop & Cas Ins Co.....	13				5	5	17		17	5		26.4	26.4	26.4	NO	0	
36-2994662	Coliseum Reins Co.....	6				2	2	7		7	2		21.0	21.0	21.0	NO	0	
38-2145898	Dorinco Reins Co.....	5				2	2	7		7	2		31.0	31.0	31.0	NO	0	

SCHEDULE F - PART 3 (Continued)

Ceded Reinsurance as of December 31, Current Year (\$000 Omitted)

(Aging of Ceded Reinsurance)

ID Number from Col. 1	Name of Reinsurer from Col. 3	Reinsurance Recoverable on Paid Losses and Paid Loss Adjustment Expenses							44 Total Recoverable on Paid Losses & LAE Amounts in Dispute Included in Col. 43	45 Recoverable on Paid Losses & LAE Over 90 Days Past Due Amounts in Dispute Included in Cols. 40 & 41	46 Total Recoverable on Paid Losses & LAE Amounts Not in Dispute (Cols. 43 - 44)	47 Recoverable on Paid Losses & LAE Over 90 Days Past Due Amounts Not in Dispute (Cols. 40 + 41 - 45)	48 Amounts Received Prior 90 Days	49 Percentage Overdue (Col. 42 / Col. 43)	50 Percentage of Amounts More Than 90 Days Overdue Not in Dispute (Col. 47 / [Cols. 46 + 48])	51 Percentage More Than 120 Days Overdue (Col. 41 / Col. 43)	52 Is the Amount in Col. 50 Less than 20%? (Yes or No)	53 Amounts in Col. 47 for Reinsurers with Values Less Than 20% in Col. 50
		37	Overdue					43 Total Due Cols. 37 + 42 (In Total Should Equal Cols. 7 + 8)										
		Current	38 1 - 29 Days	39 30 - 90 Days	40 91 - 120 Days	41 Over 120 Days	42 Total Overdue (Cols. 38 + 39 + 40 + 41)											
22-2005057	Everest Reins Co.....	3				24	24	27		27	24		89.0	89.0	89.0	NO	0	
22-2222789	Guarantee Ins Co.....						0	0		0	0		0.0	0.0	0.0	YES	0	
04-1028440	New England Mut Ins Co.....						0	0		0	0		0.0	0.0	0.0	YES	0	
13-2919779	Peerless Ind Ins Co.....					1	1	1		1	1		100.0	100.0	100.0	NO	0	
04-1027270	SPARTA Ins Co.....	1				53	53	55		55	53		97.7	97.7	97.7	NO	0	
22-3590451	Starnet Ins Co.....	1		3		43	46	47		47	43		97.9	91.4	91.4	NO	0	
06-0566050	Travelers Ind Co.....						0	0		0	0		0.0	0.0	0.0	YES	0	
13-2838344	Union Ind Ins Co Of Ny.....						0	0		0	0		0.0	0.0	0.0	YES	0	
59-1753535	Us Branch Of Hmburg Intl Rein Co.....						0	0		0	0		0.0	0.0	0.0	YES	0	
48-0921045	Westport Insurance Corp.....					(0)	(0)	(0)		(0)	0		100.0	0.0	100.0	YES	0	
2399999	Total Unauthorized Other U.S. Unaffiliated Insurers.....	29	0	3	0	130	133	161	0	161	130	0	82.3	80.4	80.4	XXX	0	
Unauthorized Other Non-U.S. Insurers																		
AA-1580015	Aioi Nissay Dowa Ins Co Ltd.....	5		2		3	5	10		10	3		48.5	26.2	26.2	NO	0	
AA-3190439	Aneco Mut Ltd.....						0	0		0	0		0.0	0.0	0.0	YES	0	
AA-1440035	Aterforsikring Ab Luap.....						0	0		0	0		0.0	0.0	0.0	YES	0	
AA-1244102	AXA Belgium.....	1		2		1	3	3		3	1		82.7	29.3	29.3	NO	0	
AA-3190074	Bristol Reins Co Ltd.....					11	11	11		11	11		100.0	100.0	100.0	NO	0	
AA-1320060	Caisse Mut D Assur Et De Prevoyance.....						0	0		0	0		0.0	0.0	0.0	YES	0	
AA-3190180	Catalina General Ins Ltd.....	0		1		9	9	9		9	9		98.1	92.2	92.2	NO	0	
AA-1320035	Colisee Re.....					3	3	3		3	3		100.0	100.0	100.0	NO	0	
AA-3190001	Curtis Bay Ins Co Ltd.....	0		1		0	1	2		2	0		82.1	26.8	26.8	NO	0	
AA-1120355	CX Reins Co Ltd.....					(0)	(0)	(0)		(0)	0		100.0	0.0	100.0	YES	0	
AA-1120495	Dominion Insurance Co Ltd.....					1	1	1		1	1		100.0	100.0	100.0	NO	0	
AA-1220030	Erste Allgemeine Vers AG.....						0	0		0	0		0.0	0.0	0.0	YES	0	
AA-1240006	Fortis Ins Belgium.....	8		4		2	6	14		14	2		45.5	14.5	14.5	YES	2	
AA-1220027	Generali Holding Vienna Ag.....	0		1		1	2	2		2	1		82.9	23.6	23.6	NO	0	
AA-1360020	Generali Italia S.P.A.....	0		2		1	2	3		3	1		83.3	25.7	25.7	NO	0	
AA-1930320	Govern Ins Office of New S Wales.....					(0)	(0)	(0)		(0)	0		100.0	0.0	100.0	YES	0	
AA-1220040	Grazer Wechselseitige.....						0	0		0	0		0.0	0.0	0.0	YES	0	
AA-1340129	Hanseatica Ruckversicherungs Ag.....					0	0	0		0	0		100.0	100.0	100.0	NO	0	
AA-1120812	Ins Corp Of Singapore (UK) Ltd.....					(0)	(0)	(0)		(0)	0		100.0	0.0	100.0	YES	0	
AA-3190432	Insuratex Ltd.....	0		1		1	2	2		2	1		86.6	42.7	42.7	NO	0	
AA-1720092	Keskinainen Vakuutusyhtio Tapiola.....	1					0	1		1	0		0.0	0.0	0.0	YES	0	
AA-1122000	Lloyds Of London.....					(0)	(0)	(0)		(0)	0		100.0	0.0	100.0	YES	0	
AA-1121410	Mitsui Sumitomo Ins Co (Europe) Ltd.....	6					0	6		6	0		0.0	0.0	0.0	YES	0	
AA-1320265	Partnerre Sa.....	25				8	8	33		33	8		23.5	23.5	23.5	NO	0	
AA-3190129	Paumanock Ins Co Ltd.....					21	21	21		21	21		100.0	100.0	100.0	NO	0	
AA-3190134	PMG Assur Ltd.....	0		0		1	1	1		1	1		87.7	54.0	54.0	NO	0	
AA-1120145	QBE Reins (UK) Ltd.....	0				0	0	0		0	0		92.8	92.8	92.8	NO	0	

24.1

SCHEDULE F - PART 3 (Continued)

Ceded Reinsurance as of December 31, Current Year (\$000 Omitted)
(Aging of Ceded Reinsurance)

ID Number from Col. 1	Name of Reinsurer from Col. 3	Reinsurance Recoverable on Paid Losses and Paid Loss Adjustment Expenses						44 Total Recoverable on Paid Losses & LAE Amounts in Dispute Included in Col. 43	45 Recoverable on Paid Losses & LAE Over 90 Days Past Due Amounts in Dispute Included in Cols. 40 & 41	46 Total Recoverable on Paid Losses & LAE Amounts Not in Dispute (Cols. 43 - 44)	47 Recoverable on Paid Losses & LAE Over 90 Days Past Due Amounts Not in Dispute (Cols. 40 + 41 - 45)	48 Amounts Received Prior 90 Days	49 Percentage Overdue (Col. 42 / Col. 43)	50 Percentage of Amounts More Than 90 Days Overdue Not in Dispute (Col. 47 / [Cols. 46 + 48])	51 Percentage More Than 120 Days Overdue (Col. 41 / Col. 43)	52 Is the Amount in Col. 50 Less than 20%? (Yes or No)	53 Amounts in Col. 47 for Reinsurers with Values Less Than 20% in Col. 50	
		37	Overdue															43 Total Due Cols. 37 + 42 (In Total Should Equal Cols. 7 + 8)
		Current	38 1 - 29 Days	39 30 - 90 Days	40 91 - 120 Days	41 Over 120 Days	42 Total Overdue (Cols. 38 + 39 + 40 + 41)											
AA-1340201	Rheinland Vers Ag.....	0		1		0	1		1	0		83.3	26.5	26.5	NO	0		
AA-1120465	Riverstone Ins (Uk) Ltd.....						0		0	0		0.0	0.0	0.0	YES	0		
AA-1569750	Scottish And York Holdings Ltd.....	3					0		3	0		0.0	0.0	0.0	YES	0		
AA-1580110	Sompo Japan Nipponkoa Ins Inc.....	82		4		123	128		210	123		60.8	58.8	58.8	NO	0		
AA-1340260	Sparkassen Versicherung Allgemeine Versich Ag.....						0		0	0		0.0	0.0	0.0	YES	0		
AA-1441000	Sverige Reins Co.....	1					0		1	0		0.0	0.0	0.0	YES	0		
AA-1580100	Tokio Marine & Nichido Fire Ins Co Ltd.....					26	26		26	26		100.0	100.0	100.0	NO	0		
AA-1121445	Tokio Marine Kiln Ins Ltd.....	183				25	25		208	25		12.0	12.0	12.0	YES	25		
AA-5760040	Overseas Union Ins Ltd.....					(0)	(0)		(0)	0		100.0	0.0	100.0	YES	0		
AA-1340265	Wuestenrot & Wuerttembergische AG.....						0		0	0		0.0	0.0	0.0	YES	0		
2699999	Total Unauthorized Other Non-U.S. Insurers.....	317	0	19	0	235	254	571	0	0	571	236	0	44.4	41.3	41.1	XXX	27
2899999	Total Unauthorized Excluding Protected Cells.....	346	0	22	0	364	386	732	0	0	732	365	0	52.8	49.9	49.8	XXX	27
4399999	Total Authorized, Unauthorized & Certified Excl Prot Cells.....	7,510	0	22	0	709	731	8,241	0	0	8,241	710	0	8.9	8.6	8.6	XXX	156
9999999	Totals (Sum of 4399999 and 4499999).....	7,510	0	22	0	709	731	8,241	0	0	8,241	710	0	8.9	8.6	8.6	XXX	156

24.2

SCHEDULE F - PART 3 (Continued)

Ceded Reinsurance as of December 31, Current Year (\$000 Omitted)

(Provision for Reinsurance for Certified Reinsurer)

ID Number from Col. 1	Name of Reinsurer from Col. 3	Provision for Certified Reinsurance														Complete if Col. 52 = "No"; Otherwise Enter 0			69 Provision for Overdue Reinsurance Ceded to Certified Reinsurers (Greater of [Col. 62 + Col. 65] or Col. 68; Not to Exceed Col. 63)
		54	55	56	57	58	59	60	61	62	63	64	65	66	67	68			
		Certified Reinsurer Rating (1 through 6)	Effective Date of Certified Reinsurer Rating	Percent Collateral Required for Full Credit (0% through 100%)	Catastrophe Recoverables Qualifying for Collateral Deferral	Net Recoverables Subject to Collateral Requirements for Full Credit (Cols. 19 - 57)	Dollar Amount of Collateral Required (Col. 56 * Col. 58)	Percent of Collateral Provided for Net Recoverables Subject to Collateral Requirements ((Col. 20 + Col. 21 + Col. 22 + Col. 24) / Col. 58)	Percent Credit Allowed on Net Recoverables Subject to Collateral Requirements (Col. 60 / Col. 56, Not to Exceed 100%)	20% of Recoverable on Paid Losses & LAE over 90 Days Past Due Amounts in Dispute (Col. 45 * 20%)	Amount of Credit Allowed for Net Recoverables (Col. 57 + [Col. 58 * Col. 61])	Provision for Reinsurance with Certified Reinsurers Due to Collateral Deficiency (Col. 19 - Col. 63)	20% of Recoverable on Paid Losses & LAE Over 90 Days Past Due Amounts Not in Dispute (Col. 47 * 20%)	Total Collateral Provided (Col. 20 + Col. 21 + Col. 22 + Col. 24 Not to Exceed Col. 63)	Net Unsecured Recoverable for Which Credit is Allowed (Col. 63 - Col. 66)	20% of Amount in Col. 67			

Authorized Affiliates-U.S. Non-Pool - Other

13-2725441	Metropolitan Property and Casualty Insurance Company...	XXX	XXX	XXX	XXX	XXX	XXX	XXX	XXX	XXX	XXX	XXX	XXX	XXX	XXX	XXX	XXX	XXX
0399999	Total Authorized Affiliates - U.S. Non-Pool - Other	XXX	XXX	XXX	XXX	XXX	XXX	XXX	XXX	XXX	XXX	XXX	XXX	XXX	XXX	XXX	XXX	XXX
0499999	Total Authorized Affiliates - U.S. Non-Pool - Total	XXX	XXX	XXX	XXX	XXX	XXX	XXX	XXX	XXX	XXX	XXX	XXX	XXX	XXX	XXX	XXX	XXX
0899999	Total Authorized Affiliates	XXX	XXX	XXX	XXX	XXX	XXX	XXX	XXX	XXX	XXX	XXX	XXX	XXX	XXX	XXX	XXX	XXX

Authorized Other U.S. Unaffiliated Insurers

13-5358230	Arrowood Ind Co	XXX	XXX	XXX	XXX	XXX	XXX	XXX	XXX	XXX	XXX	XXX	XXX	XXX	XXX	XXX	XXX	XXX
23-1502700	Bedivere Ins Co	XXX	XXX	XXX	XXX	XXX	XXX	XXX	XXX	XXX	XXX	XXX	XXX	XXX	XXX	XXX	XXX	XXX
51-0400307	Berkshire Hathaway Direct Ins Co	XXX	XXX	XXX	XXX	XXX	XXX	XXX	XXX	XXX	XXX	XXX	XXX	XXX	XXX	XXX	XXX	XXX
39-0264050	Employers Ins Of Wausau	XXX	XXX	XXX	XXX	XXX	XXX	XXX	XXX	XXX	XXX	XXX	XXX	XXX	XXX	XXX	XXX	XXX
42-0234980	Employers Mut Cas Co	XXX	XXX	XXX	XXX	XXX	XXX	XXX	XXX	XXX	XXX	XXX	XXX	XXX	XXX	XXX	XXX	XXX
05-0316605	Factory Mut Ins Co	XXX	XXX	XXX	XXX	XXX	XXX	XXX	XXX	XXX	XXX	XXX	XXX	XXX	XXX	XXX	XXX	XXX
06-1325038	Finial Reins Co	XXX	XXX	XXX	XXX	XXX	XXX	XXX	XXX	XXX	XXX	XXX	XXX	XXX	XXX	XXX	XXX	XXX
02-0308052	Home Ins Co	XXX	XXX	XXX	XXX	XXX	XXX	XXX	XXX	XXX	XXX	XXX	XXX	XXX	XXX	XXX	XXX	XXX
13-5613831	Ideal Mutual Ins. Co	XXX	XXX	XXX	XXX	XXX	XXX	XXX	XXX	XXX	XXX	XXX	XXX	XXX	XXX	XXX	XXX	XXX
13-5339725	Insurance Corp of NY	XXX	XXX	XXX	XXX	XXX	XXX	XXX	XXX	XXX	XXX	XXX	XXX	XXX	XXX	XXX	XXX	XXX
04-1543470	Liberty Mut Ins Co	XXX	XXX	XXX	XXX	XXX	XXX	XXX	XXX	XXX	XXX	XXX	XXX	XXX	XXX	XXX	XXX	XXX
38-0865250	National Cas Co	XXX	XXX	XXX	XXX	XXX	XXX	XXX	XXX	XXX	XXX	XXX	XXX	XXX	XXX	XXX	XXX	XXX
06-1053492	New England Reins Corp	XXX	XXX	XXX	XXX	XXX	XXX	XXX	XXX	XXX	XXX	XXX	XXX	XXX	XXX	XXX	XXX	XXX
39-0509630	Northwestern Natl Ins Co Seg Acctnt	XXX	XXX	XXX	XXX	XXX	XXX	XXX	XXX	XXX	XXX	XXX	XXX	XXX	XXX	XXX	XXX	XXX
23-0580680	Reliance Ins Co	XXX	XXX	XXX	XXX	XXX	XXX	XXX	XXX	XXX	XXX	XXX	XXX	XXX	XXX	XXX	XXX	XXX
39-0333950	Sentry Ins A Mut Co	XXX	XXX	XXX	XXX	XXX	XXX	XXX	XXX	XXX	XXX	XXX	XXX	XXX	XXX	XXX	XXX	XXX
13-2997499	Sirius Amer Ins Co	XXX	XXX	XXX	XXX	XXX	XXX	XXX	XXX	XXX	XXX	XXX	XXX	XXX	XXX	XXX	XXX	XXX
13-2554270	Sompo Japan Ins Co Of Amer	XXX	XXX	XXX	XXX	XXX	XXX	XXX	XXX	XXX	XXX	XXX	XXX	XXX	XXX	XXX	XXX	XXX
75-1670124	Starr Ind & Liab Co	XXX	XXX	XXX	XXX	XXX	XXX	XXX	XXX	XXX	XXX	XXX	XXX	XXX	XXX	XXX	XXX	XXX
13-1675535	Swiss Reins Amer Corp	XXX	XXX	XXX	XXX	XXX	XXX	XXX	XXX	XXX	XXX	XXX	XXX	XXX	XXX	XXX	XXX	XXX
94-1517098	TIG Insurance Company	XXX	XXX	XXX	XXX	XXX	XXX	XXX	XXX	XXX	XXX	XXX	XXX	XXX	XXX	XXX	XXX	XXX
13-2918573	Toa Re Ins Co Of Amer	XXX	XXX	XXX	XXX	XXX	XXX	XXX	XXX	XXX	XXX	XXX	XXX	XXX	XXX	XXX	XXX	XXX
13-4032666	Tokio Marine Amer Ins Co	XXX	XXX	XXX	XXX	XXX	XXX	XXX	XXX	XXX	XXX	XXX	XXX	XXX	XXX	XXX	XXX	XXX
63-0598629	Vesta Fire Ins Corp	XXX	XXX	XXX	XXX	XXX	XXX	XXX	XXX	XXX	XXX	XXX	XXX	XXX	XXX	XXX	XXX	XXX
0999999	Total Authorized Other U.S. Unaffiliated Insurers	XXX	XXX	XXX	XXX	XXX	XXX	XXX	XXX	XXX	XXX	XXX	XXX	XXX	XXX	XXX	XXX	XXX

NONE

Authorized Other Non-U.S. Insurers

AA-1340085	E+S Rückversicherung AG	XXX	XXX	XXX	XXX	XXX	XXX	XXX	XXX	XXX	XXX	XXX	XXX	XXX	XXX	XXX	XXX	XXX
AA-1340125	Hannover Ruck SE	XXX	XXX	XXX	XXX	XXX	XXX	XXX	XXX	XXX	XXX	XXX	XXX	XXX	XXX	XXX	XXX	XXX
1299999	Total Authorized Other Non-U.S. Insurers	XXX	XXX	XXX	XXX	XXX	XXX	XXX	XXX	XXX	XXX	XXX	XXX	XXX	XXX	XXX	XXX	XXX
1499999	Total Authorized Excluding Protected Cells	XXX	XXX	XXX	XXX	XXX	XXX	XXX	XXX	XXX	XXX	XXX	XXX	XXX	XXX	XXX	XXX	XXX

Unauthorized Other U.S. Unaffiliated Insurers

06-0237820	Ace Prop & Cas Ins Co	XXX	XXX	XXX	XXX	XXX	XXX	XXX	XXX	XXX	XXX	XXX	XXX	XXX	XXX	XXX	XXX	XXX
36-2994662	Coliseum Reins Co	XXX	XXX	XXX	XXX	XXX	XXX	XXX	XXX	XXX	XXX	XXX	XXX	XXX	XXX	XXX	XXX	XXX
38-2145898	Dorinco Reins Co	XXX	XXX	XXX	XXX	XXX	XXX	XXX	XXX	XXX	XXX	XXX	XXX	XXX	XXX	XXX	XXX	XXX

SCHEDULE F - PART 3 (Continued)

Ceded Reinsurance as of December 31, Current Year (\$000 Omitted)
(Provision for Reinsurance for Certified Reinsurer)

ID Number from Col. 1	Name of Reinsurer from Col. 3	Provision for Certified Reinsurance													Complete if Col. 52 = "No"; Otherwise Enter 0			69 Provision for Overdue Reinsurance Ceded to Certified Reinsurers (Greater of [Col. 62 + Col. 65] or Col. 68; Not to Exceed Col. 63)
		54	55	56	57	58	59	60	61	62	63	64	65	66	67	68		
		Certified Reinsurer Rating (1 through 6)	Effective Date of Certified Reinsurer Rating	Percent Collateral Required for Full Credit (0% through 100%)	Catastrophe Recoverables Qualifying for Collateral Deferral	Net Recoverables Subject to Collateral Requirements for Full Credit (Cols. 19 - 57)	Dollar Amount of Collateral Required (Col. 56 * Col. 58)	Collateral Provided for Net Recoverables Subject to Collateral Requirements ([Col. 20 + Col. 21 + Col. 22 + Col. 24] / Col. 58)	Percent Credit Allowed on Net Recoverables Subject to Collateral Requirements (Col. 60 / Col. 56, Not to Exceed 100%)	20% of Recoverable on Paid Losses & LAE over 90 Days Past Due Amounts in Dispute (Col. 45 * 20%)	Amount of Credit Allowed for Net Recoverables (Col. 57 + [Col. 58 * Col. 61])	Provision for Reinsurance with Certified Reinsurers Due to Collateral Deficiency (Col. 19 - Col. 63)	20% of Recoverable on Paid Losses & LAE Over 90 Days Past Due Amounts Not in Dispute (Col. 47 * 20%)	Total Collateral Provided (Col. 20 + Col. 21 + Col. 22 + Col. 24 Not to Exceed Col. 63)	Net Unsecured Recoverable for Which Credit is Allowed (Col. 63 - Col. 66)	20% of Amount in Col. 67		
AA-1340201	Rheinland Vers Ag.....	XXX	XXX	XXX	XXX	XXX	XXX	XXX	XXX	XXX	XXX	XXX	XXX	XXX	XXX	XXX	XXX	
AA-1120465	Riverstone Ins (Uk) Ltd.....	XXX	XXX	XXX	XXX	XXX	XXX	XXX	XXX	XXX	XXX	XXX	XXX	XXX	XXX	XXX	XXX	
AA-1569750	Scottish And York Holdings Ltd.....	XXX	XXX	XXX	XXX	XXX	XXX	XXX	XXX	XXX	XXX	XXX	XXX	XXX	XXX	XXX	XXX	
AA-1580110	Sompo Japan Nipponkoa Ins Inc.....	XXX	XXX	XXX	XXX	XXX	XXX	XXX	XXX	XXX	XXX	XXX	XXX	XXX	XXX	XXX	XXX	
AA-1340260	Sparkassen Versicherung Allgemeine Versich Ag.....	XXX	XXX	XXX	XXX	XXX	XXX	XXX	XXX	XXX	XXX	XXX	XXX	XXX	XXX	XXX	XXX	
AA-1441000	Sverige Reins Co.....	XXX	XXX	XXX	XXX	XXX	XXX	XXX	XXX	XXX	XXX	XXX	XXX	XXX	XXX	XXX	XXX	
AA-1580100	Tokio Marine & Nichido Fire Ins Co Ltd.....	XXX	XXX	XXX	XXX	XXX	XXX	XXX	XXX	XXX	XXX	XXX	XXX	XXX	XXX	XXX	XXX	
AA-1121445	Tokio Marine Kiln Ins Ltd.....	XXX	XXX	XXX	XXX	XXX	XXX	XXX	XXX	XXX	XXX	XXX	XXX	XXX	XXX	XXX	XXX	
AA-5760040	Overseas Union Ins Ltd.....	XXX	XXX	XXX	XXX	XXX	XXX	XXX	XXX	XXX	XXX	XXX	XXX	XXX	XXX	XXX	XXX	
AA-1340265	Wuestenrot & Wuerttembergische AG.....	XXX	XXX	XXX	XXX	XXX	XXX	XXX	XXX	XXX	XXX	XXX	XXX	XXX	XXX	XXX	XXX	
2699999	Total Unauthorized Other Non-U.S. Insurers.....				XXX	XXX	XXX	XXX	XXX	XXX	XXX	XXX	XXX	XXX	XXX	XXX	XXX	
2899999	Total Unauthorized Excluding Protected Cells.....				XXX	XXX	XXX	XXX	XXX	XXX	XXX	XXX	XXX	XXX	XXX	XXX	XXX	
4399999	Total Authorized, Unauthorized & Certified Excl Prot Cells.....				0	0	0	0	XXX	0	0	0	0	0	0	0	0	
9999999	Totals (Sum of 4399999 and 4499999).....				0	0	0	XXX	XXX	0	0	0	0	0	0	0	0	

25.2

NONE

SCHEDULE F - PART 3 (Continued)

Ceded Reinsurance as of December 31, Current Year (\$000 Omitted)

(Total Provision for Reinsurance)

ID Number from Col. 1	Name of Reinsurer from Col. 3	70 20% of Recoverable on Paid Losses & LAE Over 90 Days Past Due Amounts Not in Dispute (Col. 47 * 20%)	Provision for Unauthorized Reinsurance		Provision for Overdue Authorized Reinsurance		Total Provision for Reinsurance			
			71 Provision for Reinsurance with Unauthorized Reinsurers Due to Collateral Deficiency (Col. 26)	72 Provision for Overdue Reinsurance from Unauthorized Reinsurers and Amounts in Dispute (Col. 70 + 20% of the Amount in Col 16)	73 Complete if Col. 52 = "Yes"; Otherwise Enter 0. 20% of Recoverable on Paid Losses & LAE Over 90 Days Past Due Amounts Not in Dispute + 20% of Amounts in Dispute ([Col. 47 * 20%] + [Col. 45 * 20%])	74 Complete if Col. 52 = "No"; Otherwise Enter 0. Greater of 20% of Net Recoverable Net of Funds Held & Collateral, or 20% of Recoverable on Paid Losses & LAE Over 90 Days Past Due (Greater of Col. 26 * 20% or Cols. 140 + 411 * 20%)	75 Provision for Amounts Ceded to Authorized Reinsurers (Cols. 73 + 74)	76 Provision for Amounts Ceded to Unauthorized Reinsurers (Cols. 71 + 72 Not in Excess of Col. 15)	77 Provision for Amounts Ceded to Certified Reinsurers (Cols. 64 + 69)	78 Total Provision for Reinsurance (Cols. 75 + 76 + 77)
Authorized Affiliates-U.S. Non-Pool - Other										
13-2725441	Metropolitan Property and Casualty Insurance Company...	0	XXX	XXX	0	0	0	XXX	XXX	0
0399999	Total Authorized Affiliates - U.S. Non-Pool - Other.....	0	XXX	XXX	0	0	0	XXX	XXX	0
0499999	Total Authorized Affiliates - U.S. Non-Pool - Total.....	0	XXX	XXX	0	0	0	XXX	XXX	0
0899999	Total Authorized Affiliates.....	0	XXX	XXX	0	0	0	XXX	XXX	0
Authorized Other U.S. Unaffiliated Insurers										
13-5358230	Arrowood Ind Co.....	1	XXX	XXX	0	16	16	XXX	XXX	16
23-1502700	Bedivere Ins Co.....	0	XXX	XXX	0	0	0	XXX	XXX	0
51-0400307	Berkshire Hathaway Direct Ins Co.....	12	XXX	XXX	0	79	79	XXX	XXX	79
39-0264050	Employers Ins Of Wausau.....	1	XXX	XXX	1	0	1	XXX	XXX	1
42-0234980	Employers Mut Cas Co.....	0	XXX	XXX	0	1	1	XXX	XXX	1
05-0316605	Factory Mut Ins Co.....	0	XXX	XXX	0	0	0	XXX	XXX	0
06-1325038	Finial Reins Co.....	0	XXX	XXX	0	0	0	XXX	XXX	0
02-0308052	Home Ins Co.....	0	XXX	XXX	0	0	0	XXX	XXX	0
13-5613831	Ideal Mutual Ins. Co.....	0	XXX	XXX	0	0	0	XXX	XXX	0
13-5339725	Insurance Corp of NY.....	0	XXX	XXX	0	0	0	XXX	XXX	0
04-1543470	Liberty Mut Ins Co.....	23	XXX	XXX	23	0	23	XXX	XXX	23
38-0865250	National Cas Co.....	0	XXX	XXX	0	0	0	XXX	XXX	0
06-1053492	New England Reins Corp.....	2	XXX	XXX	2	0	2	XXX	XXX	2
39-0509630	Northwestern Natl Ins Co Seg Acctnt.....	0	XXX	XXX	0	0	0	XXX	XXX	0
23-0580680	Reliance Ins Co.....	0	XXX	XXX	0	0	0	XXX	XXX	0
39-0333950	Sentry Ins A Mut Co.....	0	XXX	XXX	0	0	0	XXX	XXX	0
13-2997499	Sirius Amer Ins Co.....	15	XXX	XXX	0	100	100	XXX	XXX	100
13-2554270	Sompo Japan Ins Co Of Amer.....	3	XXX	XXX	0	3	3	XXX	XXX	3
75-1670124	Starr Ind & Liab Co.....	12	XXX	XXX	0	33	33	XXX	XXX	33
13-1675535	Swiss Reins Amer Corp.....	0	XXX	XXX	0	0	0	XXX	XXX	0
94-1517098	TIG Insurance Company.....	0	XXX	XXX	0	0	0	XXX	XXX	0
13-2918573	Toa Re Ins Co Of Amer.....	0	XXX	XXX	0	0	0	XXX	XXX	0
13-4032666	Tokio Marine Amer Ins Co.....	1	XXX	XXX	0	12	12	XXX	XXX	12
63-0598629	Vesta Fire Ins Corp.....	0	XXX	XXX	0	0	0	XXX	XXX	0
0999999	Total Authorized Other U.S. Unaffiliated Insurers.....	69	XXX	XXX	26	245	271	XXX	XXX	271
Authorized Other Non-U.S. Insurers										
AA-1340085	E+S Rückversicherung AG.....	0	XXX	XXX	0	1	1	XXX	XXX	1
AA-1340125	Hannover Ruck SE.....	0	XXX	XXX	0	0	0	XXX	XXX	0
1299999	Total Authorized Other Non-U.S. Insurers.....	0	XXX	XXX	0	1	1	XXX	XXX	1
1499999	Total Authorized Excluding Protected Cells.....	69	XXX	XXX	26	245	271	XXX	XXX	271
Unauthorized Other U.S. Unaffiliated Insurers										
06-0237820	Ace Prop & Cas Ins Co.....	1	213	1	XXX	XXX	XXX	213	XXX	213
36-2994662	Coliseum Reins Co.....	0	190	0	XXX	XXX	XXX	190	XXX	190
38-2145898	Dorinco Reins Co.....	0	0	0	XXX	XXX	XXX	0	XXX	0

SCHEDULE F - PART 3 (Continued)

Ceded Reinsurance as of December 31, Current Year (\$000 Omitted)

(Total Provision for Reinsurance)

ID Number from Col. 1	Name of Reinsurer from Col. 3	70 20% of Recoverable on Paid Losses & LAE Over 90 Days Past Due Amounts Not in Dispute (Col. 47 * 20%)	Provision for Unauthorized Reinsurance		Provision for Overdue Authorized Reinsurance		Total Provision for Reinsurance			
			71 Provision for Reinsurance with Unauthorized Reinsurers Due to Collateral Deficiency (Col. 26)	72 Provision for Overdue Reinsurance from Unauthorized Reinsurers and Amounts in Dispute (Col. 70 + 20% of the Amount in Col 16)	73 Complete if Col. 52 = "Yes"; Otherwise Enter 0. 20% of Recoverable on Paid Losses & LAE Over 90 Days Past Due Amounts Not in Dispute + 20% of Amounts in Dispute [(Col. 47 * 20%) + [Col. 45 * 20%]]	74 Complete if Col. 52 = "No"; Otherwise Enter 0. Greater of 20% of Net Recoverable Net of Funds Held & Collateral, or 20% of Recoverable on Paid Losses & LAE Over 90 Days Past Due (Greater of Col. 26 * 20% or Cols. [40 + 41] * 20%)	75 Provision for Amounts Ceded to Authorized Reinsurers (Cols. 73 + 74)	76 Provision for Amounts Ceded to Unauthorized Reinsurers (Cols. 71 + 72 Not in Excess of Col. 15)	77 Provision for Amounts Ceded to Certified Reinsurers (Cols. 64 + 69)	78 Total Provision for Reinsurance (Cols. 75 + 76 + 77)
22-2005057	Everest Reins Co.....	5	83	5	XXX	XXX	XXX	83	XXX	83
22-2222789	Guarantee Ins Co.....	0	0	0	XXX	XXX	XXX	0	XXX	0
04-1028440	New England Mut Ins Co.....	0	0	0	XXX	XXX	XXX	0	XXX	0
13-2919779	Peerless Ind Ins Co.....	0	2	0	XXX	XXX	XXX	2	XXX	2
04-1027270	SPARTA Ins Co.....	11	96	11	XXX	XXX	XXX	96	XXX	96
22-3590451	Starnet Ins Co.....	9	205	9	XXX	XXX	XXX	205	XXX	205
06-0566050	Travelers Ind Co.....	0	10	0	XXX	XXX	XXX	10	XXX	10
13-2838344	Union Ind Ins Co Of Ny.....	0	0	0	XXX	XXX	XXX	0	XXX	0
59-1753535	Us Branch Of Hmburg Intl Rein Co.....	0	0	0	XXX	XXX	XXX	0	XXX	0
48-0921045	Westport Insurance Corp.....	0	0	0	XXX	XXX	XXX	0	XXX	0
2399999	Total Unauthorized Other U.S. Unaffiliated Insurers.....	26	799	26	XXX	XXX	XXX	800	XXX	800

26.1

Unauthorized Other Non-U.S. Insurers

AA-1580015	Aioi Nissay Dowa Ins Co Ltd.....	1	0	1	XXX	XXX	XXX	1	XXX	1
AA-3190439	Aneco Mut Ltd.....	0	0	0	XXX	XXX	XXX	0	XXX	0
AA-1440035	Aterforsikring Ab Luap.....	0	0	0	XXX	XXX	XXX	0	XXX	0
AA-1244102	AXA Belgium.....	0	0	0	XXX	XXX	XXX	0	XXX	0
AA-3190074	Bristol Reins Co Ltd.....	2	11	2	XXX	XXX	XXX	11	XXX	11
AA-1320060	Caisse Mut D Assur Et De Prevoyance.....	0	0	0	XXX	XXX	XXX	0	XXX	0
AA-3190180	Catalina General Ins Ltd.....	2	0	2	XXX	XXX	XXX	2	XXX	2
AA-1320035	Colisee Re.....	1	0	1	XXX	XXX	XXX	1	XXX	1
AA-3190001	Curtis Bay Ins Co Ltd.....	0	0	0	XXX	XXX	XXX	0	XXX	0
AA-1120355	CX Reins Co Ltd.....	0	0	0	XXX	XXX	XXX	0	XXX	0
AA-1120495	Dominion Insurance Co Ltd.....	0	1	0	XXX	XXX	XXX	1	XXX	1
AA-1220030	Erste Allgemeine Vers AG.....	0	0	0	XXX	XXX	XXX	0	XXX	0
AA-1240006	Fortis Ins Belgium.....	0	0	0	XXX	XXX	XXX	0	XXX	0
AA-1220027	Generali Holding Vienna Ag.....	0	55	0	XXX	XXX	XXX	55	XXX	55
AA-1360020	Generali Italia S.P.A.....	0	0	0	XXX	XXX	XXX	0	XXX	0
AA-1930320	Govern Ins Office of New S Wales.....	0	0	0	XXX	XXX	XXX	0	XXX	0
AA-1220040	Grazer Wechselseitige.....	0	0	0	XXX	XXX	XXX	0	XXX	0
AA-1340129	Hanseatica Ruckversicherungs Ag.....	0	37	0	XXX	XXX	XXX	37	XXX	37
AA-1120812	Ins Corp Of Singapore (UK) Ltd.....	0	0	0	XXX	XXX	XXX	0	XXX	0
AA-3190432	Insuratex Ltd.....	0	0	0	XXX	XXX	XXX	0	XXX	0
AA-1720092	Keskinainen Vakuutusyhtio Tapiola.....	0	67	0	XXX	XXX	XXX	67	XXX	67
AA-1122000	Lloyds Of London.....	0	0	0	XXX	XXX	XXX	0	XXX	0
AA-1121410	Mitsui Sumitomo Ins Co (Europe) Ltd.....	0	29	0	XXX	XXX	XXX	29	XXX	29
AA-1320265	Partnerre Sa.....	2	0	2	XXX	XXX	XXX	2	XXX	2
AA-3190129	Paumanock Ins Co Ltd.....	4	21	4	XXX	XXX	XXX	21	XXX	21
AA-3190134	PMG Assur Ltd.....	0	0	0	XXX	XXX	XXX	0	XXX	0
AA-1120145	QBE Reins (UK) Ltd.....	0	0	0	XXX	XXX	XXX	0	XXX	0

SCHEDULE F - PART 3 (Continued)

Ceded Reinsurance as of December 31, Current Year (\$000 Omitted)

(Total Provision for Reinsurance)

ID Number from Col. 1	Name of Reinsurer from Col. 3	70 20% of Recoverable on Paid Losses & LAE Over 90 Days Past Due Amounts Not in Dispute (Col. 47 * 20%)	Provision for Unauthorized Reinsurance		Provision for Overdue Authorized Reinsurance		Total Provision for Reinsurance			
			71 Provision for Reinsurance with Unauthorized Reinsurers Due to Collateral Deficiency (Col. 26)	72 Provision for Overdue Reinsurance from Unauthorized Reinsurers and Amounts in Dispute (Col. 70 + 20% of the Amount in Col. 16)	73 Complete if Col. 52 = "Yes"; Otherwise Enter 0. 20% of Recoverable on Paid Losses & LAE Over 90 Days Past Due Amounts Not in Dispute + 20% of Amounts in Dispute ((Col. 47 * 20%) + [Col. 45 * 20%])	74 Complete if Col. 52 = "Yes"; Otherwise Enter 0. Greater of 20% of Net Recoverable Net of Funds Held & Collateral, or 20% of Recoverable on Paid Losses & LAE Over 90 Days Past Due (Greater of Col. 26 * 20% or Cols. [40 + 41] * 20%)	75 Provision for Amounts Ceded to Authorized Reinsurers (Cols. 73 + 74)	76 Provision for Amounts Ceded to Unauthorized Reinsurers (Cols. 71 + 72 Not in Excess of Col. 15)	77 Provision for Amounts Ceded to Certified Reinsurers (Cols. 64 + 69)	78 Total Provision for Reinsurance (Cols. 75 + 76 + 77)
AA-1340201	Rheinland Vers Ag.....	0	45	0	XXX	XXX	XXX	45	XXX	45
AA-1120465	Riverstone Ins (Uk) Ltd.....	0	0	0	XXX	XXX	XXX	0	XXX	0
AA-1569750	Scottish And York Holdings Ltd.....	0	13	0	XXX	XXX	XXX	13	XXX	13
AA-1580110	Sompo Japan Nipponkoa Ins Inc.....	25	126	25	XXX	XXX	XXX	151	XXX	151
AA-1340260	Sparkassen Versicherung Allgemeine Versich Ag.....	0	0	0	XXX	XXX	XXX	0	XXX	0
AA-1441000	Sverige Reins Co.....	0	0	0	XXX	XXX	XXX	0	XXX	0
AA-1580100	Tokio Marine & Nichido Fire Ins Co Ltd.....	5	150	5	XXX	XXX	XXX	150	XXX	150
AA-1121445	Tokio Marine Kiln Ins Ltd.....	5	347	5	XXX	XXX	XXX	347	XXX	347
AA-5760040	Overseas Union Ins Ltd.....	0	0	0	XXX	XXX	XXX	0	XXX	0
AA-1340265	Wuestenrot & Wuerttembergische AG.....	0	0	0	XXX	XXX	XXX	0	XXX	0
2699999	Total Unauthorized Other Non-U.S. Insurers.....	47	901	47	XXX	XXX	XXX	932	XXX	932
2899999	Total Unauthorized Excluding Protected Cells.....	73	1,701	73	XXX	XXX	XXX	1,732	XXX	1,732
4399999	Total Authorized, Unauthorized & Certified Excl Prot Cells.....	142	1,701	73	26	245	271	1,732	0	2,003
9999999	Totals (Sum of 4399999 and 4499999).....	142	1,701	73	26	245	271	1,732	0	2,003

26.2

SCHEDULE F - PART 4

Issuing or Confirming Banks for Letters of Credit from Schedule F, Part 3 (\$000 Omitted)

1	2	3	4	5
Issuing or Confirming Bank Reference Number	Letters of Credit Code	American Bankers Association (ABA) Routing Number	Issuing or Confirming Bank Name	Letters of Credit Amount
1	1	026008073	Credit Agricole	32
2	1	026009593	Bank of America, N. A.	41
3	1	026008044	Commerzbank A.G.	63
4	1	021000089	Citibank, N.A.	363
5	1	021000089	Citibank, N.A.	180
6	1	021000089	Citibank, N.A.	72
7	1	021000089	Citibank, N.A.	87
8	1	021000021	JP Morgan Chase	57
8	1	021000089	Citibank, N.A.	181
9	1	026009593	Bank of America, N. A.	49
10	1	021000089	Citibank, N.A.	39
11	1	026007689	BNP Paribas New York	452
12	1	021000089	Citibank, N.A.	130
13	1	NAAU2BGTS	ABN Amro Bank N.V. Australian Branch	0
14	1	021000089	Citibank, N.A.	25
15	1	026002574	Barclays Bank PLC	545
16	1	122004162	Bank of Tokyo-Mitsubishi UFJ LTD	107
17	1	021000089	Citibank, N.A.	22
18	1	021000089	Citibank, N.A.	533
19	1	021000089	Citibank, N.A.	144
				3,124

SCHEDULE F - PART 5

Interrogatories for Schedule F, Part 3 (000 Omitted)

A. Report the five largest provisional commission rates included in the cedant's reinsurance treaties. The commission rate to be reported is by contract with ceded premium in excess of \$50,000.

1 Name of Reinsurer	2 Commission Rate	3 Ceded Premium
1.....
2.....
3.....
4.....
5.....

B. Report the five largest reinsurance recoverables reported in Column 15, due from any one reinsurer (based on the total recoverables, Line 9999999, Column 15), the amount of ceded premium, and indicate whether the recoverables are due from an affiliated insurer.

1 Name of Reinsurer	2 Total Recoverables	3 Ceded Premiums	4 Affiliated YES or NO
6. Metropolitan Property and Casualty Insurance Company.....	701,601	793,647	YES.....
7. TIG Insurance Company.....	50,258	NO.....
8. New England Reins Corp.....	2,108	NO.....
9. Sampo Japan Nipponkoa Ins Inc.....	659	NO.....
10. Fortis Ins Belgium.....	561	NO.....

NOTE: Disclosure of the five largest provisional commission rates should exclude mandatory pools and joint underwriting associations.

SCHEDULE F - PART 6

Restatement of Balance Sheet to Identify Net Credit for Reinsurance

	1 As Reported (Net of Ceded)	2 Restatement Adjustments	3 Restated (Gross of Ceded)
ASSETS (Page 2, Col. 3)			
1. Cash and invested assets (Line 12).....	393,539,097		393,539,097
2. Premiums and considerations (Line 15).....	308,949,372		308,949,372
3. Reinsurance recoverable on loss and loss adjustment expense payments (Line 16.1).....	8,240,755	(8,240,755)	.0
4. Funds held by or deposited with reinsured companies (Line 16.2).....			.0
5. Other assets.....	9,505,873		9,505,873
6. Net amount recoverable from reinsurers.....		473,480,635	473,480,635
7. Protected cell assets (Line 27).....			.0
8. Totals (Line 28).....	720,235,097	465,239,880	1,185,474,977
LIABILITIES (Page 3)			
9. Losses and loss adjustment expenses (Lines 1 through 3).....	62,588	405,131,687	405,194,275
10. Taxes, expenses, and other obligations (Lines 4 through 8).....		19,411,443	19,411,443
11. Unearned premiums (Line 9).....		360,450,853	360,450,853
12. Advance premiums (Line 10).....		2,812,980	2,812,980
13. Dividends declared and unpaid (Line 11.1 and 11.2).....			.0
14. Ceded reinsurance premiums payable (net of ceding commissions) (Line 12).....	320,267,980	(320,267,980)	.0
15. Funds held by company under reinsurance treaties (Line 13).....	296,298	(296,298)	.0
16. Amounts withheld or retained by company for account of others (Line 14).....			.0
17. Provision for reinsurance (Line 16).....	2,002,805	(2,002,805)	.0
18. Other liabilities.....	10,259		10,259
19. Total liabilities excluding protected cell business (Line 26).....	322,639,930	465,239,880	787,879,810
20. Protected cell liabilities (Line 27).....			.0
21. Surplus as regards policyholders (Line 37).....	397,595,167	XXX	397,595,167
22. Totals (Line 38).....	720,235,097	465,239,880	1,185,474,977

NOTE: Is the restatement of this exhibit the result of grossing up balances ceded to affiliates under 100 percent reinsurance or pooling arrangements?..Yes [X] No []

If yes, give full explanation:

Effective January 1, 2001, the Company's parent entered into a 100% Restated Quota Share Reinsurance Agreement with its subsidiary companies. The Restated Quota Share

Reinsurance Treaty provides that the subsidiary companies obligate themselves to cede, and the parent obligates itself to accept, a 100% interest in each of the subsidiaries'

gross net liabilities and its premiums, losses, expenses, payment fees, dividends and direct agents balance.

In addition, a portion of the restatement is related to a reinsurance contract with TIG Insurance Company (refer to Footnote #23.F. - Retroactive Reinsurance).

**Sch. H - Pt. 1
NONE**

**Sch. H - Pt. 2
NONE**

**Sch. H - Pt. 3
NONE**

**Sch. H - Pt. 4
NONE**

**Sch. H - Pt. 5
NONE**

SCHEDULE P - PART 1A - HOMEOWNERS/FARMOWNERS

(\$000 omitted)

Years in Which Premiums Were Earned and Losses Were Incurred	Premiums Earned			Loss and Loss Expense Payments						10 Salvage and Subrogation Received	11 Total Net Paid (Cols. 4 - 5 + 6 - 7 + 8 - 9)	12 Number of Claims Reported-Direct and Assumed
	1 Direct and Assumed	2 Ceded	3 Net (Cols. 1 - 2)	Loss Payments		Defense and Cost Containment Payments		Adjusting and Other Payments				
				4 Direct and Assumed	5 Ceded	6 Direct and Assumed	7 Ceded	8 Direct and Assumed	9 Ceded			
1. Prior.....	XXX.....	XXX.....	XXX.....	3.....	3.....			1.....	1.....		0.....	XXX.....
2. 2009.....	86,144.....	86,144.....	0.....	49,681.....	49,681.....	731.....	731.....	1,601.....	1,601.....		0.....	12,823.....
3. 2010.....	90,709.....	90,709.....	0.....	57,319.....	57,319.....	651.....	651.....	2,029.....	2,029.....		0.....	14,009.....
4. 2011.....	97,454.....	97,454.....	0.....	93,498.....	93,498.....	1,019.....	1,019.....	3,509.....	3,509.....		0.....	24,535.....
5. 2012.....	104,680.....	104,680.....	0.....	76,107.....	76,107.....	656.....	656.....	2,533.....	2,533.....		0.....	20,700.....
6. 2013.....	114,596.....	114,596.....	0.....	55,351.....	55,351.....	1,183.....	1,183.....	1,389.....	1,389.....		0.....	12,463.....
7. 2014.....	125,356.....	125,356.....	0.....	74,313.....	74,313.....	723.....	723.....	1,833.....	1,833.....		0.....	14,897.....
8. 2015.....	133,397.....	133,397.....	0.....	79,898.....	79,898.....	317.....	317.....	2,217.....	2,217.....		0.....	13,706.....
9. 2016.....	138,204.....	138,204.....	0.....	63,346.....	63,346.....	313.....	313.....	1,942.....	1,942.....		0.....	11,808.....
10. 2017.....	138,276.....	138,276.....	0.....	70,786.....	70,786.....	100.....	100.....	1,997.....	1,997.....		0.....	13,509.....
11. 2018.....	140,661.....	140,661.....	0.....	64,394.....	64,394.....	26.....	26.....	1,831.....	1,831.....		0.....	13,493.....
12. Totals.....	XXX.....	XXX.....	XXX.....	684,695.....	684,695.....	5,720.....	5,720.....	20,882.....	20,882.....	0.....	0.....	XXX.....

	Losses Unpaid				Defense and Cost Containment Unpaid				Adjusting and Other Unpaid		23 Salvage and Subrogation Anticipated	24 Total Net Losses and Expenses Unpaid	25 Number of Claims Outstanding-Direct and Assumed
	Case Basis		Bulk + IBNR		Case Basis		Bulk + IBNR		21 Direct and Assumed	22 Ceded			
	13 Direct and Assumed	14 Ceded	15 Direct and Assumed	16 Ceded	17 Direct and Assumed	18 Ceded	19 Direct and Assumed	20 Ceded					
1. Prior.....	12.....	12.....	2.....	2.....	1.....	1.....	0.....	0.....	3.....	3.....		0.....	4.....
2. 2009.....	4.....	4.....	4.....	4.....	0.....	0.....	0.....	0.....	1.....	1.....		0.....	1.....
3. 2010.....	47.....	47.....	26.....	26.....	2.....	2.....	1.....	1.....	9.....	9.....		0.....	3.....
4. 2011.....	37.....	37.....	38.....	38.....	1.....	1.....	1.....	1.....	8.....	8.....		0.....	4.....
5. 2012.....			511.....	511.....			15.....	15.....	58.....	58.....		0.....	
6. 2013.....	35.....	35.....	139.....	139.....	1.....	1.....	3.....	3.....	13.....	13.....		0.....	2.....
7. 2014.....	414.....	414.....	227.....	227.....	25.....	25.....	7.....	7.....	120.....	120.....		0.....	15.....
8. 2015.....	488.....	488.....	691.....	691.....	26.....	26.....	18.....	18.....	164.....	164.....		0.....	15.....
9. 2016.....	520.....	520.....	664.....	664.....	30.....	30.....	19.....	19.....	185.....	185.....		0.....	19.....
10. 2017.....	1,416.....	1,416.....	1,396.....	1,396.....	74.....	74.....	39.....	39.....	428.....	428.....		0.....	56.....
11. 2018.....	7,063.....	7,063.....	6,322.....	6,322.....	189.....	189.....	183.....	183.....	1,396.....	1,396.....		0.....	509.....
12. Totals.....	10,035.....	10,035.....	10,019.....	10,019.....	349.....	349.....	286.....	286.....	2,384.....	2,384.....	0.....	0.....	628.....

	Total Losses and Loss Expenses Incurred			Loss and Loss Expense Percentage (Incurred/Premiums Earned)			Nontabular Discount		34 Inter-Company Pooling Participation Percentage	Net Balance Sheet Reserves after Discount	
	26 Direct and Assumed	27 Ceded	28 Net	29 Direct and Assumed	30 Ceded	31 Net	32 Loss	33 Loss Expense		35 Losses Unpaid	36 Loss Expenses Unpaid
1. Prior.....	XXX.....	XXX.....	XXX.....	XXX.....	XXX.....	XXX.....			XXX.....	0.....	0.....
2. 2009.....	52,021.....	52,021.....	0.....	60.4.....	60.4.....	0.0.....				0.....	0.....
3. 2010.....	60,083.....	60,083.....	0.....	66.2.....	66.2.....	0.0.....				0.....	0.....
4. 2011.....	98,111.....	98,111.....	0.....	100.7.....	100.7.....	0.0.....				0.....	0.....
5. 2012.....	79,881.....	79,881.....	0.....	76.3.....	76.3.....	0.0.....				0.....	0.....
6. 2013.....	58,114.....	58,114.....	0.....	50.7.....	50.7.....	0.0.....				0.....	0.....
7. 2014.....	77,662.....	77,662.....	0.....	62.0.....	62.0.....	0.0.....				0.....	0.....
8. 2015.....	83,819.....	83,819.....	0.....	62.8.....	62.8.....	0.0.....				0.....	0.....
9. 2016.....	67,019.....	67,019.....	0.....	48.5.....	48.5.....	0.0.....				0.....	0.....
10. 2017.....	76,236.....	76,236.....	0.....	55.1.....	55.1.....	0.0.....				0.....	0.....
11. 2018.....	81,403.....	81,403.....	0.....	57.9.....	57.9.....	0.0.....				0.....	0.....
12. Totals.....	XXX.....	XXX.....	XXX.....	XXX.....	XXX.....	XXX.....	0.....	0.....	XXX.....	0.....	0.....

SCHEDULE P - PART 1B - PRIVATE PASSENGER AUTO LIABILITY/MEDICAL

(\$000 omitted)

Years in Which Premiums Were Earned and Losses Were Incurred	Premiums Earned			Loss and Loss Expense Payments						10 Salvage and Subrogation Received	11 Total Net Paid (Cols. 4 - 5 + 6 - 7 + 8 - 9)	12 Number of Claims Reported-Direct and Assumed
	1 Direct and Assumed	2 Ceded	3 Net (Cols. 1 - 2)	Loss Payments		Defense and Cost Containment Payments		Adjusting and Other Payments				
				4 Direct and Assumed	5 Ceded	6 Direct and Assumed	7 Ceded	8 Direct and Assumed	9 Ceded			
1. Prior.....	XXX.....	XXX.....	XXX.....	741.....	741.....	28.....	28.....	3.....	3.....	0.....	XXX.....
2. 2009.....	231,797.....	231,797.....	0.....	147,365.....	147,365.....	8,288.....	8,288.....	2,973.....	2,973.....	0.....	37,406.....
3. 2010.....	237,534.....	237,534.....	0.....	149,470.....	149,470.....	7,051.....	7,051.....	2,773.....	2,773.....	0.....	39,747.....
4. 2011.....	246,432.....	246,432.....	0.....	163,346.....	163,346.....	7,697.....	7,697.....	3,387.....	3,387.....	0.....	41,294.....
5. 2012.....	256,686.....	256,686.....	0.....	172,388.....	172,388.....	6,981.....	6,981.....	4,163.....	4,163.....	0.....	41,268.....
6. 2013.....	275,192.....	275,192.....	0.....	180,127.....	180,127.....	7,252.....	7,252.....	3,474.....	3,474.....	0.....	42,818.....
7. 2014.....	296,305.....	296,305.....	0.....	181,344.....	181,344.....	6,653.....	6,653.....	3,650.....	3,650.....	0.....	44,155.....
8. 2015.....	312,840.....	312,840.....	0.....	200,394.....	200,394.....	7,088.....	7,088.....	3,602.....	3,602.....	0.....	47,850.....
9. 2016.....	327,398.....	327,398.....	0.....	196,029.....	196,029.....	4,199.....	4,199.....	2,787.....	2,787.....	0.....	48,950.....
10. 2017.....	342,190.....	342,190.....	0.....	154,227.....	154,227.....	1,873.....	1,873.....	1,860.....	1,860.....	0.....	43,871.....
11. 2018.....	359,776.....	359,776.....	0.....	87,733.....	87,733.....	221.....	221.....	755.....	755.....	0.....	39,148.....
12. Totals.....	XXX.....	XXX.....	XXX.....	1,633,165.....	1,633,165.....	57,331.....	57,331.....	29,426.....	29,426.....	0.....	0.....	XXX.....

	Losses Unpaid				Defense and Cost Containment Unpaid				Adjusting and Other Unpaid		23 Salvage and Subrogation Anticipated	24 Total Net Losses and Expenses Unpaid	25 Number of Claims Outstanding-Direct and Assumed
	Case Basis		Bulk + IBNR		Case Basis		Bulk + IBNR		21 Direct and Assumed	22 Ceded			
	13 Direct and Assumed	14 Ceded	15 Direct and Assumed	16 Ceded	17 Direct and Assumed	18 Ceded	19 Direct and Assumed	20 Ceded					
1. Prior.....	11,419.....	11,419.....	5,230.....	5,230.....	2,060.....	2,060.....	968.....	968.....	1,001.....	1,001.....	0.....	266.....
2. 2009.....	4,741.....	4,741.....	2,108.....	2,108.....	870.....	870.....	404.....	404.....	423.....	423.....	0.....	24.....
3. 2010.....	1,210.....	1,210.....	374.....	374.....	190.....	190.....	73.....	73.....	85.....	85.....	0.....	25.....
4. 2011.....	1,592.....	1,592.....	608.....	608.....	242.....	242.....	103.....	103.....	112.....	112.....	0.....	42.....
5. 2012.....	1,712.....	1,712.....	526.....	526.....	252.....	252.....	80.....	80.....	106.....	106.....	0.....	51.....
6. 2013.....	5,850.....	5,850.....	808.....	808.....	915.....	915.....	119.....	119.....	331.....	331.....	0.....	93.....
7. 2014.....	4,223.....	4,223.....	1,639.....	1,639.....	514.....	514.....	252.....	252.....	232.....	232.....	0.....	141.....
8. 2015.....	13,892.....	13,892.....	3,288.....	3,288.....	1,519.....	1,519.....	443.....	443.....	559.....	559.....	0.....	412.....
9. 2016.....	24,934.....	24,934.....	8,426.....	8,426.....	2,789.....	2,789.....	1,089.....	1,089.....	1,132.....	1,132.....	0.....	892.....
10. 2017.....	44,099.....	44,099.....	15,116.....	15,116.....	4,744.....	4,744.....	1,838.....	1,838.....	1,893.....	1,893.....	0.....	1,872.....
11. 2018.....	90,447.....	90,447.....	39,193.....	39,193.....	8,508.....	8,508.....	4,152.....	4,152.....	4,201.....	4,201.....	0.....	8,988.....
12. Totals.....	204,120.....	204,120.....	77,314.....	77,314.....	22,604.....	22,604.....	9,519.....	9,519.....	10,077.....	10,077.....	0.....	0.....	12,806.....

	Total Losses and Loss Expenses Incurred			Loss and Loss Expense Percentage (Incurred/Premiums Earned)			Nontabular Discount		34 Inter-Company Pooling Participation Percentage	Net Balance Sheet Reserves after Discount	
	26 Direct and Assumed	27 Ceded	28 Net	29 Direct and Assumed	30 Ceded	31 Net	32 Loss	33 Loss Expense		35 Losses Unpaid	36 Loss Expenses Unpaid
1. Prior.....	XXX.....	XXX.....	XXX.....	XXX.....	XXX.....	XXX.....	XXX.....	0.....	0.....
2. 2009.....	167,171.....	167,171.....	0.....	72.1.....	72.1.....	0.0.....	0.....	0.....
3. 2010.....	161,227.....	161,227.....	0.....	67.9.....	67.9.....	0.0.....	0.....	0.....
4. 2011.....	177,087.....	177,087.....	0.....	71.9.....	71.9.....	0.0.....	0.....	0.....
5. 2012.....	186,208.....	186,208.....	0.....	72.5.....	72.5.....	0.0.....	0.....	0.....
6. 2013.....	198,875.....	198,875.....	0.....	72.3.....	72.3.....	0.0.....	0.....	0.....
7. 2014.....	198,508.....	198,508.....	0.....	67.0.....	67.0.....	0.0.....	0.....	0.....
8. 2015.....	230,784.....	230,784.....	0.....	73.8.....	73.8.....	0.0.....	0.....	0.....
9. 2016.....	241,386.....	241,386.....	0.....	73.7.....	73.7.....	0.0.....	0.....	0.....
10. 2017.....	225,651.....	225,651.....	0.....	65.9.....	65.9.....	0.0.....	0.....	0.....
11. 2018.....	235,210.....	235,210.....	0.....	65.4.....	65.4.....	0.0.....	0.....	0.....
12. Totals.....	XXX.....	XXX.....	XXX.....	XXX.....	XXX.....	XXX.....	0.....	0.....	XXX.....	0.....	0.....

SCHEDULE P - PART 1C - COMMERCIAL AUTO/TRUCK LIABILITY/MEDICAL

(\$000 omitted)

Years in Which Premiums Were Earned and Losses Were Incurred	Premiums Earned			Loss and Loss Expense Payments						10 Salvage and Subrogation Received	11 Total Net Paid (Cols. 4 - 5 + 6 - 7 + 8 - 9)	12 Number of Claims Reported-Direct and Assumed
	1 Direct and Assumed	2 Ceded	3 Net (Cols. 1 - 2)	Loss Payments		Defense and Cost Containment Payments		Adjusting and Other Payments				
				4 Direct and Assumed	5 Ceded	6 Direct and Assumed	7 Ceded	8 Direct and Assumed	9 Ceded			
1. Prior.....	XXX	XXX	XXX								0	XXX
2. 2009.....			0								0	
3. 2010.....			0								0	
4. 2011.....			0								0	
5. 2012.....			0								0	
6. 2013.....			0								0	
7. 2014.....			0								0	
8. 2015.....			0								0	
9. 2016.....			0								0	
10. 2017.....			0								0	
11. 2018.....			0								0	
12. Totals.....	XXX	XXX	XXX	0	0	0	0	0	0	0	0	XXX

	Losses Unpaid				Defense and Cost Containment Unpaid				Adjusting and Other Unpaid		23 Salvage and Subrogation Anticipated	24 Total Net Losses and Expenses Unpaid	25 Number of Claims Outstanding-Direct and Assumed
	Case Basis		Bulk + IBNR		Case Basis		Bulk + IBNR		21 Direct and Assumed	22 Ceded			
	13 Direct and Assumed	14 Ceded	15 Direct and Assumed	16 Ceded	17 Direct and Assumed	18 Ceded	19 Direct and Assumed	20 Ceded					
1. Prior.....												0	
2. 2009.....												0	
3. 2010.....												0	
4. 2011.....												0	
5. 2012.....												0	
6. 2013.....												0	
7. 2014.....												0	
8. 2015.....												0	
9. 2016.....												0	
10. 2017.....												0	
11. 2018.....												0	
12. Totals.....	0	0	0	0	0	0	0	0	0	0	0	0	0

NONE

	Total Losses and Loss Expenses Incurred			Loss and Loss Expense Percentage (Incurred/Premiums Earned)			Nontabular Discount		34 Inter-Company Pooling Participation Percentage	Net Balance Sheet Reserves after Discount	
	26 Direct and Assumed	27 Ceded	28 Net	29 Direct and Assumed	30 Ceded	31 Net	32 Loss	33 Loss Expense		35 Losses Unpaid	36 Loss Expenses Unpaid
1. Prior.....	XXX	XXX	XXX	XXX	XXX	XXX			XXX	0	0
2. 2009.....	0	0	0	0.0	0.0	0.0				0	0
3. 2010.....	0	0	0	0.0	0.0	0.0				0	0
4. 2011.....	0	0	0	0.0	0.0	0.0				0	0
5. 2012.....	0	0	0	0.0	0.0	0.0				0	0
6. 2013.....	0	0	0	0.0	0.0	0.0				0	0
7. 2014.....	0	0	0	0.0	0.0	0.0				0	0
8. 2015.....	0	0	0	0.0	0.0	0.0				0	0
9. 2016.....	0	0	0	0.0	0.0	0.0				0	0
10. 2017.....	0	0	0	0.0	0.0	0.0				0	0
11. 2018.....	0	0	0	0.0	0.0	0.0				0	0
12. Totals.....	XXX	XXX	XXX	XXX	XXX	XXX	0	0	XXX	0	0

**SCHEDULE P - PART 1D - WORKERS' COMPENSATION
(EXCLUDING EXCESS WORKERS' COMPENSATION)**

(\$000 omitted)

Years in Which Premiums Were Earned and Losses Were Incurred	Premiums Earned			Loss and Loss Expense Payments							12 Number of Claims Reported- Direct and Assumed	
	1 Direct and Assumed	2 Ceded	3 Net (Cols. 1 - 2)	Loss Payments		Defense and Cost Containment Payments		Adjusting and Other Payments		10 Salvage and Subrogation Received		11 Total Net Paid (Cols. 4 - 5 + 6 - 7 + 8 - 9)
				4 Direct and Assumed	5 Ceded	6 Direct and Assumed	7 Ceded	8 Direct and Assumed	9 Ceded			
1. Prior.....	XXX	XXX	XXX	71	71	0	0				0	XXX
2. 2009.....	40	40	0								0	
3. 2010.....	42	42	0			3	3				0	1
4. 2011.....	43	43	0								0	
5. 2012.....	44	44	0								0	
6. 2013.....	44	44	0			1	1	1	1		0	
7. 2014.....	45	45	0								0	
8. 2015.....	24	24	0								0	
9. 2016.....			0								0	
10. 2017.....			0								0	
11. 2018.....			0								0	
12. Totals....	XXX	XXX	XXX	71	71	5	5	1	1	0	0	XXX

	Losses Unpaid				Defense and Cost Containment Unpaid				Adjusting and Other Unpaid		23 Salvage and Subrogation Anticipated	24 Total Net Losses and Expenses Unpaid	25 Number of Claims Outstanding- Direct and Assumed
	Case Basis		Bulk + IBNR		Case Basis		Bulk + IBNR		21 Direct and Assumed	22 Ceded			
	13 Direct and Assumed	14 Ceded	15 Direct and Assumed	16 Ceded	17 Direct and Assumed	18 Ceded	19 Direct and Assumed	20 Ceded					
1. Prior.....	3,400	3,400	1,465	1,465	138	138					0		
2. 2009.....											0		
3. 2010.....											0		
4. 2011.....											0		
5. 2012.....											0		
6. 2013.....											0		
7. 2014.....											0		
8. 2015.....											0		
9. 2016.....											0		
10. 2017.....											0		
11. 2018.....											0		
12. Totals....	3,400	3,400	1,465	1,465	138	138	0	0	0	0	0	0	

	Total Losses and Loss Expenses Incurred			Loss and Loss Expense Percentage (Incurred/Premiums Earned)			Nontabular Discount		34 Inter- Company Pooling Participation Percentage	Net Balance Sheet Reserves after Discount	
	26 Direct and Assumed	27 Ceded	28 Net	29 Direct and Assumed	30 Ceded	31 Net	32 Loss	33 Loss Expense		35 Losses Unpaid	36 Loss Expenses Unpaid
1. Prior.....	XXX	XXX	XXX	XXX	XXX	XXX			XXX	0	0
2. 2009.....	0	0	0	0.0	0.0	0.0				0	0
3. 2010.....	3	3	0	7.8	7.8	0.0				0	0
4. 2011.....	0	0	0	0.0	0.0	0.0				0	0
5. 2012.....	0	0	0	0.0	0.0	0.0				0	0
6. 2013.....	2	2	0	5.3	5.3	0.0				0	0
7. 2014.....	0	0	0	0.0	0.0	0.0				0	0
8. 2015.....	0	0	0	0.0	0.0	0.0				0	0
9. 2016.....	0	0	0	0.0	0.0	0.0				0	0
10. 2017.....	0	0	0	0.0	0.0	0.0				0	0
11. 2018.....	0	0	0	0.0	0.0	0.0				0	0
12. Totals....	XXX	XXX	XXX	XXX	XXX	XXX	0	0	XXX	0	0

SCHEDULE P - PART 1E - COMMERCIAL MULTIPLE PERIL

(\$000 omitted)

Years in Which Premiums Were Earned and Losses Were Incurred	Premiums Earned			Loss and Loss Expense Payments						10 Salvage and Subrogation Received	11 Total Net Paid (Cols. 4 - 5 + 6 - 7 + 8 - 9)	12 Number of Claims Reported-Direct and Assumed
	1 Direct and Assumed	2 Ceded	3 Net (Cols. 1 - 2)	Loss Payments		Defense and Cost Containment Payments		Adjusting and Other Payments				
				4 Direct and Assumed	5 Ceded	6 Direct and Assumed	7 Ceded	8 Direct and Assumed	9 Ceded			
1. Prior.....	XXX	XXX	XXX	.57	.57	.4	.4				0	XXX
2. 2009.....			.0								0	
3. 2010.....			.0								0	
4. 2011.....	1	1	.0								0	
5. 2012.....			.0								0	
6. 2013.....			.0								0	
7. 2014.....			.0								0	
8. 2015.....			.0								0	
9. 2016.....			.0								0	
10. 2017.....			.0								0	
11. 2018.....			.0								0	
12. Totals.....	XXX	XXX	XXX	.57	.57	.4	.4	0	0	0	0	XXX

	Losses Unpaid				Defense and Cost Containment Unpaid				Adjusting and Other Unpaid		23 Salvage and Subrogation Anticipated	24 Total Net Losses and Expenses Unpaid	25 Number of Claims Outstanding-Direct and Assumed
	Case Basis		Bulk + IBNR		Case Basis		Bulk + IBNR		21 Direct and Assumed	22 Ceded			
	13 Direct and Assumed	14 Ceded	15 Direct and Assumed	16 Ceded	17 Direct and Assumed	18 Ceded	19 Direct and Assumed	20 Ceded					
1. Prior.....	606	606	242	242	25	25						0	
2. 2009.....												0	
3. 2010.....												0	
4. 2011.....												0	
5. 2012.....												0	
6. 2013.....												0	
7. 2014.....												0	
8. 2015.....												0	
9. 2016.....												0	
10. 2017.....												0	
11. 2018.....												0	
12. Totals.....	606	606	242	242	25	25	0	0	0	0	0	0	0

	Total Losses and Loss Expenses Incurred			Loss and Loss Expense Percentage (Incurred/Premiums Earned)			Nontabular Discount		34 Inter-Company Pooling Participation Percentage	Net Balance Sheet Reserves after Discount	
	26 Direct and Assumed	27 Ceded	28 Net	29 Direct and Assumed	30 Ceded	31 Net	32 Loss	33 Loss Expense		35 Losses Unpaid	36 Loss Expenses Unpaid
1. Prior.....	XXX	XXX	XXX	XXX	XXX	XXX			XXX	0	0
2. 2009.....	0	0	0	0.0	0.0	0.0				0	0
3. 2010.....	0	0	0	0.0	0.0	0.0				0	0
4. 2011.....	0	0	0	0.0	0.0	0.0				0	0
5. 2012.....	0	0	0	0.0	0.0	0.0				0	0
6. 2013.....	0	0	0	0.0	0.0	0.0				0	0
7. 2014.....	0	0	0	0.0	0.0	0.0				0	0
8. 2015.....	0	0	0	0.0	0.0	0.0				0	0
9. 2016.....	0	0	0	0.0	0.0	0.0				0	0
10. 2017.....	0	0	0	0.0	0.0	0.0				0	0
11. 2018.....	0	0	0	0.0	0.0	0.0				0	0
12. Totals.....	XXX	XXX	XXX	XXX	XXX	XXX	0	0	XXX	0	0

Sch. P - Pt. 1F - Sn. 1
NONE

Sch. P - Pt. 1F - Sn. 2
NONE

**SCHEDULE P - PART 1G - SPECIAL LIABILITY
(OCEAN MARINE, AIRCRAFT (ALL PERILS), BOILER AND MACHINERY)**

(\$000 omitted)

Years in Which Premiums Were Earned and Losses Were Incurred	Premiums Earned			Loss and Loss Expense Payments							12 Number of Claims Reported- Direct and Assumed	
	1 Direct and Assumed	2 Ceded	3 Net (Cols. 1 - 2)	Loss Payments		Defense and Cost Containment Payments		Adjusting and Other Payments		10 Salvage and Subrogation Received		11 Total Net Paid (Cols. 4 - 5 + 6 - 7 + 8 - 9)
				4 Direct and Assumed	5 Ceded	6 Direct and Assumed	7 Ceded	8 Direct and Assumed	9 Ceded			
1. Prior.....	XXX	XXX	XXX								0	XXX
2. 2009.....			.0								0	XXX
3. 2010.....			.0								0	XXX
4. 2011.....	1	1	.0								0	XXX
5. 2012.....			.0								0	XXX
6. 2013.....			.0								0	XXX
7. 2014.....			.0								0	XXX
8. 2015.....			.0								0	XXX
9. 2016.....			.0								0	XXX
10. 2017.....			.0								0	XXX
11. 2018.....			.0								0	XXX
12. Totals....	XXX	XXX	XXX	0	0	0	0	0	0	0	0	XXX

	Losses Unpaid				Defense and Cost Containment Unpaid				Adjusting and Other Unpaid		23 Salvage and Subrogation Anticipated	24 Total Net Losses and Expenses Unpaid	25 Number of Claims Outstanding- Direct and Assumed
	Case Basis		Bulk + IBNR		Case Basis		Bulk + IBNR		21 Direct and Assumed	22 Ceded			
	13 Direct and Assumed	14 Ceded	15 Direct and Assumed	16 Ceded	17 Direct and Assumed	18 Ceded	19 Direct and Assumed	20 Ceded					
1. Prior.....												.0	
2. 2009.....												.0	
3. 2010.....												.0	
4. 2011.....												.0	
5. 2012.....												.0	
6. 2013.....												.0	
7. 2014.....												.0	
8. 2015.....												.0	
9. 2016.....												.0	
10. 2017.....												.0	
11. 2018.....												.0	
12. Totals....	0	0	0	0	0	0	0	0	0	0	0	0	0

	Total Losses and Loss Expenses Incurred			Loss and Loss Expense Percentage (Incurred/Premiums Earned)			Nontabular Discount		34 Inter-Company Pooling Participation Percentage	Net Balance Sheet Reserves after Discount	
	26 Direct and Assumed	27 Ceded	28 Net	29 Direct and Assumed	30 Ceded	31 Net	32 Loss	33 Loss Expense		35 Losses Unpaid	36 Loss Expenses Unpaid
1. Prior..	XXX	XXX	XXX	XXX	XXX	XXX			XXX	0	0
2. 2009.	0	0	0	0.0	0.0	0.0				0	0
3. 2010.	0	0	0	0.0	0.0	0.0				0	0
4. 2011.	0	0	0	0.0	0.0	0.0				0	0
5. 2012.	0	0	0	0.0	0.0	0.0				0	0
6. 2013.	0	0	0	0.0	0.0	0.0				0	0
7. 2014.	0	0	0	0.0	0.0	0.0				0	0
8. 2015.	0	0	0	0.0	0.0	0.0				0	0
9. 2016.	0	0	0	0.0	0.0	0.0				0	0
10. 2017.	0	0	0	0.0	0.0	0.0				0	0
11. 2018.	0	0	0	0.0	0.0	0.0				0	0
12. Totals	XXX	XXX	XXX	XXX	XXX	XXX	0	0	XXX	0	0

SCHEDULE P - PART 1H - SECTION 1 - OTHER LIABILITY - OCCURRENCE

(\$000 omitted)

Years in Which Premiums Were Earned and Losses Were Incurred	Premiums Earned			Loss and Loss Expense Payments						10 Salvage and Subrogation Received	11 Total Net Paid (Cols. 4 - 5 + 6 - 7 + 8 - 9)	12 Number of Claims Reported-Direct and Assumed
	1 Direct and Assumed	2 Ceded	3 Net (Cols. 1 - 2)	Loss Payments		Defense and Cost Containment Payments		Adjusting and Other Payments				
				4 Direct and Assumed	5 Ceded	6 Direct and Assumed	7 Ceded	8 Direct and Assumed	9 Ceded			
1. Prior.....	XXX	XXX	XXX	3,028	3,028	757	757				0	XXX
2. 2009.....	416	416	0								0	1
3. 2010.....	546	546	0	1,275	1,275						0	2
4. 2011.....	751	751	0								0	1
5. 2012.....	977	977	0	175	175						0	1
6. 2013.....	1,358	1,358	0			7	7	0	0		0	4
7. 2014.....	1,728	1,728	0								0	3
8. 2015.....	2,006	2,006	0	775	775	3	3	0	0		0	13
9. 2016.....	2,302	2,302	0	138	138						0	7
10. 2017.....	2,570	2,570	0	1,250	1,250						0	3
11. 2018.....	2,853	2,853	0								0	2
12. Totals.....	XXX	XXX	XXX	6,640	6,640	767	767	0	0	0	0	XXX

	Losses Unpaid				Defense and Cost Containment Unpaid				Adjusting and Other Unpaid		23 Salvage and Subrogation Anticipated	24 Total Net Losses and Expenses Unpaid	25 Number of Claims Outstanding-Direct and Assumed
	Case Basis		Bulk + IBNR		Case Basis		Bulk + IBNR		21 Direct and Assumed	22 Ceded			
	13 Direct and Assumed	14 Ceded	15 Direct and Assumed	16 Ceded	17 Direct and Assumed	18 Ceded	19 Direct and Assumed	20 Ceded					
1. Prior.....	9,668	9,668	3,761	3,761	393	393						0	
2. 2009.....												0	
3. 2010.....												0	
4. 2011.....	99	99			1	1			0	0		0	1
5. 2012.....												0	
6. 2013.....			0	0								0	
7. 2014.....	297	297	5	5	2	2	0	0	0	0		0	1
8. 2015.....	377	377	52	52	3	3	0	0	0	0		0	4
9. 2016.....	465	465	420	420	4	4	3	3	1	1		0	4
10. 2017.....	819	819	377	377	6	6	3	3	1	1		0	3
11. 2018.....	992	992	951	951	8	8	7	7	2	2		0	2
12. Totals.....	12,717	12,717	5,565	5,565	416	416	14	14	4	4	0	0	15

	Total Losses and Loss Expenses Incurred			Loss and Loss Expense Percentage (Incurred/Premiums Earned)			Nontabular Discount		34 Inter-Company Pooling Participation Percentage	Net Balance Sheet Reserves after Discount	
	26 Direct and Assumed	27 Ceded	28 Net	29 Direct and Assumed	30 Ceded	31 Net	32 Loss	33 Loss Expense		35 Losses Unpaid	36 Loss Expenses Unpaid
1. Prior.....	XXX	XXX	XXX	XXX	XXX	XXX			XXX	0	0
2. 2009.....	0	0	0	0.0	0.0	0.0				0	0
3. 2010.....	1,275	1,275	0	233.5	233.5	0.0				0	0
4. 2011.....	100	100	0	13.3	13.3	0.0				0	0
5. 2012.....	175	175	0	17.9	17.9	0.0				0	0
6. 2013.....	7	7	0	0.5	0.5	0.0				0	0
7. 2014.....	305	305	0	17.7	17.7	0.0				0	0
8. 2015.....	1,211	1,211	0	60.3	60.3	0.0				0	0
9. 2016.....	1,030	1,030	0	44.7	44.7	0.0				0	0
10. 2017.....	2,456	2,456	0	95.5	95.5	0.0				0	0
11. 2018.....	1,959	1,959	0	68.7	68.7	0.0				0	0
12. Totals.....	XXX	XXX	XXX	XXX	XXX	XXX	0	0	XXX	0	0

SCHEDULE P - PART 1H - SECTION 2 - OTHER LIABILITY - CLAIMS-MADE

(\$000 omitted)

Years in Which Premiums Were Earned and Losses Were Incurred	Premiums Earned			Loss and Loss Expense Payments						10 Salvage and Subrogation Received	11 Total Net Paid (Cols. 4 - 5 + 6 - 7 + 8 - 9)	12 Number of Claims Reported-Direct and Assumed
	1 Direct and Assumed	2 Ceded	3 Net (Cols. 1 - 2)	Loss Payments		Defense and Cost Containment Payments		Adjusting and Other Payments				
				4 Direct and Assumed	5 Ceded	6 Direct and Assumed	7 Ceded	8 Direct and Assumed	9 Ceded			
1. Prior.....	XXX.....	XXX.....	XXX.....								0	XXX.....
2. 2009.....			0								0	0
3. 2010.....			0								0	0
4. 2011.....			0								0	0
5. 2012.....			0								0	0
6. 2013.....			0								0	0
7. 2014.....			0								0	0
8. 2015.....			0								0	0
9. 2016.....			0								0	0
10. 2017.....			0								0	0
11. 2018.....			0								0	0
12. Totals.....	XXX.....	XXX.....	XXX.....	0	0	0	0	0	0	0	0	XXX.....

	Losses Unpaid				Defense and Cost Containment Unpaid				Adjusting and Other Unpaid		23 Salvage and Subrogation Anticipated	24 Total Net Losses and Expenses Unpaid	25 Number of Claims Outstanding-Direct and Assumed
	Case Basis		Bulk + IBNR		Case Basis		Bulk + IBNR		21 Direct and Assumed	22 Ceded			
	13 Direct and Assumed	14 Ceded	15 Direct and Assumed	16 Ceded	17 Direct and Assumed	18 Ceded	19 Direct and Assumed	20 Ceded					
1. Prior.....												0	
2. 2009.....												0	
3. 2010.....												0	
4. 2011.....												0	
5. 2012.....												0	
6. 2013.....												0	
7. 2014.....												0	
8. 2015.....												0	
9. 2016.....												0	
10. 2017.....												0	
11. 2018.....												0	
12. Totals.....	0	0	0	0	0	0	0	0	0	0	0	0	0

NONE

	Total Losses and Loss Expenses Incurred			Loss and Loss Expense Percentage (Incurred/Premiums Earned)			Nontabular Discount		34 Inter-Company Pooling Participation Percentage	Net Balance Sheet Reserves after Discount	
	26 Direct and Assumed	27 Ceded	28 Net	29 Direct and Assumed	30 Ceded	31 Net	32 Loss	33 Loss Expense		35 Losses Unpaid	36 Loss Expenses Unpaid
1. Prior.....	XXX.....	XXX.....	XXX.....	XXX.....	XXX.....	XXX.....			XXX.....	0	0
2. 2009.....	0	0	0	0.0	0.0	0.0				0	0
3. 2010.....	0	0	0	0.0	0.0	0.0				0	0
4. 2011.....	0	0	0	0.0	0.0	0.0				0	0
5. 2012.....	0	0	0	0.0	0.0	0.0				0	0
6. 2013.....	0	0	0	0.0	0.0	0.0				0	0
7. 2014.....	0	0	0	0.0	0.0	0.0				0	0
8. 2015.....	0	0	0	0.0	0.0	0.0				0	0
9. 2016.....	0	0	0	0.0	0.0	0.0				0	0
10. 2017.....	0	0	0	0.0	0.0	0.0				0	0
11. 2018.....	0	0	0	0.0	0.0	0.0				0	0
12. Totals.....	XXX.....	XXX.....	XXX.....	XXX.....	XXX.....	XXX.....	0	0	XXX.....	0	0

SCHEDULE P - PART 11 - SPECIAL PROPERTY (FIRE, ALLIED LINES, INLAND MARINE, EARTHQUAKE, BURGLARY AND THEFT)

(\$000 omitted)

Years in Which Premiums Were Earned and Losses Were Incurred	Premiums Earned			Loss and Loss Expense Payments						10 Salvage and Subrogation Received	11 Total Net Paid (Cols. 4 - 5 + 6 - 7 + 8 - 9)	12 Number of Claims Reported-Direct and Assumed
	1 Direct and Assumed	2 Ceded	3 Net (Cols. 1 - 2)	Loss Payments		Defense and Cost Containment Payments		Adjusting and Other Payments				
				4 Direct and Assumed	5 Ceded	6 Direct and Assumed	7 Ceded	8 Direct and Assumed	9 Ceded			
1. Prior.....XXX.....XXX.....XXX.....(4).....(4).....0.....0.....0.....XXX.....
2. 2017.....4,247.....4,247.....0.....1,043.....1,043.....21.....21.....10.....10.....0.....XXX.....
3. 2018.....4,142.....4,142.....0.....763.....763.....6.....6.....0.....XXX.....
4. Totals....XXX.....XXX.....XXX.....1,803.....1,803.....21.....21.....15.....15.....0.....0.....XXX.....

	Losses Unpaid				Defense and Cost Containment Unpaid				Adjusting and Other Unpaid		23 Salvage and Subrogation Anticipated	24 Total Net Losses and Expenses Unpaid	25 Number of Claims Outstanding-Direct and Assumed
	Case Basis		Bulk + IBNR		Case Basis		Bulk + IBNR		21 Direct and Assumed	22 Ceded			
	13 Direct and Assumed	14 Ceded	15 Direct and Assumed	16 Ceded	17 Direct and Assumed	18 Ceded	19 Direct and Assumed	20 Ceded					
1. Prior.....68.....68.....2.....2.....8.....8.....0.....
2. 2017.....30.....30.....1.....1.....4.....4.....0.....
3. 2018.....75.....75.....174.....174.....1.....1.....5.....5.....24.....24.....0.....11.....
4. Totals....75.....75.....271.....271.....1.....1.....8.....8.....36.....36.....0.....0.....11.....

	Total Losses and Loss Expenses Incurred			Loss and Loss Expense Percentage (Incurred/Premiums Earned)			Nontabular Discount		34 Inter-Company Pooling Participation Percentage	Net Balance Sheet Reserves after Discount	
	26 Direct and Assumed	27 Ceded	28 Net	29 Direct and Assumed	30 Ceded	31 Net	32 Loss	33 Loss Expense		35 Losses Unpaid	36 Loss Expenses Unpaid
1. Prior..XXX.....XXX.....XXX.....XXX.....XXX.....XXX.....XXX.....0.....0.....
2. 2017..1,108.....1,108.....0.....26.1.....26.1.....0.0.....0.....0.....
3. 2018..1,048.....1,048.....0.....25.3.....25.3.....0.0.....0.....0.....
4. TotalsXXX.....XXX.....XXX.....XXX.....XXX.....XXX.....0.....0.....XXX.....0.....0.....

SCHEDULE P - PART 1J - AUTO PHYSICAL DAMAGE

(\$000 omitted)

Years in Which Premiums Were Earned and Losses Were Incurred	Premiums Earned			Loss and Loss Expense Payments						12 Number of Claims Reported-Direct and Assumed		
	1 Direct and Assumed	2 Ceded	3 Net (Cols. 1 - 2)	Loss Payments		Defense and Cost Containment Payments		Adjusting and Other Payments			10 Salvage and Subrogation Received	11 Total Net Paid (Cols. 4 - 5 + 6 - 7 + 8 - 9)
				4 Direct and Assumed	5 Ceded	6 Direct and Assumed	7 Ceded	8 Direct and Assumed	9 Ceded			
1. Prior.....XXX.....XXX.....XXX.....(345).....(345).....46.....46.....40.....40.....0.....0.....XXX.....
2. 2017.....254,306.....254,306.....0.....135,515.....135,515.....414.....414.....2,170.....2,170.....0.....0.....113,048.....
3. 2018.....263,837.....263,837.....0.....143,947.....143,947.....241.....241.....2,069.....2,069.....0.....0.....117,884.....
4. Totals.....XXX.....XXX.....XXX.....279,117.....279,117.....701.....701.....4,280.....4,280.....0.....0.....XXX.....

	Losses Unpaid				Defense and Cost Containment Unpaid				Adjusting and Other Unpaid		23 Salvage and Subrogation Anticipated	24 Total Net Losses and Expenses Unpaid	25 Number of Claims Outstanding-Direct and Assumed
	Case Basis		Bulk + IBNR		Case Basis		Bulk + IBNR		21	22			
	13 Direct and Assumed	14 Ceded	15 Direct and Assumed	16 Ceded	17 Direct and Assumed	18 Ceded	19 Direct and Assumed	20 Ceded	Direct and Assumed	Ceded			
1. Prior.....559.....559.....(179).....(179).....(9).....(9).....9.....9.....6.....6.....0.....0.....53.....
2. 2017.....100.....100.....(229).....(229).....(2).....(2).....15.....15.....46.....46.....0.....0.....11.....
3. 2018.....13,901.....13,901.....(12,882).....(12,882).....(364).....(364).....515.....515.....598.....598.....0.....0.....3,818.....
4. Totals.....14,559.....14,559.....(13,290).....(13,290).....(375).....(375).....538.....538.....650.....650.....0.....0.....3,882.....

	Total Losses and Loss Expenses Incurred			Loss and Loss Expense Percentage (Incurred/Premiums Earned)			Nontabular Discount		34 Inter-Company Pooling Participation Percentage	Net Balance Sheet Reserves after Discount	
	26 Direct and Assumed	27 Ceded	28 Net	29 Direct and Assumed	30 Ceded	31 Net	32 Loss	33 Loss Expense		35 Losses Unpaid	36 Loss Expenses Unpaid
1. Prior..XXX.....XXX.....XXX.....XXX.....XXX.....XXX.....0.....0.....XXX.....0.....0.....
2. 2017.138,028.....138,028.....0.....54.3.....54.3.....0.0.....0.....0.....0.....0.....0.....
3. 2018.148,024.....148,024.....0.....56.1.....56.1.....0.0.....0.....0.....0.....0.....0.....
4. TotalsXXX.....XXX.....XXX.....XXX.....XXX.....XXX.....0.....0.....XXX.....0.....0.....

**Sch. P - Pt. 1K
NONE**

**Sch. P - Pt. 1L
NONE**

**Sch. P - Pt. 1M
NONE**

SCHEDULE P - PART 1N - REINSURANCE
NONPROPORTIONAL ASSUMED PROPERTY (\$000 omitted)

Years in Which Premiums Were Earned and Losses Were Incurred	Premiums Earned			Loss and Loss Expense Payments						10 Salvage and Subrogation Received	11 Total Net Paid (Cols. 4 - 5 + 6 - 7 + 8 - 9)	12 Number of Claims Reported-Direct and Assumed
	1 Direct and Assumed	2 Ceded	3 Net (Cols. 1 - 2)	Loss Payments		Defense and Cost Containment Payments		Adjusting and Other Payments				
				4 Direct and Assumed	5 Ceded	6 Direct and Assumed	7 Ceded	8 Direct and Assumed	9 Ceded			
1. Prior.....	XXX.....	XXX.....	XXX.....	564.....	564.....	33.....	33.....				0.....	XXX.....
2. 2009.....			0.....								0.....	XXX.....
3. 2010.....	(5).....	(5).....	0.....								0.....	XXX.....
4. 2011.....			0.....								0.....	XXX.....
5. 2012.....			0.....								0.....	XXX.....
6. 2013.....			0.....								0.....	XXX.....
7. 2014.....			0.....								0.....	XXX.....
8. 2015.....	(1).....	(1).....	0.....								0.....	XXX.....
9. 2016.....			0.....								0.....	XXX.....
10. 2017.....			0.....								0.....	XXX.....
11. 2018.....			0.....								0.....	XXX.....
12. Totals.....	XXX.....	XXX.....	XXX.....	564.....	564.....	33.....	33.....	0.....	0.....	0.....	0.....	XXX.....

	Losses Unpaid				Defense and Cost Containment Unpaid				Adjusting and Other Unpaid		23 Salvage and Subrogation Anticipated	24 Total Net Losses and Expenses Unpaid	25 Number of Claims Outstanding-Direct and Assumed
	Case Basis		Bulk + IBNR		Case Basis		Bulk + IBNR		21 Direct and Assumed	22 Ceded			
	13 Direct and Assumed	14 Ceded	15 Direct and Assumed	16 Ceded	17 Direct and Assumed	18 Ceded	19 Direct and Assumed	20 Ceded					
1. Prior.....	13,849.....	13,849.....	5,941.....	5,941.....	563.....	563.....					0.....	XXX.....	
2. 2009.....											0.....	XXX.....	
3. 2010.....											0.....	XXX.....	
4. 2011.....											0.....	XXX.....	
5. 2012.....											0.....	XXX.....	
6. 2013.....											0.....	XXX.....	
7. 2014.....											0.....	XXX.....	
8. 2015.....											0.....	XXX.....	
9. 2016.....											0.....	XXX.....	
10. 2017.....											0.....	XXX.....	
11. 2018.....											0.....	XXX.....	
12. Totals.....	13,849.....	13,849.....	5,941.....	5,941.....	563.....	563.....	0.....	0.....	0.....	0.....	0.....	XXX.....	

	Total Losses and Loss Expenses Incurred			Loss and Loss Expense Percentage (Incurred/Premiums Earned)			Nontabular Discount		34 Inter-Company Pooling Participation Percentage	Net Balance Sheet Reserves after Discount	
	26 Direct and Assumed	27 Ceded	28 Net	29 Direct and Assumed	30 Ceded	31 Net	32 Loss	33 Loss Expense		35 Losses Unpaid	36 Loss Expenses Unpaid
1. Prior.....	XXX.....	XXX.....	XXX.....	XXX.....	XXX.....	XXX.....			XXX.....	0.....	0.....
2. 2009.....	0.....	0.....	0.....	0.0.....	0.0.....	0.0.....				0.....	0.....
3. 2010.....	0.....	0.....	0.....	0.0.....	0.0.....	0.0.....				0.....	0.....
4. 2011.....	0.....	0.....	0.....	0.0.....	0.0.....	0.0.....				0.....	0.....
5. 2012.....	0.....	0.....	0.....	0.0.....	0.0.....	0.0.....				0.....	0.....
6. 2013.....	0.....	0.....	0.....	0.0.....	0.0.....	0.0.....				0.....	0.....
7. 2014.....	0.....	0.....	0.....	0.0.....	0.0.....	0.0.....				0.....	0.....
8. 2015.....	0.....	0.....	0.....	0.0.....	0.0.....	0.0.....				0.....	0.....
9. 2016.....	0.....	0.....	0.....	0.0.....	0.0.....	0.0.....				0.....	0.....
10. 2017.....	0.....	0.....	0.....	0.0.....	0.0.....	0.0.....				0.....	0.....
11. 2018.....	0.....	0.....	0.....	0.0.....	0.0.....	0.0.....				0.....	0.....
12. Totals.....	XXX.....	XXX.....	XXX.....	XXX.....	XXX.....	XXX.....	0.....	0.....	XXX.....	0.....	0.....

SCHEDULE P - PART 10 - REINSURANCE
 NONPROPORTIONAL ASSUMED LIABILITY (\$000 omitted)

Years in Which Premiums Were Earned and Losses Were Incurred	Premiums Earned			Loss and Loss Expense Payments						12 Number of Claims Reported-Direct and Assumed		
	1 Direct and Assumed	2 Ceded	3 Net (Cols. 1 - 2)	Loss Payments		Defense and Cost Containment Payments		Adjusting and Other Payments			10 Salvage and Subrogation Received	11 Total Net Paid (Cols. 4 - 5 + 6 - 7 + 8 - 9)
				4 Direct and Assumed	5 Ceded	6 Direct and Assumed	7 Ceded	8 Direct and Assumed	9 Ceded			
1. Prior.....	XXX	XXX	XXX	1,770	1,770	9	9				0	XXX
2. 2009.....	11	11	0								0	XXX
3. 2010.....	15	15	0								0	XXX
4. 2011.....	22	22	0								0	XXX
5. 2012.....	11	11	0								0	XXX
6. 2013.....	14	14	0								0	XXX
7. 2014.....	7	7	0								0	XXX
8. 2015.....	8	8	0								0	XXX
9. 2016.....	(11)	(11)	0								0	XXX
10. 2017.....	3	3	0								0	XXX
11. 2018.....			0								0	XXX
12. Totals.....	XXX	XXX	XXX	1,770	1,770	9	9	0	0	0	0	XXX

	Losses Unpaid				Defense and Cost Containment Unpaid				Adjusting and Other Unpaid		23 Salvage and Subrogation Anticipated	24 Total Net Losses and Expenses Unpaid	25 Number of Claims Outstanding-Direct and Assumed
	Case Basis		Bulk + IBNR		Case Basis		Bulk + IBNR		21 Direct and Assumed	22 Ceded			
	13 Direct and Assumed	14 Ceded	15 Direct and Assumed	16 Ceded	17 Direct and Assumed	18 Ceded	19 Direct and Assumed	20 Ceded					
1. Prior.....	7,457	7,457	3,250	3,250	303	303					0	XXX	
2. 2009.....											0	XXX	
3. 2010.....											0	XXX	
4. 2011.....											0	XXX	
5. 2012.....											0	XXX	
6. 2013.....											0	XXX	
7. 2014.....											0	XXX	
8. 2015.....											0	XXX	
9. 2016.....											0	XXX	
10. 2017.....											0	XXX	
11. 2018.....											0	XXX	
12. Totals.....	7,457	7,457	3,250	3,250	303	303	0	0	0	0	0	XXX	

	Total Losses and Loss Expenses Incurred			Loss and Loss Expense Percentage (Incurred/Premiums Earned)			Nontabular Discount		34 Inter-Company Pooling Participation Percentage	Net Balance Sheet Reserves after Discount	
	26 Direct and Assumed	27 Ceded	28 Net	29 Direct and Assumed	30 Ceded	31 Net	32 Loss	33 Loss Expense		35 Losses Unpaid	36 Loss Expenses Unpaid
1. Prior.....	XXX	XXX	XXX	XXX	XXX	XXX			XXX	0	0
2. 2009.....	0	0	0	0.0	0.0	0.0				0	0
3. 2010.....	0	0	0	0.0	0.0	0.0				0	0
4. 2011.....	0	0	0	0.0	0.0	0.0				0	0
5. 2012.....	0	0	0	0.0	0.0	0.0				0	0
6. 2013.....	0	0	0	0.0	0.0	0.0				0	0
7. 2014.....	0	0	0	0.0	0.0	0.0				0	0
8. 2015.....	0	0	0	0.0	0.0	0.0				0	0
9. 2016.....	0	0	0	0.0	0.0	0.0				0	0
10. 2017.....	0	0	0	0.0	0.0	0.0				0	0
11. 2018.....	0	0	0	0.0	0.0	0.0				0	0
12. Totals.....	XXX	XXX	XXX	XXX	XXX	XXX	0	0	XXX	0	0

**Sch. P - Pt. 1P
NONE**

**Sch. P - Pt. 1R - Sn. 1
NONE**

**Sch. P - Pt. 1R - Sn. 2
NONE**

**Sch. P - Pt. 1S
NONE**

**Sch. P - Pt. 1T
NONE**

SCHEDULE P - PART 2A - HOMEOWNERS/FARMOWNERS

Years in Which Losses Were Incurred	Incurred Net Losses and Defense and Cost Containment Expenses Reported at Year End (\$000 omitted)										Development	
	1	2	3	4	5	6	7	8	9	10	11	12
	2009	2010	2011	2012	2013	2014	2015	2016	2017	2018	One Year	Two Year
1. Prior.....	168	179	229	243	264	277	298	298	298	298	.0	.0
2. 2009.....											.0	.0
3. 2010.....	XXX										.0	.0
4. 2011.....	XXX	XXX									.0	.0
5. 2012.....	XXX	XXX	XXX								.0	.0
6. 2013.....	XXX	XXX	XXX	XXX							.0	.0
7. 2014.....	XXX	XXX	XXX	XXX	XXX						.0	.0
8. 2015.....	XXX	XXX	XXX	XXX	XXX	XXX					.0	.0
9. 2016.....	XXX	XXX	XXX	XXX	XXX	XXX	XXX				.0	.0
10. 2017.....	XXX	XXX	XXX	XXX	XXX	XXX	XXX	XXX			.0	XXX
11. 2018.....	XXX	XXX	XXX	XXX	XXX	XXX	XXX	XXX	XXX		XXX	XXX
12. Totals											.0	.0

SCHEDULE P - PART 2B - PRIVATE PASSENGER AUTO LIABILITY/MEDICAL

1. Prior.....	1,270	1,414	1,562	2,187	2,114	1,916	2,003	2,003	2,003	2,003	.0	.0
2. 2009.....											.0	.0
3. 2010.....	XXX										.0	.0
4. 2011.....	XXX	XXX									.0	.0
5. 2012.....	XXX	XXX	XXX								.0	.0
6. 2013.....	XXX	XXX	XXX	XXX							.0	.0
7. 2014.....	XXX	XXX	XXX	XXX	XXX						.0	.0
8. 2015.....	XXX	XXX	XXX	XXX	XXX	XXX					.0	.0
9. 2016.....	XXX	XXX	XXX	XXX	XXX	XXX	XXX				.0	.0
10. 2017.....	XXX	XXX	XXX	XXX	XXX	XXX	XXX	XXX			.0	XXX
11. 2018.....	XXX	XXX	XXX	XXX	XXX	XXX	XXX	XXX	XXX		XXX	XXX
12. Totals											.0	.0

SCHEDULE P - PART 2C - COMMERCIAL AUTO/TRUCK LIABILITY/MEDICAL

1. Prior.....											.0	.0
2. 2009.....											.0	.0
3. 2010.....	XXX										.0	.0
4. 2011.....	XXX	XXX									.0	.0
5. 2012.....	XXX	XXX	XXX								.0	.0
6. 2013.....	XXX	XXX	XXX	XXX							.0	.0
7. 2014.....	XXX	XXX	XXX	XXX	XXX						.0	.0
8. 2015.....	XXX	XXX	XXX	XXX	XXX	XXX					.0	.0
9. 2016.....	XXX	XXX	XXX	XXX	XXX	XXX	XXX				.0	.0
10. 2017.....	XXX	XXX	XXX	XXX	XXX	XXX	XXX	XXX			.0	XXX
11. 2018.....	XXX	XXX	XXX	XXX	XXX	XXX	XXX	XXX	XXX		XXX	XXX
12. Totals											.0	.0

SCHEDULE P - PART 2D - WORKERS' COMPENSATION (EXCLUDING EXCESS WORKERS' COMPENSATION)

1. Prior.....	3,435	3,805	3,832	3,905	4,086	4,689	5,298	5,298	5,298	5,298	.0	.0
2. 2009.....											.0	.0
3. 2010.....	XXX										.0	.0
4. 2011.....	XXX	XXX									.0	.0
5. 2012.....	XXX	XXX	XXX								.0	.0
6. 2013.....	XXX	XXX	XXX	XXX							.0	.0
7. 2014.....	XXX	XXX	XXX	XXX	XXX						.0	.0
8. 2015.....	XXX	XXX	XXX	XXX	XXX	XXX					.0	.0
9. 2016.....	XXX	XXX	XXX	XXX	XXX	XXX	XXX				.0	.0
10. 2017.....	XXX	XXX	XXX	XXX	XXX	XXX	XXX	XXX			.0	XXX
11. 2018.....	XXX	XXX	XXX	XXX	XXX	XXX	XXX	XXX	XXX		XXX	XXX
12. Totals											.0	.0

SCHEDULE P - PART 2E - COMMERCIAL MULTIPLE PERIL

1. Prior.....	1,200	1,407	1,811	1,987	2,177	2,423	2,687	2,687	2,687	2,687	.0	.0
2. 2009.....											.0	.0
3. 2010.....	XXX										.0	.0
4. 2011.....	XXX	XXX									.0	.0
5. 2012.....	XXX	XXX	XXX								.0	.0
6. 2013.....	XXX	XXX	XXX	XXX							.0	.0
7. 2014.....	XXX	XXX	XXX	XXX	XXX						.0	.0
8. 2015.....	XXX	XXX	XXX	XXX	XXX	XXX					.0	.0
9. 2016.....	XXX	XXX	XXX	XXX	XXX	XXX	XXX				.0	.0
10. 2017.....	XXX	XXX	XXX	XXX	XXX	XXX	XXX	XXX			.0	XXX
11. 2018.....	XXX	XXX	XXX	XXX	XXX	XXX	XXX	XXX	XXX		XXX	XXX
12. Totals											.0	.0

SCHEDULE P - PART 2F - SECTION 1 - MEDICAL PROFESSIONAL LIABILITY - OCCURRENCE

Years in Which Losses Were Incurred	Incurred Net Losses and Defense and Cost Containment Expenses Reported at Year End (\$000 omitted)										Development	
	1	2	3	4	5	6	7	8	9	10	11	12
	2009	2010	2011	2012	2013	2014	2015	2016	2017	2018	One Year	Two Year
1. Prior.....											.0	.0
2. 2009.....											.0	.0
3. 2010.....	.XXX										.0	.0
4. 2011.....	.XXX	.XXX									.0	.0
5. 2012.....	.XXX	.XXX	.XXX								.0	.0
6. 2013.....	.XXX	.XXX	.XXX	.XXX							.0	.0
7. 2014.....	.XXX	.XXX	.XXX	.XXX	.XXX						.0	.0
8. 2015.....	.XXX	.XXX	.XXX	.XXX	.XXX	.XXX					.0	.0
9. 2016.....	.XXX	.XXX	.XXX	.XXX	.XXX	.XXX	.XXX				.0	.0
10. 2017.....	.XXX	.XXX	.XXX	.XXX	.XXX	.XXX	.XXX	.XXX			.0	.XXX
11. 2018.....	.XXX	.XXX	.XXX	.XXX	.XXX	.XXX	.XXX	.XXX	.XXX		.XXX	.XXX
12. Totals											.0	.0

SCHEDULE P - PART 2F - SECTION 2 - MEDICAL PROFESSIONAL LIABILITY - CLAIMS-MADE

1. Prior.....											.0	.0
2. 2009.....											.0	.0
3. 2010.....	.XXX										.0	.0
4. 2011.....	.XXX	.XXX									.0	.0
5. 2012.....	.XXX	.XXX	.XXX								.0	.0
6. 2013.....	.XXX	.XXX	.XXX	.XXX							.0	.0
7. 2014.....	.XXX	.XXX	.XXX	.XXX	.XXX						.0	.0
8. 2015.....	.XXX	.XXX	.XXX	.XXX	.XXX	.XXX					.0	.0
9. 2016.....	.XXX	.XXX	.XXX	.XXX	.XXX	.XXX	.XXX				.0	.0
10. 2017.....	.XXX	.XXX	.XXX	.XXX	.XXX	.XXX	.XXX	.XXX			.0	.XXX
11. 2018.....	.XXX	.XXX	.XXX	.XXX	.XXX	.XXX	.XXX	.XXX	.XXX		.XXX	.XXX
12. Totals											.0	.0

SCHEDULE P - PART 2G - SPECIAL LIABILITY (OCEAN MARINE, AIRCRAFT (ALL PERILS), BOILER & MACHINERY)

1. Prior.....	.410	.431	.579	.598	.657	.708	.786	.786	.786	.786	.0	.0
2. 2009.....											.0	.0
3. 2010.....	.XXX										.0	.0
4. 2011.....	.XXX	.XXX									.0	.0
5. 2012.....	.XXX	.XXX	.XXX								.0	.0
6. 2013.....	.XXX	.XXX	.XXX	.XXX							.0	.0
7. 2014.....	.XXX	.XXX	.XXX	.XXX	.XXX						.0	.0
8. 2015.....	.XXX	.XXX	.XXX	.XXX	.XXX	.XXX					.0	.0
9. 2016.....	.XXX	.XXX	.XXX	.XXX	.XXX	.XXX	.XXX				.0	.0
10. 2017.....	.XXX	.XXX	.XXX	.XXX	.XXX	.XXX	.XXX	.XXX			.0	.XXX
11. 2018.....	.XXX	.XXX	.XXX	.XXX	.XXX	.XXX	.XXX	.XXX	.XXX		.XXX	.XXX
12. Totals											.0	.0

SCHEDULE P - PART 2H - SECTION 1 - OTHER LIABILITY - OCCURRENCE

1. Prior.....	.70,713	.69,327	.71,524	.79,122	.82,446	.81,228	.79,918	.79,918	.79,918	.79,918	.0	.0
2. 2009.....											.0	.0
3. 2010.....	.XXX										.0	.0
4. 2011.....	.XXX	.XXX									.0	.0
5. 2012.....	.XXX	.XXX	.XXX								.0	.0
6. 2013.....	.XXX	.XXX	.XXX	.XXX							.0	.0
7. 2014.....	.XXX	.XXX	.XXX	.XXX	.XXX						.0	.0
8. 2015.....	.XXX	.XXX	.XXX	.XXX	.XXX	.XXX					.0	.0
9. 2016.....	.XXX	.XXX	.XXX	.XXX	.XXX	.XXX	.XXX				.0	.0
10. 2017.....	.XXX	.XXX	.XXX	.XXX	.XXX	.XXX	.XXX	.XXX			.0	.XXX
11. 2018.....	.XXX	.XXX	.XXX	.XXX	.XXX	.XXX	.XXX	.XXX	.XXX		.XXX	.XXX
12. Totals											.0	.0

SCHEDULE P - PART 2H - SECTION 2 - OTHER LIABILITY - CLAIMS-MADE

1. Prior.....											.0	.0
2. 2009.....											.0	.0
3. 2010.....	.XXX										.0	.0
4. 2011.....	.XXX	.XXX									.0	.0
5. 2012.....	.XXX	.XXX	.XXX								.0	.0
6. 2013.....	.XXX	.XXX	.XXX	.XXX							.0	.0
7. 2014.....	.XXX	.XXX	.XXX	.XXX	.XXX						.0	.0
8. 2015.....	.XXX	.XXX	.XXX	.XXX	.XXX	.XXX					.0	.0
9. 2016.....	.XXX	.XXX	.XXX	.XXX	.XXX	.XXX	.XXX				.0	.0
10. 2017.....	.XXX	.XXX	.XXX	.XXX	.XXX	.XXX	.XXX	.XXX			.0	.XXX
11. 2018.....	.XXX	.XXX	.XXX	.XXX	.XXX	.XXX	.XXX	.XXX	.XXX		.XXX	.XXX
12. Totals											.0	.0

SCHEDULE P - PART 2I - SPECIAL PROPERTY (FIRE, ALLIED LINES, INLAND MARINE, EARTHQUAKE, BURGLARY AND THEFT)

Years in Which Losses Were Incurred	Incurred Net Losses and Defense and Cost Containment Expenses Reported at Year End (\$000 omitted)										Development	
	1	2	3	4	5	6	7	8	9	10	11	12
	2009	2010	2011	2012	2013	2014	2015	2016	2017	2018	One Year	Two Year
1. Prior.....	...XXX.....	...XXX.....	...XXX.....	...XXX.....	...XXX.....	...XXX.....	...XXX.....	...XXX.....00
2. 2017.....	...XXX.....	...XXX.....	...XXX.....	...XXX.....	...XXX.....	...XXX.....	...XXX.....	...XXX.....0	...XXX.....
3. 2018.....	...XXX.....	...XXX.....	...XXX.....	...XXX.....	...XXX.....	...XXX.....	...XXX.....	...XXX.....	...XXX.....XXX.....	...XXX.....
4. Totals										00

SCHEDULE P - PART 2J - AUTO PHYSICAL DAMAGE

1. Prior.....	...XXX.....	...XXX.....	...XXX.....	...XXX.....	...XXX.....	...XXX.....	...XXX.....00
2. 2017.....	...XXX.....	...XXX.....	...XXX.....	...XXX.....	...XXX.....	...XXX.....	...XXX.....	...XXX.....0	...XXX.....
3. 2018.....	...XXX.....	...XXX.....	...XXX.....	...XXX.....	...XXX.....	...XXX.....	...XXX.....	...XXX.....	...XXX.....XXX.....	...XXX.....
4. Totals										00

SCHEDULE P - PART 2K - FIDELITY/SURETY

1. Prior.....	...XXX.....	...XXX.....	...XXX.....	...XXX.....	...XXX.....	...XXX.....	...XXX.....00
2. 2017.....	...XXX.....	...XXX.....	...XXX.....	...XXX.....	...XXX.....	...XXX.....	...XXX.....	...XXX.....0	...XXX.....
3. 2018.....	...XXX.....	...XXX.....	...XXX.....	...XXX.....	...XXX.....	...XXX.....	...XXX.....	...XXX.....	...XXX.....XXX.....	...XXX.....
4. Totals										00

SCHEDULE P - PART 2L - OTHER (INCLUDING CREDIT, ACCIDENT AND HEALTH)

1. Prior.....	...XXX.....	...XXX.....	...XXX.....	...XXX.....	...XXX.....	...XXX.....	...XXX.....00
2. 2017.....	...XXX.....	...XXX.....	...XXX.....	...XXX.....	...XXX.....	...XXX.....	...XXX.....	...XXX.....0	...XXX.....
3. 2018.....	...XXX.....	...XXX.....	...XXX.....	...XXX.....	...XXX.....	...XXX.....	...XXX.....	...XXX.....	...XXX.....XXX.....	...XXX.....
4. Totals										00

SCHEDULE P - PART 2M - INTERNATIONAL

1. Prior.....00
2. 2009.....00
3. 2010.....	...XXX.....00
4. 2011.....	...XXX.....	...XXX.....00
5. 2012.....	...XXX.....	...XXX.....	...XXX.....00
6. 2013.....	...XXX.....	...XXX.....	...XXX.....	...XXX.....00
7. 2014.....	...XXX.....	...XXX.....	...XXX.....	...XXX.....	...XXX.....00
8. 2015.....	...XXX.....	...XXX.....	...XXX.....	...XXX.....	...XXX.....	...XXX.....00
9. 2016.....	...XXX.....	...XXX.....	...XXX.....	...XXX.....	...XXX.....	...XXX.....	...XXX.....00
10. 2017.....	...XXX.....	...XXX.....	...XXX.....	...XXX.....	...XXX.....	...XXX.....	...XXX.....	...XXX.....0	...XXX.....
11. 2018.....	...XXX.....	...XXX.....	...XXX.....	...XXX.....	...XXX.....	...XXX.....	...XXX.....	...XXX.....	...XXX.....XXX.....	...XXX.....
12. Totals										00

SCHEDULE P - PART 2N - REINSURANCE

NONPROPORTIONAL ASSUMED PROPERTY

Years in Which Losses Were Incurred	Incurred Net Losses and Defense and Cost Containment Expenses Reported at Year End (\$000 omitted)										Development	
	1 2009	2 2010	3 2011	4 2012	5 2013	6 2014	7 2015	8 2016	9 2017	10 2018	11 One Year	12 Two Year
1. Prior.....	363	41	26	22	23	23	22	22	22	22	0	0
2. 2009.....											0	0
3. 2010.....	XXX										0	0
4. 2011.....	XXX	XXX									0	0
5. 2012.....	XXX	XXX	XXX								0	0
6. 2013.....	XXX	XXX	XXX	XXX							0	0
7. 2014.....	XXX	XXX	XXX	XXX	XXX						0	0
8. 2015.....	XXX	XXX	XXX	XXX	XXX	XXX					0	0
9. 2016.....	XXX	XXX	XXX	XXX	XXX	XXX	XXX				0	0
10. 2017.....	XXX	XXX	XXX	XXX	XXX	XXX	XXX	XXX			0	XXX
11. 2018.....	XXX	XXX	XXX	XXX	XXX	XXX	XXX	XXX	XXX		XXX	XXX
12. Totals											0	0

SCHEDULE P - PART 2O - REINSURANCE

NONPROPORTIONAL ASSUMED LIABILITY

1. Prior.....	3,575	2,378	1,577	1,576	2,263	1,869	1,402	1,402	1,402	1,402	0	0
2. 2009.....											0	0
3. 2010.....	XXX										0	0
4. 2011.....	XXX	XXX									0	0
5. 2012.....	XXX	XXX	XXX								0	0
6. 2013.....	XXX	XXX	XXX	XXX							0	0
7. 2014.....	XXX	XXX	XXX	XXX	XXX						0	0
8. 2015.....	XXX	XXX	XXX	XXX	XXX	XXX					0	0
9. 2016.....	XXX	XXX	XXX	XXX	XXX	XXX	XXX				0	0
10. 2017.....	XXX	XXX	XXX	XXX	XXX	XXX	XXX	XXX			0	XXX
11. 2018.....	XXX	XXX	XXX	XXX	XXX	XXX	XXX	XXX	XXX		XXX	XXX
12. Totals											0	0

SCHEDULE P - PART 2P - REINSURANCE

NONPROPORTIONAL ASSUMED FINANCIAL LINES

1. Prior.....											0	0
2. 2009.....											0	0
3. 2010.....	XXX										0	0
4. 2011.....	XXX	XXX									0	0
5. 2012.....	XXX	XXX	XXX								0	0
6. 2013.....	XXX	XXX	XXX	XXX							0	0
7. 2014.....	XXX	XXX	XXX	XXX	XXX						0	0
8. 2015.....	XXX	XXX	XXX	XXX	XXX	XXX					0	0
9. 2016.....	XXX	XXX	XXX	XXX	XXX	XXX	XXX				0	0
10. 2017.....	XXX	XXX	XXX	XXX	XXX	XXX	XXX	XXX			0	XXX
11. 2018.....	XXX	XXX	XXX	XXX	XXX	XXX	XXX	XXX	XXX		XXX	XXX
12. Totals											0	0

NONE

SCHEDULE P - PART 2R - SECTION 1 - PRODUCTS LIABILITY - OCCURRENCE

Years in Which Losses Were Incurred	Incurred Net Losses and Defense and Cost Containment Expenses Reported at Year End (\$000 omitted)										Development	
	1 2009	2 2010	3 2011	4 2012	5 2013	6 2014	7 2015	8 2016	9 2017	10 2018	11 One Year	12 Two Year
1. Prior.....											.0	.0
2. 2009.....											.0	.0
3. 2010.....	.XXX										.0	.0
4. 2011.....	.XXX	.XXX									.0	.0
5. 2012.....	.XXX	.XXX	.XXX								.0	.0
6. 2013.....	.XXX	.XXX	.XXX	.XXX							.0	.0
7. 2014.....	.XXX	.XXX	.XXX	.XXX	.XXX						.0	.0
8. 2015.....	.XXX	.XXX	.XXX	.XXX	.XXX	.XXX					.0	.0
9. 2016.....	.XXX	.XXX	.XXX	.XXX	.XXX	.XXX	.XXX				.0	.0
10. 2017.....	.XXX	.XXX	.XXX	.XXX	.XXX	.XXX	.XXX	.XXX			.0	.XXX
11. 2018.....	.XXX	.XXX	.XXX	.XXX	.XXX	.XXX	.XXX	.XXX	.XXX		.XXX	.XXX
12. Totals										.0	.0	

SCHEDULE P - PART 2R - SECTION 2 - PRODUCTS LIABILITY - CLAIMS-MADE

1. Prior.....											.0	.0
2. 2009.....											.0	.0
3. 2010.....	.XXX										.0	.0
4. 2011.....	.XXX	.XXX									.0	.0
5. 2012.....	.XXX	.XXX	.XXX								.0	.0
6. 2013.....	.XXX	.XXX	.XXX	.XXX							.0	.0
7. 2014.....	.XXX	.XXX	.XXX	.XXX	.XXX						.0	.0
8. 2015.....	.XXX	.XXX	.XXX	.XXX	.XXX	.XXX					.0	.0
9. 2016.....	.XXX	.XXX	.XXX	.XXX	.XXX	.XXX	.XXX				.0	.0
10. 2017.....	.XXX	.XXX	.XXX	.XXX	.XXX	.XXX	.XXX	.XXX			.0	.XXX
11. 2018.....	.XXX	.XXX	.XXX	.XXX	.XXX	.XXX	.XXX	.XXX	.XXX		.XXX	.XXX
12. Totals										.0	.0	

SCHEDULE P - PART 2S - FINANCIAL GUARANTY/MORTGAGE GUARANTY

1. Prior.....	.XXX	.XXX	.XXX	.XXX	.XXX	.XXX					.0	.0
2. 2017.....	.XXX	.XXX	.XXX	.XXX	.XXX	.XXX	.XXX				.0	.XXX
3. 2018.....	.XXX	.XXX	.XXX	.XXX	.XXX	.XXX	.XXX	.XXX			.XXX	.XXX
4. Totals										.0	.0	

SCHEDULE P - PART 2T - WARRANTY

1. Prior.....	.XXX	.XXX	.XXX	.XXX	.XXX	.XXX					.0	.0
2. 2017.....	.XXX	.XXX	.XXX	.XXX	.XXX	.XXX	.XXX				.0	.XXX
3. 2018.....	.XXX	.XXX	.XXX	.XXX	.XXX	.XXX	.XXX	.XXX			.XXX	.XXX
4. Totals										.0	.0	

SCHEDULE P - PART 3A - HOMEOWNERS/FARMOWNERS

Years in Which Losses Were Incurred	Cumulative Paid Net Losses and Defense and Cost Containment Expenses Reported at Year End (\$000 omitted)										11 Number of Claims Closed With Loss Payment	12 Number of Claims Closed Without Loss Payment
	1 2009	2 2010	3 2011	4 2012	5 2013	6 2014	7 2015	8 2016	9 2017	10 2018		
1. Prior.....	.000.....	32.....	75.....	94.....	111.....	129.....	145.....	298.....	298.....	298.....	38,156.....	12,567.....
2. 2009.....											9,675.....	3,147.....
3. 2010.....	XXX.....										10,803.....	3,203.....
4. 2011.....	XXX.....	XXX.....									18,464.....	6,067.....
5. 2012.....	XXX.....	XXX.....	XXX.....								15,799.....	4,901.....
6. 2013.....	XXX.....	XXX.....	XXX.....	XXX.....							9,228.....	3,233.....
7. 2014.....	XXX.....	XXX.....	XXX.....	XXX.....	XXX.....						10,896.....	3,986.....
8. 2015.....	XXX.....	XXX.....	XXX.....	XXX.....	XXX.....	XXX.....					10,281.....	3,410.....
9. 2016.....	XXX.....	XXX.....	XXX.....	XXX.....	XXX.....	XXX.....	XXX.....				8,511.....	3,278.....
10. 2017.....	XXX.....	XXX.....	XXX.....	XXX.....	XXX.....	XXX.....	XXX.....	XXX.....			9,686.....	3,767.....
11. 2018.....	XXX.....	XXX.....	XXX.....	XXX.....	XXX.....	XXX.....	XXX.....	XXX.....	XXX.....		9,215.....	3,769.....

SCHEDULE P - PART 3B - PRIVATE PASSENGER AUTO LIABILITY/MEDICAL

1. Prior.....	.000.....	227.....	371.....	469.....	538.....	678.....	795.....	2,003.....	2,003.....	2,003.....	110,717.....	34,319.....
2. 2009.....											27,999.....	9,383.....
3. 2010.....	XXX.....										29,096.....	10,626.....
4. 2011.....	XXX.....	XXX.....									29,763.....	11,489.....
5. 2012.....	XXX.....	XXX.....	XXX.....								30,109.....	11,108.....
6. 2013.....	XXX.....	XXX.....	XXX.....	XXX.....							30,596.....	12,129.....
7. 2014.....	XXX.....	XXX.....	XXX.....	XXX.....	XXX.....						31,454.....	12,560.....
8. 2015.....	XXX.....	XXX.....	XXX.....	XXX.....	XXX.....	XXX.....					34,502.....	12,936.....
9. 2016.....	XXX.....	XXX.....	XXX.....	XXX.....	XXX.....	XXX.....	XXX.....				34,344.....	13,714.....
10. 2017.....	XXX.....	XXX.....	XXX.....	XXX.....	XXX.....	XXX.....	XXX.....	XXX.....			30,498.....	11,501.....
11. 2018.....	XXX.....	XXX.....	XXX.....	XXX.....	XXX.....	XXX.....	XXX.....	XXX.....	XXX.....		21,485.....	8,675.....

SCHEDULE P - PART 3C - COMMERCIAL AUTO/TRUCK LIABILITY/MEDICAL

1. Prior.....	.000.....											
2. 2009.....												
3. 2010.....	XXX.....											
4. 2011.....	XXX.....	XXX.....										
5. 2012.....	XXX.....	XXX.....	XXX.....									
6. 2013.....	XXX.....	XXX.....	XXX.....	XXX.....								
7. 2014.....	XXX.....	XXX.....	XXX.....	XXX.....	XXX.....							
8. 2015.....	XXX.....	XXX.....	XXX.....	XXX.....	XXX.....	XXX.....						
9. 2016.....	XXX.....	XXX.....	XXX.....	XXX.....	XXX.....	XXX.....	XXX.....					
10. 2017.....	XXX.....	XXX.....	XXX.....	XXX.....	XXX.....	XXX.....	XXX.....	XXX.....				
11. 2018.....	XXX.....	XXX.....	XXX.....	XXX.....	XXX.....	XXX.....	XXX.....	XXX.....	XXX.....			

NONE

SCHEDULE P - PART 3D - WORKERS' COMPENSATION (EXCLUDING EXCESS WORKERS' COMPENSATION)

1. Prior.....	.000.....	294.....	503.....	689.....	932.....	1,835.....	2,189.....	5,298.....	5,298.....	5,298.....	1.....	1.....
2. 2009.....												
3. 2010.....	XXX.....											1.....
4. 2011.....	XXX.....	XXX.....										
5. 2012.....	XXX.....	XXX.....	XXX.....									
6. 2013.....	XXX.....	XXX.....	XXX.....	XXX.....								
7. 2014.....	XXX.....	XXX.....	XXX.....	XXX.....	XXX.....							
8. 2015.....	XXX.....	XXX.....	XXX.....	XXX.....	XXX.....	XXX.....						
9. 2016.....	XXX.....	XXX.....	XXX.....	XXX.....	XXX.....	XXX.....	XXX.....					
10. 2017.....	XXX.....	XXX.....	XXX.....	XXX.....	XXX.....	XXX.....	XXX.....	XXX.....				
11. 2018.....	XXX.....	XXX.....	XXX.....	XXX.....	XXX.....	XXX.....	XXX.....	XXX.....	XXX.....			

SCHEDULE P - PART 3E - COMMERCIAL MULTIPLE PERIL

1. Prior.....	.000.....	294.....	609.....	883.....	1,004.....	1,155.....	1,338.....	2,687.....	2,687.....	2,687.....		
2. 2009.....												
3. 2010.....	XXX.....											
4. 2011.....	XXX.....	XXX.....										
5. 2012.....	XXX.....	XXX.....	XXX.....									
6. 2013.....	XXX.....	XXX.....	XXX.....	XXX.....								
7. 2014.....	XXX.....	XXX.....	XXX.....	XXX.....	XXX.....							
8. 2015.....	XXX.....	XXX.....	XXX.....	XXX.....	XXX.....	XXX.....						
9. 2016.....	XXX.....	XXX.....	XXX.....	XXX.....	XXX.....	XXX.....	XXX.....					
10. 2017.....	XXX.....	XXX.....	XXX.....	XXX.....	XXX.....	XXX.....	XXX.....	XXX.....				
11. 2018.....	XXX.....	XXX.....	XXX.....	XXX.....	XXX.....	XXX.....	XXX.....	XXX.....	XXX.....			

SCHEDULE P - PART 3F - SECTION 1 - MEDICAL PROFESSIONAL LIABILITY - OCCURRENCE

Years in Which Losses Were Incurred	Cumulative Paid Net Losses and Defense and Cost Containment Expenses Reported at Year End (\$000 omitted)										11 Number of Claims Closed With Loss Payment	12 Number of Claims Closed Without Loss Payment
	1 2009	2 2010	3 2011	4 2012	5 2013	6 2014	7 2015	8 2016	9 2017	10 2018		
1. Prior.....	.000.....											
2. 2009.....												
3. 2010.....	.XXX.....											
4. 2011.....	.XXX.....	.XXX.....										
5. 2012.....	.XXX.....	.XXX.....	.XXX.....									
6. 2013.....	.XXX.....	.XXX.....	.XXX.....	.XXX.....								
7. 2014.....	.XXX.....	.XXX.....	.XXX.....	.XXX.....	.XXX.....							
8. 2015.....	.XXX.....	.XXX.....	.XXX.....	.XXX.....	.XXX.....	.XXX.....						
9. 2016.....	.XXX.....	.XXX.....	.XXX.....	.XXX.....	.XXX.....	.XXX.....	.XXX.....					
10. 2017.....	.XXX.....	.XXX.....	.XXX.....	.XXX.....	.XXX.....	.XXX.....	.XXX.....	.XXX.....				
11. 2018.....	.XXX.....	.XXX.....	.XXX.....	.XXX.....	.XXX.....	.XXX.....	.XXX.....	.XXX.....	.XXX.....			

NONE

SCHEDULE P - PART 3F - SECTION 2 - MEDICAL PROFESSIONAL LIABILITY - CLAIMS-MADE

1. Prior.....	.000.....											
2. 2009.....												
3. 2010.....	.XXX.....											
4. 2011.....	.XXX.....	.XXX.....										
5. 2012.....	.XXX.....	.XXX.....	.XXX.....									
6. 2013.....	.XXX.....	.XXX.....	.XXX.....	.XXX.....								
7. 2014.....	.XXX.....	.XXX.....	.XXX.....	.XXX.....	.XXX.....							
8. 2015.....	.XXX.....	.XXX.....	.XXX.....	.XXX.....	.XXX.....	.XXX.....						
9. 2016.....	.XXX.....	.XXX.....	.XXX.....	.XXX.....	.XXX.....	.XXX.....	.XXX.....					
10. 2017.....	.XXX.....	.XXX.....	.XXX.....	.XXX.....	.XXX.....	.XXX.....	.XXX.....	.XXX.....				
11. 2018.....	.XXX.....	.XXX.....	.XXX.....	.XXX.....	.XXX.....	.XXX.....	.XXX.....	.XXX.....	.XXX.....			

NONE

SCHEDULE P - PART 3G - SPECIAL LIABILITY (OCEAN MARINE, AIRCRAFT (ALL PERILS), BOILER AND MACHINERY)

1. Prior.....	.000.....	.66.....	.154.....	.223.....	.259.....	.372.....	.423.....	.786.....	.786.....	.786.....	.XXX.....	.XXX.....
2. 2009.....											.XXX.....	.XXX.....
3. 2010.....	.XXX.....										.XXX.....	.XXX.....
4. 2011.....	.XXX.....	.XXX.....									.XXX.....	.XXX.....
5. 2012.....	.XXX.....	.XXX.....	.XXX.....								.XXX.....	.XXX.....
6. 2013.....	.XXX.....	.XXX.....	.XXX.....	.XXX.....							.XXX.....	.XXX.....
7. 2014.....	.XXX.....	.XXX.....	.XXX.....	.XXX.....	.XXX.....						.XXX.....	.XXX.....
8. 2015.....	.XXX.....	.XXX.....	.XXX.....	.XXX.....	.XXX.....	.XXX.....					.XXX.....	.XXX.....
9. 2016.....	.XXX.....	.XXX.....	.XXX.....	.XXX.....	.XXX.....	.XXX.....	.XXX.....				.XXX.....	.XXX.....
10. 2017.....	.XXX.....	.XXX.....	.XXX.....	.XXX.....	.XXX.....	.XXX.....	.XXX.....	.XXX.....			.XXX.....	.XXX.....
11. 2018.....	.XXX.....	.XXX.....	.XXX.....	.XXX.....	.XXX.....	.XXX.....	.XXX.....	.XXX.....	.XXX.....		.XXX.....	.XXX.....

SCHEDULE P - PART 3H - SECTION 1 - OTHER LIABILITY - OCCURRENCE

1. Prior.....	.000.....	3,046.....	11,921.....	19,593.....	27,913.....	30,204.....	39,668.....	79,918.....	79,918.....	79,918.....	.2.....	.2.....
2. 2009.....												.1.....
3. 2010.....	.XXX.....										.2.....	
4. 2011.....	.XXX.....	.XXX.....										
5. 2012.....	.XXX.....	.XXX.....	.XXX.....								.1.....	
6. 2013.....	.XXX.....	.XXX.....	.XXX.....	.XXX.....								.4.....
7. 2014.....	.XXX.....	.XXX.....	.XXX.....	.XXX.....	.XXX.....							.2.....
8. 2015.....	.XXX.....	.XXX.....	.XXX.....	.XXX.....	.XXX.....	.XXX.....					.4.....	.5.....
9. 2016.....	.XXX.....	.XXX.....	.XXX.....	.XXX.....	.XXX.....	.XXX.....	.XXX.....				.1.....	.2.....
10. 2017.....	.XXX.....	.XXX.....	.XXX.....	.XXX.....	.XXX.....	.XXX.....	.XXX.....	.XXX.....				
11. 2018.....	.XXX.....	.XXX.....	.XXX.....	.XXX.....	.XXX.....	.XXX.....	.XXX.....	.XXX.....	.XXX.....			

SCHEDULE P - PART 3H - SECTION 2 - OTHER LIABILITY - CLAIMS-MADE

1. Prior.....	.000.....											
2. 2009.....												
3. 2010.....	.XXX.....											
4. 2011.....	.XXX.....	.XXX.....										
5. 2012.....	.XXX.....	.XXX.....	.XXX.....									
6. 2013.....	.XXX.....	.XXX.....	.XXX.....	.XXX.....								
7. 2014.....	.XXX.....	.XXX.....	.XXX.....	.XXX.....	.XXX.....							
8. 2015.....	.XXX.....	.XXX.....	.XXX.....	.XXX.....	.XXX.....	.XXX.....						
9. 2016.....	.XXX.....	.XXX.....	.XXX.....	.XXX.....	.XXX.....	.XXX.....	.XXX.....					
10. 2017.....	.XXX.....	.XXX.....	.XXX.....	.XXX.....	.XXX.....	.XXX.....	.XXX.....	.XXX.....				
11. 2018.....	.XXX.....	.XXX.....	.XXX.....	.XXX.....	.XXX.....	.XXX.....	.XXX.....	.XXX.....	.XXX.....			

NONE

SCHEDULE P - PART 3I - SPECIAL PROPERTY (FIRE, ALLIED LINES, INLAND MARINE, EARTHQUAKE, BURGLARY AND THEFT)

Years in Which Losses Were Incurred	Cumulative Paid Net Losses and Defense and Containment Expenses Reported at Year End (\$000 omitted)										11 Number of Claims Closed With Loss Payment	12 Number of Claims Closed Without Loss Payment
	1 2009	2 2010	3 2011	4 2012	5 2013	6 2014	7 2015	8 2016	9 2017	10 2018		
1. Prior.....	XXX	XXX	XXX	XXX	XXX	XXX	XXX	000			XXX	XXX
2. 2017.....	XXX	XXX	XXX	XXX	XXX	XXX	XXX	XXX			XXX	XXX
3. 2018.....	XXX	XXX	XXX	XXX	XXX	XXX	XXX	XXX	XXX		XXX	XXX

SCHEDULE P - PART 3J - AUTO PHYSICAL DAMAGE

1. Prior.....	XXX	XXX	XXX	XXX	XXX	XXX	XXX	000			502,430	82,458
2. 2017.....	XXX	XXX	XXX	XXX	XXX	XXX	XXX	XXX			97,254	15,783
3. 2018.....	XXX	XXX	XXX	XXX	XXX	XXX	XXX	XXX	XXX		101,367	12,699

SCHEDULE P - PART 3K - FIDELITY/SURETY

1. Prior.....	XXX	XXX	XXX	XXX	XXX	XXX	XXX	000			XXX	XXX
2. 2017.....	XXX	XXX	XXX	XXX	XXX	XXX	XXX	XXX			XXX	XXX
3. 2018.....	XXX	XXX	XXX	XXX	XXX	XXX	XXX	XXX	XXX		XXX	XXX

SCHEDULE P - PART 3L - OTHER (INCLUDING CREDIT, ACCIDENT AND HEALTH)

1. Prior.....	XXX	XXX	XXX	XXX	XXX	XXX	XXX	000			XXX	XXX
2. 2017.....	XXX	XXX	XXX	XXX	XXX	XXX	XXX	XXX			XXX	XXX
3. 2018.....	XXX	XXX	XXX	XXX	XXX	XXX	XXX	XXX	XXX		XXX	XXX

SCHEDULE P - PART 3M - INTERNATIONAL

1. Prior.....	000										XXX	XXX
2. 2009.....											XXX	XXX
3. 2010.....	XXX										XXX	XXX
4. 2011.....	XXX	XXX									XXX	XXX
5. 2012.....	XXX	XXX	XXX								XXX	XXX
6. 2013.....	XXX	XXX	XXX	XXX							XXX	XXX
7. 2014.....	XXX	XXX	XXX	XXX	XXX						XXX	XXX
8. 2015.....	XXX	XXX	XXX	XXX	XXX	XXX					XXX	XXX
9. 2016.....	XXX	XXX	XXX	XXX	XXX	XXX	XXX				XXX	XXX
10. 2017.....	XXX	XXX	XXX	XXX	XXX	XXX	XXX	XXX			XXX	XXX
11. 2018.....	XXX	XXX	XXX	XXX	XXX	XXX	XXX	XXX	XXX	XXX	XXX	XXX

SCHEDULE P - PART 3N - REINSURANCE

NONPROPORTIONAL ASSUMED PROPERTY

Years in Which Losses Were Incurred	Cumulative Paid Net Losses and Defense and Cost Containment Expenses Reported at Year End (\$000 omitted)										11 Number of Claims Closed With Loss Payment	12 Number of Claims Closed Without Loss Payment
	1 2009	2 2010	3 2011	4 2012	5 2013	6 2014	7 2015	8 2016	9 2017	10 2018		
1. Prior.....	.000.....116666222222	XXX.....	XXX.....
2. 2009.....	XXX.....	XXX.....
3. 2010.....	.XXX.....	XXX.....	XXX.....
4. 2011.....	.XXX.....	.XXX.....	XXX.....	XXX.....
5. 2012.....	.XXX.....	.XXX.....	.XXX.....	XXX.....	XXX.....
6. 2013.....	.XXX.....	.XXX.....	.XXX.....	.XXX.....	XXX.....	XXX.....
7. 2014.....	.XXX.....	.XXX.....	.XXX.....	.XXX.....	.XXX.....	XXX.....	XXX.....
8. 2015.....	.XXX.....	.XXX.....	.XXX.....	.XXX.....	.XXX.....	.XXX.....	XXX.....	XXX.....
9. 2016.....	.XXX.....	.XXX.....	.XXX.....	.XXX.....	.XXX.....	.XXX.....	.XXX.....	XXX.....	XXX.....
10. 2017.....	.XXX.....	.XXX.....	.XXX.....	.XXX.....	.XXX.....	.XXX.....	.XXX.....	.XXX.....	XXX.....	XXX.....
11. 2018.....	.XXX.....	.XXX.....	.XXX.....	.XXX.....	.XXX.....	.XXX.....	.XXX.....	.XXX.....	.XXX.....	XXX.....	XXX.....

SCHEDULE P - PART 3O - REINSURANCE

NONPROPORTIONAL ASSUMED LIABILITY

1. Prior.....	.000.....641013664464955081,4021,4021,402	XXX.....	XXX.....
2. 2009.....	XXX.....	XXX.....
3. 2010.....	.XXX.....	XXX.....	XXX.....
4. 2011.....	.XXX.....	.XXX.....	XXX.....	XXX.....
5. 2012.....	.XXX.....	.XXX.....	.XXX.....	XXX.....	XXX.....
6. 2013.....	.XXX.....	.XXX.....	.XXX.....	.XXX.....	XXX.....	XXX.....
7. 2014.....	.XXX.....	.XXX.....	.XXX.....	.XXX.....	.XXX.....	XXX.....	XXX.....
8. 2015.....	.XXX.....	.XXX.....	.XXX.....	.XXX.....	.XXX.....	.XXX.....	XXX.....	XXX.....
9. 2016.....	.XXX.....	.XXX.....	.XXX.....	.XXX.....	.XXX.....	.XXX.....	.XXX.....	XXX.....	XXX.....
10. 2017.....	.XXX.....	.XXX.....	.XXX.....	.XXX.....	.XXX.....	.XXX.....	.XXX.....	.XXX.....	XXX.....	XXX.....
11. 2018.....	.XXX.....	.XXX.....	.XXX.....	.XXX.....	.XXX.....	.XXX.....	.XXX.....	.XXX.....	.XXX.....	XXX.....	XXX.....

SCHEDULE P - PART 3P - REINSURANCE

NONPROPORTIONAL ASSUMED FINANCIAL LINES

1. Prior.....	.000.....	XXX.....	XXX.....
2. 2009.....	XXX.....	XXX.....
3. 2010.....	.XXX.....	XXX.....	XXX.....
4. 2011.....	.XXX.....	.XXX.....	XXX.....	XXX.....
5. 2012.....	.XXX.....	.XXX.....	.XXX.....	XXX.....	XXX.....
6. 2013.....	.XXX.....	.XXX.....	.XXX.....	.XXX.....	XXX.....	XXX.....
7. 2014.....	.XXX.....	.XXX.....	.XXX.....	.XXX.....	.XXX.....	XXX.....	XXX.....
8. 2015.....	.XXX.....	.XXX.....	.XXX.....	.XXX.....	.XXX.....	.XXX.....	XXX.....	XXX.....
9. 2016.....	.XXX.....	.XXX.....	.XXX.....	.XXX.....	.XXX.....	.XXX.....	.XXX.....	XXX.....	XXX.....
10. 2017.....	.XXX.....	.XXX.....	.XXX.....	.XXX.....	.XXX.....	.XXX.....	.XXX.....	.XXX.....	XXX.....	XXX.....
11. 2018.....	.XXX.....	.XXX.....	.XXX.....	.XXX.....	.XXX.....	.XXX.....	.XXX.....	.XXX.....	.XXX.....	XXX.....	XXX.....

NONE

SCHEDULE P - PART 3R-SECTION 1 - PRODUCTS LIABILITY - OCCURRENCE

Years in Which Losses Were Incurred	Cumulative Paid Net Losses and Defense and Cost Containment Expenses Reported at Year End (\$000 omitted)										11 Number of Claims Closed With Loss Payment	12 Number of Claims Closed Without Loss Payment
	1 2009	2 2010	3 2011	4 2012	5 2013	6 2014	7 2015	8 2016	9 2017	10 2018		
1. Prior.....	.000.....											
2. 2009.....												
3. 2010.....	.XXX.....											
4. 2011.....	.XXX.....	.XXX.....										
5. 2012.....	.XXX.....	.XXX.....	.XXX.....									
6. 2013.....	.XXX.....	.XXX.....	.XXX.....	.XXX.....								
7. 2014.....	.XXX.....	.XXX.....	.XXX.....	.XXX.....	.XXX.....							
8. 2015.....	.XXX.....	.XXX.....	.XXX.....	.XXX.....	.XXX.....	.XXX.....						
9. 2016.....	.XXX.....	.XXX.....	.XXX.....	.XXX.....	.XXX.....	.XXX.....	.XXX.....					
10. 2017.....	.XXX.....	.XXX.....	.XXX.....	.XXX.....	.XXX.....	.XXX.....	.XXX.....	.XXX.....				
11. 2018.....	.XXX.....	.XXX.....	.XXX.....	.XXX.....	.XXX.....	.XXX.....	.XXX.....	.XXX.....	.XXX.....			

NONE

SCHEDULE P - PART 3R-SECTION 2 - PRODUCTS LIABILITY- CLAIMS-MADE

1. Prior.....	.000.....											
2. 2009.....												
3. 2010.....	.XXX.....											
4. 2011.....	.XXX.....	.XXX.....										
5. 2012.....	.XXX.....	.XXX.....	.XXX.....									
6. 2013.....	.XXX.....	.XXX.....	.XXX.....	.XXX.....								
7. 2014.....	.XXX.....	.XXX.....	.XXX.....	.XXX.....	.XXX.....							
8. 2015.....	.XXX.....	.XXX.....	.XXX.....	.XXX.....	.XXX.....	.XXX.....						
9. 2016.....	.XXX.....	.XXX.....	.XXX.....	.XXX.....	.XXX.....	.XXX.....	.XXX.....					
10. 2017.....	.XXX.....	.XXX.....	.XXX.....	.XXX.....	.XXX.....	.XXX.....	.XXX.....	.XXX.....				
11. 2018.....	.XXX.....	.XXX.....	.XXX.....	.XXX.....	.XXX.....	.XXX.....	.XXX.....	.XXX.....	.XXX.....			

NONE

SCHEDULE P - PART 3S - FINANCIAL GUARANTY/MORTGAGE GUARANTY

1. Prior.....	.XXX.....	.XXX.....	.XXX.....	.XXX.....	.XXX.....	.XXX.....	.XXX.....	.XXX.....	.XXX.....	.XXX.....	.XXX.....	.XXX.....
2. 2017.....	.XXX.....	.XXX.....	.XXX.....	.XXX.....	.XXX.....	.XXX.....	.XXX.....	.XXX.....	.XXX.....	.XXX.....	.XXX.....	.XXX.....
3. 2018.....	.XXX.....	.XXX.....	.XXX.....	.XXX.....	.XXX.....	.XXX.....	.XXX.....	.XXX.....	.XXX.....	.XXX.....	.XXX.....	.XXX.....

NONE

SCHEDULE P - PART 3T - WARRANTY

1. Prior.....	.XXX.....	.XXX.....	.XXX.....	.XXX.....	.XXX.....	.XXX.....	.XXX.....	.XXX.....	.XXX.....	.XXX.....	.XXX.....	.XXX.....
2. 2017.....	.XXX.....	.XXX.....	.XXX.....	.XXX.....	.XXX.....	.XXX.....	.XXX.....	.XXX.....	.XXX.....	.XXX.....	.XXX.....	.XXX.....
3. 2018.....	.XXX.....	.XXX.....	.XXX.....	.XXX.....	.XXX.....	.XXX.....	.XXX.....	.XXX.....	.XXX.....	.XXX.....	.XXX.....	.XXX.....

NONE

SCHEDULE P - PART 4A - HOMEOWNERS/FARMOWNERS

Bulk and IBNR Reserves on Net Losses and Defense and Cost Containment Expenses Reported at Year End (\$000 omitted)

Years in Which Losses Were Incurred	1	2	3	4	5	6	7	8	9	10
	2009	2010	2011	2012	2013	2014	2015	2016	2017	2018
1. Prior.....	6									
2. 2009.....										
3. 2010.....	XXX									
4. 2011.....	XXX	XXX								
5. 2012.....	XXX	XXX	XXX							
6. 2013.....	XXX	XXX	XXX	XXX						
7. 2014.....	XXX	XXX	XXX	XXX	XXX					
8. 2015.....	XXX	XXX	XXX	XXX	XXX	XXX				
9. 2016.....	XXX	XXX	XXX	XXX	XXX	XXX	XXX			
10. 2017.....	XXX	XXX	XXX	XXX	XXX	XXX	XXX	XXX		
11. 2018.....	XXX	XXX	XXX	XXX	XXX	XXX	XXX	XXX	XXX	XXX

SCHEDULE P - PART 4B - PRIVATE PASSENGER AUTO LIABILITY/MEDICAL

1. Prior.....										
2. 2009.....										
3. 2010.....	XXX									
4. 2011.....	XXX	XXX								
5. 2012.....	XXX	XXX	XXX							
6. 2013.....	XXX	XXX	XXX	XXX						
7. 2014.....	XXX	XXX	XXX	XXX	XXX					
8. 2015.....	XXX	XXX	XXX	XXX	XXX	XXX				
9. 2016.....	XXX	XXX	XXX	XXX	XXX	XXX	XXX			
10. 2017.....	XXX	XXX	XXX	XXX	XXX	XXX	XXX	XXX		
11. 2018.....	XXX	XXX	XXX	XXX	XXX	XXX	XXX	XXX	XXX	XXX

NONE

SCHEDULE P - PART 4C - COMMERCIAL AUTO/TRUCK LIABILITY/MEDICAL

1. Prior.....										
2. 2009.....										
3. 2010.....	XXX									
4. 2011.....	XXX	XXX								
5. 2012.....	XXX	XXX	XXX							
6. 2013.....	XXX	XXX	XXX	XXX						
7. 2014.....	XXX	XXX	XXX	XXX	XXX					
8. 2015.....	XXX	XXX	XXX	XXX	XXX	XXX				
9. 2016.....	XXX	XXX	XXX	XXX	XXX	XXX	XXX			
10. 2017.....	XXX	XXX	XXX	XXX	XXX	XXX	XXX	XXX		
11. 2018.....	XXX	XXX	XXX	XXX	XXX	XXX	XXX	XXX	XXX	XXX

NONE

**SCHEDULE P - PART 4D - WORKERS' COMPENSATION
(EXCLUDING EXCESS WORKERS' COMPENSATION)**

1. Prior.....	149									
2. 2009.....										
3. 2010.....	XXX									
4. 2011.....	XXX	XXX								
5. 2012.....	XXX	XXX	XXX							
6. 2013.....	XXX	XXX	XXX	XXX						
7. 2014.....	XXX	XXX	XXX	XXX	XXX					
8. 2015.....	XXX	XXX	XXX	XXX	XXX	XXX				
9. 2016.....	XXX	XXX	XXX	XXX	XXX	XXX	XXX			
10. 2017.....	XXX	XXX	XXX	XXX	XXX	XXX	XXX	XXX		
11. 2018.....	XXX	XXX	XXX	XXX	XXX	XXX	XXX	XXX	XXX	XXX

SCHEDULE P - PART 4E - COMMERCIAL MULTIPLE PERIL

1. Prior.....										
2. 2009.....										
3. 2010.....	XXX									
4. 2011.....	XXX	XXX								
5. 2012.....	XXX	XXX	XXX							
6. 2013.....	XXX	XXX	XXX	XXX						
7. 2014.....	XXX	XXX	XXX	XXX	XXX					
8. 2015.....	XXX	XXX	XXX	XXX	XXX	XXX				
9. 2016.....	XXX	XXX	XXX	XXX	XXX	XXX	XXX			
10. 2017.....	XXX	XXX	XXX	XXX	XXX	XXX	XXX	XXX		
11. 2018.....	XXX	XXX	XXX	XXX	XXX	XXX	XXX	XXX	XXX	XXX

NONE

SCHEDULE P - PART 4F - SECTION 1 - MEDICAL PROFESSIONAL LIABILITY - OCCURRENCE

Years in Which Losses Were Incurred	Bulk and IBNR Reserves on Net Losses and Defense and Cost Containment Expenses Reported at Year End (\$000 omitted)									
	1	2	3	4	5	6	7	8	9	10
	2009	2010	2011	2012	2013	2014	2015	2016	2017	2018
1. Prior.....										
2. 2009.....										
3. 2010.....	XXX									
4. 2011.....	XXX	XXX								
5. 2012.....	XXX	XXX	XXX							
6. 2013.....	XXX	XXX	XXX	XXX						
7. 2014.....	XXX	XXX	XXX	XXX	XXX					
8. 2015.....	XXX	XXX	XXX	XXX	XXX	XXX				
9. 2016.....	XXX	XXX	XXX	XXX	XXX	XXX	XXX			
10. 2017.....	XXX	XXX	XXX	XXX	XXX	XXX	XXX	XXX		
11. 2018.....	XXX	XXX	XXX	XXX	XXX	XXX	XXX	XXX	XXX	XXX

NONE

SCHEDULE P - PART 4F - SECTION 2 - MEDICAL PROFESSIONAL LIABILITY - CLAIMS-MADE

1. Prior.....										
2. 2009.....										
3. 2010.....	XXX									
4. 2011.....	XXX	XXX								
5. 2012.....	XXX	XXX	XXX							
6. 2013.....	XXX	XXX	XXX	XXX						
7. 2014.....	XXX	XXX	XXX	XXX	XXX					
8. 2015.....	XXX	XXX	XXX	XXX	XXX	XXX				
9. 2016.....	XXX	XXX	XXX	XXX	XXX	XXX	XXX			
10. 2017.....	XXX	XXX	XXX	XXX	XXX	XXX	XXX	XXX		
11. 2018.....	XXX	XXX	XXX	XXX	XXX	XXX	XXX	XXX	XXX	XXX

NONE

SCHEDULE P - PART 4G - SPECIAL LIABILITY (OCEAN MARINE, AIRCRAFT (ALL PERILS), BOILER AND MACHINERY)

1. Prior.....	17									
2. 2009.....										
3. 2010.....	XXX									
4. 2011.....	XXX	XXX								
5. 2012.....	XXX	XXX	XXX							
6. 2013.....	XXX	XXX	XXX	XXX						
7. 2014.....	XXX	XXX	XXX	XXX	XXX					
8. 2015.....	XXX	XXX	XXX	XXX	XXX	XXX				
9. 2016.....	XXX	XXX	XXX	XXX	XXX	XXX	XXX			
10. 2017.....	XXX	XXX	XXX	XXX	XXX	XXX	XXX	XXX		
11. 2018.....	XXX	XXX	XXX	XXX	XXX	XXX	XXX	XXX	XXX	XXX

SCHEDULE P - PART 4H - SECTION 1 - OTHER LIABILITY - OCCURRENCE

1. Prior.....	33,899	28,196	20,122	20,097	18,663	12,716	2,085			
2. 2009.....										
3. 2010.....	XXX									
4. 2011.....	XXX	XXX								
5. 2012.....	XXX	XXX	XXX							
6. 2013.....	XXX	XXX	XXX	XXX						
7. 2014.....	XXX	XXX	XXX	XXX	XXX					
8. 2015.....	XXX	XXX	XXX	XXX	XXX	XXX				
9. 2016.....	XXX	XXX	XXX	XXX	XXX	XXX	XXX			
10. 2017.....	XXX	XXX	XXX	XXX	XXX	XXX	XXX	XXX		
11. 2018.....	XXX	XXX	XXX	XXX	XXX	XXX	XXX	XXX	XXX	XXX

SCHEDULE P - PART 4H - SECTION 2 - OTHER LIABILITY - CLAIMS-MADE

1. Prior.....										
2. 2009.....										
3. 2010.....	XXX									
4. 2011.....	XXX	XXX								
5. 2012.....	XXX	XXX	XXX							
6. 2013.....	XXX	XXX	XXX	XXX						
7. 2014.....	XXX	XXX	XXX	XXX	XXX					
8. 2015.....	XXX	XXX	XXX	XXX	XXX	XXX				
9. 2016.....	XXX	XXX	XXX	XXX	XXX	XXX	XXX			
10. 2017.....	XXX	XXX	XXX	XXX	XXX	XXX	XXX	XXX		
11. 2018.....	XXX	XXX	XXX	XXX	XXX	XXX	XXX	XXX	XXX	XXX

NONE

SCHEDULE P - PART 4I - SPECIAL PROPERTY (FIRE, ALLIED LINES, INLAND MARINE, EARTHQUAKE, BURGLARY AND THEFT)

Years in Which Losses Were Incurred	Bulk and IBNR Reserves on Net Losses and Defense and Cost Containment Expenses Reported at Year End (\$000 omitted)									
	1	2	3	4	5	6	7	8	9	10
	2009	2010	2011	2012	2013	2014	2015	2016	2017	2018
1. Prior.....	XXX.....	XXX.....	XXX.....	XXX.....	XXX.....	XXX.....	XXX.....	XXX.....	XXX.....	XXX.....
2. 2017.....	XXX.....	XXX.....	XXX.....	XXX.....	XXX.....	XXX.....	XXX.....	XXX.....	XXX.....	XXX.....
3. 2018.....	XXX.....	XXX.....	XXX.....	XXX.....	XXX.....	XXX.....	XXX.....	XXX.....	XXX.....	XXX.....

SCHEDULE P - PART 4J - AUTO PHYSICAL DAMAGE

1. Prior.....	XXX.....	XXX.....	XXX.....	XXX.....	XXX.....	XXX.....	XXX.....	XXX.....	XXX.....	XXX.....
2. 2017.....	XXX.....	XXX.....	XXX.....	XXX.....	XXX.....	XXX.....	XXX.....	XXX.....	XXX.....	XXX.....
3. 2018.....	XXX.....	XXX.....	XXX.....	XXX.....	XXX.....	XXX.....	XXX.....	XXX.....	XXX.....	XXX.....

SCHEDULE P - PART 4K - FIDELITY/SURETY

1. Prior.....	XXX.....	XXX.....	XXX.....	XXX.....	XXX.....	XXX.....	XXX.....	XXX.....	XXX.....	XXX.....
2. 2017.....	XXX.....	XXX.....	XXX.....	XXX.....	XXX.....	XXX.....	XXX.....	XXX.....	XXX.....	XXX.....
3. 2018.....	XXX.....	XXX.....	XXX.....	XXX.....	XXX.....	XXX.....	XXX.....	XXX.....	XXX.....	XXX.....

SCHEDULE P - PART 4L - OTHER (INCLUDING CREDIT, ACCIDENT AND HEALTH)

1. Prior.....	XXX.....	XXX.....	XXX.....	XXX.....	XXX.....	XXX.....	XXX.....	XXX.....	XXX.....	XXX.....
2. 2017.....	XXX.....	XXX.....	XXX.....	XXX.....	XXX.....	XXX.....	XXX.....	XXX.....	XXX.....	XXX.....
3. 2018.....	XXX.....	XXX.....	XXX.....	XXX.....	XXX.....	XXX.....	XXX.....	XXX.....	XXX.....	XXX.....

NONE

SCHEDULE P - PART 4M - INTERNATIONAL

1. Prior.....										
2. 2009.....										
3. 2010.....	XXX.....									
4. 2011.....	XXX.....	XXX.....								
5. 2012.....	XXX.....	XXX.....	XXX.....							
6. 2013.....	XXX.....	XXX.....	XXX.....	XXX.....						
7. 2014.....	XXX.....	XXX.....	XXX.....	XXX.....	XXX.....					
8. 2015.....	XXX.....	XXX.....	XXX.....	XXX.....	XXX.....	XXX.....				
9. 2016.....	XXX.....	XXX.....	XXX.....	XXX.....	XXX.....	XXX.....	XXX.....			
10. 2017.....	XXX.....	XXX.....	XXX.....	XXX.....	XXX.....	XXX.....	XXX.....	XXX.....		
11. 2018.....	XXX.....	XXX.....	XXX.....	XXX.....	XXX.....	XXX.....	XXX.....	XXX.....	XXX.....	

NONE

SCHEDULE P - PART 4N - REINSURANCE

NONPROPORTIONAL ASSUMED PROPERTY

Years in Which Losses Were Incurred	Bulk and IBNR Reserves on Net Losses and Defense and Cost Containment Expenses Reported at Year End (\$000 omitted)									
	1	2	3	4	5	6	7	8	9	10
	2009	2010	2011	2012	2013	2014	2015	2016	2017	2018
1. Prior.....	322									
2. 2009.....										
3. 2010.....	XXX									
4. 2011.....	XXX	XXX								
5. 2012.....	XXX	XXX	XXX							
6. 2013.....	XXX	XXX	XXX	XXX						
7. 2014.....	XXX	XXX	XXX	XXX	XXX					
8. 2015.....	XXX	XXX	XXX	XXX	XXX	XXX				
9. 2016.....	XXX	XXX	XXX	XXX	XXX	XXX	XXX			
10. 2017.....	XXX	XXX	XXX	XXX	XXX	XXX	XXX	XXX		
11. 2018.....	XXX	XXX	XXX	XXX	XXX	XXX	XXX	XXX	XXX	

SCHEDULE P - PART 4O - REINSURANCE

NONPROPORTIONAL ASSUMED LIABILITY

1. Prior.....	2,131	817	383	331	530	281	39			
2. 2009.....										
3. 2010.....	XXX									
4. 2011.....	XXX	XXX								
5. 2012.....	XXX	XXX	XXX							
6. 2013.....	XXX	XXX	XXX	XXX						
7. 2014.....	XXX	XXX	XXX	XXX	XXX					
8. 2015.....	XXX	XXX	XXX	XXX	XXX	XXX				
9. 2016.....	XXX	XXX	XXX	XXX	XXX	XXX	XXX			
10. 2017.....	XXX	XXX	XXX	XXX	XXX	XXX	XXX	XXX		
11. 2018.....	XXX	XXX	XXX	XXX	XXX	XXX	XXX	XXX	XXX	

SCHEDULE P - PART 4P - REINSURANCE

NONPROPORTIONAL ASSUMED FINANCIAL LINES

1. Prior.....										
2. 2009.....										
3. 2010.....	XXX									
4. 2011.....	XXX	XXX								
5. 2012.....	XXX	XXX	XXX	NONE						
6. 2013.....	XXX	XXX	XXX							
7. 2014.....	XXX	XXX	XXX							
8. 2015.....	XXX	XXX	XXX							
9. 2016.....	XXX	XXX	XXX							
10. 2017.....	XXX	XXX	XXX							
11. 2018.....	XXX	XXX	XXX							

SCHEDULE P - PART 4R-SECTION 1 - PRODUCTS LIABILITY - OCCURRENCE

Years in Which Losses Were Incurred	Bulk and IBNR Reserves on Net Losses and Defense and Cost Containment Expenses Reported at Year End (\$000 omitted)									
	1	2	3	4	5	6	7	8	9	10
	2009	2010	2011	2012	2013	2014	2015	2016	2017	2018
1. Prior.....										
2. 2009.....										
3. 2010.....	XXX									
4. 2011.....	XXX	XXX								
5. 2012.....	XXX	XXX	XXX							
6. 2013.....	XXX	XXX	XXX	XXX						
7. 2014.....	XXX	XXX	XXX	XXX	XXX					
8. 2015.....	XXX	XXX	XXX	XXX	XXX	XXX				
9. 2016.....	XXX	XXX	XXX	XXX	XXX	XXX	XXX			
10. 2017.....	XXX	XXX	XXX	XXX	XXX	XXX	XXX	XXX		
11. 2018.....	XXX	XXX	XXX	XXX	XXX	XXX	XXX	XXX	XXX	

NONE

SCHEDULE P - PART 4R-SECTION 2 - PRODUCTS LIABILITY - CLAIMS-MADE

1. Prior.....										
2. 2009.....										
3. 2010.....	XXX									
4. 2011.....	XXX	XXX								
5. 2012.....	XXX	XXX	XXX							
6. 2013.....	XXX	XXX	XXX	XXX						
7. 2014.....	XXX	XXX	XXX	XXX	XXX					
8. 2015.....	XXX	XXX	XXX	XXX	XXX	XXX				
9. 2016.....	XXX	XXX	XXX	XXX	XXX	XXX	XXX			
10. 2017.....	XXX	XXX	XXX	XXX	XXX	XXX	XXX	XXX		
11. 2018.....	XXX	XXX	XXX	XXX	XXX	XXX	XXX	XXX	XXX	

NONE

SCHEDULE P - PART 4S - FINANCIAL GUARANTY/MORTGAGE GUARANTY

1. Prior.....	XXX	XXX	XXX	XXX	XXX	XXX	XXX			
2. 2017.....	XXX	XXX	XXX	XXX	XXX	XXX	XXX	XXX		
3. 2018.....	XXX	XXX	XXX	XXX	XXX	XXX	XXX	XXX	XXX	

NONE

SCHEDULE P - PART 4T - WARRANTY

1. Prior.....	XXX	XXX	XXX	XXX	XXX	XXX	XXX			
2. 2017.....	XXX	XXX	XXX	XXX	XXX	XXX	XXX	XXX		
3. 2018.....	XXX	XXX	XXX	XXX	XXX	XXX	XXX	XXX	XXX	

NONE

SCHEDULE P - PART 5A - HOMEOWNERS/FARMOWNERS

SECTION 1

Years in Which Premiums Were Earned and Losses Were Incurred	Cumulative Number of Claims Closed with Loss Payment Direct and Assumed at Year End									
	1 2009	2 2010	3 2011	4 2012	5 2013	6 2014	7 2015	8 2016	9 2017	10 2018
1. Prior.....	1,711	108	41	21	13	4	5	1	3	
2. 2009.....	8,368	9,561	9,633	9,659	9,667	9,671	9,671	9,673	9,673	9,675
3. 2010.....	XXX	9,059	10,655	10,760	10,785	10,796	10,802	10,802	10,803	10,803
4. 2011.....	XXX	XXX	16,844	18,370	18,438	18,454	18,459	18,462	18,464	18,464
5. 2012.....	XXX	XXX	XXX	14,155	15,705	15,773	15,789	15,794	15,796	15,799
6. 2013.....	XXX	XXX	XXX	XXX	8,185	9,143	9,211	9,224	9,226	9,228
7. 2014.....	XXX	XXX	XXX	XXX	XXX	9,851	10,815	10,866	10,890	10,896
8. 2015.....	XXX	XXX	XXX	XXX	XXX	XXX	9,116	10,195	10,269	10,281
9. 2016.....	XXX	XXX	XXX	XXX	XXX	XXX	XXX	7,636	8,476	8,511
10. 2017.....	XXX	XXX	XXX	XXX	XXX	XXX	XXX	XXX	8,752	9,686
11. 2018.....	XXX	XXX	XXX	XXX	XXX	XXX	XXX	XXX	XXX	9,215

SECTION 2

Years in Which Premiums Were Earned and Losses Were Incurred	Number of Claims Outstanding Direct and Assumed at Year End									
	1 2009	2 2010	3 2011	4 2012	5 2013	6 2014	7 2015	8 2016	9 2017	10 2018
1. Prior.....	135	64	33	21	12	15	6	6	5	4
2. 2009.....	656	76	46	14	7	5	3	1	1	1
3. 2010.....	XXX	891	98	38	18	12	4	4	3	3
4. 2011.....	XXX	XXX	969	68	31	18	11	7	3	4
5. 2012.....	XXX	XXX	XXX	887	57	21	15	1		
6. 2013.....	XXX	XXX	XXX	XXX	666	56	14	5	2	2
7. 2014.....	XXX	XXX	XXX	XXX	XXX	696	65	28	25	15
8. 2015.....	XXX	XXX	XXX	XXX	XXX	XXX	633	66	25	15
9. 2016.....	XXX	XXX	XXX	XXX	XXX	XXX	XXX	560	45	19
10. 2017.....	XXX	XXX	XXX	XXX	XXX	XXX	XXX	XXX	493	56
11. 2018.....	XXX	XXX	XXX	XXX	XXX	XXX	XXX	XXX	XXX	509

SECTION 3

Years in Which Premiums Were Earned and Losses Were Incurred	Cumulative Number of Claims Reported Direct and Assumed at Year End									
	1 2009	2 2010	3 2011	4 2012	5 2013	6 2014	7 2015	8 2016	9 2017	10 2018
1. Prior.....	1,291	70	29	10	3	3	1		2	
2. 2009.....	11,770	12,743	12,810	12,811	12,814	12,818	12,821	12,823	12,823	12,823
3. 2010.....	XXX	12,674	13,892	13,988	14,002	14,010	14,008	14,009	14,009	14,009
4. 2011.....	XXX	XXX	23,293	24,451	24,510	24,524	24,529	24,534	24,534	24,535
5. 2012.....	XXX	XXX	XXX	19,269	20,607	20,682	20,691	20,696	20,699	20,700
6. 2013.....	XXX	XXX	XXX	XXX	11,712	12,398	12,446	12,458	12,460	12,463
7. 2014.....	XXX	XXX	XXX	XXX	XXX	14,131	14,825	14,867	14,896	14,897
8. 2015.....	XXX	XXX	XXX	XXX	XXX	XXX	12,752	13,637	13,691	13,706
9. 2016.....	XXX	XXX	XXX	XXX	XXX	XXX	XXX	11,101	11,774	11,808
10. 2017.....	XXX	XXX	XXX	XXX	XXX	XXX	XXX	XXX	12,661	13,509
11. 2018.....	XXX	XXX	XXX	XXX	XXX	XXX	XXX	XXX	XXX	13,493

SCHEDULE P - PART 5B - PRIVATE PASSENGER AUTO LIABILITY/MEDICAL

SECTION 1

Years in Which Premiums Were Earned and Losses Were Incurred	Cumulative Number of Claims Closed with Loss Payment Direct and Assumed at Year End									
	1 2009	2 2010	3 2011	4 2012	5 2013	6 2014	7 2015	8 2016	9 2017	10 2018
1. Prior.....	8,767	1,866	816	320	157	60	46	13	9	6
2. 2009.....	19,744	26,091	27,219	27,697	27,879	27,949	27,980	27,992	27,996	27,999
3. 2010.....	XXX	20,458	27,185	28,342	28,775	28,977	29,047	29,074	29,086	29,096
4. 2011.....	XXX	XXX	20,890	27,907	29,028	29,424	29,617	29,715	29,744	29,763
5. 2012.....	XXX	XXX	XXX	21,115	28,309	29,380	29,796	30,001	30,074	30,109
6. 2013.....	XXX	XXX	XXX	XXX	21,446	28,770	29,908	30,318	30,528	30,596
7. 2014.....	XXX	XXX	XXX	XXX	XXX	22,259	29,751	30,864	31,264	31,454
8. 2015.....	XXX	XXX	XXX	XXX	XXX	XXX	24,554	32,632	33,901	34,502
9. 2016.....	XXX	XXX	XXX	XXX	XXX	XXX	XXX	24,610	32,988	34,344
10. 2017.....	XXX	XXX	XXX	XXX	XXX	XXX	XXX	XXX	22,464	30,498
11. 2018.....	XXX	XXX	XXX	XXX	XXX	XXX	XXX	XXX	XXX	21,485

SECTION 2

Years in Which Premiums Were Earned and Losses Were Incurred	Number of Claims Outstanding Direct and Assumed at Year End									
	1 2009	2 2010	3 2011	4 2012	5 2013	6 2014	7 2015	8 2016	9 2017	10 2018
1. Prior.....	3,700	1,833	957	594	421	347	294	280	270	266
2. 2009.....	8,263	1,934	863	380	168	90	49	31	27	24
3. 2010.....	XXX	8,653	1,846	840	376	162	77	49	32	25
4. 2011.....	XXX	XXX	8,799	1,843	825	406	198	93	62	42
5. 2012.....	XXX	XXX	XXX	9,002	1,757	790	389	171	96	51
6. 2013.....	XXX	XXX	XXX	XXX	8,954	1,778	785	394	168	93
7. 2014.....	XXX	XXX	XXX	XXX	XXX	9,006	1,708	732	341	141
8. 2015.....	XXX	XXX	XXX	XXX	XXX	XXX	9,837	2,122	1,002	412
9. 2016.....	XXX	XXX	XXX	XXX	XXX	XXX	XXX	9,930	2,070	892
10. 2017.....	XXX	XXX	XXX	XXX	XXX	XXX	XXX	XXX	9,060	1,872
11. 2018.....	XXX	XXX	XXX	XXX	XXX	XXX	XXX	XXX	XXX	8,988

SECTION 3

Years in Which Premiums Were Earned and Losses Were Incurred	Cumulative Number of Claims Reported Direct and Assumed at Year End									
	1 2009	2 2010	3 2011	4 2012	5 2013	6 2014	7 2015	8 2016	9 2017	10 2018
1. Prior.....	2,632	306	83	26	9	6	2	3	2	
2. 2009.....	35,139	37,124	37,318	37,392	37,402	37,405	37,405	37,406	37,406	37,406
3. 2010.....	XXX	37,320	39,392	39,652	39,714	39,737	39,742	39,743	39,743	39,747
4. 2011.....	XXX	XXX	38,924	40,987	41,216	41,272	41,289	41,293	41,293	41,294
5. 2012.....	XXX	XXX	XXX	38,703	40,967	41,187	41,251	41,261	41,267	41,268
6. 2013.....	XXX	XXX	XXX	XXX	40,215	42,485	42,746	42,795	42,814	42,818
7. 2014.....	XXX	XXX	XXX	XXX	XXX	41,333	43,851	44,060	44,141	44,155
8. 2015.....	XXX	XXX	XXX	XXX	XXX	XXX	44,954	47,509	47,766	47,850
9. 2016.....	XXX	XXX	XXX	XXX	XXX	XXX	XXX	45,792	48,652	48,950
10. 2017.....	XXX	XXX	XXX	XXX	XXX	XXX	XXX	XXX	40,808	43,871
11. 2018.....	XXX	XXX	XXX	XXX	XXX	XXX	XXX	XXX	XXX	39,148

SCHEDULE P - PART 5C - COMMERCIAL AUTO/TRUCK LIABILITY/MEDICAL

SECTION 1

Years in Which Premiums Were Earned and Losses Were Incurred	Cumulative Number of Claims Closed with Loss Payment Direct and Assumed at Year End									
	1 2009	2 2010	3 2011	4 2012	5 2013	6 2014	7 2015	8 2016	9 2017	10 2018
1. Prior.....										
2. 2009.....										
3. 2010.....	XXX									
4. 2011.....	XXX	XXX								
5. 2012.....	XXX	XXX	XXX							
6. 2013.....	XXX	XXX	XXX	XXX						
7. 2014.....	XXX	XXX	XXX	XXX	XXX					
8. 2015.....	XXX	XXX	XXX	XXX	XXX	XXX				
9. 2016.....	XXX	XXX	XXX	XXX	XXX	XXX	XXX			
10. 2017.....	XXX	XXX	XXX	XXX	XXX	XXX	XXX	XXX		
11. 2018.....	XXX	XXX	XXX	XXX	XXX	XXX	XXX	XXX	XXX	

SECTION 2

Years in Which Premiums Were Earned and Losses Were Incurred	Number of Claims Outstanding Direct and Assumed at Year End									
	1 2009	2 2010	3 2011	4 2012	5 2013	6 2014	7 2015	8 2016	9 2017	10 2018
1. Prior.....										
2. 2009.....										
3. 2010.....	XXX									
4. 2011.....	XXX	XXX								
5. 2012.....	XXX	XXX	XXX							
6. 2013.....	XXX	XXX	XXX	XXX						
7. 2014.....	XXX	XXX	XXX	XXX	XXX					
8. 2015.....	XXX	XXX	XXX	XXX	XXX	XXX				
9. 2016.....	XXX	XXX	XXX	XXX	XXX	XXX	XXX			
10. 2017.....	XXX	XXX	XXX	XXX	XXX	XXX	XXX	XXX		
11. 2018.....	XXX	XXX	XXX	XXX	XXX	XXX	XXX	XXX	XXX	

SECTION 3

Years in Which Premiums Were Earned and Losses Were Incurred	Cumulative Number of Claims Reported Direct and Assumed at Year End									
	1 2009	2 2010	3 2011	4 2012	5 2013	6 2014	7 2015	8 2016	9 2017	10 2018
1. Prior.....										
2. 2009.....										
3. 2010.....	XXX									
4. 2011.....	XXX	XXX								
5. 2012.....	XXX	XXX	XXX							
6. 2013.....	XXX	XXX	XXX	XXX						
7. 2014.....	XXX	XXX	XXX	XXX	XXX					
8. 2015.....	XXX	XXX	XXX	XXX	XXX	XXX				
9. 2016.....	XXX	XXX	XXX	XXX	XXX	XXX	XXX			
10. 2017.....	XXX	XXX	XXX	XXX	XXX	XXX	XXX	XXX		
11. 2018.....	XXX	XXX	XXX	XXX	XXX	XXX	XXX	XXX	XXX	

**SCHEDULE P - PART 5D - WORKERS' COMPENSATION
(EXCLUDING EXCESS WORKERS' COMPENSATION)**

SECTION 1

Years in Which Premiums Were Earned and Losses Were Incurred	Cumulative Number of Claims Closed with Loss Payment Direct and Assumed at Year End									
	1 2009	2 2010	3 2011	4 2012	5 2013	6 2014	7 2015	8 2016	9 2017	10 2018
1. Prior.....										
2. 2009.....										
3. 2010.....	XXX									
4. 2011.....	XXX	XXX								
5. 2012.....	XXX	XXX	XXX							
6. 2013.....	XXX	XXX	XXX	XXX						
7. 2014.....	XXX	XXX	XXX	XXX	XXX					
8. 2015.....	XXX	XXX	XXX	XXX	XXX	XXX				
9. 2016.....	XXX	XXX	XXX	XXX	XXX	XXX	XXX			
10. 2017.....	XXX	XXX	XXX	XXX	XXX	XXX	XXX	XXX		
11. 2018.....	XXX	XXX	XXX	XXX	XXX	XXX	XXX	XXX	XXX	

NONE

SECTION 2

Years in Which Premiums Were Earned and Losses Were Incurred	Number of Claims Outstanding Direct and Assumed at Year End									
	1 2009	2 2010	3 2011	4 2012	5 2013	6 2014	7 2015	8 2016	9 2017	10 2018
1. Prior.....	2	1								
2. 2009.....										
3. 2010.....	XXX	1	1	1						
4. 2011.....	XXX	XXX								
5. 2012.....	XXX	XXX	XXX							
6. 2013.....	XXX	XXX	XXX	XXX	1	1				
7. 2014.....	XXX	XXX	XXX	XXX	XXX					
8. 2015.....	XXX	XXX	XXX	XXX	XXX	XXX				
9. 2016.....	XXX	XXX	XXX	XXX	XXX	XXX	XXX			
10. 2017.....	XXX	XXX	XXX	XXX	XXX	XXX	XXX	XXX		
11. 2018.....	XXX	XXX	XXX	XXX	XXX	XXX	XXX	XXX	XXX	

SECTION 3

Years in Which Premiums Were Earned and Losses Were Incurred	Cumulative Number of Claims Reported Direct and Assumed at Year End									
	1 2009	2 2010	3 2011	4 2012	5 2013	6 2014	7 2015	8 2016	9 2017	10 2018
1. Prior.....	1		(1)							
2. 2009.....										
3. 2010.....	XXX	1	1	1	1	1	1	1	1	1
4. 2011.....	XXX	XXX								
5. 2012.....	XXX	XXX	XXX							
6. 2013.....	XXX	XXX	XXX	XXX	1	1				
7. 2014.....	XXX	XXX	XXX	XXX	XXX					
8. 2015.....	XXX	XXX	XXX	XXX	XXX	XXX				
9. 2016.....	XXX	XXX	XXX	XXX	XXX	XXX	XXX			
10. 2017.....	XXX	XXX	XXX	XXX	XXX	XXX	XXX	XXX		
11. 2018.....	XXX	XXX	XXX	XXX	XXX	XXX	XXX	XXX	XXX	

Sch. P - Pt. 5E - Sn. 1
NONE

Sch. P - Pt. 5E - Sn. 2
NONE

Sch. P - Pt. 5E - Sn. 3
NONE

Sch. P - Pt. 5F - Sn. 1A
NONE

Sch. P - Pt. 5F - Sn. 2A
NONE

Sch. P - Pt. 5F - Sn. 3A
NONE

Sch. P - Pt. 5F - Sn. 1B
NONE

Sch. P - Pt. 5F - Sn. 2B
NONE

Sch. P - Pt. 5F - Sn. 3B
NONE

SCHEDULE P - PART 5H - OTHER LIABILITY - OCCURRENCE

SECTION 1A

Years in Which Premiums Were Earned and Losses Were Incurred	Cumulative Number of Claims Closed with Loss Payment Direct and Assumed at Year End									
	1 2009	2 2010	3 2011	4 2012	5 2013	6 2014	7 2015	8 2016	9 2017	10 2018
1. Prior.....					1					
2. 2009.....										
3. 2010.....	XXX		1	1	1	2	2	2	2	2
4. 2011.....	XXX	XXX								
5. 2012.....	XXX	XXX	XXX			1	1	1	1	1
6. 2013.....	XXX	XXX	XXX	XXX						
7. 2014.....	XXX	XXX	XXX	XXX	XXX					
8. 2015.....	XXX	XXX	XXX	XXX	XXX	XXX			1	4
9. 2016.....	XXX	XXX	XXX	XXX	XXX	XXX	XXX			1
10. 2017.....	XXX	XXX	XXX	XXX	XXX	XXX	XXX	XXX		
11. 2018.....	XXX	XXX	XXX	XXX	XXX	XXX	XXX	XXX	XXX	

SECTION 2A

Years in Which Premiums Were Earned and Losses Were Incurred	Number of Claims Outstanding Direct and Assumed at Year End									
	1 2009	2 2010	3 2011	4 2012	5 2013	6 2014	7 2015	8 2016	9 2017	10 2018
1. Prior.....			1	1						
2. 2009.....		1	1							
3. 2010.....	XXX	2	1	1	1					
4. 2011.....	XXX	XXX							1	1
5. 2012.....	XXX	XXX	XXX		1					
6. 2013.....	XXX	XXX	XXX	XXX	1	1	2	2	1	
7. 2014.....	XXX	XXX	XXX	XXX	XXX			1	2	1
8. 2015.....	XXX	XXX	XXX	XXX	XXX	XXX	1	1	3	4
9. 2016.....	XXX	XXX	XXX	XXX	XXX	XXX	XXX	1	5	4
10. 2017.....	XXX	XXX	XXX	XXX	XXX	XXX	XXX	XXX	1	3
11. 2018.....	XXX	XXX	XXX	XXX	XXX	XXX	XXX	XXX	XXX	2

SECTION 3A

Years in Which Premiums Were Earned and Losses Were Incurred	Cumulative Number of Claims Reported Direct and Assumed at Year End									
	1 2009	2 2010	3 2011	4 2012	5 2013	6 2014	7 2015	8 2016	9 2017	10 2018
1. Prior.....		1	1							
2. 2009.....		1	1	1	1	1	1	1	1	1
3. 2010.....	XXX	2	2	2	2	2	2	2	2	2
4. 2011.....	XXX	XXX							1	1
5. 2012.....	XXX	XXX	XXX		1	1	1	1	1	1
6. 2013.....	XXX	XXX	XXX	XXX	1	1	3	4	4	4
7. 2014.....	XXX	XXX	XXX	XXX	XXX			2	3	3
8. 2015.....	XXX	XXX	XXX	XXX	XXX	XXX	3	5	8	13
9. 2016.....	XXX	XXX	XXX	XXX	XXX	XXX	XXX	1	6	7
10. 2017.....	XXX	XXX	XXX	XXX	XXX	XXX	XXX	XXX	1	3
11. 2018.....	XXX	XXX	XXX	XXX	XXX	XXX	XXX	XXX	XXX	2

Sch. P - Pt. 5H - Sn. 1B
NONE

Sch. P - Pt. 5H - Sn. 2B
NONE

Sch. P - Pt. 5H - Sn. 3B
NONE

Sch. P - Pt. 5R - Sn. 1A
NONE

Sch. P - Pt. 5R - Sn. 2A
NONE

Sch. P - Pt. 5R - Sn. 3A
NONE

Sch. P - Pt. 5R - Sn. 1B
NONE

Sch. P - Pt. 5R - Sn. 2B
NONE

Sch. P - Pt. 5R - Sn. 3B
NONE

Sch. P - Pt. 5T - Sn. 1
NONE

Sch. P - Pt. 5T - Sn. 2
NONE

Sch. P - Pt. 5T - Sn. 3
NONE

SCHEDULE P - PART 6C - COMMERCIAL AUTO/TRUCK LIABILITY/MEDICAL

SECTION 1

Years in Which Premiums Were Earned and Losses Were Incurred	Cumulative Premiums Earned Direct and Assumed at Year End (\$000 omitted)										11 Current Year Premiums Earned
	1 2009	2 2010	3 2011	4 2012	5 2013	6 2014	7 2015	8 2016	9 2017	10 2018	
1. Prior.....											.0
2. 2009.....											.0
3. 2010.....	XXX										.0
4. 2011.....	XXX	XXX									.0
5. 2012.....	XXX	XXX	XXX								.0
6. 2013.....	XXX	XXX	XXX	XXX							.0
7. 2014.....	XXX	XXX	XXX	XXX	XXX						.0
8. 2015.....	XXX	XXX	XXX	XXX	XXX	XXX					.0
9. 2016.....	XXX	XXX	XXX	XXX	XXX	XXX	XXX				.0
10. 2017.....	XXX	XXX	XXX	XXX	XXX	XXX	XXX	XXX			.0
11. 2018.....	XXX	XXX	XXX	XXX	XXX	XXX	XXX	XXX	XXX		.0
12. Total.....	XXX	XXX	XXX	XXX	XXX	XXX	XXX	XXX	XXX	XXX	.0
13. Earned Prems.(P-Pt 1)											.XXX

SECTION 2

Years in Which Premiums Were Earned and Losses Were Incurred	Cumulative Premiums Earned Ceded at Year End (\$000 omitted)										11 Current Year Premiums Earned
	1 2009	2 2010	3 2011	4 2012	5 2013	6 2014	7 2015	8 2016	9 2017	10 2018	
1. Prior.....											.0
2. 2009.....											.0
3. 2010.....	XXX										.0
4. 2011.....	XXX	XXX									.0
5. 2012.....	XXX	XXX	XXX								.0
6. 2013.....	XXX	XXX	XXX	XXX							.0
7. 2014.....	XXX	XXX	XXX	XXX	XXX						.0
8. 2015.....	XXX	XXX	XXX	XXX	XXX	XXX					.0
9. 2016.....	XXX	XXX	XXX	XXX	XXX	XXX	XXX				.0
10. 2017.....	XXX	XXX	XXX	XXX	XXX	XXX	XXX	XXX			.0
11. 2018.....	XXX	XXX	XXX	XXX	XXX	XXX	XXX	XXX	XXX		.0
12. Total.....	XXX	XXX	XXX	XXX	XXX	XXX	XXX	XXX	XXX	XXX	.0
13. Earned Prems.(P-Pt 1)											.XXX

**SCHEDULE P - PART 6D - WORKERS' COMPENSATION
(EXCLUDING EXCESS WORKERS' COMPENSATION)**

SECTION 1

Years in Which Premiums Were Earned and Losses Were Incurred	Cumulative Premiums Earned Direct and Assumed at Year End (\$000 omitted)										11 Current Year Premiums Earned
	1 2009	2 2010	3 2011	4 2012	5 2013	6 2014	7 2015	8 2016	9 2017	10 2018	
1. Prior.....	.20	(.0)			(.0)						.0
2. 2009.....	.21	.43	.43	.43	.43	.43	.43	.43	.43	.43	.43
3. 2010.....	XXX	.20	.42	.42	.42	.42	.42	.42	.42	.42	.42
4. 2011.....	XXX	XXX	.21	.44	.44	.44	.44	.44	.44	.44	.44
5. 2012.....	XXX	XXX	XXX	.21	.44	.44	.44	.44	.44	.44	.44
6. 2013.....	XXX	XXX	XXX	XXX	.22	.45	.45	.45	.45	.45	.45
7. 2014.....	XXX	XXX	XXX	XXX	XXX	.22	.34	.34	.34	.34	.34
8. 2015.....	XXX	XXX	XXX	XXX	XXX	XXX	.12	.12	.12	.12	.12
9. 2016.....	XXX	XXX	XXX	XXX	XXX	XXX	XXX				.0
10. 2017.....	XXX	XXX	XXX	XXX	XXX	XXX	XXX	XXX			.0
11. 2018.....	XXX	XXX	XXX	XXX	XXX	XXX	XXX	XXX	XXX		.0
12. Total.....	XXX	XXX	XXX	XXX	XXX	XXX	XXX	XXX	XXX	XXX	.0
13. Earned Prems.(P-Pt 1)	.40	.42	.43	.44	.44	.45	.24				.XXX

SECTION 2

Years in Which Premiums Were Earned and Losses Were Incurred	Cumulative Premiums Earned Ceded at Year End (\$000 omitted)										11 Current Year Premiums Earned
	1 2009	2 2010	3 2011	4 2012	5 2013	6 2014	7 2015	8 2016	9 2017	10 2018	
1. Prior.....	.20	(.0)			(.0)						.0
2. 2009.....	.21	.43	.43	.43	.43	.43	.43	.43	.43	.43	.43
3. 2010.....	XXX	.20	.42	.42	.42	.42	.42	.42	.42	.42	.42
4. 2011.....	XXX	XXX	.21	.44	.44	.44	.44	.44	.44	.44	.44
5. 2012.....	XXX	XXX	XXX	.21	.44	.44	.44	.44	.44	.44	.44
6. 2013.....	XXX	XXX	XXX	XXX	.22	.45	.45	.45	.45	.45	.45
7. 2014.....	XXX	XXX	XXX	XXX	XXX	.22	.34	.34	.34	.34	.34
8. 2015.....	XXX	XXX	XXX	XXX	XXX	XXX	.12	.12	.12	.12	.12
9. 2016.....	XXX	XXX	XXX	XXX	XXX	XXX	XXX				.0
10. 2017.....	XXX	XXX	XXX	XXX	XXX	XXX	XXX	XXX			.0
11. 2018.....	XXX	XXX	XXX	XXX	XXX	XXX	XXX	XXX	XXX		.0
12. Total.....	XXX	XXX	XXX	XXX	XXX	XXX	XXX	XXX	XXX	XXX	.0
13. Earned Prems.(P-Pt 1)	.40	.42	.43	.44	.44	.45	.24				.XXX

SCHEDULE P - PART 6E - COMMERCIAL MULTIPLE PERIL

SECTION 1

Years in Which Premiums Were Earned and Losses Were Incurred	Cumulative Premiums Earned Direct and Assumed at Year End (\$000 omitted)										11 Current Year Premiums Earned	
	1 2009	2 2010	3 2011	4 2012	5 2013	6 2014	7 2015	8 2016	9 2017	10 2018		
1. Prior.....			1								.0	
2. 2009.....											.0	
3. 2010.....	XXX										.0	
4. 2011.....	XXX	XXX									.0	
5. 2012.....	XXX	XXX	XXX								.0	
6. 2013.....	XXX	XXX	XXX	XXX							.0	
7. 2014.....	XXX	XXX	XXX	XXX	XXX						.0	
8. 2015.....	XXX	XXX	XXX	XXX	XXX	XXX					.0	
9. 2016.....	XXX	XXX	XXX	XXX	XXX	XXX	XXX				.0	
10. 2017.....	XXX	XXX	XXX	XXX	XXX	XXX	XXX	XXX			.0	
11. 2018.....	XXX	XXX	XXX	XXX	XXX	XXX	XXX	XXX	XXX		.0	
12. Total.....	XXX	XXX	XXX	XXX	XXX	XXX	XXX	XXX	XXX	XXX	.0	
13. Earned Prems.(P-Pt 1)			1								.XXX	

SECTION 2

Years in Which Premiums Were Earned and Losses Were Incurred	Cumulative Premiums Earned Ceded at Year End (\$000 omitted)										11 Current Year Premiums Earned	
	1 2009	2 2010	3 2011	4 2012	5 2013	6 2014	7 2015	8 2016	9 2017	10 2018		
1. Prior.....			1								.0	
2. 2009.....											.0	
3. 2010.....	XXX										.0	
4. 2011.....	XXX	XXX									.0	
5. 2012.....	XXX	XXX	XXX								.0	
6. 2013.....	XXX	XXX	XXX	XXX							.0	
7. 2014.....	XXX	XXX	XXX	XXX	XXX						.0	
8. 2015.....	XXX	XXX	XXX	XXX	XXX	XXX					.0	
9. 2016.....	XXX	XXX	XXX	XXX	XXX	XXX	XXX				.0	
10. 2017.....	XXX	XXX	XXX	XXX	XXX	XXX	XXX	XXX			.0	
11. 2018.....	XXX	XXX	XXX	XXX	XXX	XXX	XXX	XXX	XXX		.0	
12. Total.....	XXX	XXX	XXX	XXX	XXX	XXX	XXX	XXX	XXX	XXX	.0	
13. Earned Prems.(P-Pt 1)			1								.XXX	

SCHEDULE P - PART 6H - OTHER LIABILITY - OCCURRENCE

SECTION 1A

Years in Which Premiums Were Earned and Losses Were Incurred	Cumulative Premiums Earned Direct and Assumed at Year End (\$000 omitted)										11 Current Year Premiums Earned	
	1 2009	2 2010	3 2011	4 2012	5 2013	6 2014	7 2015	8 2016	9 2017	10 2018		
1. Prior.....	194	7	3	(7)	1	(1)	4	0	1	0	0	
2. 2009.....	222	464	464	464	464	464	464	464	464	464	464	
3. 2010.....	XXX	297	644	644	644	644	644	644	644	643	(1)	
4. 2011.....	XXX	XXX	401	837	837	837	837	837	837	837	837	
5. 2012.....	XXX	XXX	XXX	547	1,135	1,135	1,135	1,134	1,134	1,134	1,134	
6. 2013.....	XXX	XXX	XXX	XXX	770	1,570	1,570	1,569	1,569	1,569	1,569	
7. 2014.....	XXX	XXX	XXX	XXX	XXX	929	1,866	1,865	1,865	1,865	1,865	
8. 2015.....	XXX	XXX	XXX	XXX	XXX	XXX	1,066	2,149	2,149	2,148	(0)	
9. 2016.....	XXX	XXX	XXX	XXX	XXX	XXX	XXX	1,219	2,421	2,420	(1)	
10. 2017.....	XXX	XXX	XXX	XXX	XXX	XXX	XXX	XXX	1,368	2,721	1,353	
11. 2018.....	XXX	XXX	XXX	XXX	XXX	XXX	XXX	XXX	XXX	1,502	1,502	
12. Total.....	XXX	XXX	XXX	XXX	XXX	XXX	XXX	XXX	XXX	XXX	2,853	
13. Earned Prems.(P-Pt 1)	416	546	751	977	1,358	1,728	2,006	2,302	2,570	2,853	.XXX	

SECTION 2A

Years in Which Premiums Were Earned and Losses Were Incurred	Cumulative Premiums Earned Ceded at Year End (\$000 omitted)										11 Current Year Premiums Earned	
	1 2009	2 2010	3 2011	4 2012	5 2013	6 2014	7 2015	8 2016	9 2017	10 2018		
1. Prior.....	194	7	3	(7)	1	(1)	4	0	1	0	0	
2. 2009.....	222	464	464	464	464	464	464	464	464	464	464	
3. 2010.....	XXX	297	644	644	644	644	644	644	644	643	(1)	
4. 2011.....	XXX	XXX	401	837	837	837	837	837	837	837	837	
5. 2012.....	XXX	XXX	XXX	547	1,135	1,135	1,135	1,134	1,134	1,134	1,134	
6. 2013.....	XXX	XXX	XXX	XXX	770	1,570	1,570	1,569	1,569	1,569	1,569	
7. 2014.....	XXX	XXX	XXX	XXX	XXX	929	1,866	1,865	1,865	1,865	1,865	
8. 2015.....	XXX	XXX	XXX	XXX	XXX	XXX	1,066	2,149	2,149	2,148	(0)	
9. 2016.....	XXX	XXX	XXX	XXX	XXX	XXX	XXX	1,219	2,421	2,420	(1)	
10. 2017.....	XXX	XXX	XXX	XXX	XXX	XXX	XXX	XXX	1,368	2,721	1,353	
11. 2018.....	XXX	XXX	XXX	XXX	XXX	XXX	XXX	XXX	XXX	1,502	1,502	
12. Total.....	XXX	XXX	XXX	XXX	XXX	XXX	XXX	XXX	XXX	XXX	2,853	
13. Earned Prems.(P-Pt 1)	416	546	751	977	1,358	1,728	2,006	2,302	2,570	2,853	.XXX	

SCHEDULE P - PART 6H - OTHER LIABILITY - CLAIMS-MADE

SECTION 1B

Years in Which Premiums Were Earned and Losses Were Incurred	Cumulative Premiums Earned Direct and Assumed at Year End (\$000 omitted)										11 Current Year Premiums Earned	
	1 2009	2 2010	3 2011	4 2012	5 2013	6 2014	7 2015	8 2016	9 2017	10 2018		
1. Prior.....											.0	
2. 2009.....											.0	
3. 2010.....	XXX										.0	
4. 2011.....	XXX	XXX									.0	
5. 2012.....	XXX	XXX	XXX								.0	
6. 2013.....	XXX	XXX	XXX	XXX							.0	
7. 2014.....	XXX	XXX	XXX	XXX	XXX						.0	
8. 2015.....	XXX	XXX	XXX	XXX	XXX	XXX					.0	
9. 2016.....	XXX	XXX	XXX	XXX	XXX	XXX	XXX				.0	
10. 2017.....	XXX	XXX	XXX	XXX	XXX	XXX	XXX	XXX			.0	
11. 2018.....	XXX	XXX	XXX	XXX	XXX	XXX	XXX	XXX	XXX		.0	
12. Total.....	XXX	XXX	XXX	XXX	XXX	XXX	XXX	XXX	XXX	XXX	.0	
13. Earned Prems.(P-Pt 1)											.XXX	

SECTION 2B

Years in Which Premiums Were Earned and Losses Were Incurred	Cumulative Premiums Earned Ceded at Year End (\$000 omitted)										11 Current Year Premiums Earned	
	1 2009	2 2010	3 2011	4 2012	5 2013	6 2014	7 2015	8 2016	9 2017	10 2018		
1. Prior.....											.0	
2. 2009.....											.0	
3. 2010.....	XXX										.0	
4. 2011.....	XXX	XXX									.0	
5. 2012.....	XXX	XXX	XXX								.0	
6. 2013.....	XXX	XXX	XXX	XXX							.0	
7. 2014.....	XXX	XXX	XXX	XXX	XXX						.0	
8. 2015.....	XXX	XXX	XXX	XXX	XXX	XXX					.0	
9. 2016.....	XXX	XXX	XXX	XXX	XXX	XXX	XXX				.0	
10. 2017.....	XXX	XXX	XXX	XXX	XXX	XXX	XXX	XXX			.0	
11. 2018.....	XXX	XXX	XXX	XXX	XXX	XXX	XXX	XXX	XXX		.0	
12. Total.....	XXX	XXX	XXX	XXX	XXX	XXX	XXX	XXX	XXX	XXX	.0	
13. Earned Prems.(P-Pt 1)											.XXX	

SCHEDULE P - PART 6M - INTERNATIONAL

SECTION 1

Years in Which Premiums Were Earned and Losses Were Incurred	Cumulative Premiums Earned Direct and Assumed at Year End (\$000 omitted)										11 Current Year Premiums Earned	
	1 2009	2 2010	3 2011	4 2012	5 2013	6 2014	7 2015	8 2016	9 2017	10 2018		
1. Prior.....											.0	
2. 2009.....											.0	
3. 2010.....	XXX										.0	
4. 2011.....	XXX	XXX									.0	
5. 2012.....	XXX	XXX	XXX								.0	
6. 2013.....	XXX	XXX	XXX	XXX							.0	
7. 2014.....	XXX	XXX	XXX	XXX	XXX						.0	
8. 2015.....	XXX	XXX	XXX	XXX	XXX	XXX					.0	
9. 2016.....	XXX	XXX	XXX	XXX	XXX	XXX	XXX				.0	
10. 2017.....	XXX	XXX	XXX	XXX	XXX	XXX	XXX	XXX			.0	
11. 2018.....	XXX	XXX	XXX	XXX	XXX	XXX	XXX	XXX	XXX		.0	
12. Total.....	XXX	XXX	XXX	XXX	XXX	XXX	XXX	XXX	XXX	XXX	.0	
13. Earned Prems.(P-Pt 1)											.XXX	

SECTION 2

Years in Which Premiums Were Earned and Losses Were Incurred	Cumulative Premiums Earned Ceded at Year End (\$000 omitted)										11 Current Year Premiums Earned	
	1 2009	2 2010	3 2011	4 2012	5 2013	6 2014	7 2015	8 2016	9 2017	10 2018		
1. Prior.....											.0	
2. 2009.....											.0	
3. 2010.....	XXX										.0	
4. 2011.....	XXX	XXX									.0	
5. 2012.....	XXX	XXX	XXX								.0	
6. 2013.....	XXX	XXX	XXX	XXX							.0	
7. 2014.....	XXX	XXX	XXX	XXX	XXX						.0	
8. 2015.....	XXX	XXX	XXX	XXX	XXX	XXX					.0	
9. 2016.....	XXX	XXX	XXX	XXX	XXX	XXX	XXX				.0	
10. 2017.....	XXX	XXX	XXX	XXX	XXX	XXX	XXX	XXX			.0	
11. 2018.....	XXX	XXX	XXX	XXX	XXX	XXX	XXX	XXX	XXX		.0	
12. Total.....	XXX	XXX	XXX	XXX	XXX	XXX	XXX	XXX	XXX	XXX	.0	
13. Earned Prems.(P-Pt 1)											.XXX	

SCHEDULE P - PART 6N - REINSURANCE

NONPROPORTIONAL ASSUMED PROPERTY

SECTION 1

Years in Which Premiums Were Earned and Losses Were Incurred	Cumulative Premiums Earned Direct and Assumed at Year End (\$000 omitted)										11 Current Year Premiums Earned
	1 2009	2 2010	3 2011	4 2012	5 2013	6 2014	7 2015	8 2016	9 2017	10 2018	
1. Prior.....		(5)					(1)			.0	
2. 2009.....										.0	
3. 2010.....	XXX									.0	
4. 2011.....	XXX	XXX								.0	
5. 2012.....	XXX	XXX	XXX							.0	
6. 2013.....	XXX	XXX	XXX	XXX						.0	
7. 2014.....	XXX	XXX	XXX	XXX	XXX					.0	
8. 2015.....	XXX	XXX	XXX	XXX	XXX	XXX				.0	
9. 2016.....	XXX	XXX	XXX	XXX	XXX	XXX	XXX			.0	
10. 2017.....	XXX	XXX	XXX	XXX	XXX	XXX	XXX	XXX		.0	
11. 2018.....	XXX	XXX	XXX	XXX	XXX	XXX	XXX	XXX	XXX	.0	
12. Total.....	XXX	XXX	XXX	XXX	XXX	XXX	XXX	XXX	XXX	XXX	.0
13. Earned Prems.(P-Pt.1)		(5)					(1)				XXX

SECTION 2

Years in Which Premiums Were Earned and Losses Were Incurred	Cumulative Premiums Earned Ceded at Year End (\$000 omitted)										11 Current Year Premiums Earned
	1 2009	2 2010	3 2011	4 2012	5 2013	6 2014	7 2015	8 2016	9 2017	10 2018	
1. Prior.....		(5)					(1)			.0	
2. 2009.....										.0	
3. 2010.....	XXX									.0	
4. 2011.....	XXX	XXX								.0	
5. 2012.....	XXX	XXX	XXX							.0	
6. 2013.....	XXX	XXX	XXX	XXX						.0	
7. 2014.....	XXX	XXX	XXX	XXX	XXX					.0	
8. 2015.....	XXX	XXX	XXX	XXX	XXX	XXX				.0	
9. 2016.....	XXX	XXX	XXX	XXX	XXX	XXX	XXX			.0	
10. 2017.....	XXX	XXX	XXX	XXX	XXX	XXX	XXX	XXX		.0	
11. 2018.....	XXX	XXX	XXX	XXX	XXX	XXX	XXX	XXX	XXX	.0	
12. Total.....	XXX	XXX	XXX	XXX	XXX	XXX	XXX	XXX	XXX	XXX	.0
13. Earned Prems.(P-Pt.1)		(5)					(1)				XXX

SCHEDULE P - PART 6O - REINSURANCE

NONPROPORTIONAL ASSUMED LIABILITY

SECTION 1

Years in Which Premiums Were Earned and Losses Were Incurred	Cumulative Premiums Earned Direct and Assumed at Year End (\$000 omitted)										11 Current Year Premiums Earned
	1 2009	2 2010	3 2011	4 2012	5 2013	6 2014	7 2015	8 2016	9 2017	10 2018	
1. Prior.....	.11	.15	.22	.11	.14	.7	.8	(11)	.3	.0	
2. 2009.....										.0	
3. 2010.....	XXX									.0	
4. 2011.....	XXX	XXX								.0	
5. 2012.....	XXX	XXX	XXX							.0	
6. 2013.....	XXX	XXX	XXX	XXX						.0	
7. 2014.....	XXX	XXX	XXX	XXX	XXX					.0	
8. 2015.....	XXX	XXX	XXX	XXX	XXX	XXX				.0	
9. 2016.....	XXX	XXX	XXX	XXX	XXX	XXX	XXX			.0	
10. 2017.....	XXX	XXX	XXX	XXX	XXX	XXX	XXX	XXX		.0	
11. 2018.....	XXX	XXX	XXX	XXX	XXX	XXX	XXX	XXX	XXX	.0	
12. Total.....	XXX	XXX	XXX	XXX	XXX	XXX	XXX	XXX	XXX	XXX	.0
13. Earned Prems.(P-Pt.1)	.11	.15	.22	.11	.14	.7	.8	(11)	.3		XXX

SECTION 2

Years in Which Premiums Were Earned and Losses Were Incurred	Cumulative Premiums Earned Ceded at Year End (\$000 omitted)										11 Current Year Premiums Earned
	1 2009	2 2010	3 2011	4 2012	5 2013	6 2014	7 2015	8 2016	9 2017	10 2018	
1. Prior.....	.11	.15	.22	.11	.14	.7	.8	(11)	.3	.0	
2. 2009.....										.0	
3. 2010.....	XXX									.0	
4. 2011.....	XXX	XXX								.0	
5. 2012.....	XXX	XXX	XXX							.0	
6. 2013.....	XXX	XXX	XXX	XXX						.0	
7. 2014.....	XXX	XXX	XXX	XXX	XXX					.0	
8. 2015.....	XXX	XXX	XXX	XXX	XXX	XXX				.0	
9. 2016.....	XXX	XXX	XXX	XXX	XXX	XXX	XXX			.0	
10. 2017.....	XXX	XXX	XXX	XXX	XXX	XXX	XXX	XXX		.0	
11. 2018.....	XXX	XXX	XXX	XXX	XXX	XXX	XXX	XXX	XXX	.0	
12. Total.....	XXX	XXX	XXX	XXX	XXX	XXX	XXX	XXX	XXX	XXX	.0
13. Earned Prems.(P-Pt.1)	.11	.15	.22	.11	.14	.7	.8	(11)	.3		XXX

Sch. P - Pt. 6R - Sn. 1A
NONE

Sch. P - Pt. 6R - Sn. 2A
NONE

Sch. P - Pt. 6R - Sn. 1B
NONE

Sch. P - Pt. 6R - Sn. 2B
NONE

Sch. P - Pt. 7A - Sn. 1
NONE

Sch. P - Pt. 7A - Sn. 2
NONE

Sch. P - Pt. 7A - Sn. 3
NONE

Sch. P - Pt. 7A - Sn. 4
NONE

Sch. P - Pt. 7A - Sn. 5
NONE

Sch. P - Pt. 7B - Sn. 1
NONE

Sch. P - Pt. 7B - Sn. 2
NONE

Sch. P - Pt. 7B - Sn. 3
NONE

Sch. P - Pt. 7B - Sn. 4
NONE

Sch. P - Pt. 7B - Sn. 5
NONE

Sch. P - Pt. 7B - Sn. 6
NONE

Sch. P - Pt. 7B - Sn. 7
NONE

Metropolitan Group Property and Casualty Insurance Company

SCHEDULE P INTERROGATORIES

1. The following questions relate to yet-to-be-issued Extended Reporting Endorsements (EREs) arising from Death, Disability, or Retirement (DDR) provisions in Medical Professional Liability Claims-Made insurance policies. EREs provided for reasons other than DDR are not be included.
- 1.1 Does the company issue Medical Professional Liability Claims-Made insurance policies that provide tail (also known as an extended reporting endorsement, or "ERE") benefits in the event of Death, Disability, or Retirement (DDR) at a reduced charge or at no additional cost? Yes [] No [X]
 If the answer to question 1.1 is "no", leave the following questions blank. If the answer to question 1.1 is "yes", please answer the following questions.
- 1.2 What is the total amount of the reserve for that provision (DDR reserve), as reported, explicitly or not, elsewhere in this statement (in dollars)?
- 1.3 Does the company report any DDR reserve as Unearned Premium Reserve per SSAP #65? Yes [] No []
- 1.4 Does the company report any DDR reserve as loss or loss adjustment expense reserve? Yes [] No []
- 1.5 If the company reports DDR reserve as Unearned Premium Reserve, does that amount match the figure on the Underwriting and Investment Exhibit, Part 1A - Recapitulation of all Premiums (Page 7) Column 2, Lines 11.1 plus 11.2? Yes [] No [] N/A []
- 1.6 If the company reports DDR reserve as loss or loss adjustment expense reserve, please complete the following table corresponding to where these reserves are reported in Schedule P:

Years in Which Premiums Were Earned and Losses Were Incurred		DDR Reserve Included in Schedule P, Part 1F, Medical Professional Liability Column 24: Total Net Losses and Expenses Unpaid	
		1 Section 1: Occurrence	2 Section 2: Claims-Made
1.601	Prior.....
1.602	2009.....
1.603	2010.....
1.604	2011.....
1.605	2012.....
1.606	2013.....
1.607	2014.....
1.608	2015.....
1.609	2016.....
1.610	2017.....
1.611	2018.....
1.612	Totals.....00

2. The definition of allocated loss adjustment expenses (ALAE) and, therefore, unallocated loss adjustment expenses (ULAE) was changed effective January 1, 1998. This change in definition applies to both paid and unpaid expenses. Are these expenses (now reported as "Defense and Cost Containment" and "Adjusting and Other") reported in compliance with these definitions in this statement? Yes [X] No []
3. The Adjusting and Other expense payments and reserves should be allocated to the years in which the losses were incurred based on the number of claims reported, closed and outstanding in those years. When allocating Adjusting and Other expense between companies in a group or a pool, the Adjusting and Other expense should be allocated in the same percentage used for the loss amounts and the claim counts. For reinsurers, Adjusting and Other expense assumed should be reported according to the reinsurance contract. For Adjusting and Other expense incurred by reinsurers, or in those situations where suitable claim count information is not available, Adjusting and Other expense should be allocated by a reasonable method determined by the company and described in Interrogatory 7, below. Are they so reported in this statement? Yes [X] No []

4. Do any lines in Schedule P include reserves that are reported gross of any discount to present value of future payments, and that are reported net of such discounts on Page 10? Yes [] No [X]
- If yes, proper disclosure must be made in the Notes to Financial Statements, as specified in the Instructions. Also, the discounts must be reported in Schedule P - Part 1, Columns 32 and 33.

Schedule P must be completed gross of non-tabular discounting. Work papers relating to discount calculations must be available for examination upon request.

Discounting is allowed only if expressly permitted by the state insurance department to which this Annual Statement is being filed.

5. What were the net premiums in force at the end of the year for: (in thousands of dollars)
- 5.1 Fidelity
- 5.2 Surety

6. Claim count information is reported per claim or per claimant. (Indicate which). PER CLAIM
 If not the same in all years, explain in Interrogatory 7.

- 7.1 The information provided in Schedule P will be used by many persons to estimate the adequacy of the current loss and expense reserves, among other things. Are there any especially significant events, coverage, retention or accounting changes that have occurred that must be considered when making such analyses? Yes [X] No []
- 7.2 An extended statement may be attached.

Effective January 1, 2001, the Company entered into a 100% Restated Quota Share Reinsurance Agreement with its parent company. The Company cedes to its parent 100% interest in gross net liabilities and its premium, losses, expenses, payment fees, dividends and direct agents balance (excluding TIG run-off business).

SCHEDULE T - PART 2

INTERSTATE COMPACT - EXHIBIT OF PREMIUMS WRITTEN

Allocated by States and Territories

States, Etc.		Direct Business Only					Totals
		1 Life (Group and Individual)	2 Annuities (Group and Individual)	3 Disability Income (Group and Individual)	4 Long-Term Care (Group and Individual)	5 Deposit-Type Contracts	
1. Alabama.....AL							.0
2. Alaska.....AK							.0
3. Arizona.....AZ							.0
4. Arkansas.....AR							.0
5. California.....CA							.0
6. Colorado.....CO							.0
7. Connecticut.....CT							.0
8. Delaware.....DE							.0
9. District of Columbia.....DC							.0
10. Florida.....FL							.0
11. Georgia.....GA							.0
12. Hawaii.....HI							.0
13. Idaho.....ID							.0
14. Illinois.....IL							.0
15. Indiana.....IN							.0
16. Iowa.....IA							.0
17. Kansas.....KS							.0
18. Kentucky.....KY							.0
19. Louisiana.....LA							.0
20. Maine.....ME							.0
21. Maryland.....MD							.0
22. Massachusetts.....MA							.0
23. Michigan.....MI							.0
24. Minnesota.....MN							.0
25. Mississippi.....MS							.0
26. Missouri.....MO							.0
27. Montana.....MT							.0
28. Nebraska.....NE							.0
29. Nevada.....NV							.0
30. New Hampshire.....NH							.0
31. New Jersey.....NJ							.0
32. New Mexico.....NM							.0
33. New York.....NY							.0
34. North Carolina.....NC							.0
35. North Dakota.....ND							.0
36. Ohio.....OH							.0
37. Oklahoma.....OK							.0
38. Oregon.....OR							.0
39. Pennsylvania.....PA							.0
40. Rhode Island.....RI							.0
41. South Carolina.....SC							.0
42. South Dakota.....SD							.0
43. Tennessee.....TN							.0
44. Texas.....TX							.0
45. Utah.....UT							.0
46. Vermont.....VT							.0
47. Virginia.....VA							.0
48. Washington.....WA							.0
49. West Virginia.....WV							.0
50. Wisconsin.....WI							.0
51. Wyoming.....WY							.0
52. American Samoa.....AS							.0
53. Guam.....GU							.0
54. Puerto Rico.....PR							.0
55. US Virgin Islands.....VI							.0
56. Northern Mariana Islands.....MP							.0
57. Canada.....CAN							.0
58. Aggregate Other Alien.....OT							.0
59. Totals.....		.0	.0	.0	.0	.0	.0

NONE

Metropolitan Group Property and Casualty Insurance Company

SCHEDULE Y

PART 1A - DETAIL OF INSURANCE HOLDING COMPANY SYSTEM

1	2	3	4	5	6	7	8	9	10	11	12	13	14	15	16
Group Code	Group Name	NAIC Company Code	ID Number	Federal RSSD	CIK	Name of Securities Exchange if Publicly Traded (U.S. or International)	Names of Parent, Subsidiaries or Affiliates	Domiciliary Location	Relationship to Reporting Entity	Directly Controlled by (Name of Entity/Person)	Type of Control (Ownership Board, Management, Attorney-in-Fact, Influence, Other)	If Control is Ownership Provide Percentage	Ultimate Controlling Entity(ies)/Person(s)	Is an SCA Filing Required? (Y/N)	*
Members															
0241	MetLife.....	00000..	13-4075851..	2945824	1099219	NYSE, ISE.....	MetLife, Inc.....	DE.....	UIP.....	Board of Directors.....	Board of Directors		Board of Directors.....	Y	
0241	MetLife.....	65978..	13-5581829..	1583845	937834		Metropolitan Life Insurance Company.....	NY.....	IA.....	MetLife, Inc.....	Ownership.....	100.000	MetLife, Inc.....	N	
0241	MetLife.....	00000..	20-2985998..				500 Grant Street GP, LLC.....	DE.....	NIA.....	Metropolitan Life Insurance Company.....	Ownership.....	100.000	MetLife, Inc.....	N	
0241	MetLife.....	00000..					500 Grant Street Associates Limited Partnership	CT.....	NIA.....	Metropolitan Life Insurance Company.....	Ownership.....	99.000	MetLife, Inc.....	N	
0241	MetLife.....	00000..					500 Grant Street Associates Limited Partnership	CT.....	NIA.....	500 Grant Street GP LLC.....	Ownership.....	1.000	MetLife, Inc.....	N	
0241	MetLife.....	00000..	22-3140349..				MetLife Retirement Services LLC.....	NJ.....	NIA.....	Metropolitan Life Insurance Company.....	Ownership.....	100.000	MetLife, Inc.....	N	
0241	MetLife.....	00000..					MLIC CB Holdings LLC.....	DE.....	NIA.....	Metropolitan Life Insurance Company.....	Ownership.....	100.000	MetLife, Inc.....	N	
0241	MetLife.....	00000..					HPZ Assets LLC.....	DE.....	NIA.....	Metropolitan Life Insurance Company.....	Ownership.....	100.000	MetLife, Inc.....	N	
0241	MetLife.....	00000..					Alternative Fuels I, LLC.....	DE.....	NIA.....	Metropolitan Life Insurance Company.....	Ownership.....	100.000	MetLife, Inc.....	N	
0241	MetLife.....	00000..	46-0800386..				CC Holdco Manager, LLC.....	DE.....	NIA.....	Metropolitan Life Insurance Company.....	Ownership.....	100.000	MetLife, Inc.....	N	
0241	MetLife.....	00000..	13-5581829..				MetLife Private Equity Holdings, LLC.....	DE.....	NIA.....	MetLife SP Holdings, LLC.....	Ownership.....	100.000	MetLife, Inc.....	N	
0241	MetLife.....	00000..					Euro CL Investments LLC.....	DE.....	NIA.....	Metropolitan Life Insurance Company.....	Ownership.....	100.000	MetLife, Inc.....	N	
0241	MetLife.....	00000..	13-5581829..				1001 Properties, LLC.....	DE.....	NIA.....	Metropolitan Life Insurance Company.....	Ownership.....	100.000	MetLife, Inc.....	N	
0241	MetLife.....	00000..	26-0291767..				6104 Hollywood, LLC.....	DE.....	NIA.....	Metropolitan Life Insurance Company.....	Ownership.....	100.000	MetLife, Inc.....	N	
0241	MetLife.....	00000..					The Building at 575 Fifth Avenue Mezzanine LLC	DE.....	NIA.....	Metropolitan Life Insurance Company.....	Ownership.....	100.000	MetLife, Inc.....	N	
0241	MetLife.....	00000..					The Building at 575 Fifth Retail Holding LLC.....	DE.....	NIA.....	The Building at 575 Fifth Avenue Mezzanine LLC	Ownership.....	100.000	MetLife, Inc.....	N	
0241	MetLife.....	00000..					The Building at 575 Fifth Retail Owner LLC.....	DE.....	NIA.....	The Building at 575 Fifth Retail Holding LLC.....	Ownership.....	100.000	MetLife, Inc.....	N	
0241	MetLife.....	00000..	20-8254446..				10700 Wilshire, LLC.....	DE.....	NIA.....	Metropolitan Life Insurance Company.....	Ownership.....	100.000	MetLife, Inc.....	N	
0241	MetLife.....	00000..	20-8342977..				Sandpiper Cove Associates II, LLC.....	DE.....	NIA.....	Metropolitan Life Insurance Company.....	Ownership.....	100.000	MetLife, Inc.....	N	
0241	MetLife.....	00000..	47-3741955..				ML Mililani Member, LLC.....	DE.....	NIA.....	Metropolitan Life Insurance Company.....	Ownership.....	95.000	MetLife, Inc.....	N	
0241	MetLife.....	00000..	47-3741955..				ML Mililani Member, LLC.....	DE.....	NIA.....	Metropolitan Tower Life Insurance Company.....	Ownership.....	5.000	MetLife, Inc.....	N	
0241	MetLife.....	00000..	47-5228317..				MCPP Owners, LLC.....	DE.....	NIA.....	Metropolitan Life Insurance Company.....	Ownership.....	87.340	MetLife, Inc.....	N	
0241	MetLife.....	00000..	47-5228317..				MCPP Owners, LLC.....	DE.....	NIA.....	Metropolitan Tower Life Insurance Company.....	Ownership.....	1.810	MetLife, Inc.....	N	
0241	MetLife.....	00000..	47-5228317..				MCPP Owners, LLC.....	DE.....	NIA.....	MTL Leasing, LLC.....	Ownership.....	10.850	MetLife, Inc.....	N	
0241	MetLife.....	00000..	20-3700390..				Viridian Miracle Mile, LLC.....	DE.....	NIA.....	Metropolitan Life Insurance Company.....	Ownership.....	100.000	MetLife, Inc.....	N	
0241	MetLife.....	00000..	98-1107266..				MetLife Canada Solar ULC.....	CAN.....	NIA.....	MetLife Capital, Limited Partnership.....	Ownership.....	100.000	MetLife, Inc.....	N	
0241	MetLife.....	00000..	86-1176467..				MEX DF Properties, LLC.....	DE.....	NIA.....	Metropolitan Life Insurance Company.....	Ownership.....	100.000	MetLife, Inc.....	N	
0241	MetLife.....	00000..					MPLife, S. de. R. L. de C.V.....	MEX.....	NIA.....	MEX DF Properties, LLC.....	Ownership.....	99.990	MetLife, Inc.....	N	
0241	MetLife.....	00000..					MPLife, S. de. R. L. de C.V.....	MEX.....	NIA.....	Euro CL Investments LLC.....	Ownership.....	0.010	MetLife, Inc.....	N	
0241	MetLife.....	00000..	55-0891973..				Corporate Real Estate Holdings, LLC.....	DE.....	NIA.....	Metropolitan Life Insurance Company.....	Ownership.....	100.000	MetLife, Inc.....	N	
0241	MetLife.....	00000..					WFP 1000 Holding Company GP, LLC.....	DE.....	NIA.....	Metropolitan Life Insurance Company.....	Ownership.....	100.000	MetLife, Inc.....	N	
0241	MetLife.....	00000..					MSV Irvine Property, LLC.....	DE.....	NIA.....	Metropolitan Life Insurance Company.....	Ownership.....	96.000	MetLife, Inc.....	N	
0241	MetLife.....	00000..					MSV Irvine Property, LLC.....	DE.....	NIA.....	Metropolitan Tower Realty Company, Inc.....	Ownership.....	4.000	MetLife, Inc.....	N	
0241	MetLife.....	00000..	13-3619870..				23rd Street Investments, Inc.....	DE.....	NIA.....	Metropolitan Life Insurance Company.....	Ownership.....	100.000	MetLife, Inc.....	Y	
0241	MetLife.....	00000..	06-1193029..				MetLife Capital Credit L.P.....	DE.....	NIA.....	Metropolitan Life Insurance Company.....	Ownership.....	99.000	MetLife, Inc.....	N	
0241	MetLife.....	00000..	06-1193029..				MetLife Capital Credit L.P.....	DE.....	NIA.....	23rd Street Investments, Inc.....	Ownership.....	1.000	MetLife, Inc.....	N	
0241	MetLife.....	00000..	91-1273824..				MetLife Capital, Limited Partnership.....	DE.....	NIA.....	Metropolitan Life Insurance Company.....	Ownership.....	99.000	MetLife, Inc.....	N	
0241	MetLife.....	00000..	91-1273824..				MetLife Capital, Limited Partnership.....	DE.....	NIA.....	23rd Street Investments, Inc.....	Ownership.....	1.000	MetLife, Inc.....	N	
0241	MetLife.....	00000..					Long Island Solar Farm, LLC.....	DE.....	NIA.....	MetLife Capital, Limited Partnership.....	Ownership.....	90.390	MetLife, Inc.....	N	

SCHEDULE Y

PART 1A - DETAIL OF INSURANCE HOLDING COMPANY SYSTEM

1	2	3	4	5	6	7	8	9	10	11	12	13	14	15	16
Group Code	Group Name	NAIC Company Code	ID Number	Federal RSSD	CIK	Name of Securities Exchange if Publicly Traded (U.S. or International)	Names of Parent, Subsidiaries or Affiliates	Domiciliary Location	Relationship to Reporting Entity	Directly Controlled by (Name of Entity/Person)	Type of Control (Ownership Board, Management, Attorney-in-Fact, Influence, Other)	If Control is Ownership Provide Percentage	Ultimate Controlling Entity(ies)/Person(s)	Is an SCA Filing Required? (Y/N)	*
0241	MetLife.....	00000..	43-1822723..	4275507			Missouri Reinsurance, Inc.....	CYM.....	IA.....	Metropolitan Life Insurance Company.....	Ownership.....	100.000	MetLife, Inc.....	Y.....	
0241	MetLife.....	00000..	13-3237278..				MetLife Holdings, Inc.....	DE.....	NIA.....	Metropolitan Life Insurance Company.....	Ownership.....	100.000	MetLife, Inc.....	Y.....	
0241	MetLife.....	00000..	13-3237275..				MetLife Credit Corp.....	DE.....	NIA.....	MetLife Holdings, Inc. (DE).....	Ownership.....	100.000	MetLife, Inc.....	N.....	
0241	MetLife.....	00000..	13-3237277..				MetLife Funding, Inc.....	DE.....	NIA.....	MetLife Holdings, Inc. (DE).....	Ownership.....	100.000	MetLife, Inc.....	N.....	
0241	MetLife.....	00000..					85 Broad Street Mezzanine LLC.....	DE.....	NIA.....	Metropolitan Life Insurance Company.....	Ownership.....	100.000	MetLife, Inc.....	N.....	
0241	MetLife.....	00000..	46-5563450..				Buford Logistics Center, LLC.....	DE.....	NIA.....	Metropolitan Life Insurance Company.....	Ownership.....	100.000	MetLife, Inc.....	N.....	
0241	MetLife.....	00000..					MetLife Park Tower Member, LLC.....	DE.....	NIA.....	Metropolitan Life Insurance Company.....	Ownership.....	100.000	MetLife, Inc.....	N.....	
0241	MetLife.....	00000..	47-5505232..				Park Tower REIT, Inc.....	DE.....	NIA.....	MetLife Park Tower Member, LLC.....	Ownership.....	100.000	MetLife, Inc.....	N.....	
0241	MetLife.....	00000..					Park Tower JV Member, LLC.....	DE.....	NIA.....	Park Tower REIT, Inc.....	Ownership.....	100.000	MetLife, Inc.....	N.....	
0241	MetLife.....	00000..	82-1637862..				MetLife Chino Member, LLC.....	DE.....	NIA.....	Metropolitan Life Insurance Company.....	Ownership.....	100.000	MetLife, Inc.....	N.....	
0241	MetLife.....	00000..	13-5581829..				MetLife Boro Station Member, LLC.....	DE.....	NIA.....	Metropolitan Life Insurance Company.....	Ownership.....	100.000	MetLife, Inc.....	N.....	
0241	MetLife.....	00000..	83-2270141..				MMP Owners, LLC.....	DE.....	NIA.....	Metropolitan Life Insurance Company.....	Ownership.....	100.000	MetLife, Inc.....	N.....	
0241	MetLife.....	00000..	13-5581829..				MetLife 8280 Member, LLC.....	DE.....	NIA.....	Metropolitan Life Insurance Company.....	Ownership.....	100.000	MetLife, Inc.....	N.....	
0241	MetLife.....	00000..	13-3170235..				Metropolitan Tower Realty Company, Inc.....	DE.....	NIA.....	Metropolitan Life Insurance Company.....	Ownership.....	100.000	MetLife, Inc.....	Y.....	
0241	MetLife.....	00000..	01-0855028..				Midtown Heights, LLC.....	DE.....	NIA.....	Metropolitan Life Insurance Company, Inc.....	Ownership.....	100.000	MetLife, Inc.....	N.....	
0241	MetLife.....	00000..	43-6026902..				White Oak Royalty Company.....	OK.....	NIA.....	Metropolitan Life Insurance Company.....	Ownership.....	100.000	MetLife, Inc.....	Y.....	
0241	MetLife.....	00000..	30-0777814..				Marketplace Residences, LLC.....	DE.....	NIA.....	Metropolitan Life Insurance Company.....	Ownership.....	100.000	MetLife, Inc.....	N.....	
0241	MetLife.....	00000..	26-2853672..				MLIC Asset Holdings LLC.....	DE.....	NIA.....	Metropolitan Life Insurance Company.....	Ownership.....	100.000	MetLife, Inc.....	N.....	
0241	MetLife.....	00000..	36-4197196..				MetLife Properties Ventures, LLC.....	DE.....	NIA.....	Metropolitan Life Insurance Company.....	Ownership.....	100.000	MetLife, Inc.....	N.....	
0241	MetLife.....	00000..	22-2375428..				Transmountain Land & Livestock Company.....	MT.....	NIA.....	Metropolitan Life Insurance Company.....	Ownership.....	100.000	MetLife, Inc.....	Y.....	
0241	MetLife.....	00000..	34-1650967..				Hyatt Legal Plans, Inc.....	DE.....	NIA.....	Metropolitan Life Insurance Company.....	Ownership.....	100.000	MetLife, Inc.....	Y.....	
0241	MetLife.....	00000..	34-1631590..				Hyatt Legal Plans of Florida, Inc.....	FL.....	NIA.....	Hyatt Legal Plans, Inc.....	Ownership.....	100.000	MetLife, Inc.....	N.....	
0241	MetLife.....	00000..	27-0226554..				MLIC Asset Holdings II LLC.....	DE.....	NIA.....	Metropolitan Life Insurance Company.....	Ownership.....	100.000	MetLife, Inc.....	N.....	
0241	MetLife.....	00000..	30-0756430..				Ei Conquistador MAH II LLC.....	DE.....	NIA.....	MLIC Asset Holdings II LLC.....	Ownership.....	100.000	MetLife, Inc.....	N.....	
0241	MetLife.....	00000..					MetLife RC SF Member, LLC.....	DE.....	NIA.....	Metropolitan Life Insurance Company.....	Ownership.....	100.000	MetLife, Inc.....	N.....	
0241	MetLife.....	00000..	20-3221642..				MetLife Mall Ventures Limited Partnership.....	DE.....	NIA.....	Metropolitan Life Insurance Company.....	Ownership.....	99.000	MetLife, Inc.....	N.....	
0241	MetLife.....	00000..	20-3221642..				MetLife Mall Ventures Limited Partnership.....	DE.....	NIA.....	Metropolitan Tower Realty Company, Inc.....	Ownership.....	1.000	MetLife, Inc.....	N.....	
0241	MetLife.....	00000..	20-8349277..				Sandpiper Cove Associates, LLC.....	DE.....	NIA.....	Metropolitan Life Insurance Company.....	Ownership.....	90.590	MetLife, Inc.....	N.....	
0241	MetLife.....	00000..	20-8349277..				Sandpiper Cove Associates, LLC.....	DE.....	NIA.....	Metropolitan Tower Realty Company, Inc.....	Ownership.....	9.410	MetLife, Inc.....	N.....	
0241	MetLife.....	00000..	13-4047186..				MetLife Tower Resources Group, Inc.....	DE.....	NIA.....	Metropolitan Life Insurance Company.....	Ownership.....	100.000	MetLife, Inc.....	Y.....	
0241	MetLife.....	00000..					Housing Fund Manager, LLC.....	DE.....	NIA.....	Metropolitan Life Insurance Company.....	Ownership.....	100.000	MetLife, Inc.....	N.....	
0241	MetLife.....	00000..	26-0405155..				MTC Fund I, LLC.....	DE.....	NIA.....	Housing Fund Manager, LLC.....	Management.....		MetLife, Inc.....	N.....	
0241	MetLife.....	00000..					MTC Fund II, LLC.....	DE.....	NIA.....	Housing Fund Manager, LLC.....	Management.....		MetLife, Inc.....	N.....	
0241	MetLife.....	00000..	14-2013939..				MTC Fund III, LLC.....	DE.....	NIA.....	Housing Fund Manager, LLC.....	Management.....		MetLife, Inc.....	N.....	
0241	MetLife.....	00000..		4254454			St. James Fleet Investments Two Limited.....	CYM.....	NIA.....	Metropolitan Life Insurance Company.....	Ownership.....	100.000	MetLife, Inc.....	Y.....	
0241	MetLife.....	00000..		4254472			Park Twenty Three Investments Company.....	GBR.....	NIA.....	St. James Fleet Investments Two Limited.....	Ownership.....	100.000	MetLife, Inc.....	N.....	
0241	MetLife.....	00000..		4254481			Convent Station Euro Investments Four Company.....	GBR.....	NIA.....	Park Twenty Three Investments Company.....	Ownership.....	100.000	MetLife, Inc.....	N.....	
0241	MetLife.....	00000..	98-0391368..	4254520			OMI MLIC Investments Limited.....	CYM.....	NIA.....	St. James Fleet Investments Two Limited.....	Ownership.....	100.000	MetLife, Inc.....	N.....	
0241	MetLife.....	00000..	46-3608641..				ML Swan Mezz, LLC.....	DE.....	NIA.....	Metropolitan Life Insurance Company.....	Ownership.....	100.000	MetLife, Inc.....	N.....	
0241	MetLife.....	00000..	46-3589015..				ML Swan GP, LLC.....	DE.....	NIA.....	ML Swan Mezz, LLC.....	Ownership.....	100.000	MetLife, Inc.....	N.....	
0241	MetLife.....	00000..	46-3616798..				ML Dolphin Mezz, LLC.....	DE.....	NIA.....	Metropolitan Life Insurance Company.....	Ownership.....	100.000	MetLife, Inc.....	N.....	
0241	MetLife.....	00000..	82-4889675..				ML Southlands Member, LLC.....	DE.....	NIA.....	Metropolitan Life Insurance Company.....	Ownership.....	60.000	MetLife, Inc.....	N.....	
0241	MetLife.....	00000..	82-4889675..				ML Southlands Member, LLC.....	DE.....	NIA.....	Metropolitan Tower Life Insurance Company.....	Ownership.....	40.000	MetLife, Inc.....	N.....	
0241	MetLife.....	00000..	82-4019470..				ML Cerritos TC Member, LLC.....	DE.....	NIA.....	Metropolitan Life Insurance Company.....	Ownership.....	60.000	MetLife, Inc.....	N.....	

97.1

SCHEDULE Y

PART 1A - DETAIL OF INSURANCE HOLDING COMPANY SYSTEM

1	2	3	4	5	6	7	8	9	10	11	12	13	14	15	16
Group Code	Group Name	NAIC Company Code	ID Number	Federal RSSD	CIK	Name of Securities Exchange if Publicly Traded (U.S. or International)	Names of Parent, Subsidiaries or Affiliates	Domiciliary Location	Relationship to Reporting Entity	Directly Controlled by (Name of Entity/Person)	Type of Control (Ownership Board, Management, Attorney-in-Fact, Influence, Other)	If Control is Ownership Provide Percentage	Ultimate Controlling Entity(ies)/Person(s)	Is an SCA Filing Required? (Y/N)	*
0241	MetLife.....	00000..	82-4019470..				ML Cerritos TC Member, LLC.....	DE.....	NIA.....	Metropolitan Tower Life Insurance Company...	Ownership.....	40.000	MetLife, Inc.....	..N.....	
0241	MetLife.....	00000..					ML Sloan's Lake Member, LLC.....	DE.....	NIA.....	Metropolitan Life Insurance Company.....	Ownership.....	55.000	MetLife, Inc.....	..N.....	
0241	MetLife.....	00000..					ML Sloan's Lake Member, LLC.....	DE.....	NIA.....	Metropolitan Tower Life Insurance Company...	Ownership.....	45.000	MetLife, Inc.....	..N.....	
0241	MetLife.....	00000..					ML Sentinel Square Member, LLC.....	DE.....	NIA.....	Metropolitan Life Insurance Company.....	Ownership.....	100.000	MetLife, Inc.....	..N.....	
0241	MetLife.....	00000..					MetLife Securitization Depositor LLC.....	DE.....	NIA.....	Metropolitan Life Insurance Company.....	Ownership.....	100.000	MetLife, Inc.....	..N.....	
0241	MetLife.....	00000..	46-3593573..				ML Dolphin GP, LLC.....	DE.....	NIA.....	ML Dolphin Mezz, LLC.....	Ownership.....	100.000	MetLife, Inc.....	..N.....	
0241	MetLife.....	00000..					Haskell East Village, LLC.....	DE.....	NIA.....	Metropolitan Life Insurance Company.....	Ownership.....	100.000	MetLife, Inc.....	..N.....	
0241	MetLife.....	00000..	46-3426206..				MetLife Cabo Hilton Member, LLC.....	DE.....	NIA.....	Metropolitan Life Insurance Company.....	Ownership.....	83.100	MetLife, Inc.....	..N.....	
0241	MetLife.....	00000..	46-3426206..				MetLife Cabo Hilton Member, LLC.....	DE.....	NIA.....	Metropolitan Tower Life Insurance Company...	Ownership.....	16.900	MetLife, Inc.....	..N.....	
0241	MetLife.....	00000..	46-0803970..				MetLife CC Member, LLC.....	DE.....	NIA.....	Metropolitan Life Insurance Company.....	Ownership.....	95.122	MetLife, Inc.....	..N.....	
0241	MetLife.....	00000..	46-0803970..				MetLife CC Member, LLC.....	DE.....	NIA.....	Metropolitan Tower Life Insurance Company...	Ownership.....	4.878	MetLife, Inc.....	..N.....	
0241	MetLife.....	00000..	13-5581829..				MetLife SP Holdings, LLC.....	DE.....	NIA.....	Metropolitan Life Insurance Company.....	Ownership.....	100.000	MetLife, Inc.....	..N.....	
0241	MetLife.....	00000..	45-4104328..				Met II Office Mezzanine, LLC.....	FL.....	NIA.....	Metropolitan Life Insurance Company.....	Ownership.....	89.583	MetLife, Inc.....	..N.....	
0241	MetLife.....	00000..	45-4104328..				Met II Office Mezzanine, LLC.....	FL.....	NIA.....	Metropolitan Tower Life Insurance Company...	Ownership.....	10.417	MetLife, Inc.....	..N.....	
0241	MetLife.....	00000..	20-8670968..				Met II Office, LLC.....	FL.....	NIA.....	Met II Office Mezzanine, LLC.....	Ownership.....	100.000	MetLife, Inc.....	..N.....	
0241	MetLife.....	00000..	80-0821598..				Oconee Hotel Company, LLC.....	DE.....	NIA.....	Metropolitan Life Insurance Company.....	Ownership.....	100.000	MetLife, Inc.....	..N.....	
0241	MetLife.....	00000..	80-0823015..				Oconee Land Company, LLC.....	DE.....	NIA.....	Metropolitan Life Insurance Company.....	Ownership.....	100.000	MetLife, Inc.....	..N.....	
0241	MetLife.....	00000..	80-0823413..				Oconee Land Development Company, LLC.....	DE.....	NIA.....	Oconee Land Company, LLC.....	Ownership.....	100.000	MetLife, Inc.....	..N.....	
0241	MetLife.....	00000..	90-0853553..				Oconee Golf Company, LLC.....	DE.....	NIA.....	Oconee Land Company, LLC.....	Ownership.....	100.000	MetLife, Inc.....	..N.....	
0241	MetLife.....	00000..	37-1694299..				Oconee Marina Company, LLC.....	DE.....	NIA.....	Oconee Land Company, LLC.....	Ownership.....	100.000	MetLife, Inc.....	..N.....	
0241	MetLife.....	00000..					1201 TAB Manager, LLC.....	DE.....	NIA.....	Metropolitan Life Insurance Company.....	Ownership.....	100.000	MetLife, Inc.....	..N.....	
0241	MetLife.....	00000..	46-2460801..				MetLife 1201 TAB Member, LLC.....	DE.....	NIA.....	Metropolitan Life Insurance Company.....	Ownership.....	96.900	MetLife, Inc.....	..N.....	
0241	MetLife.....	00000..	46-2460801..				MetLife 1201 TAB Member, LLC.....	DE.....	NIA.....	Metropolitan Property and Casualty Insurance Company	Ownership.....	3.100	MetLife, Inc.....	..N.....	
0241	MetLife.....	00000..	46-2477278..				MetLife LHH Member, LLC.....	DE.....	NIA.....	Metropolitan Life Insurance Company.....	Ownership.....	99.000	MetLife, Inc.....	..N.....	
0241	MetLife.....	00000..	46-2477278..				MetLife LHH Member, LLC.....	DE.....	NIA.....	Metropolitan Tower Life Insurance Company...	Ownership.....	1.000	MetLife, Inc.....	..N.....	
0241	MetLife.....	00000..					1925 WJC Owner, LLC.....	DE.....	NIA.....	Metropolitan Life Insurance Company.....	Ownership.....	100.000	MetLife, Inc.....	..N.....	
0241	MetLife.....	00000..	26-1762232..				Boulevard Residential, LLC.....	DE.....	NIA.....	Metropolitan Life Insurance Company.....	Ownership.....	100.000	MetLife, Inc.....	..N.....	
0241	MetLife.....	00000..					MetLife Ontario Street Member, LLC.....	DE.....	NIA.....	Metropolitan Life Insurance Company.....	Ownership.....	100.000	MetLife, Inc.....	..N.....	
0241	MetLife.....	00000..	46-4158087..				MetLife 555 12th Member, LLC.....	DE.....	NIA.....	Metropolitan Life Insurance Company.....	Ownership.....	94.600	MetLife, Inc.....	..N.....	
0241	MetLife.....	00000..	46-4158087..				MetLife 555 12th Member, LLC.....	DE.....	NIA.....	Metropolitan Tower Life Insurance Company...	Ownership.....	5.400	MetLife, Inc.....	..N.....	
0241	MetLife.....	00000..	82-3135079..				150 North Riverside PE Member, LLC.....	DE.....	NIA.....	Metropolitan Life Insurance Company.....	Ownership.....	81.450	MetLife, Inc.....	..N.....	
0241	MetLife.....	00000..	82-3135079..				150 North Riverside PE Member, LLC.....	DE.....	NIA.....	Metropolitan Tower Life Insurance Company...	Ownership.....	18.550	MetLife, Inc.....	..N.....	
0241	MetLife.....	00000..	47-2085444..				ML-AI MetLife Member 2, LLC.....	DE.....	NIA.....	Metropolitan Life Insurance Company.....	Ownership.....	98.970	MetLife, Inc.....	..N.....	
0241	MetLife.....	00000..	47-2085444..				ML-AI MetLife Member 2, LLC.....	DE.....	NIA.....	Metropolitan Tower Life Insurance Company...	Ownership.....	1.030	MetLife, Inc.....	..N.....	
0241	MetLife.....	00000..					ML-AI MetLife Member 3, LLC.....	DE.....	NIA.....	Metropolitan Life Insurance Company.....	Ownership.....	100.000	MetLife, Inc.....	..N.....	
0241	MetLife.....	00000..					ML-AI MetLife Member 4, LLC.....	DE.....	NIA.....	Metropolitan Life Insurance Company.....	Ownership.....	60.000	MetLife, Inc.....	..N.....	
0241	MetLife.....	00000..					ML-AI MetLife Member 4, LLC.....	DE.....	NIA.....	Metropolitan Tower Life Insurance Company...	Ownership.....	40.000	MetLife, Inc.....	..N.....	
0241	MetLife.....	00000..	81-3382498..				MetLife ConSquare Member, LLC.....	DE.....	NIA.....	Metropolitan Life Insurance Company.....	Ownership.....	100.000	MetLife, Inc.....	..N.....	
0241	MetLife.....	00000..	13-5581829..				MetLife Member Solaire, LLC.....	DE.....	NIA.....	Metropolitan Life Insurance Company.....	Ownership.....	100.000	MetLife, Inc.....	..N.....	
0241	MetLife.....	00000..	81-0770888..				MetLife Treat Towers Member, LLC.....	DE.....	NIA.....	Metropolitan Life Insurance Company.....	Ownership.....	100.000	MetLife, Inc.....	..N.....	
0241	MetLife.....	00000..	46-4133357..				ML Bridgeside Apartments, LLC.....	DE.....	NIA.....	Metropolitan Life Insurance Company.....	Ownership.....	100.000	MetLife, Inc.....	..N.....	
0241	MetLife.....	00000..	46-4283517..				MetLife Camino Ramon Member, LLC.....	DE.....	NIA.....	Metropolitan Tower Life Insurance Company...	Ownership.....	1.000	MetLife, Inc.....	..N.....	
0241	MetLife.....	00000..	46-4283517..				MetLife Camino Ramon Member, LLC.....	DE.....	NIA.....	Metropolitan Life Insurance Company.....	Ownership.....	99.000	MetLife, Inc.....	..N.....	
0241	MetLife.....	00000..	46-4255167..				ML Terraces, LLC.....	DE.....	NIA.....	Metropolitan Life Insurance Company.....	Ownership.....	100.000	MetLife, Inc.....	..N.....	

97.2

SCHEDULE Y

PART 1A - DETAIL OF INSURANCE HOLDING COMPANY SYSTEM

1	2	3	4	5	6	7	8	9	10	11	12	13	14	15	16
Group Code	Group Name	NAIC Company Code	ID Number	Federal RSSD	CIK	Name of Securities Exchange if Publicly Traded (U.S. or International)	Names of Parent, Subsidiaries or Affiliates	Domiciliary Location	Relationship to Reporting Entity	Directly Controlled by (Name of Entity/Person)	Type of Control (Ownership Board, Management, Attorney-in-Fact, Influence, Other)	If Control is Ownership Provide Percentage	Ultimate Controlling Entity(ies)/Person(s)	Is an SCA Filing Required? (Y/N)	*
0241	MetLife.....	00000..					MetLife CB W/A, LLC.....	DE.....	NIA.....	Metropolitan Life Insurance Company.....	Ownership.....	100.000	MetLife, Inc.....	..N.....	
0241	MetLife.....	00000..	47-1970965..				ML New River Village III, LLC.....	DE.....	NIA.....	Metropolitan Life Insurance Company.....	Ownership.....	100.000	MetLife, Inc.....	..N.....	
0241	MetLife.....	00000..					MetLife 1007 Stewart, LLC.....	DE.....	NIA.....	Metropolitan Life Insurance Company.....	Ownership.....	100.000	MetLife, Inc.....	..N.....	
0241	MetLife.....	00000..					Chestnut Flats Wind, LLC.....	DE.....	NIA.....	Metropolitan Life Insurance Company.....	Ownership.....	100.000	MetLife, Inc.....	..N.....	
0241	MetLife.....	00000..	46-4129811..				MetLife 425 MKT Member, LLC.....	DE.....	NIA.....	Metropolitan Life Insurance Company.....	Ownership.....	100.000	MetLife, Inc.....	..N.....	
0241	MetLife.....	00000..	13-5581829..				Southcreek Industrial Holdings, LLC.....	DE.....	NIA.....	Metropolitan Life Insurance Company.....	Ownership.....	100.000	MetLife, Inc.....	..N.....	
0241	MetLife.....	00000..	46-4229772..				MetLife THR Investor, LLC.....	DE.....	NIA.....	Metropolitan Life Insurance Company.....	Ownership.....	100.000	MetLife, Inc.....	..N.....	
0241	MetLife.....	00000..					MetLife OFC Member, LLC.....	DE.....	NIA.....	Metropolitan Life Insurance Company.....	Ownership.....	100.000	MetLife, Inc.....	..N.....	
0241	MetLife.....	00000..	47-1256270..				MetLife OBS Member, LLC.....	DE.....	NIA.....	Metropolitan Life Insurance Company.....	Ownership.....	100.000	MetLife, Inc.....	..N.....	
0241	MetLife.....	00000..					MetLife FM Hotel Member, LLC.....	DE.....	NIA.....	Metropolitan Life Insurance Company.....	Ownership.....	100.000	MetLife, Inc.....	..N.....	
0241	MetLife.....	00000..					LHCW Holdings (U.S.) LLC.....	DE.....	NIA.....	MetLife FM Hotel Member, LLC.....	Ownership.....	100.000	MetLife, Inc.....	..N.....	
0241	MetLife.....	00000..					LHC Holdings (U.S.) LLC.....	DE.....	NIA.....	LHCW Holdings (U.S.) LLC.....	Ownership.....	100.000	MetLife, Inc.....	..N.....	
0241	MetLife.....	00000..					LHCW Hotel Holding (U.S.) LLC.....	DE.....	NIA.....	LHC Holdings (U.S.) LLC.....	Ownership.....	100.000	MetLife, Inc.....	..N.....	
0241	MetLife.....	00000..					LHCW Hotel Holding (2002) LLC.....	DE.....	NIA.....	LHCW Hotel Holding (U.S.) LLC.....	Ownership.....	100.000	MetLife, Inc.....	..N.....	
0241	MetLife.....	00000..					LHCW Hotel Operating Company (2002) LLC.....	DE.....	NIA.....	LHCW Hotel Holding (U.S.) LLC.....	Ownership.....	100.000	MetLife, Inc.....	..N.....	
0241	MetLife.....	00000..	46-4584166..				ML Southmore, LLC.....	DE.....	NIA.....	Metropolitan Life Insurance Company.....	Ownership.....	99.000	MetLife, Inc.....	..N.....	
0241	MetLife.....	00000..	46-4584166..				ML Southmore, LLC.....	DE.....	NIA.....	Metropolitan Tower Life Insurance Company.....	Ownership.....	1.000	MetLife, Inc.....	..N.....	
0241	MetLife.....	00000..					MetLife HCMJV 1 GP, LLC.....	DE.....	NIA.....	Metropolitan Life Insurance Company.....	Ownership.....	100.000	MetLife, Inc.....	..N.....	
0241	MetLife.....	00000..	46-4196012..				ML-AI MetLife Member 1, LLC.....	DE.....	NIA.....	Metropolitan Life Insurance Company.....	Ownership.....	95.199	MetLife, Inc.....	..N.....	
0241	MetLife.....	00000..	46-4196012..				ML-AI MetLife Member 1, LLC.....	DE.....	NIA.....	Metropolitan Property and Casualty Insurance Company.....	Ownership.....	4.801	MetLife, Inc.....	..N.....	
0241	MetLife.....	00000..	13-3759652..	3166279			MetLife International Holdings, LLC.....	DE.....	NIA.....	MetLife Global Holding Company II GmbH (Swiss).....	Ownership.....	100.000	MetLife, Inc.....	..N.....	
0241	MetLife.....	00000..	13-3953333..	3166372			Natiloportem Holdings, LLC.....	DE.....	NIA.....	MetLife International Holdings, LLC.....	Ownership.....	100.000	MetLife, Inc.....	..N.....	
0241	MetLife.....	00000..		3166402			Excelencia Operativa y Tecnologica, S.A. de C.V. (Mexico).....	MEX.....	NIA.....	Natiloportem Holdings, LLC.....	Ownership.....	99.000	MetLife, Inc.....	..N.....	
0241	MetLife.....	00000..		3166402			Excelencia Operativa y Tecnologica, S.A. de C.V. (Mexico).....	MEX.....	NIA.....	MetLife Mexico Servicios, S.A. de C.V.....	Ownership.....	1.000	MetLife, Inc.....	..N.....	
0241	MetLife.....	00000..		3373705			MLA Comercial, S.A. de C.V. (Mexico).....	MEX.....	NIA.....	Excelencia Operativa y Tecnologica, S.A. de C.V.....	Ownership.....	99.000	MetLife, Inc.....	..N.....	
0241	MetLife.....	00000..		3373705			MLA Comercial, S.A. de C.V. (Mexico).....	MEX.....	NIA.....	MetLife Mexico Servicios, S.A. de C.V.....	Ownership.....	1.000	MetLife, Inc.....	..N.....	
0241	MetLife.....	00000..		3373714			MLA Servicios S.A. de C.V. (Mexico).....	MEX.....	NIA.....	Excelencia Operativa y Tecnologica, S.A. de C.V.....	Ownership.....	99.000	MetLife, Inc.....	..N.....	
0241	MetLife.....	00000..		3373714			MLA Servicios S.A. de C.V. (Mexico).....	MEX.....	NIA.....	MetLife Mexico Servicios, S.A. de C.V.....	Ownership.....	1.000	MetLife, Inc.....	..N.....	
0241	MetLife.....	00000..		4240907			MM Global Operations Support Center, S.A. de C.V.....	MEX.....	NIA.....	MetLife Global Holding Company II GmbH (Swiss).....	Ownership.....	100.000	MetLife, Inc.....	..N.....	
0241	MetLife.....	00000..		4240907			MM Global Operations Support Center, S.A. de C.V.....	MEX.....	NIA.....	MetLife Global Holding Company I GmbH (Swiss).....	Ownership.....		MetLife, Inc.....	..N.....	
0241	MetLife.....	00000..		4254995			Fundacion MetLife Mexico, A.C.....	MEX.....	NIA.....	MM Global Operations Support Center, S.A. de C.V., S.A. de C.V.....	Ownership.....	100.000	MetLife, Inc.....	..N.....	
0241	MetLife.....	00000..		3166318			Metropolitan Life Seguros e Previdencia Privada S.A. (Brazil).....	BRA.....	IA.....	MetLife International Holdings, LLC.....	Ownership.....	66.662	MetLife, Inc.....	..N.....	
0241	MetLife.....	00000..		3166318			Metropolitan Life Seguros e Previdencia Privada S.A. (Brazil).....	BRA.....	IA.....	MetLife Worldwide Holdings, LLC.....	Ownership.....	33.337	MetLife, Inc.....	..N.....	
0241	MetLife.....	00000..		3166318			Metropolitan Life Seguros e Previdencia Privada S.A. (Brazil).....	BRA.....	IA.....	Natiloportem Holdings, LLC.....	Ownership.....	0.001	MetLife, Inc.....	..N.....	

97.3

SCHEDULE Y

PART 1A - DETAIL OF INSURANCE HOLDING COMPANY SYSTEM

1	2	3	4	5	6	7	8	9	10	11	12	13	14	15	16
Group Code	Group Name	NAIC Company Code	ID Number	Federal RSSD	CIK	Name of Securities Exchange if Publicly Traded (U.S. or International)	Names of Parent, Subsidiaries or Affiliates	Domiciliary Location	Relationship to Reporting Entity	Directly Controlled by (Name of Entity/Person)	Type of Control (Ownership Board, Management, Attorney-in-Fact, Influence, Other)	If Control is Ownership Provide Percentage	Ultimate Controlling Entity(ies)/Person(s)	Is an SCA Filing Required? (Y/N)	*
0241	MetLife.....	00000...		4191616			MetLife Ireland Holdings One Limited.....	IRL.....	NIA.....	MetLife International Holdings, LLC.....	Ownership.....	100.000	MetLife, Inc.....	N.....	
0241	MetLife.....	00000...		4189846			MetLife Global Holdings Corporation S.A. de C.V. (Mexico)	MEX.....	NIA.....	MetLife Ireland Holdings One Limited.....	Ownership.....	98.900	MetLife, Inc.....	N.....	
0241	MetLife.....	00000...		4189846			MetLife Global Holdings Corporation S.A. de C.V. (Mexico)	MEX.....	NIA.....	MetLife International Limited, LLC.....	Ownership.....	1.100	MetLife, Inc.....	N.....	
0241	MetLife.....	00000...	13-3047691..				Metropolitan Global Management, LLC.....	IRL.....	NIA.....	MetLife Global Holdings Corporation S.A. de C.V.	Ownership.....	99.700	MetLife, Inc.....	N.....	
0241	MetLife.....	00000...	13-3047691..				Metropolitan Global Management, LLC.....	IRL.....	NIA.....	MetLife International Holdings, LLC.....	Ownership.....	0.300	MetLife, Inc.....	N.....	
0241	MetLife.....	00000...	AA-2730030.	3165740			MetLife Mexico Holding S. de R.L. de C.V.....	MEX.....	IA.....	Metropolitan Global Management, LLC.....	Ownership.....	100.000	MetLife, Inc.....	N.....	
0241	MetLife.....	00000...	AA-2730030.	3165740			MetLife Mexico Holding S. de R.L. de C.V.....	MEX.....	IA.....	Excelencia Operativa y Tecnologica, S.A. de C.V.	Ownership.....		MetLife, Inc.....	N.....	
0241	MetLife.....	00000...	AA-2730030.	3165740			MetLife Mexico S.A.....	MEX.....	IA.....	MetLife Mexico Holdings, S. de R.L. de C.V....	Ownership.....	99.050	MetLife, Inc.....	N.....	
0241	MetLife.....	00000...	AA-2730030.	3165740			MetLife Mexico S.A.....	MEX.....	IA.....	MetLife International Holdings, LLC.....	Ownership.....	0.950	MetLife, Inc.....	N.....	
0241	MetLife.....	00000...		4241061			ML Capacitacion Comercial S.A. de C.V. (Mexico)	MEX.....	NIA.....	MetLife Mexico S.A.....	Ownership.....	99.000	MetLife, Inc.....	N.....	
0241	MetLife.....	00000...		4241061			ML Capacitacion Comercial S.A. de C.V. (Mexico)	MEX.....	NIA.....	MetLife Mexico Servicios, S.A. de C.V.....	Ownership.....	1.000	MetLife, Inc.....	N.....	
0241	MetLife.....	00000...		3165795			MetLife Pensiones Mexico S.A.....	MEX.....	IA.....	MetLife Mexico Holdings, S. de R.L. de C.V....	Ownership.....	97.513	MetLife, Inc.....	N.....	
0241	MetLife.....	00000...		3165795			MetLife Pensiones Mexico S.A.....	MEX.....	IA.....	MetLife International Holdings, LLC.....	Ownership.....	2.488	MetLife, Inc.....	N.....	
0241	MetLife.....	00000...		3267390			MetLife Mexico Servicios S.A. de C.V.....	MEX.....	NIA.....	MetLife Mexico Holdings, S. de R.L. de C.V....	Ownership.....	98.000	MetLife, Inc.....	N.....	
0241	MetLife.....	00000...		3267390			MetLife Mexico Servicios S.A. de C.V.....	MEX.....	NIA.....	MetLife International Holdings, LLC.....	Ownership.....	2.000	MetLife, Inc.....	N.....	
0241	MetLife.....	00000...	AA-5420018.	3166288			MetLife Insurance Company of Korea, Limited..	KOR.....	IA.....	MetLife Mexico S.A.....	Ownership.....	14.640	MetLife, Inc.....	N.....	
0241	MetLife.....	00000...	AA-5420018.	3166288			MetLife Insurance Company of Korea, Limited..	KOR.....	IA.....	Metropolitan Global Management, LLC.....	Ownership.....	85.360	MetLife, Inc.....	N.....	
0241	MetLife.....	00000...					MetLife Financial Services, Co., Ltd. (South Korea)	KOR.....	NIA.....	MetLife Insurance Company of Korea, Limited	Ownership.....	100.000	MetLife, Inc.....	N.....	
0241	MetLife.....	00000...		4200880			MetLife Ireland Treasury d.a.c.....	IRL.....	NIA.....	MetLife Global Holdings Corporation S.A. de C.V.	Ownership.....	100.000	MetLife, Inc.....	N.....	
0241	MetLife.....	00000...	AA-1930041.	1173714			MetLife Insurance Limited (Australia).....	AUS.....	IA.....	MetLife Ireland Treasury d.a.c.....	Ownership.....	91.165	MetLife, Inc.....	N.....	
0241	MetLife.....	00000...	AA-1930041.	1173714			MetLife Insurance Limited (Australia).....	AUS.....	IA.....	MetLife Global Holdings Corporation S.A. de C.V.	Ownership.....	8.835	MetLife, Inc.....	N.....	
0241	MetLife.....	00000...					The Direct Call Center PTY Limited (Australia)..	AUS.....	NIA.....	MetLife Insurance Limited (Australia).....	Ownership.....	100.000	MetLife, Inc.....	N.....	
0241	MetLife.....	00000...		4239358			MetLife Investments PTY Limited (Australia)....	AUS.....	NIA.....	MetLife Insurance Limited (Australia).....	Ownership.....	100.000	MetLife, Inc.....	N.....	
0241	MetLife.....	00000...		4239367			MetLife Insurance and Investment Trust (Australia)	AUS.....	NIA.....	MetLife Investments PTY Limited.....	Ownership.....	100.000	MetLife, Inc.....	N.....	
0241	MetLife.....	00000...		1173732			MetLife General Insurance Limited (Australia)..	AUS.....	IA.....	MetLife Ireland Treasury d.a.c.....	Ownership.....	100.000	MetLife, Inc.....	N.....	
0241	MetLife.....	00000...					MetLife International Limited, LLC (DE).....	DE.....	NIA.....	MetLife International Holdings, LLC.....	Ownership.....	100.000	MetLife, Inc.....	N.....	
0241	MetLife.....	00000...					AmMetLife Insurance Berhad.....	MYS.....	IA.....	MetLife International Holdings, LLC.....	Ownership.....	50.000	MetLife, Inc.....	N.....	
0241	MetLife.....	00000...					MAXIS GBN S.A.S.....	FRA.....	NIA.....	MetLife International Holdings, LLC.....	Ownership.....	50.000	MetLife, Inc.....	N.....	
0241	MetLife.....	00000...	AA-5480033.				AmMetLife Takaful Berhad.....	MYS.....	IA.....	MetLife International Holdings, LLC.....	Ownership.....	50.000	MetLife, Inc.....	N.....	
0241	MetLife.....	00000...					MetLife Asia Limited (Hong Kong).....	HKG.....	NIA.....	MetLife International Holdings, LLC.....	Ownership.....	100.000	MetLife, Inc.....	N.....	
0241	MetLife.....	00000...		3166309			Metropolitan Life Insurance Company of Hong Kong Limited	HKG.....	IA.....	MetLife International Holdings, LLC.....	Ownership.....	99.999	MetLife, Inc.....	N.....	
0241	MetLife.....	00000...		3166309			Metropolitan Life Insurance Company of Hong Kong Limited	HKG.....	IA.....	Natiloportem Holdings, LLC.....	Ownership.....	0.001	MetLife, Inc.....	N.....	

SCHEDULE Y

PART 1A - DETAIL OF INSURANCE HOLDING COMPANY SYSTEM

1	2	3	4	5	6	7	8	9	10	11	12	13	14	15	16
Group Code	Group Name	NAIC Company Code	ID Number	Federal RSSD	CIK	Name of Securities Exchange if Publicly Traded (U.S. or International)	Names of Parent, Subsidiaries or Affiliates	Domiciliary Location	Relationship to Reporting Entity	Directly Controlled by (Name of Entity/Person)	Type of Control (Ownership Board, Management, Attorney-in-Fact, Influence, Other)	If Control is Ownership Provide Percentage	Ultimate Controlling Entity(ies)/Person(s)	Is an SCA Filing Required? (Y/N)	*
0241	MetLife	00000		4195913			MetLife Planos Odontologicos Ltda. (Brazil)	BRA	IA	MetLife International Holdings, LLC	Ownership	99.999	MetLife, Inc.	N	
0241	MetLife	00000		4195913			MetLife Planos Odontologicos Ltda. (Brazil)	BRA	IA	Natiloportem Holdings, LLC	Ownership	0.001	MetLife, Inc.	N	
0241	MetLife	00000	20-5894439	3373639			MetLife Global, Inc.	DE	NIA	MetLife, Inc.	Ownership	100.000	MetLife, Inc.	N	
0241	MetLife	00000		4189837			Inversiones MetLife Holdco Dos Limitada (Chile)	CHL	NIA	MetLife International Holdings, LLC	Ownership	0.001	MetLife, Inc.	N	
0241	MetLife	00000		4189837			Inversiones MetLife Holdco Dos Limitada (Chile)	CHL	NIA	Natiloportem Holdings, LLC	Ownership		MetLife, Inc.	N	
0241	MetLife	00000		4189837			Inversiones MetLife Holdco Dos Limitada (Chile)	CHL	NIA	MetLife, Inc.	Ownership	99.999	MetLife, Inc.	N	
0241	MetLife	00000	AA-2130012	1641857			MetLife Seguros S.A. (Argentina)	ARG	IA	MetLife International Holdings, LLC	Ownership	95.524	MetLife, Inc.	N	
0241	MetLife	00000	AA-2130012	1641857			MetLife Seguros S.A. (Argentina)	ARG	IA	Natiloportem Holdings, LLC	Ownership	2.675	MetLife, Inc.	N	
0241	MetLife	00000	AA-2130012	4251145			MetLife Seguros S.A. (Argentina)	ARG	IA	International Technical and Advisory Services Limited (DE)	Ownership	1.801	MetLife, Inc.	N	
0241	MetLife	00000		2327738			Compania Inversora MetLife S.A. (Argentina)	ARG	NIA	MetLife International Holdings, LLC	Ownership	95.460	MetLife, Inc.	N	
0241	MetLife	00000		2327738			Compania Inversora MetLife S.A. (Argentina)	ARG	NIA	Natiloportem Holdings, LLC	Ownership	4.540	MetLife, Inc.	N	
0241	MetLife	00000		4247296			MetLife Servicios S.A. (Argentina)	ARG	NIA	Compania Inversora MetLife S.A.	Ownership	18.870	MetLife, Inc.	N	
0241	MetLife	00000		4247296			MetLife Servicios S.A. (Argentina)	ARG	NIA	MetLife Seguros S.A.	Ownership	79.880	MetLife, Inc.	N	
0241	MetLife	00000		4247296			MetLife Servicios S.A. (Argentina)	ARG	NIA	Natiloportem Holdings, LLC	Ownership	0.990	MetLife, Inc.	N	
0241	MetLife	00000		4247296			MetLife Servicios S.A. (Argentina)	ARG	NIA	MetLife Seguros de Retiro S.A.	Ownership	0.260	MetLife, Inc.	N	
0241	MetLife	00000	06-1597037	2985727			MetLife Worldwide Holdings, LLC	DE	NIA	MetLife International Holdings, LLC	Ownership	100.000	MetLife, Inc.	N	
0241	MetLife	00000	AA-5324104	3144558			MetLife Limited (Hong Kong)	HKG	IA	MetLife Worldwide Holdings, LLC	Ownership	100.000	MetLife, Inc.	N	
0241	MetLife	00000					BIDV MetLife Life Insurance Limited Liability Company	VNM	IA	MetLife Limited (Hong Kong)	Ownership	60.000	MetLife, Inc.	N	
0241	MetLife	00000		2704610			Best Market S.A. (Argentina)	ARG	NIA	MetLife International Holdings, LLC	Ownership	95.000	MetLife, Inc.	N	
0241	MetLife	00000		2704610			Best Market S.A. (Argentina)	ARG	NIA	Natiloportem Holdings, LLC	Ownership	5.000	MetLife, Inc.	N	
0241	MetLife	00000	AA-5344102	3166411			PNB MetLife India Insurance Company Limited.	IND	IA	MetLife International Holdings, LLC	Ownership	32.050	MetLife, Inc.	N	
0241	MetLife	00000	AA-2130046	1388303			MetLife Seguros de Retiro S.A. (Argentina)	ARG	IA	MetLife International Holdings, LLC	Ownership	96.890	MetLife, Inc.	N	
0241	MetLife	00000	AA-2130046	1388303			MetLife Seguros de Retiro S.A. (Argentina)	ARG	IA	Natiloportem Holdings, LLC	Ownership	3.110	MetLife, Inc.	N	
0241	MetLife	00000	AA-2130046	4321758			MetLife Seguros de Retiro S.A. (Argentina)	ARG	IA	International Technical and Advisory Services Limited (DE)	Ownership		MetLife, Inc.	N	
0241	MetLife	00000		3373648			MetLife Administradora de Fondos Multipatrocinados Ltda. (Brazil)	BRA	NIA	MetLife International Holdings, LLC	Ownership	100.000	MetLife, Inc.	N	
0241	MetLife	00000		3373648			MetLife Administradora de Fondos Multipatrocinados Ltda. (Brazil)	BRA	NIA	Natiloportem Holdings, LLC	Ownership		MetLife, Inc.	N	
0241	MetLife	26298	13-2725441	3219728			Metropolitan Property and Casualty Insurance Company	RI	UDP	MetLife, Inc.	Ownership	100.000	MetLife, Inc.	N	
0241	MetLife	39950	22-2342710				Metropolitan General Insurance Company	RI	IA	Metropolitan Property and Casualty Insurance Company	Ownership	100.000	MetLife, Inc.	N	
0241	MetLife	40169	05-0393243				Metropolitan Casualty Insurance Company	RI	IA	Metropolitan Property and Casualty Insurance Company	Ownership	100.000	MetLife, Inc.	N	
0241	MetLife	25321	23-1903575				Metropolitan Direct Property and Casualty Insurance Company	RI	IA	Metropolitan Property and Casualty Insurance Company	Ownership	100.000	MetLife, Inc.	N	
0241	MetLife	22926	36-1022580				Economy Fire & Casualty Company	IL	IA	Metropolitan Property and Casualty Insurance Company	Ownership	100.000	MetLife, Inc.	N	
0241	MetLife	38067	36-3027848				Economy Preferred Insurance Company	IL	IA	Economy Fire & Casualty Company	Ownership	100.000	MetLife, Inc.	N	
0241	MetLife	40649	36-3105737				Economy Premier Assurance Company	IL	IA	Economy Fire & Casualty Company	Ownership	100.000	MetLife, Inc.	N	

Metropolitan Group Property and Casualty Insurance Company

SCHEDULE Y

PART 1A - DETAIL OF INSURANCE HOLDING COMPANY SYSTEM

1	2	3	4	5	6	7	8	9	10	11	12	13	14	15	16
Group Code	Group Name	NAIC Company Code	ID Number	Federal RSSD	CIK	Name of Securities Exchange if Publicly Traded (U.S. or International)	Names of Parent, Subsidiaries or Affiliates	Domiciliary Location	Relationship to Reporting Entity	Directly Controlled by (Name of Entity/Person)	Type of Control (Ownership Board, Management, Attorney-in-Fact, Influence, Other)	If Control is Ownership Provide Percentage	Ultimate Controlling Entity(ies)/Person(s)	Is an SCA Filing Required? (Y/N)	*
0241	MetLife.....	00000..	95-3003951..				MetLife Auto & Home Insurance Agency, Inc.....	RI.....	IA.....	Metropolitan Property and Casualty Insurance Company	Ownership.....	100.000	MetLife, Inc.....	..Y.....	
0241	MetLife.....	34339..	13-2915260..				Metropolitan Group Property and Casualty Insurance Company	RI.....	RE.....	Metropolitan Property and Casualty Insurance Company	Ownership.....	100.000	MetLife, Inc.....	..N.....	
0241	MetLife.....	00000..	05-0476998..				Metropolitan Lloyds, Inc.....	TX.....	NIA.....	Metropolitan Property and Casualty Insurance Company	Ownership.....	100.000	MetLife, Inc.....	..Y.....	
0241	MetLife.....	13938..	75-2483187..				Metropolitan Lloyds Insurance Company of Texas	TX.....	IA.....	Metropolitan Lloyds, Inc.....	Attorney-in-fact.....		MetLife, Inc.....	..N.....	
0241	MetLife.....	00000..					Sino-US United MetLife Insurance Co. Ltd.....	CHN.....	IA.....	Metropolitan Life Insurance Company.....	Ownership.....	50.000	MetLife, Inc.....	..N.....	
0241	MetLife.....	00000..	13-4153151..				MetLife Canadian Property Ventures LLC.....	NY.....	NIA.....	Metropolitan Life Insurance Company.....	Ownership.....	100.000	MetLife, Inc.....	..N.....	
0241	MetLife.....	00000..					MetLife Property Ventures Canada ULC.....	CAN.....	NIA.....	Metropolitan Life Insurance Company.....	Ownership.....	100.000	MetLife, Inc.....	..N.....	
0241	MetLife.....	97136..	13-3114906..	3219773			Metropolitan Tower Life Insurance Company.....	NE.....	IA.....	MetLife, Inc.....	Ownership.....	100.000	MetLife, Inc.....	..N.....	
0241	MetLife.....	00000..	38-4035918..				MetLife Assignment Company, Inc (DE).....	DE.....	NIA.....	Metropolitan Tower Life Insurance Company...	Ownership.....	100.000	MetLife, Inc.....	..Y.....	
0241	MetLife.....	00000..					EntreCap Real Estate II, LLC.....	DE.....	NIA.....	Metropolitan Tower Life Insurance Company...	Ownership.....	100.000	MetLife, Inc.....	..N.....	
0241	MetLife.....	00000..					PREFCO Dix-Huit LLC.....	CT.....	NIA.....	EntreCap Real Estate II, LLC.....	Ownership.....	100.000	MetLife, Inc.....	..N.....	
0241	MetLife.....	00000..					PREFCO X Holdings LLC.....	CT.....	NIA.....	EntreCap Real Estate II, LLC.....	Ownership.....	100.000	MetLife, Inc.....	..N.....	
0241	MetLife.....	00000..					PREFCO Ten Limited Partnership.....	CT.....	NIA.....	EntreCap Real Estate II, LLC.....	Ownership.....	99.900	MetLife, Inc.....	..N.....	
0241	MetLife.....	00000..					PREFCO Ten Limited Partnership.....	CT.....	NIA.....	PREFCO X Holdings LLC.....	Ownership.....	0.100	MetLife, Inc.....	..N.....	
0241	MetLife.....	00000..					PREFCO Vingt LLC.....	CT.....	NIA.....	EntreCap Real Estate II, LLC.....	Ownership.....	100.000	MetLife, Inc.....	..N.....	
0241	MetLife.....	00000..					PREFCO Twenty Limited Partnership.....	CT.....	NIA.....	EntreCap Real Estate II, LLC.....	Ownership.....	99.000	MetLife, Inc.....	..N.....	
0241	MetLife.....	00000..					PREFCO Twenty Limited Partnership.....	CT.....	NIA.....	PREFCO Vingt LLC.....	Ownership.....	1.000	MetLife, Inc.....	..N.....	
0241	MetLife.....	00000..					Plaza Drive Properties, LLC.....	DE.....	NIA.....	Metropolitan Tower Life Insurance Company...	Ownership.....	100.000	MetLife, Inc.....	..N.....	
0241	MetLife.....	00000..					MTL Leasing, LLC.....	DE.....	NIA.....	Metropolitan Tower Life Insurance Company...	Ownership.....	100.000	MetLife, Inc.....	..N.....	
0241	MetLife.....	00000..					PREFCO IX Realty LLC.....	CT.....	NIA.....	MTL Leasing, LLC.....	Ownership.....	100.000	MetLife, Inc.....	..N.....	
0241	MetLife.....	00000..					PREFCO XIV Holdings LLC.....	CT.....	NIA.....	MTL Leasing, LLC.....	Ownership.....	100.000	MetLife, Inc.....	..N.....	
0241	MetLife.....	00000..					PREFCO Fourteen Limited Partnership.....	CT.....	NIA.....	MTL Leasing, LLC.....	Ownership.....	99.900	MetLife, Inc.....	..N.....	
0241	MetLife.....	00000..					PREFCO Fourteen Limited Partnership.....	CT.....	NIA.....	PREFCO XIV Holdings LLC.....	Ownership.....	0.100	MetLife, Inc.....	..N.....	
0241	MetLife.....	00000..					1320 Venture LLC.....	DE.....	NIA.....	MTL Leasing, LLC.....	Ownership.....	100.000	MetLife, Inc.....	..N.....	
0241	MetLife.....	00000..	13-3114906..				1320 GP LLC.....	DE.....	NIA.....	MTL Leasing, LLC.....	Ownership.....	100.000	MetLife, Inc.....	..N.....	
0241	MetLife.....	00000..	38-3846857..				1320 Owner LP.....	DE.....	NIA.....	1320 Venture LLC.....	Ownership.....	99.900	MetLife, Inc.....	..N.....	
0241	MetLife.....	00000..	38-3846857..				1320 Owner LP.....	DE.....	NIA.....	1320 GP LLC.....	Ownership.....	0.100	MetLife, Inc.....	..N.....	
0241	MetLife.....	00000..		3077272			MetLife Chile Inversiones Limitada.....	CHL.....	NIA.....	MetLife, Inc.....	Ownership.....	72.351	MetLife, Inc.....	..N.....	
0241	MetLife.....	00000..		3077272			MetLife Chile Inversiones Limitada.....	CHL.....	NIA.....	Inversiones MetLife Holdco Dos Limitada.....	Ownership.....	2.767	MetLife, Inc.....	..N.....	
0241	MetLife.....	00000..		3077272			MetLife Chile Inversiones Limitada.....	CHL.....	NIA.....	Natloportem Holdings, LLC.....	Ownership.....		MetLife, Inc.....	..N.....	
0241	MetLife.....	00000..		3077272			MetLife Chile Inversiones Limitada.....	CHL.....	NIA.....	American Life Insurance Company.....	Ownership.....	24.882	MetLife, Inc.....	..N.....	
0241	MetLife.....	00000..	82-2405817..				MetLife Investment Management Holdings, LLC	DE.....	NIA.....	MetLife, Inc.....	Ownership.....	100.000	MetLife, Inc.....	..N.....	
0241	MetLife.....	00000..	20-8262386..				Logan Circle Partners, L.P.....	PA.....	NIA.....	MetLife Investment Management Holdings, LLC	Ownership.....	100.000	MetLife, Inc.....	..N.....	
0241	MetLife.....	00000..	20-8262288..				Logan Circle Partners GP, LLC.....	PA.....	NIA.....	MetLife Investment Management Holdings, LLC	Ownership.....	100.000	MetLife, Inc.....	..N.....	
0241	MetLife.....	00000..					MetLife Real Estate Lending Manager LLC.....	DE.....	NIA.....	MetLife Investment Management Holdings, LLC	Ownership.....	100.000	MetLife, Inc.....	..N.....	
0241	MetLife.....	00000..					MetLife Real Estate Lending LLC.....	DE.....	NIA.....	MetLife Investment Management Holdings, LLC	Ownership.....	100.000	MetLife, Inc.....	..N.....	

SCHEDULE Y

PART 1A - DETAIL OF INSURANCE HOLDING COMPANY SYSTEM

1	2	3	4	5	6	7	8	9	10	11	12	13	14	15	16
Group Code	Group Name	NAIC Company Code	ID Number	Federal RSSD	CIK	Name of Securities Exchange if Publicly Traded (U.S. or International)	Names of Parent, Subsidiaries or Affiliates	Domiciliary Location	Relationship to Reporting Entity	Directly Controlled by (Name of Entity/Person)	Type of Control (Ownership Board, Management, Attorney-in-Fact, Influence, Other)	If Control is Ownership Provide Percentage	Ultimate Controlling Entity(ies)/Person(s)	Is an SCA Filing Required? (Y/N)	*
0241	MetLife	00000					ML Venture 1 Manager, S. de R.L. de C.V. (Mexico)	MEX	NIA	MetLife Investment Management Holdings, LLC	Ownership	99.900	MetLife, Inc.	N	
0241	MetLife	00000					ML Venture 1 Manager, S. de R.L. de C.V. (Mexico)	MEX	NIA	MetLife Investment Management Holdings (Ireland) Limited	Ownership	0.100	MetLife, Inc.	N	
0241	MetLife	00000	38-3853223				Logan Circle Partners I LLC	PA	NIA	Logan Circle Partners, L.P.	Ownership	100.000	MetLife, Inc.	N	
0241	MetLife	00000	26-0333595				Logan Circle Partners Investment Management LLC	DE	NIA	Logan Circle Partners, L.P.	Ownership	100.000	MetLife, Inc.	N	
0241	MetLife	00000	AA-2280000	3179774			MetLife Chile Seguros de Vida S.A.	CHL	IA	MetLife Chile Inversiones Limitada	Ownership	99.997	MetLife, Inc.	N	
0241	MetLife	00000	AA-2280000	3179774			MetLife Chile Seguros de Vida S.A.	CHL	IA	International Technical and Advisory Services Limited (DE)	Ownership	0.003	MetLife, Inc.	N	
0241	MetLife	00000					Inversiones MetLife Holdco Tres Limitada (Chile)	CHL	NIA	MetLife Chile Inversiones Limitada	Ownership	97.130	MetLife, Inc.	N	
0241	MetLife	00000					Inversiones MetLife Holdco Tres Limitada (Chile)	CHL	NIA	Inversiones MetLife Holdco Dos Limitada	Ownership	2.870	MetLife, Inc.	N	
0241	MetLife	00000					AFP Provida S.A. (Chile)	CHL	NIA	MetLife Chile Inversiones Limitada	Ownership	10.922	MetLife, Inc.	N	
0241	MetLife	00000					AFP Provida S.A. (Chile)	CHL	NIA	Inversiones MetLife Holdco Tres Limitada	Ownership	42.382	MetLife, Inc.	N	
0241	MetLife	00000					AFP Provida S.A. (Chile)	CHL	NIA	Inversiones MetLife Holdco Dos Limitada	Ownership	42.382	MetLife, Inc.	N	
0241	MetLife	00000		4255282			MetLife Chile Administradora de Mutuos Hipotecarios S.A.	CHL	NIA	MetLife Chile Seguros de Vida S.A.	Ownership	99.900	MetLife, Inc.	N	
0241	MetLife	00000		4255282			MetLife Chile Administradora de Mutuos Hipotecarios S.A.	CHL	NIA	MetLife Chile Inversiones Limitada	Ownership	0.100	MetLife, Inc.	N	
0241	MetLife	00000					Provida Internacional S.A. (Chile)	CHL	NIA	AFP Provida S.A.	Ownership	99.990	MetLife, Inc.	N	
0241	MetLife	00000					Provida Internacional S.A. (Chile)	CHL	NIA	MetLife Chile Inversiones Limitada	Ownership	0.010	MetLife, Inc.	N	
0241	MetLife	00000					AFP Genesis Administradora de Fondos y Fidecomisos S.A. (Ecuador)	ECU	NIA	Provida Internacional S.A.	Ownership	99.900	MetLife, Inc.	N	
0241	MetLife	00000					AFP Genesis Administradora de Fondos y Fidecomisos S.A. (Ecuador)	ECU	NIA	AFP Provida S.A.	Ownership	0.100	MetLife, Inc.	N	
0241	MetLife	00000					MetLife Chile Seguros Generales S.A. (Chile)	CHL	IA	MetLife Chile Inversiones Limitada	Ownership	99.980	MetLife, Inc.	N	
0241	MetLife	00000					MetLife Chile Seguros Generales S.A. (Chile)	CHL	IA	Inversiones MetLife Holdco Dos Limitada	Ownership	0.020	MetLife, Inc.	N	
0241	MetLife	00000	52-1528581	3921834	727303		SafeGuard Health Enterprises, Inc.	DE	NIA	MetLife, Inc.	Ownership	100.000	MetLife, Inc.	N	
0241	MetLife	14170	33-0733552				MetLife Health Plans, Inc.	NJ	NIA	SafeGuard Health Enterprises, Inc.	Ownership	100.000	MetLife, Inc.	N	
0241	MetLife	00000	95-2879515				SafeGuard Health Plans, Inc. (CA)	CA	NIA	SafeGuard Health Enterprises, Inc.	Ownership	100.000	MetLife, Inc.	N	
0241	MetLife	79014	33-0515751				SafeHealth Life Insurance Company	CA	NIA	SafeGuard Health Enterprises, Inc.	Ownership	100.000	MetLife, Inc.	N	
0241	MetLife	52009	65-0073323				SafeGuard Health Plans, Inc. (FL)	FL	NIA	SafeGuard Health Enterprises, Inc.	Ownership	100.000	MetLife, Inc.	N	
0241	MetLife	95051	75-2046497				SafeGuard Health Plans, Inc. (TX)	TX	NIA	SafeGuard Health Enterprises, Inc.	Ownership	100.000	MetLife, Inc.	N	
0241	MetLife	00000	98-1099650				MetLife Global Benefits, Ltd.	CYM	IA	MetLife, Inc.	Ownership	100.000	MetLife, Inc.	N	
0241	MetLife	00000	36-3665871	3165900			Cova Life Management Company	DE	NIA	MetLife, Inc.	Ownership	100.000	MetLife, Inc.	N	
0241	MetLife	00000	20-5707084	3817825			MetLife Services and Solutions, LLC	DE	NIA	MetLife Group, Inc.	Ownership	100.000	MetLife, Inc.	N	
0241	MetLife	00000		3818523			MetLife Solutions Pte. Ltd.	SGP	NIA	MetLife Services and Solutions, LLC	Ownership	100.000	MetLife, Inc.	N	
0241	MetLife	00000	98-0613376	3818550			MetLife Global Operations Support Center Private Limited	IND	NIA	MetLife Solutions Pte. Ltd.	Ownership	100.000	MetLife, Inc.	N	
0241	MetLife	00000	98-0613376	3818550			MetLife Global Operations Support Center Private Limited	IND	NIA	Natiloportem Holdings, LLC	Ownership		MetLife, Inc.	N	
0241	MetLife	00000		3818541			MetLife Services East Private Limited	IND	NIA	MetLife Solutions Pte. Ltd.	Ownership	99.990	MetLife, Inc.	N	
0241	MetLife	00000		3818541			MetLife Services East Private Limited	IND	NIA	Natiloportem Holdings, LLC	Ownership	0.010	MetLife, Inc.	N	

97.7

SCHEDULE Y

PART 1A - DETAIL OF INSURANCE HOLDING COMPANY SYSTEM

1	2	3	4	5	6	7	8	9	10	11	12	13	14	15	16
Group Code	Group Name	NAIC Company Code	ID Number	Federal RSSD	CIK	Name of Securities Exchange if Publicly Traded (U.S. or International)	Names of Parent, Subsidiaries or Affiliates	Domiciliary Location	Relationship to Reporting Entity	Directly Controlled by (Name of Entity/Person)	Type of Control (Ownership Board, Management, Attorney-in-Fact, Influence, Other)	If Control is Ownership Provide Percentage	Ultimate Controlling Entity(ies)/Person(s)	Is an SCA Filing Required? (Y/N)	*
0241	MetLife.....	00000..	22-3805708..	3302488			Newbury Insurance Company, Limited.....	DE.....	IA.....	MetLife, Inc.....	Ownership.....	100.000	MetLife, Inc.....	..N.....	
0241	MetLife.....	00000..	13-3179826..	3219782			MetLife Digital Ventures, Inc.....	DE.....	NIA.....	MetLife, Inc.....	Ownership.....	100.000	MetLife, Inc.....	..N.....	
0241	MetLife.....	13626..	20-5819518..	3921870			MetLife Reinsurance Company of Charleston.....	SC.....	IA.....	MetLife, Inc.....	Ownership.....	100.000	MetLife, Inc.....	..N.....	
0241	MetLife.....	00000..	26-6122204..	4254959			MetLife Capital Trust IV.....	DE.....	NIA.....	MetLife, Inc.....	Ownership.....	100.000	MetLife, Inc.....	..N.....	
0241	MetLife.....	00000..	27-0858844..	4278786			MetLife Home Loans LLC.....	DE.....	NIA.....	MetLife, Inc.....	Ownership.....	100.000	MetLife, Inc.....	..N.....	
0241	MetLife.....	00000..	75-2417735..	2602211			Federal Flood Certification LLC.....	TX.....	NIA.....	MetLife, Inc.....	Ownership.....	100.000	MetLife, Inc.....	..N.....	
0241	MetLife.....	00000..	55-0790010..	3165807			MetLife Group, Inc.....	NY.....	NIA.....	MetLife, Inc.....	Ownership.....	100.000	MetLife, Inc.....	..N.....	
0241	MetLife.....	00000..	13-4075851..	3576355			MetLife Investment Advisors, LLC.....	DE.....	NIA.....	MetLife, Inc.....	Ownership.....	100.000	MetLife, Inc.....	..N.....	
0241	MetLife.....	00000..					MLIA SBAF Manager, LLC (DE).....	DE.....	NIA.....	MetLife Investment Advisors, LLC.....	Ownership.....	100.000	MetLife, Inc.....	..N.....	
0241	MetLife.....	00000..					MetLife Middle Market Private Debt GP, LLC (DE).....	DE.....	NIA.....	MetLife Investment Advisors, LLC.....	Ownership.....	100.000	MetLife, Inc.....	..N.....	
0241	MetLife.....	00000..					MetLife Middle Market Private Debt Fund, LP (DE).....	DE.....	NIA.....	MetLife Private Equity Holdings.....	Ownership.....	31.150	MetLife, Inc.....	..N.....	
0242	MetLife.....	00001..					MetLife Middle Market Private Debt Fund, LP (DE).....	DE.....	NIA.....	Metropolitan Life Insurance Company.....	Ownership.....	31.150	MetLife, Inc.....	..N.....	
0243	MetLife.....	00002..					MetLife Middle Market Private Debt Fund, LP (DE).....	DE.....	NIA.....	MetLife Middle Market Private Debt GP, LLC (DE).....	Ownership.....	0.350	MetLife, Inc.....	..N.....	
0241	MetLife.....	00000..					MetLife Middle Market Private Debt Parallel GP, LLC (DE).....	DE.....	NIA.....	MetLife Investment Advisors, LLC.....	Ownership.....	100.000	MetLife, Inc.....	..N.....	
0241	MetLife.....	00000..					MetLife Middle Market Private Debt Parallel Fund, LP(DE).....	CYM.....	NIA.....	MetLife Insurance K.K. (Japan).....	Ownership.....	100.000	MetLife, Inc.....	..N.....	
0241	MetLife.....	00000..					MLIA Manager I, LLC (DE).....	DE.....	NIA.....	MetLife Investment Advisors, LLC.....	Ownership.....	100.000	MetLife, Inc.....	..N.....	
0241	MetLife.....	00000..	20-4607161..				MetLife European Holdings, LLC.....	DE.....	NIA.....	MetLife, Inc.....	Ownership.....	100.000	MetLife, Inc.....	..N.....	
0241	MetLife.....	00000..					MetLife Core Property Fund GP, LLC.....	DE.....	NIA.....	MetLife Investment Advisors, LLC.....	Ownership.....	100.000	MetLife, Inc.....	..N.....	
0241	MetLife.....	00000..	80-0946518..				MetLife Core Property Fund, LP.....	DE.....	NIA.....	Metropolitan Life Insurance Company.....	Ownership.....	15.600	MetLife, Inc.....	..N.....	
0241	MetLife.....	00000..	80-0946518..				MetLife Core Property Fund, LP.....	DE.....	NIA.....	Metropolitan Life Insurance Company (on behalf of Sep Acct 746).....	Ownership.....	2.520	MetLife, Inc.....	..N.....	
0241	MetLife.....	00000..	80-0946518..				MetLife Core Property Fund, LP.....	DE.....	NIA.....	MetLife Insurance Company of Korea, Limited.....	Ownership.....	2.040	MetLife, Inc.....	..N.....	
0241	MetLife.....	00000..	80-0946518..				MetLife Core Property Fund, LP.....	DE.....	NIA.....	Metropolitan Tower Life Insurance Company... ..	Ownership.....	0.050	MetLife, Inc.....	..N.....	
0241	MetLife.....	00000..	80-0946518..				MetLife Core Property Fund, LP.....	DE.....	NIA.....	MetLife Insurance K.K. (Japan).....	Ownership.....	6.940	MetLife, Inc.....	..N.....	
0241	MetLife.....	00000..	80-0946518..				MetLife Core Property Fund, LP.....	DE.....	NIA.....	Metropolitan Property and Casualty Insurance Company.....	Ownership.....	1.760	MetLife, Inc.....	..N.....	
0241	MetLife.....	00000..	80-0947139..				MetLife Core Property REIT, LLC.....	DE.....	NIA.....	MetLife Core Property Fund, LP.....	Ownership.....	100.000	MetLife, Inc.....	..N.....	
0241	MetLife.....	00000..	46-3934926..				MetLife Core Property Holdings, LLC.....	DE.....	NIA.....	MetLife Core Property REIT, LLC.....	Ownership.....	100.000	MetLife, Inc.....	..N.....	
0241	MetLife.....	00000..					MCP Property Management LLC (DE).....	DE.....	NIA.....	MetLife Core Property Holdings, LLC.....	Ownership.....	100.000	MetLife, Inc.....	..N.....	
0241	MetLife.....	00000..					MCP Core Property TRS, LLC (DE).....	DE.....	NIA.....	MetLife Core Property Holdings, LLC.....	Ownership.....	100.000	MetLife, Inc.....	..N.....	
0241	MetLife.....	00000..	13-4075851..				MetLife Commercial Mortgage Income Fund GP, LLC.....	DE.....	NIA.....	MetLife Investment Advisors, LLC.....	Ownership.....	100.000	MetLife, Inc.....	..N.....	
0241	MetLife.....	00000..	47-2630137..				MetLife Commercial Mortgage Income Fund LP.....	DE.....	NIA.....	Metropolitan Life Insurance Company.....	Ownership.....	26.600	MetLife, Inc.....	..N.....	
0241	MetLife.....	00000..	47-2630137..				MetLife Commercial Mortgage Income Fund LP.....	DE.....	NIA.....	MetLife Insurance Company of Korea, Limited.....	Ownership.....	2.100	MetLife, Inc.....	..N.....	
0241	MetLife.....	00000..	47-2630137..				MetLife Commercial Mortgage Income Fund LP.....	DE.....	NIA.....	MetLife Limited.....	Ownership.....	2.700	MetLife, Inc.....	..N.....	
0241	MetLife.....	00000..	47-2630137..				MetLife Commercial Mortgage Income Fund LP.....	DE.....	NIA.....	Metropolitan Life Insurance Company of Hong Kong Limited.....	Ownership.....	0.030	MetLife, Inc.....	..N.....	

97.8

SCHEDULE Y

PART 1A - DETAIL OF INSURANCE HOLDING COMPANY SYSTEM

1	2	3	4	5	6	7	8	9	10	11	12	13	14	15	16
Group Code	Group Name	NAIC Company Code	ID Number	Federal RSSD	CIK	Name of Securities Exchange if Publicly Traded (U.S. or International)	Names of Parent, Subsidiaries or Affiliates	Domiciliary Location	Relationship to Reporting Entity	Directly Controlled by (Name of Entity/Person)	Type of Control (Ownership Board, Management, Attorney-in-Fact, Influence, Other)	If Control is Ownership Provide Percentage	Ultimate Controlling Entity(ies)/Person(s)	Is an SCA Filing Required? (Y/N)	*
0241	MetLife	00000	47-2630137				MetLife Commercial Mortgage Income Fund LP	DE	NIA	Metropolitan Tower Life Insurance Company... MetLife Commercial Mortgage Income Fund, LP	Ownership	2.700	MetLife, Inc.	N	
0241	MetLife	00000	47-2688528				MetLife Commercial Mortgage REIT, LLC	DE	NIA	MetLife Commercial Mortgage REIT, LLC	Ownership	100.000	MetLife, Inc.	N	
0241	MetLife	00000	47-2703778				MetLife Commercial Mortgage Originator, LLC	DE	NIA	MetLife Commercial Mortgage Originator, LLC	Ownership	100.000	MetLife, Inc.	N	
0241	MetLife	00000	47-5495603				MCMIF Holdco I, LLC	DE	NIA	MetLife Commercial Mortgage Originator, LLC	Ownership	100.000	MetLife, Inc.	N	
0241	MetLife	00000					MCMIF Holdco II, LLC	DE	NIA	MetLife Commercial Mortgage Originator, LLC	Ownership	100.000	MetLife, Inc.	N	
0241	MetLife	00000					MetLife International PE Fund I, LP	CYM	NIA	MetLife Insurance K.K. (Japan)	Ownership	92.593	MetLife, Inc.	N	
0241	MetLife	00000					MetLife International PE Fund I, LP	CYM	NIA	Metropolitan Life Insurance Company of Hong Kong Limited	Ownership	0.576	MetLife, Inc.	N	
0241	MetLife	00000					MetLife International PE Fund I, LP	CYM	NIA	MetLife Limited (Hong Kong)	Ownership	2.716	MetLife, Inc.	N	
0241	MetLife	00000					MetLife International PE Fund I, LP	CYM	NIA	MetLife Mexico S.A.	Ownership	4.115	MetLife, Inc.	N	
0241	MetLife	00000					MetLife Alternatives GP, LLC	DE	NIA	MetLife Investment Advisors, LLC	Ownership	100.000	MetLife, Inc.	N	
0241	MetLife	00000	98-1150291				MetLife International HF Partners, LP	CYM	NIA	MetLife Insurance K.K. (Japan)	Ownership	88.220	MetLife, Inc.	N	
0241	MetLife	00000	98-1150291				MetLife International HF Partners, LP	CYM	NIA	MetLife Insurance Company of Korea, Limited	Ownership	9.470	MetLife, Inc.	N	
0241	MetLife	00000	98-1150291				MetLife International HF Partners, LP	CYM	NIA	MetLife Limited (Hong Kong)	Ownership	2.290	MetLife, Inc.	N	
0241	MetLife	00000	98-1150291				MetLife International HF Partners, LP	CYM	NIA	MetLife Alternatives GP, LLC	Ownership	0.020	MetLife, Inc.	N	
0241	MetLife	00000	98-1162663				MetLife International PE Fund II, LP	CYM	NIA	MetLife Insurance K.K. (Japan)	Ownership	94.540	MetLife, Inc.	N	
0241	MetLife	00000	98-1162663				MetLife International PE Fund II, LP	CYM	NIA	MetLife Limited (Hong Kong)	Ownership	2.770	MetLife, Inc.	N	
0241	MetLife	00000	98-1162663				MetLife International PE Fund II, LP	CYM	NIA	MetLife Mexico S.A.	Ownership	2.100	MetLife, Inc.	N	
0241	MetLife	00000	98-1162663				MetLife International PE Fund II, LP	CYM	NIA	Metropolitan Life Insurance Company of Hong Kong Limited	Ownership	0.590	MetLife, Inc.	N	
0241	MetLife	00000	98-1226825				MetLife International PE Fund III, LP	CYM	NIA	MetLife Insurance K.K. (Japan)	Ownership	88.930	MetLife, Inc.	N	
0241	MetLife	00000	98-1226825				MetLife International PE Fund III, LP	CYM	NIA	MetLife Insurance Company of Korea, Limited	Ownership	7.910	MetLife, Inc.	N	
0241	MetLife	00000	98-1226825				MetLife International PE Fund III, LP	CYM	NIA	Metropolitan Life Insurance Company of Hong Kong Limited	Ownership	0.550	MetLife, Inc.	N	
0241	MetLife	00000	98-1226825				MetLife International PE Fund III, LP	CYM	NIA	MetLife Limited (Hong Kong)	Ownership	2.610	MetLife, Inc.	N	
0241	MetLife	00000	98-1277596				MetLife International PE Fund IV, LP	CYM	NIA	MetLife Insurance K.K. (Japan)	Ownership	94.700	MetLife, Inc.	N	
0241	MetLife	00000	98-1277596				MetLife International PE Fund IV, LP	CYM	NIA	MetLife Insurance Company of Korea, Limited	Ownership	3.790	MetLife, Inc.	N	
0241	MetLife	00000	98-1277596				MetLife International PE Fund IV, LP	CYM	NIA	MetLife Limited (Hong Kong)	Ownership	1.510	MetLife, Inc.	N	
0241	MetLife	00000					MetLife International PE Fund V, LP	CYM	NIA	MetLife Insurance K.K. (Japan)	Ownership	81.699	MetLife, Inc.	N	
0241	MetLife	00000					MetLife International PE Fund V, LP	CYM	NIA	MetLife Insurance Company of Korea, Limited	Ownership	3.268	MetLife, Inc.	N	
0241	MetLife	00000					MetLife International PE Fund V, LP	CYM	NIA	MetLife Limited (Hong Kong)	Ownership	15.033	MetLife, Inc.	N	
0241	MetLife	00000					MetLife International PE Fund VI, LP	CYM	NIA	MetLife Insurance K.K. (Japan)	Ownership	76.323	MetLife, Inc.	N	
0241	MetLife	00000					MetLife International PE Fund VI, LP	CYM	NIA	MetLife Insurance Company of Korea, Limited	Ownership	3.469	MetLife, Inc.	N	
0241	MetLife	00000					MetLife International PE Fund VI, LP	CYM	NIA	MetLife Limited (Hong Kong)	Ownership	20.208	MetLife, Inc.	N	
0241	MetLife	00000					MetLife Loan Asset Management, LLC	DE	NIA	MetLife Investment Advisors, LLC	Ownership	100.000	MetLife, Inc.	N	
0241	MetLife	00000	46-4140926				MIM Property Management, LLC	DE	NIA	MetLife Investment Advisors, LLC	Ownership	100.000	MetLife, Inc.	N	
0241	MetLife	00000					MIM Property Management of Georgia 1, LLC	DE	NIA	MIM Property Management, LLC	Ownership	100.000	MetLife, Inc.	N	
0241	MetLife	13092	26-1511401	4300892			MetLife Reinsurance Company of Vermont	VT	IA	MetLife, Inc.	Ownership	100.000	MetLife, Inc.	N	
0241	MetLife	62634	51-0104167	4255107			Delaware American Life Insurance Company	DE	IA	MetLife, Inc.	Ownership	100.000	MetLife, Inc.	N	
0241	MetLife	00000	27-1206753				MetLife Consumer Services, Inc.	DE	NIA	MetLife, Inc.	Ownership	100.000	MetLife, Inc.	N	
0241	MetLife	00000	81-2253384				MetLife Insurance Brokerage, Inc.	NY	NIA	MetLife, Inc.	Ownership	100.000	MetLife, Inc.	N	
0241	MetLife	60690	98-0000065	4247326			American Life Insurance Company	DE	IA	MetLife, Inc.	Ownership	100.000	MetLife, Inc.	N	
0241	MetLife	00000	AA-1580066				MetLife Insurance K.K. (Japan)	JPN	IA	American Life Insurance Company	Ownership	100.000	MetLife, Inc.	N	

97.9

SCHEDULE Y

PART 1A - DETAIL OF INSURANCE HOLDING COMPANY SYSTEM

1	2	3	4	5	6	7	8	9	10	11	12	13	14	15	16
Group Code	Group Name	NAIC Company Code	ID Number	Federal RSSD	CIK	Name of Securities Exchange if Publicly Traded (U.S. or International)	Names of Parent, Subsidiaries or Affiliates	Domiciliary Location	Relationship to Reporting Entity	Directly Controlled by (Name of Entity/Person)	Type of Control (Ownership Board, Management, Attorney-in-Fact, Influence, Other)	If Control is Ownership Provide Percentage	Ultimate Controlling Entity(ies)/Person(s)	Is an SCA Filing Required? (Y/N)	*
0241	MetLife.....	00000...		4255330			Communication One Kabushiki Kaisha (Japan).	JPN.....	NIA.....	MetLife Insurance K.K. (Japan).....	Ownership.....	100.000	MetLife, Inc.....	N.....	
0241	MetLife.....	00000...		4250018			MetLife Life Insurance Company (Egypt).....	EGY.....	IA.....	MetLife Global Holding Company I GmbH (Swiss)	Ownership.....	84.125	MetLife, Inc.....	N.....	
0241	MetLife.....	00000...	AA-1860015.				MetLife Emeklilik ve Hayat A.S. (Turkey).....	TUR.....	IA.....	MetLife Global Holding Company II GmbH (Swiss)	Ownership.....	99.980	MetLife, Inc.....	N.....	
0241	MetLife.....	00000...					MetLife Life Insurance S.A. (Greece).....	GRC.....	IA.....	MetLife EU Holding Company Limited (Ireland)	Ownership.....	100.000	MetLife, Inc.....	N.....	
0241	MetLife.....	00000...		4255349			MetLife Mutual Fund Company (Greece).....	GRC.....	NIA.....	MetLife Life Insurance Company S.A.....	Ownership.....	90.000	MetLife, Inc.....	N.....	
0241	MetLife.....	00000...		4304032			International Investment Holding Company Limited (Russia)	RUS.....	NIA.....	American Life Insurance Company	Ownership.....	100.000	MetLife, Inc.....	N.....	
0241	MetLife.....	00000...					MetLife American International Group and Arab National Bank Cooperative Insurance Company	SAU.....	IA.....	American Life Insurance Company	Ownership.....	30.000	MetLife, Inc.....	N.....	
0241	MetLife.....	00000...		4250072			PJSC MetLife (Ukraine).....	UKR.....	IA.....	MetLife Global Holding Company II GmbH (Swiss)	Ownership.....	99.999	MetLife, Inc.....	N.....	
0241	MetLife.....	00000...		4250072			PJSC MetLife (Ukraine).....	UKR.....	IA.....	International Technical and Advisory Services Limited (DE)	Ownership.....	0.001	MetLife, Inc.....	N.....	
0241	MetLife.....	00000...		4250072			PJSC MetLife (Ukraine).....	UKR.....	IA.....	Borderland Investments Limited (DE).....	Ownership.....	0.001	MetLife, Inc.....	N.....	
0241	MetLife.....	00000...					MetLife Innovation Centre Limited.....	IRL.....	NIA.....	MetLife Global Holding Company II GmbH (Swiss)	Ownership.....	99.999	MetLife, Inc.....	N.....	
0241	MetLife.....	00000...	51-0205283.				International Technical and Advisory Services Limited	DE.....	NIA.....	American Life Insurance Company	Ownership.....	100.000	MetLife, Inc.....	Y.....	
0241	MetLife.....	00000...	02-0649743.				Borderland Investments Limited (USA-Delaware)	DE.....	NIA.....	American Life Insurance Company	Ownership.....	100.000	MetLife, Inc.....	Y.....	
0241	MetLife.....	00000...					ALICO Hellas Single Member Limited Liability Company (Greece)	GRC.....	NIA.....	Borderland Investments Limited (DE).....	Ownership.....	100.000	MetLife, Inc.....	N.....	
0241	MetLife.....	00000...					MetLife Asset Management Corp. (Japan).....	JPN.....	NIA.....	ALICO Operations, LLC (DE).....	Ownership.....	100.000	MetLife, Inc.....	N.....	
0241	MetLife.....	00000...		4249311			MetLife Mas, S.A. de C.V (Mexico).....	MEX.....	IA.....	MetLife International Holdings, LLC.....	Ownership.....	100.000	MetLife, Inc.....	N.....	
0241	MetLife.....	00000...		4249311			MetLife Mas, S.A. de C.V (Mexico).....	MEX.....	IA.....	International Technical and Advisory Services Limited (DE)	Ownership.....		MetLife, Inc.....	N.....	
0241	MetLife.....	00000...		4251293			MetLife Seguros S.A. (Uruguay).....	URY.....	IA.....	ALICO Operations, LLC (DE).....	Ownership.....	100.000	MetLife, Inc.....	N.....	
0241	MetLife.....	00000...					MetLife Colombia Seguros de Vida S.A. (Columbia)	COL.....	IA.....	MetLife Global Holding Company II GmbH (Swiss)	Ownership.....	90.000	MetLife, Inc.....	N.....	
0241	MetLife.....	00000...					MetLife Colombia Seguros de Vida S.A. (Columbia)	COL.....	IA.....	MetLife Global Holding Company I GmbH (Swiss)	Ownership.....	10.000	MetLife, Inc.....	N.....	
0241	MetLife.....	00000...					MetLife Colombia Seguros de Vida S.A. (Columbia)	COL.....	IA.....	International Technical and Advisory Services Limited (DE)	Ownership.....		MetLife, Inc.....	N.....	
0241	MetLife.....	00000...					MetLife Colombia Seguros de Vida S.A. (Columbia)	COL.....	IA.....	Borderland Investments Limited (DE).....	Ownership.....		MetLife, Inc.....	N.....	
0241	MetLife.....	00000...					MetLife Colombia Seguros de Vida S.A. (Columbia)	COL.....	IA.....	Natloportem Holdings, LLC.....	Ownership.....		MetLife, Inc.....	N.....	
0241	MetLife.....	00000...		4254445			MetLife Latin America Asesorias e Inversiones Limitada (Chile)	CHL.....	NIA.....	MetLife Investment Management Holdings (Ireland) Limited	Ownership.....	99.990	MetLife, Inc.....	N.....	
0241	MetLife.....	00000...		4254445			MetLife Latin America Asesorias e Inversiones Limitada (Chile)	CHL.....	NIA.....	MetLife Global Holding Company II GmbH (Swiss)	Ownership.....	0.010	MetLife, Inc.....	N.....	
0241	MetLife.....	00000...		4275534			MetLife Investments Asia Limited (Hong Kong).	HKG.....	NIA.....	MetLife Investment Management Holdings (Ireland) Limited	Ownership.....	100.000	MetLife, Inc.....	N.....	

97.10

SCHEDULE Y

PART 1A - DETAIL OF INSURANCE HOLDING COMPANY SYSTEM

1	2	3	4	5	6	7	8	9	10	11	12	13	14	15	16
Group Code	Group Name	NAIC Company Code	ID Number	Federal RSSD	CIK	Name of Securities Exchange if Publicly Traded (U.S. or International)	Names of Parent, Subsidiaries or Affiliates	Domiciliary Location	Relationship to Reporting Entity	Directly Controlled by (Name of Entity/Person)	Type of Control (Ownership Board, Management, Attorney-in-Fact, Influence, Other)	If Control is Ownership Provide Percentage	Ultimate Controlling Entity(ies)/Person(s)	Is an SCA Filing Required? (Y/N)	*
0241	MetLife.....	00000..		4254427			MetLife Investments Limited (UK).....	GBR.....	NIA.....	MetLife Investment Management Holdings (Ireland) Limited	Ownership.....	99.900	MetLife, Inc.....	..N.....	
0241	MetLife.....	00000..		4254427			MetLife Investments Limited (UK).....	GBR.....	NIA.....	MetLife Global Holding Company II GmbH (Swiss)	Ownership.....	0.100	MetLife, Inc.....	..N.....	
0241	MetLife.....	00000..					MetLife Global Infrastructure LUX GP, S.a.r.l. (Luxembourg)	LUX.....	NIA.....	MetLife Investment Management Holdings (Ireland) Limited	Ownership.....	100.000	MetLife, Inc.....	..N.....	
0241	MetLife.....	00000..	13-3912049..				ALICO Properties, Inc. (USA-Delaware).....	DE.....	NIA.....	American Life Insurance Company	Ownership.....	51.000	MetLife, Inc.....	..Y.....	
0241	MetLife.....	00000..	13-3919049..				Global Properties, Inc. (USA-Delaware).....	DE.....	NIA.....	ALICO Properties, Inc.....	Ownership.....	100.000	MetLife, Inc.....	..N.....	
0241	MetLife.....	00000..					MetLife Global Holding Company I GmbH (Swiss)	CHE.....	NIA.....	American Life Insurance Company.....	Ownership.....	100.000	MetLife, Inc.....	..N.....	
0241	MetLife.....	00000..					MetLife Global Holding Company II GmbH (Swiss)	CHE.....	NIA.....	MetLife Global Holding Company I GmbH (Swiss)	Ownership.....	100.000	MetLife, Inc.....	..N.....	
0241	MetLife.....	00000..					MetLife Investment Management Holdings (Ireland) Limited	IRL.....	NIA.....	MetLife Global Holding Company II GmbH (Swiss)	Ownership.....	100.000	MetLife, Inc.....	..N.....	
0241	MetLife.....	00000..					MetLife Syndicated Bank Loan Lux GP, S.à.r.l.	LUX.....	NIA.....	MetLife Investment Management Holdings (Ireland) Limited	Ownership.....	100.000	MetLife, Inc.....	..N.....	
0241	MetLife.....	00000..	98-1372544..				MetLife BL Feeder (Cayman), LP.....	CYM.....	NIA.....	MetLife Limited (Hong Kong).....	Ownership.....	3.140	MetLife, Inc.....	..N.....	
0241	MetLife.....	00000..	98-1372544..				MetLife BL Feeder (Cayman), LP.....	CYM.....	NIA.....	MetLife Insurance K.K. (Japan).....	Ownership.....	93.720	MetLife, Inc.....	..N.....	
0241	MetLife.....	00000..	98-1372544..				MetLife BL Feeder (Cayman), LP.....	CYM.....	NIA.....	MetLife Insurance Company of Korea, Limited	Ownership.....	3.140	MetLife, Inc.....	..N.....	
0241	MetLife.....	00000..	82-3255634..				MetLife BL Feeder , LP.....	DE.....	NIA.....	Metropolitan Life Insurance Company.....	Ownership.....	49.260	MetLife, Inc.....	..N.....	
0241	MetLife.....	00000..	98-1372721..				MetLife Syndicated Bank Loan Fund, SCSp (Luxembourg)	LUX.....	NIA.....	MetLife Syndicated Bank Loan Lux GP, S.à.r.l.	Management.....		MetLife, Inc.....	..N.....	
0241	MetLife.....	00000..	30-0615846..				ALICO Operations, LLC (DE).....	DE.....	NIA.....	MetLife Global Holding Company II GmbH (Swiss)	Ownership.....	100.000	MetLife, Inc.....	..N.....	
0241	MetLife.....	00000..					MetLife EU Holding Company Limited (Ireland)	IRL.....	NIA.....	MetLife Global Holding Company II GmbH (Swiss)	Ownership.....	100.000	MetLife, Inc.....	..N.....	
0241	MetLife.....	00000..	98-0552186..	4249302			ALICO European Holding Limited (Ireland).....	IRL.....	NIA.....	MetLife Global Holding Company II GmbH (Swiss)	Ownership.....	100.000	MetLife, Inc.....	..N.....	
0241	MetLife.....	00000..	AA-1780108.				MetLife Europe d.a.c.	IRL.....	IA.....	MetLife EU Holding Company Limited (Ireland)	Ownership.....	100.000	MetLife, Inc.....	..N.....	
0241	MetLife.....	00000..					MetLife Services EOOD (Bulgaria)	BGR.....	NIA.....	MetLife EU Holding Company Limited (Ireland)	Ownership.....	100.000	MetLife, Inc.....	..N.....	
0241	MetLife.....	00000..					MetLife Pension Trustees Limited (UK).....	GBR.....	IA.....	MetLife Europe d.a.c.	Ownership.....	100.000	MetLife, Inc.....	..N.....	
0241	MetLife.....	00000..		4255367			First American-Hungarian Insurance Agency Limited (Hungary)	HUN.....	IA.....	MetLife EU Holding Company Limited (Ireland)	Ownership.....	100.000	MetLife, Inc.....	..N.....	
0241	MetLife.....	00000..		4258407			MetLife Solutions S.A.S. (France).....	FRA.....	NIA.....	MetLife EU Holding Company Limited (Ireland)	Ownership.....	100.000	MetLife, Inc.....	..N.....	
0241	MetLife.....	00000..					MetLife Asia Holding Company Pte. Ltd.	SGP.....	NIA.....	MetLife Global Holding Company II GmbH (Swiss)	Ownership.....	100.000	MetLife, Inc.....	..N.....	
0241	MetLife.....	00000..					MetLife Innovation Centre Pte. Ltd	SGP.....	NIA.....	MetLife Asia Holding Company Pte. Ltd	Ownership.....	100.000	MetLife, Inc.....	..N.....	
0241	MetLife.....	00000..					LumenLab Malaysia Sdn. Bhd. (Malaysia).....	MYS.....	NIA.....	MetLife Innovation Centre Pte. Ltd	Ownership.....	100.000	MetLife, Inc.....	..N.....	
0241	MetLife.....	00000..					MetLife Reinsurance Company of Bermuda Ltd.	BMU.....	IA.....	MetLife Global Holding Company II GmbH (Swiss)	Ownership.....	100.000	MetLife, Inc.....	..N.....	
0241	MetLife.....	00000..					MetLife Investment Management Limited (UK)..	GBR.....	NIA.....	MetLife Global Holding Company II GmbH (Swiss)	Ownership.....	100.000	MetLife, Inc.....	..N.....	

97.11

SCHEDULE Y

PART 1A - DETAIL OF INSURANCE HOLDING COMPANY SYSTEM

1	2	3	4	5	6	7	8	9	10	11	12	13	14	15	16
Group Code	Group Name	NAIC Company Code	ID Number	Federal RSSD	CIK	Name of Securities Exchange if Publicly Traded (U.S. or International)	Names of Parent, Subsidiaries or Affiliates	Domiciliary Location	Relationship to Reporting Entity	Directly Controlled by (Name of Entity/Person)	Type of Control (Ownership Board, Management, Attorney-in-Fact, Influence, Other)	If Control is Ownership Provide Percentage	Ultimate Controlling Entity(ies)/Person(s)	Is an SCA Filing Required? (Y/N)	*
0241	MetLife.....	00000.....		4255246			Metropolitan Life Societate de Administrare a unui Fond de Pensii Administrat Privat S.A. (Romania)	ROU.....	IA.....	MetLife EU Holding Company Limited (Ireland)	Ownership.....	99.984	MetLife, Inc.....	N.....	
0241	MetLife.....	00000.....		4255246			Metropolitan Life Societate de Administrare a unui Fond de Pensii Administrat Privat S.A. (Romania)	ROU.....	IA.....	MetLife Services Sp. z o.o.....	Ownership.....	0.016	MetLife, Inc.....	N.....	
0241	MetLife.....	00000.....		4249469			Closed Joint-stock Company Master-D (Russia)	RUS.....	NIA.....	ALICO European Holding Limited (Ireland).....	Ownership.....	100.000	MetLife, Inc.....	N.....	
0241	MetLife.....	00000.....		4249991			Joint-Stock Company MetLife Insurance Company (Russia)	RUS.....	IA.....	MetLife Global Holding Company II GmbH (Swiss)	Ownership.....	49.000	MetLife, Inc.....	N.....	
0241	MetLife.....	00000.....		4249991			Joint-Stock Company MetLife Insurance Company (Russia)	RUS.....	IA.....	Closed Joint-stock Company Master-D (Russia)	Ownership.....	51.000	MetLife, Inc.....	N.....	
0241	MetLife.....	00000.....		4255198			MetLife Slovakia s.r.o.....	SVK.....	NIA.....	MetLife EU Holding Company Limited (Ireland)	Ownership.....	99.956	MetLife, Inc.....	N.....	
0241	MetLife.....	00000.....		4255198			MetLife Slovakia s.r.o.....	SVK.....	NIA.....	International Technical and Advisory Services Limited (DE)	Ownership.....	0.044	MetLife, Inc.....	N.....	
0241	MetLife.....	00000.....					MetLife Services Cyprus Ltd.....	CYP.....	NIA.....	MetLife EU Holding Company Limited (Ireland)	Ownership.....	100.000	MetLife, Inc.....	N.....	
0241	MetLife.....	00000.....					Hellenic Alico Life Insurance Company Ltd. (Cyprus)	CYP.....	IA.....	MetLife Services Cyprus Ltd.....	Ownership.....	27.500	MetLife, Inc.....	N.....	
0241	MetLife.....	00000.....		4247335			MetLife Towarzystwo Ubezpieczen na Zycie i Reasekuracji S.A.	POL.....	IA.....	MetLife EU Holding Company Limited (Ireland)	Ownership.....	100.000	MetLife, Inc.....	N.....	
0241	MetLife.....	00000.....		4255264			MetLife Services Sp. z o.o.....	POL.....	NIA.....	MetLife Towarzystwo Ubezpieczen na Zycie i Reasekuracji S.A.	Ownership.....	100.000	MetLife, Inc.....	N.....	
0241	MetLife.....	00000.....		4251154			MetLife Powszechno Towarzystwo Emerytalne (Poland)	POL.....	IA.....	MetLife Towarzystwo Ubezpieczen na Zycie i Reasekuracji S.A.	Ownership.....	100.000	MetLife, Inc.....	N.....	
0241	MetLife.....	00000.....	AA-9640009.	4255255			MetLife Towarzystwo Funduszy Inwestycyjnych S.A.	POL.....	NIA.....	MetLife Towarzystwo Ubezpieczen na Zycie i Reasekuracji S.A.	Ownership.....	100.000	MetLife, Inc.....	N.....	
0241	MetLife.....	00000.....		4258331			Agenvita S.r.l. (Italy).....	ITA.....	IA.....	MetLife EU Holding Company Limited (Ireland)	Ownership.....	100.000	MetLife, Inc.....	N.....	
0241	MetLife.....	00000.....					MetLife Services, Sociedad Limitada (Spain).....	ESP.....	NIA.....	MetLife EU Holding Company Limited (Ireland)	Ownership.....	100.000	MetLife, Inc.....	N.....	
0241	MetLife.....	00000.....					MetLife Europe Insurance d.a.c.....	IRL.....	IA.....	MetLife EU Holding Company Limited (Ireland)	Ownership.....	100.000	MetLife, Inc.....	N.....	
0241	MetLife.....	00000.....		4189864			MetLife Europe Services Limited (Ireland).....	IRL.....	NIA.....	MetLife EU Holding Company Limited (Ireland)	Ownership.....	100.000	MetLife, Inc.....	N.....	
0241	MetLife.....	00000.....	95-3947585..	3166064			MetLife Investors Group, LLC.....	DE.....	NIA.....	MetLife, Inc.....	Ownership.....	100.000	MetLife, Inc.....	N.....	
0241	MetLife.....	00000.....	43-1906210..	3373563	1130412		MetLife Investments Securities LLC (DE).....	DE.....	NIA.....	MetLife Investors Group, LLC.....	Ownership.....	100.000	MetLife, Inc.....	N.....	
0241	MetLife.....	00000.....	43-1906210..				MetLife Investors Distribution Company.....	MO.....	NIA.....	MetLife Investors Group, LLC.....	Ownership.....	100.000	MetLife, Inc.....	N.....	
0241	MetLife.....	00000.....		4255264			MetLife Services Sp. z o.o.....	POL.....	NIA.....	MetLife Towarzystwo Ubezpieczen na Zycie i Reasekuracji S.A.	Ownership.....	100.000	MetLife, Inc.....	N.....	
0241	MetLife.....	00000.....		4251154			MetLife Powszechno Towarzystwo Emerytalne (Poland)	POL.....	IA.....	MetLife Towarzystwo Ubezpieczen na Zycie i Reasekuracji S.A.	Ownership.....	100.000	MetLife, Inc.....	N.....	
0241	MetLife.....	00000.....	AA-9640009.	4255255			MetLife Towarzystwo Funduszy Inwestycyjnych S.A.	POL.....	NIA.....	MetLife Towarzystwo Ubezpieczen na Zycie i Reasekuracji S.A.	Ownership.....	100.000	MetLife, Inc.....	N.....	
0241	MetLife.....	00000.....		4258331			Agenvita S.r.l. (Italy).....	ITA.....	IA.....	MetLife EU Holding Company Limited (Ireland)	Ownership.....	100.000	MetLife, Inc.....	N.....	

SCHEDULE Y

PART 1A - DETAIL OF INSURANCE HOLDING COMPANY SYSTEM

1	2	3	4	5	6	7	8	9	10	11	12	13	14	15	16
Group Code	Group Name	NAIC Company Code	ID Number	Federal RSSD	CIK	Name of Securities Exchange if Publicly Traded (U.S. or International)	Names of Parent, Subsidiaries or Affiliates	Domiciliary Location	Relationship to Reporting Entity	Directly Controlled by (Name of Entity/Person)	Type of Control (Ownership Board, Management, Attorney-in-Fact, Influence, Other)	If Control is Ownership Provide Percentage	Ultimate Controlling Entity(ies)/Person(s)	Is an SCA Filing Required? (Y/N)	*
0241	MetLife.....	00000..					MetLife Services, Sociedad Limitada (Spain).....	ESP.....	NIA.....	MetLife EU Holding Company Limited (Ireland)	Ownership.....	...100.000	MetLife, Inc.....	...N.....	
0241	MetLife.....	00000..					MetLife Europe Insurance d.a.c.....	IRL.....	IA.....	MetLife EU Holding Company Limited (Ireland)	Ownership.....	...100.000	MetLife, Inc.....	...N.....	
0241	MetLife.....	00000..		...4189864			MetLife Europe Services Limited (Ireland).....	IRL.....	NIA.....	MetLife EU Holding Company Limited (Ireland)	Ownership.....	...100.000	MetLife, Inc.....	...N.....	
0241	MetLife.....	00000..	95-3947585..	...3166064			MetLife Investors Group, LLC.....	DE.....	NIA.....	MetLife, Inc.....	Ownership.....	...100.000	MetLife, Inc.....	...N.....	
0241	MetLife.....	00000..	43-1906210..	...3373563	...1130412		MetLife Investments Securities LLC (DE).....	DE.....	NIA.....	MetLife Investors Group, LLC.....	Ownership.....	...100.000	MetLife, Inc.....	...N.....	
0241	MetLife.....	00000..	43-1906210..				MetLife Investors Distribution Company.....	MO.....	NIA.....	MetLife Investors Group, LLC.....	Ownership.....	...100.000	MetLife, Inc.....	...N.....	

Metropolitan Group Property and Casualty Insurance Company

SCHEDULE Y

PART 2 - SUMMARY OF INSURER'S TRANSACTIONS WITH ANY AFFILIATES

1	2	3	4	5	6	7	8	9	10	11	12	13
NAIC Company Code	ID Number	Names of Insurers and Parent, Subsidiaries or Affiliates	Shareholder Dividends	Capital Contributions	Purchases, Sales or Exchanges of Loans, Securities, Real Estate, Mortgage Loans or Other Investments	Income/ (Disbursements) Incurred in Connection with Guarantees or Undertakings for the Benefit of any Affiliate(s)	Management Agreements and Service Contracts	Income/ (Disbursements) Incurred under Reinsurance Agreements	*	Any Other Material Activity Not in the Ordinary Course of the Insurer's Business	Totals	Reinsurance Recoverable/ (Payable) on Losses and/or Reserve Credit Taken/ (Liability)
Affiliated Transactions												
	13-4075851	MetLife, Inc.	7,367,202,009	(61,460,965)			(864,463,764)			(38,159,221)	6,403,118,059	
65978	13-5581829	Metropolitan Life Insurance Company	(2,046,402,009)	4,139,054,200	(3,726,394,359)		(1,368,100,252)	(150,805,208)		222,572,159	(2,930,075,469)	13,760,804,606
	20-2985998	500 Grant Street GP, LLC		(150,000)							(150,000)	
		Euro CL Investments LLC		(12,267)							(12,267)	
		The Building at 575 Fifth Avenue Mezzanine LLC		3,673,864							3,673,864	
82-3135079		150 North Riverside PE Member, LLC		(2,498,129)							(2,498,129)	
		MetLife Investments Asia Limited (Hong Kong)					(1,424,490)				(1,424,490)	
		MetLife Investments Limited (UK)					(6,649,883)				(6,649,883)	
		MetLife Latin America Asesorias e Inversiones Limitada (Chile)		(1,261,986)			155,149				(1,106,837)	
86-1176467		MEX DF Properties, LLC		18,726							18,726	
13-3619870		23rd Street Investments, Inc.		(5,933,449)			(1,014,093)				(6,947,542)	
06-1193029		MetLife Capital Credit L.P.		(442,439,250)			(21,938)			3,214,000	(439,247,188)	
91-1273824		MetLife Capital Limited Partnership		(144,972,235)			(21,938)				(144,994,173)	
		ML Sentinel Square Member, LLC		7,750,913							7,750,913	
82-4889675		ML Southlands Member, LLC		27,559,674							27,559,674	
82-4019470		ML Cerritos TC Member, LLC		16,790,008							16,790,008	
		ML Sloan's Lake Member, LLC		29,794,199							29,794,199	
		Long Island Solar Farm, LLC			(5,019,118)					(4,792,010)	(9,811,128)	
43-1822723		Missouri Reinsurance, Inc.					(6,280,547)	133,005,164			126,724,617	(693,487,911)
13-3237278		MetLife Holdings, Inc.		3,000			288				3,288	
13-3237275		MetLife Credit Corp.	9,563,731		(216,249)		4,907,191			(12,330,675)	1,923,998	
13-3237277		MetLife Funding, Inc.			216,249		(56,574)				159,675	
13-5581829		MetLife Boro Station Member, LLC		46,002,544							46,002,544	
		85 Broad Street Mezzanine LLC		(1,150,570)							(1,150,570)	
13-3170235		Metropolitan Tower Realty Company, Inc.		516,147			96,649				612,796	
43-6026902		White Oak Royalty Company					(102,000)				(102,000)	
26-2853672		MLIC Asset Holdings, LLC		(3,226,140)							(3,226,140)	
36-4197196		MetLife Properties Ventures, LLC		(5,728)							(5,728)	
91626	04-2708937	New England Life Insurance Company			167,538		5,214,532	78,000			5,460,070	
	22-2375428	Transmountain Land & Livestock Company					(4,330)				(4,330)	
	34-1650967	Hyatt Legal Plans, Inc.	(97,000,000)		1,623		2,277,111				(94,721,266)	
	34-1631590	Hyatt Legal Plans of Florida, Inc.			(1,623)						(1,623)	
	13-4047186	MetLife Tower Resources Group, Inc.					(349,383)				(349,383)	
	13-5581829	1001 Properties, LLC		3,673,612							3,673,612	
	26-0291767	6104 Hollywood, LLC		660,356							660,356	
	81-3382498	MetLife ConSquare Member, LLC (DE)		56,192,595							56,192,595	
	13-4078322	334 Madison Euro Investments, Inc.					82				82	
		St. James Fleet Investments Two Limited	(1,544,000,000)	(3,356,000,000)							(4,900,000,000)	
		Brighthouse Investment Advisors, LLC								(63,238,352)	(63,238,352)	
16073	81-4750360	Brighthouse Reinsurance Company of Delaware					719,690,184				719,690,184	
	13-2862391	Brighthouse Securities, LLC					(47,734,317)				(47,734,317)	

SCHEDULE Y

PART 2 - SUMMARY OF INSURER'S TRANSACTIONS WITH ANY AFFILIATES

1	2	3	4	5	6	7	8	9	10	11	12	13
NAIC Company Code	ID Number	Names of Insurers and Parent, Subsidiaries or Affiliates	Shareholder Dividends	Capital Contributions	Purchases, Sales or Exchanges of Loans, Securities, Real Estate, Mortgage Loans or Other Investments	Income/ (Disbursements) Incurred in Connection with Guarantees or Undertakings for the Benefit of any Affiliate(s)	Management Agreements and Service Contracts	Income/ (Disbursements) Incurred under Reinsurance Agreements	*	Any Other Material Activity Not in the Ordinary Course of the Insurer's Business	Totals	Reinsurance Recoverable/ (Payable) on Losses and/or Reserve Credit Taken/ (Liability)
98.1	81-3094008	Brighthouse Services, LLC					(759,511)				(759,511)	
	81-3846992	Brighthouse Financial, Inc.					6,882,908				6,882,908	
	81-2253384	MetLife Insurance Brokerage, Inc.		5,369,997			(1,286,724)				4,083,273	
	43-0285930	General American Life Insurance Company					17,303,305	121,027,487		319,659	138,650,451	
	46-0803970	MetLife CC Member, LLC			(12,650,000)						(12,650,000)	
	20-3221642	MetLife Mall Ventures Limited Partnership			(1,132,789)						(1,132,789)	
	46-4158087	MetLife 555 12th Member, LLC			(152,715)						(152,715)	
	46-3608641	ML Swan Mezz, LLC			(11,394,069)						(11,394,069)	
	46-3616798	ML Dolphin Mezz, LLC			(33,954,431)						(33,954,431)	
	46-4584166	ML Southmore, LLC			867,503						867,503	
			Haskell East Village, LLC		7,079,061						7,079,061	
	46-3426206	MetLife Cabo Hilton Member, LLC			(75,845,570)						(75,845,570)	
	82-1637862	MetLife Chino Member, LLC			(1,578,078)						(1,578,078)	
	26-1762232	Boulevard Residential, LLC			167,855						167,855	
	20-8349277	Sandpiper Cove Associates, LLC			(51,498,500)						(51,498,500)	
	46-2477278	MetLife LHH Member, LLC			(863,937)						(863,937)	
	46-4196012	ML-AI MetLife Member 1, LLC			(984,300)						(984,300)	
	80-0821598	Oconee Hotel Company, LLC			(4,386,219)						(4,386,219)	
	80-0823015	Oconee Land Company, LLC			(4,507,648)						(4,507,648)	
	30-0777814	Marketplace Residences, LLC			(40,757,480)						(40,757,480)	
	46-4229772	MetLife THR Investor, LLC			(14,425,529)						(14,425,529)	
	46-4129811	MetLife 425 MKT Member, LLC			(9,284,625)						(9,284,625)	
	46-4705809	MetLife CB W/A, LLC			(490,424)						(490,424)	
	46-4133357	ML Bridgeside Apartments, LLC			(64,618,690)						(64,618,690)	
			MetLife OFC Member, LLC		(13,161,750)						(13,161,750)	
	46-4283517	MetLife Camino Ramon Member, LLC			(7,350,000)						(7,350,000)	
	20-8254446	10700 Wilshire, LLC			111,250						111,250	
	47-1970965	ML New River Village III, LLC			(60,413,819)						(60,413,819)	
	47-1256270	MetLife OBS Member, LLC			(1,111,176)						(1,111,176)	
			MetLife 1007 Stewart, LLC		(1,735,504)						(1,735,504)	
	46-4255167	ML Terraces, LLC			(9,565,450)						(9,565,450)	
			Chestnut Flats Wind, LLC		(3,707,580)						(3,707,580)	
13-3759652	MetLife International Holdings, LLC						436,840,213			436,840,213		
		Metropolitan Life Seguros e Previdencia Privada S.A. (Brazil)					(5,250,745)			(5,250,745)		
AA-2730030	MetLife Mexico S.A.						(8,471,333)	(45,756)		(8,517,089)	1,099,824	
		MetLife Pensiones Mexico S.A.					(26,686)			(26,686)		
AA-5420018	MetLife Insurance Company of Korea Limited						(1,158,269)			(1,158,269)		
AA-1930041	MetLife Insurance Limited (Australia)							(32,456,910)		(32,456,910)	32,432,491	
		MetLife Asia Limited					(4,151,479)			(4,151,479)		
		Metropolitan Life Insurance Company of Hong Kong Limited					(2,397,838)			(2,397,838)		
20-5894439	MetLife Global, Inc.						1,394,617			1,394,617		
AA-2130012	MetLife Seguros S.A. (Argentina)						(353,629)			(353,629)		

SCHEDULE Y

PART 2 - SUMMARY OF INSURER'S TRANSACTIONS WITH ANY AFFILIATES

1	2	3	4	5	6	7	8	9	10	11	12	13
NAIC Company Code	ID Number	Names of Insurers and Parent, Subsidiaries or Affiliates	Shareholder Dividends	Capital Contributions	Purchases, Sales or Exchanges of Loans, Securities, Real Estate, Mortgage Loans or Other Investments	Income/ (Disbursements) Incurred in Connection with Guarantees or Undertakings for the Benefit of any Affiliate(s)	Management Agreements and Service Contracts	Income/ (Disbursements) Incurred under Reinsurance Agreements	*	Any Other Material Activity Not in the Ordinary Course of the Insurer's Business	Totals	Reinsurance Recoverable/ (Payable) on Losses and/or Reserve Credit Taken/ (Liability)
	AA-2130046	MetLife Seguros de Retiro S.A.					(371,201)				(371,201)	
26298	13-2725441	Metropolitan Property and Casualty Insurance Company	(204,563,731)	(53,380,102)	(217,494,963)		(464,116,840)	293,005,678			(646,549,958)	(1,972,624,419)
39950	22-2342710	Metropolitan General Insurance Company					(91,380)	(433,058)			(524,438)	14,946,915
40169	05-0393243	Metropolitan Casualty Insurance Company					(176,831)	(57,991,894)			(58,168,725)	458,274,015
25321	23-1903575	Metropolitan Direct Property and Casualty Insurance Company		2,000,000			(77,569)	(17,016,293)			(15,093,862)	300,848,498
22926	36-1022580	Economy Fire & Casualty Company	(35,000,000)	(8,000,000)			(2,067,821)	1,645,222			(43,422,599)	75,830,250
38067	36-2027848	Economy Preferred Insurance Company		8,000,000			(46,207)	10,232,037			18,185,830	130,830,054
40649	36-3105737	Economy Premier Assurance Company					(175,076)	(31,854,939)			(32,030,015)	136,256,802
	95-3003951	MetLife Auto & Home Insurance Agency, Inc.					34,410				34,410	
34339	13-2915260	Metropolitan Group Property and Casualty Insurance Company	(3,000,000)				278,849	(119,633,496)			(122,354,647)	714,524,292
13938	75-2483187	Metropolitan Lloyds Insurance Company of Texas					(46,905)	(77,953,257)			(78,000,162)	141,113,593
87726	06-0566090	Brighthouse Life Insurance Company			(775,203,797)		118,361,368	(84,811,561)			(741,653,990)	
		One Financial Place Corporation					114				114	
		Brighthouse Assignment Company					62				62	
	51-0099394	The Prospect Company					873,907				873,907	
97136	13-3114906	Metropolitan Tower Life Insurance Company	(190,800,000)	65,062,116	(452,257,905)		(72,257,564)	122,313,955		3,474,254	(524,465,144)	583,058,821
		MTL Leasing, LLC		(1,063,824)							(1,063,824)	
	52-1528581	SafeGuard Health Enterprises, Inc.					5,690,263				5,690,263	
95747	93-0864866	Safeguard Health Plans, Inc (NV)					(132)				(132)	
	33-0733552	MetLife Health Plans, Inc. (NJ)					348				348	
	95-2879515	Safeguard Health Plans, Inc (CA)					(8,690,708)				(8,690,708)	
79014	33-0515751	SafeHealth Life Insurance Company (CA)					15,923				15,923	
52009	65-0073323	Safeguard Health Plans, Inc (FL)					(2,584,207)				(2,584,207)	
95051	75-2046497	Safeguard Health Plans, Inc (TX)					(1,237,252)				(1,237,252)	
	AA-2280000	MetLife Chile Seguros de Vida S.A.					(4,946,556)	(2,471,627)			(7,418,183)	9,941,077
	20-5707084	MetLife Services and Solutions, LLC					136,749,258			(68,144,198)	68,605,060	
		MetLife Solutions Pte. LTD					49,206				49,206	
	36-3665871	Cova Life Management Company					63,777				63,777	
	98-1099650	MetLife Global Benefits, Ltd.					(94,490)	(1,435,751)			(1,530,241)	949,386
	22-3805708	Newbury Insurance Company, Limited.					(226,270)				(226,270)	
60992	13-3690700	Brighthouse Life Insurance Company NY			2,030,284		(1,257,331)	(200,000)			572,953	
	13-3179826	MetLife Digital Ventures, Inc (fka Enterprise General Insurance Agency, MetLife Servicios S.A.		3,057,218			(57,218)				3,000,000	
13626	20-5819518	MetLife Reinsurance Company of Charleston		53,000,000			1,042,634				1,042,634	
	26-6122204	MetLife Capital Trust IV			(214,900)		45,324,892	(162,974,516)			(64,649,624)	(12,432,637,874)
	27-0858844	MetLife Home Loans LLC					(1,529,556)			51,625,000	51,410,100	
	55-0790010	MetLife Group, Inc.					1,533,393,130			(90,402,834)	1,442,990,296	
		Metlife Investment Management, LLC					212,392,896				212,392,896	
	43-1906210	MetLife Investors Distribution Company					95,131,017				95,131,017	
13092	26-1511401	MetLife Reinsurance Company of Vermont		33,750	77,596,937		51,002,380	29,788,796			158,421,863	(1,270,374,989)
62634	51-0104167	Delaware American Life Insurance Company	(7,000,000)				(17,689,531)	1,802,196			(22,887,335)	(6,377,199)
	27-1206753	MetLife Consumer Services, Inc.					1,901,013				1,901,013	

SCHEDULE Y

PART 2 - SUMMARY OF INSURER'S TRANSACTIONS WITH ANY AFFILIATES

1	2	3	4	5	6	7	8	9	10	11	12	13	
NAIC Company Code	ID Number	Names of Insurers and Parent, Subsidiaries or Affiliates	Shareholder Dividends	Capital Contributions	Purchases, Sales or Exchanges of Loans, Securities, Real Estate, Mortgage Loans or Other Investments	Income/ (Disbursements) Incurred in Connection with Guarantees or Undertakings for the Benefit of any Affiliate(s)	Management Agreements and Service Contracts	Income/ (Disbursements) Incurred under Reinsurance Agreements	*	Any Other Material Activity Not in the Ordinary Course of the Insurer's Business	Totals	Reinsurance Recoverable/ (Payable) on Losses and/or Reserve Credit Taken/ (Liability)	
983	60690	American Life Insurance Company	(575,360,796)		5,707,938		(418,248,798)	91,211,820		(6,428,000)	(903,117,836)	(98,439,694)	
		MetLife Services Cyprus Ltd.					(732,917)				(732,917)		
		Communications One Kabushiki Kaisha (Japan)					6,076,620				6,076,620		
		MetLife, Life Insurance Company (Egypt)					(3,441,841)	(2,572,696)			(6,014,537)	24,573,993	
		AA-1580066	MetLife Insurance K.K. (Japan)	(684,639,204)		528,559,689		(91,361,944)	(3,027,092)		2,290,218	(248,178,333)	
			MetLife Mutual Fund Management Company (Greece)					(1,141,367)				(1,141,367)	
			MetLife Services, Sociedad Limitada (Spain)					(24,025)				(24,025)	
			MetLife Towarzystwo Ubezpiecze? na ?ycie i Reasekuracji S.A. (Poland)					(10,442,077)				(10,442,077)	
			MetLife Services Sp. z o.o. (Poland)					7,134,997				7,134,997	
			MetLife Towarzystwo Funduszy Inwestycyjnych S.A. (Poland)					(1,480,928)				(1,480,928)	
			MetLife Powszechne Towarzystwo Emerytalne (Poland)					(691,446)				(691,446)	
			MetLife Societate de Administrare a unui Fond de Pensii Administrat Priv					(52,044)				(52,044)	
			Joint Stock Company MetLife Insurance Company (formerly Closed Joint					363,825	1,796,542			2,160,367	1,466,324
			MetLife Slovakia s.r.o. (Slovakia)					(3,029,292)				(3,029,292)	
			PJSC MetLife (Ukraine)					16,762	(192,611)			(175,849)	365,144
		51-0205283	International Technical and Advisory Services Limited (USA-DE)					(196,955)				(196,955)	
		02-0649743	Borderland Investments Limited (USA-DE)					(1,344)				(1,344)	
			ALICO Hellas Single Member Limited Liability Company (Greece)					(5,007)				(5,007)	
			MetLife Asset Management Corp. (Japan)					43,862,291				43,862,291	
			MetLife Mas, S.A. de C.V. (Mexico)					(186,069)				(186,069)	
			MetLife Columbia Seguros de Vida S.A. (Columbia)					(2,055,140)	(1,061,242)			(3,116,382)	2,735,883
		13-5581829	MetLife Member Solaire, LLC		11,776,617							11,776,617	
		AA-2980001	MetLife Seguros S.A. (Uruguay)					86,630	(586,099)			(499,469)	182,785
			Global Properties, Inc.					6,045,380				6,045,380	
			MetLife Global Holding Company I GmbH (Swiss)	(1,940,000,000)								(1,940,000,000)	
			MetLife Investment Management Holdings (Ireland) Limited									(14,645,768)	
			MetLife Insurance Limited (UK)					4,377,603				4,377,603	
			MetLife Europe Services Limited (Ireland)					47,630,197				47,630,197	
			MetLife Europe Insurance d.a.c.					(4,994,276)	(40,849,497)			(45,843,773)	14,795,517
		AA-1780108	MetLife Europe d.a.c.					(102,386,229)	(8,957,361)		(267,111)	(111,610,701)	13,657,443
	34031		MetLife Pensions Trustees Limited								267,111	267,111	
		MetLife Life Insurance Company S.A. (Greece)					3,854,662	(773,505)			3,081,157	1,579,502	
		MetLife Services EEIG (European Economic Int Group)					38,611,776				38,611,776		
		PREFCO XX Limited Partnership		(92,302,891)							(92,302,891)		
		Plaza Drive Properties		5,946							5,946		
		Met Money Market Pool					(22,815)				(22,815)		
	AA-1860015	MetLife Emeklilik ve Hayat A.S. (Turkey)					64,710	(7,581,397)			(7,516,687)	2,147,334	
	80-0946518	MetLife Core Property Fund, LP		50,000,000							50,000,000		
		MetLife Reinsurance Company of Bermuda Ltd.					(7,148,626)	428,405			(6,720,221)	144,255	
		MetLife Innovation Centre Pte. Ltd					1,092,984				1,092,984		
		MetLife FM Hotel Member, LLC		(14,946,671)							(14,946,671)		
	20-8262386	Logan Circle Partners, L. P.					(8,140,981)				(8,140,981)		

SCHEDULE Y

PART 2 - SUMMARY OF INSURER'S TRANSACTIONS WITH ANY AFFILIATES

1	2	3	4	5	6	7	8	9	10	11	12	13
NAIC Company Code	ID Number	Names of Insurers and Parent, Subsidiaries or Affiliates	Shareholder Dividends	Capital Contributions	Purchases, Sales or Exchanges of Loans, Securities, Real Estate, Mortgage Loans or Other Investments	Income/ (Disbursements) Incurred in Connection with Guarantees or Undertakings for the Benefit of any Affiliate(s)	Management Agreements and Service Contracts	Income/ (Disbursements) Incurred under Reinsurance Agreements	*	Any Other Material Activity Not in the Ordinary Course of the Insurer's Business	Totals	Reinsurance Recoverable/ (Payable) on Losses and/or Reserve Credit Taken/ (Liability)
		MetLife Real Estate Lending, LLC.....			4,582,876,362						4,582,876,362	
		ML-AI MetLife Member 2, LLC.....		3,094,841							3,094,841	
	20-8349277.....	Sandpiper Cove Associates II, LLC.....		(11,838,601)							(11,838,601)	
	47-3741955.....	ML Miilani Member, LLC.....		(1,867,763)							(1,867,763)	
	13-5581829.....	MetLife SP Holdings, LLC.....		(50,000,000)							(50,000,000)	
	46-5563450.....	Buford Logistics Center, LLC.....		(1,341,147)							(1,341,147)	
	81-0770888.....	MetLife Treat Towers Member, LLC (11000).....		(12,030,151)							(12,030,151)	
	47-5228317.....	MCPP Owners, LLC.....		38,139,515							38,139,515	
		Sino-US United Metlife Insurance Company.....	(49,000,000)				(1,941,120)	(649,536)			(51,590,656)	991,428
		ML-AI MetLife Member 3, LLC.....		351,709							351,709	
		ML-AI MetLife Member 4, LLC.....		35,018,169							35,018,169	
	13-5581829.....	MetLife 8280 Member, LLC.....		10,955,102							10,955,102	
		MetLife HCMJV 1 LP, LLC.....		(10,676,107)							(10,676,107)	
		1925 WJC, LLC.....		(21,848,577)							(21,848,577)	
		MetLife EU Holding Company Limited (Ireland).....			(5,707,938)						(5,707,938)	
		MetLife Assignment Company.....					(1,487,235)				(1,487,235)	
	98-0613376.....	MetLife Global Operations Support Center Private Limited.....					1,155,478				1,155,478	
	43-1906210.....	MetLife Investments Securities.....					(408,747)				(408,747)	
	13-5581829.....	Southcreek Industrial Holdings, LLC.....		27,804,467							27,804,467	
		MMP Owners, LLC.....		70,391,882							70,391,882	
9999999	Control Totals.....		0	0	0	0	0	0	XXX	0	0	(50,391,854)

98.4

Detailed Explanation

Stochastic calculation of reserves is done at the company level w/ assumptions specific to the company and different mixes of business of each company can produce different results. Therefore there are different reserves for the affiliated assuming/ceding companies that reinsure certain products' risks.

Annual Statement for the year 2018 of the **Metropolitan Group Property and Casualty Insurance Company**
SUPPLEMENTAL EXHIBITS AND SCHEDULES INTERROGATORIES

The following supplemental reports are required to be filed as part of your statement filing unless specifically waived by the domiciliary state. However, in the event that your domiciliary state waives the filing requirement, your response of WAIVED to the specific interrogatory will be accepted in lieu of filing a "NONE" report and a bar code will be printed below. If the supplement is required of your company but is not being filed for whatever reason enter SEE EXPLANATION and provide an explanation following the interrogatory questions.

MARCH FILING

1. Will an actuarial opinion be filed by March 1?
2. Will the Supplemental Compensation Exhibit be filed with the state of domicile by March 1?
3. Will the confidential Risk-Based Capital Report be filed with the NAIC by March 1?
4. Will the confidential Risk-Based Capital Report be filed with the state of domicile, if required, by March 1?

Responses

YES
 YES
 YES
 YES

APRIL FILING

5. Will the Insurance Expense Exhibit be filed with the state of domicile and the NAIC by April 1?
6. Will the Management's Discussion and Analysis be filed by April 1?
7. Will the Supplemental Investment Risks Interrogatories be filed by April 1?

YES
 YES
 YES

MAY FILING

8. Will this company be included in a combined annual statement that is filed with the NAIC by May 1?

YES

JUNE FILING

9. Will an audited financial report be filed by June 1?
10. Will Accountants Letter of Qualifications be filed with the state of domicile and electronically with the NAIC by June 1?

YES
 YES

AUGUST FILING

11. Will the regulator-only (non-public) Communication of Internal Control Related Matters Noted in Audit be filed with the state of domicile and electronically with the NAIC (as a regulator-only non-public document) by August 1?

YES

The following supplemental reports are required to be filed as part of your statement filing **if your company is engaged in the type of business covered by the supplement. However, in the event that your company does not transact the type of business for which the special report must be filed, your response of NO to the specific interrogatory will be accepted in lieu of filing a "NONE" report and a bar code will be printed below.**

If the supplement is required of your company but is not being filed for whatever reason, enter SEE EXPLANATION and provide an explanation following the interrogatory questions.

MARCH FILING

12. Will Schedule SIS (Stockholder Information Supplement) be filed with the state of domicile by March 1?
13. Will the Financial Guaranty Insurance Exhibit be filed by March 1?
14. Will the Medicare Supplement Insurance Experience Exhibit be filed with the state of domicile and the NAIC by March 1?
15. Will Supplement A to Schedule T (Medical Professional Liability Supplement) be filed by March 1?
16. Will the Trusteed Surplus Statement be filed with the state of domicile and the NAIC by March 1?
17. Will the Premiums Attributed to Protected Cells Exhibit be filed by March 1?
18. Will the Reinsurance Summary Supplemental Filing for General Interrogatory 9 be filed with the state of domicile and the NAIC by March 1?
19. Will the Medicare Part D Coverage Supplement be filed with the state of domicile and the NAIC by March 1?
20. Will the confidential Actuarial Opinion Summary be filed with the state of domicile, if required, by March 15 (or the date otherwise specified)?
21. Will the Reinsurance Attestation Supplement be filed with the state of domicile and the NAIC by March 1?
22. Will the Exceptions to the Reinsurance Attestation Supplement be filed with the state of domicile by March 1?
23. Will the Bail Bond Supplement be filed with the state of domicile and the NAIC by March 1?
24. Will the Director and Officer Insurance Coverage Supplement be filed with the state of domicile and the NAIC by March 1?
25. Will an approval from the reporting entity's state of domicile for relief related to the five-year rotation requirement for lead audit partner be filed electronically with the NAIC by March 1?
26. Will an approval from the reporting entity's state of domicile for relief related to the one-year cooling off period for independent CPA be filed electronically with the NAIC by March 1?
27. Will an approval from the reporting entity's state of domicile for relief related to the Requirements for Audit Committees be filed electronically with the NAIC by March 1?
28. Will the Supplemental Schedule for Reinsurance Counterparty Reporting Exception - Asbestos and Pollution Contracts be filed with the state of domicile and the NAIC by March 1?

NO
 NO
 NO
 NO
 NO
 NO
 NO
 NO
 YES
 YES
 NO
 NO
 NO
 NO
 NO
 NO
 NO

APRIL FILING

29. Will the Credit Insurance Experience Exhibit be filed with state of domicile and the NAIC by April 1?
30. Will the Long-Term Care Experience Reporting Forms be filed with the state of domicile and the NAIC by April 1?
31. Will the Accident and Health Policy Experience Exhibit be filed by April 1?
32. Will the Supplemental Health Care Exhibit (Parts 1, 2 and 3) be filed with the state of domicile and the NAIC by April 1?
33. Will the regulator-only (non-public) Supplemental Health Care Exhibit's Expense Allocation Report be filed with the state of domicile and the NAIC by April 1?
34. Will the Cybersecurity and Identity Theft Insurance Coverage Supplement be filed with the state of domicile and the NAIC by April 1?
35. Will the Life, Health & Annuity Guaranty Association Model Act Assessment Base Reconciliation Exhibit be filed with the state of domicile and the NAIC by April 1?
36. Will the Adjustments to the Life, Health & Annuity Guaranty Association Model Act Assessment Base Reconciliation Exhibit (if required) be filed with state of domicile and the NAIC by April 1?

NO
 NO
 NO
 NO
 NO
 YES
 NO
 NO

AUGUST FILING

37. Will Management's Report of Internal Control Over Financial Reporting be filed with the state of domicile by August 1?

YES

Annual Statement for the year 2018 of the **Metropolitan Group Property and Casualty Insurance Company**
SUPPLEMENTAL EXHIBITS AND SCHEDULES INTERROGATORIES


The following supplemental reports are required to be filed as part of your statement filing unless specifically waived by the domiciliary state. However, in the event that your domiciliary state waives the filing requirement, your response of WAIVED to the specific interrogatory will be accepted in lieu of filing a "NONE" report and a bar code will be printed below. If the supplement is required of your company but is not being filed for whatever reason enter SEE EXPLANATION and provide an explanation following the interrogatory questions.

EXPLANATION:


BAR CODE:

- 1.
- 2.
- 3.
- 4.
- 5.
- 6.
- 7.
- 8.
- 9.
- 10.
- 11.

- 12. The data for this supplement is not required to be filed.
- 13. The data for this supplement is not required to be filed.
- 14. The data for this supplement is not required to be filed.
- 15. The data for this supplement is not required to be filed.
- 16. The data for this supplement is not required to be filed.
- 17. The data for this supplement is not required to be filed.
- 18. The data for this supplement is not required to be filed.
- 19. The data for this supplement is not required to be filed.



- 20.
- 21.
- 22. The data for this supplement is not required to be filed.
- 23. The data for this supplement is not required to be filed.
- 24. The data for this supplement is not required to be filed.
- 25. The data for this supplement is not required to be filed.
- 26. The data for this supplement is not required to be filed.
- 27. The data for this supplement is not required to be filed.
- 28. The data for this supplement is not required to be filed.
- 29. The data for this supplement is not required to be filed.
- 30. The data for this supplement is not required to be filed.
- 31. The data for this supplement is not required to be filed.
- 32. The data for this supplement is not required to be filed.
- 33. The data for this supplement is not required to be filed.




- 34.

Annual Statement for the year 2018 of the **Metropolitan Group Property and Casualty Insurance Company**
SUPPLEMENTAL EXHIBITS AND SCHEDULES INTERROGATORIES

The following supplemental reports are required to be filed as part of your statement filing unless specifically waived by the domiciliary state. However, in the event that your domiciliary state waives the filing requirement, your response of WAIVED to the specific interrogatory will be accepted in lieu of filing a "NONE" report and a bar code will be printed below. If the supplement is required of your company but is not being filed for whatever reason enter SEE EXPLANATION and provide an explanation following the interrogatory questions.

35. The data for this supplement is not required to be filed.



36. The data for this supplement is not required to be filed.



37.

**Overflow Page
NONE**

**Overflow Page
NONE**

2018 ALPHABETICAL INDEX -- PROPERTY & CASUALTY ANNUAL STATEMENT BLANK

Assets	2	Schedule P-Part 2H-Section 2-Other Liability-Claims-Made	58
Cash Flow	5	Schedule P-Part 2I-Spec. Prop. (Fire, Allied Lines, Inland Marine, Earthquake, Burglary, Theft)	59
Exhibit of Capital Gains (Losses)	12	Schedule P-Part 2J-Auto Physical Damage	59
Exhibit of Net Investment Income	12	Schedule P-Part 2K-Fidelity, Surety	59
Exhibit of Nonadmitted Assets	13	Schedule P-Part 2L-Other (Including Credit, Accident and Health)	59
Exhibit of Premiums and Losses (State Page)	19	Schedule P-Part 2M-International	59
Five-Year Historical Data	17	Schedule P-Part 2N-Reinsurance - Nonproportional Assumed Property	60
General Interrogatories	15	Schedule P-Part 2O-Reinsurance - Nonproportional Assumed Liability	60
Jurat Page	1	Schedule P-Part 2P-Reinsurance - Nonproportional Assumed Financial Lines	60
Liabilities, Surplus and Other Funds	3	Schedule P-Part 2R-Section 1-Products Liability-Occurrence	61
Notes To Financial Statements	14	Schedule P-Part 2R-Section 2-Products Liability-Claims-Made	61
Overflow Page For Write-ins	100	Schedule P-Part 2S-Financial Guaranty/Mortgage Guaranty	61
Schedule A-Part 1	E01	Schedule P-Part 2T-Warranty	61
Schedule A-Part 2	E02	Schedule P-Part 3A-Homeowners/Farmowners	62
Schedule A-Part 3	E03	Schedule P-Part 3B-Private Passenger Auto Liability/Medical	62
Schedule A-Verification Between Years	SI02	Schedule P-Part 3C-Commercial Auto/Truck Liability/Medical	62
Schedule B-Part 1	E04	Schedule P-Part 3D-Workers' Compensation (Excluding Excess Workers Compensation)	62
Schedule B-Part 2	E05	Schedule P-Part 3E-Commercial Multiple Peril	62
Schedule B-Part 3	E06	Schedule P-Part 3F-Section 1-Medical Professional Liability-Occurrence	63
Schedule B-Verification Between Years	SI02	Schedule P-Part 3F-Section 2-Medical Professional Liability-Claims-Made	63
Schedule BA-Part 1	E07	Schedule P-Part 3G-Special Liability (Ocean Marine, Aircraft (All Perils), Boiler & Machinery)	63
Schedule BA-Part 2	E08	Schedule P-Part 3H-Section 1-Other Liability-Occurrence	63
Schedule BA-Part 3	E09	Schedule P-Part 3H-Section 2-Other Liability-Claims-Made	63
Schedule BA-Verification Between Years	SI03	Schedule P-Part 3I-Spec. Prop. (Fire, Allied Lines, Inland Marine, Earthquake, Burglary, Theft)	64
Schedule D-Part 1	E10	Schedule P-Part 3J-Auto Physical Damage	64
Schedule D-Part 1A-Section 1	SI05	Schedule P-Part 3K-Fidelity/Surety	64
Schedule D-Part 1A-Section 2	SI08	Schedule P-Part 3L-Other (Including Credit, Accident and Health)	64
Schedule D-Part 2-Section 1	E11	Schedule P-Part 3M-International	64
Schedule D-Part 2-Section 2	E12	Schedule P-Part 3N-Reinsurance - Nonproportional Assumed Property	65
Schedule D-Part 3	E13	Schedule P-Part 3O-Reinsurance - Nonproportional Assumed Liability	65
Schedule D-Part 4	E14	Schedule P-Part 3P-Reinsurance - Nonproportional Assumed Financial Lines	65
Schedule D-Part 5	E15	Schedule P-Part 3R-Section 1-Products Liability-Occurrence	66
Schedule D-Part 6-Section 1	E16	Schedule P-Part 3R-Section 2-Products Liability-Claims-Made	66
Schedule D-Part 6-Section 2	E16	Schedule P-Part 3S-Financial Guaranty/Mortgage Guaranty	66
Schedule D-Summary By Country	SI04	Schedule P-Part 3T-Warranty	66
Schedule D-Verification Between Years	SI03	Schedule P-Part 4A-Homeowners/Farmowners	67
Schedule DA-Part 1	E17	Schedule P-Part 4B-Private Passenger Auto Liability/Medical	67
Schedule DA-Verification Between Years	SI10	Schedule P-Part 4C-Commercial Auto/Truck Liability/Medical	67
Schedule DB-Part A-Section 1	E18	Schedule P-Part 4D-Workers' Compensation (Excluding Excess Workers Compensation)	67
Schedule DB-Part A-Section 2	E19	Schedule P-Part 4E-Commercial Multiple Peril	67
Schedule DB-Part A-Verification Between Years	SI11	Schedule P-Part 4F-Section 1-Medical Professional Liability-Occurrence	68
Schedule DB-Part B-Section 1	E20	Schedule P-Part 4F-Section 2-Medical Professional Liability-Claims-Made	68
Schedule DB-Part B-Section 2	E21	Schedule P-Part 4G-Special Liability (Ocean Marine, Aircraft (All Perils), Boiler & Machinery)	68
Schedule DB-Part B-Verification Between Years	SI11	Schedule P-Part 4H-Section 1-Other Liability-Occurrence	68
Schedule DB-Part C-Section 1	SI12	Schedule P-Part 4H-Section 2-Other Liability-Claims-Made	68
Schedule DB-Part C-Section 2	SI13	Schedule P-Part 4I-Spec. Prop. (Fire, Allied Lines, Inland Marine, Earthquake, Burglary & Theft)	69
Schedule DB-Part D-Section 1	E22	Schedule P-Part 4J-Auto Physical Damage	69
Schedule DB-Part D-Section 2	E23	Schedule P-Part 4K-Fidelity/Surety	69
Schedule DB-Verification	SI14	Schedule P-Part 4L-Other (Including Credit, Accident and Health)	69
Schedule DL-Part 1	E24	Schedule P-Part 4M-International	69
Schedule DL-Part 2	E25	Schedule P-Part 4N-Reinsurance - Nonproportional Assumed Property	70
Schedule E-Part 1-Cash	E26	Schedule P-Part 4O-Reinsurance - Nonproportional Assumed Liability	70
Schedule E-Part 2-Cash Equivalents	E27	Schedule P-Part 4P-Reinsurance - Nonproportional Assumed Financial Lines	70
Schedule E-Verification Between Years	SI15	Schedule P-Part 4R-Section 1-Products Liability-Occurrence	71
Schedule E-Part 3-Special Deposits	E28	Schedule P-Part 4R-Section 2-Products Liability-Claims-Made	71
Schedule F-Part 1	20	Schedule P-Part 4S-Financial Guaranty/Mortgage Guaranty	71
Schedule F-Part 2	21	Schedule P-Part 4T-Warranty	71
Schedule F-Part 3	22	Schedule P-Part 5A-Homeowners/Farmowners	72
Schedule F-Part 4	27	Schedule P-Part 5B-Private Passenger Auto Liability/Medical	73
Schedule F-Part 5	28	Schedule P-Part 5C-Commercial Auto/Truck Liability/Medical	74
Schedule F-Part 6	29	Schedule P-Part 5D-Workers' Compensation (Excluding Excess Workers Compensation)	75
Schedule H-Accident and Health Exhibit-Part 1	30	Schedule P-Part 5E-Commercial Multiple Peril	76
Schedule H-Part 2, Part 3 and Part 4	31	Schedule P-Part 5F-Medical Professional Liability-Claims-Made	78
Schedule H-Part 5-Health Claims	32	Schedule P-Part 5F-Medical Professional Liability-Occurrence	77
Schedule P-Part 1-Summary	33	Schedule P-Part 5H-Other Liability-Claims-Made	80
Schedule P-Part 1A-Homeowners/Farmowners	35	Schedule P-Part 5H-Other Liability-Occurrence	79
Schedule P-Part 1B-Private Passenger Auto Liability/Medical	36	Schedule P-Part 5R-Products Liability-Claims-Made	82
Schedule P-Part 1C-Commercial Auto/Truck Liability/Medical	37	Schedule P-Part 5R-Products Liability-Occurrence	81
Schedule P-Part 1D-Workers' Compensation (Excluding Excess Workers Compensation)	38	Schedule P-Part 5T-Warranty	83
Schedule P-Part 1E-Commercial Multiple Peril	39	Schedule P-Part 6C-Commercial Auto/Truck Liability/Medical	84
Schedule P-Part 1F-Section 1-Medical Professional Liability-Occurrence	40	Schedule P-Part 6D-Workers' Compensation (Excluding Excess Workers Compensation)	84
Schedule P-Part 1F-Section 2-Medical Professional Liability-Claims-Made	41	Schedule P-Part 6E-Commercial Multiple Peril	85
Schedule P-Part 1G-Special Liability (Ocean, Marine, Aircraft (All Perils), Boiler & Machinery)	42	Schedule P-Part 6H-Other Liability-Claims-Made	86
Schedule P-Part 1H-Section 1-Other Liability-Occurrence	43	Schedule P-Part 6H-Other Liability-Occurrence	85
Schedule P-Part 1H-Section 2-Other Liability-Claims-Made	44	Schedule P-Part 6M-International	86
Schedule P-Part 1I-Spec. Prop. (Fire, Allied Lines, Inland Marine, Earthquake, Burglary & Theft)	45	Schedule P-Part 6N-Reinsurance - Nonproportional Assumed Property	87
Schedule P-Part 1J-Auto Physical Damage	46	Schedule P-Part 6O-Reinsurance - Nonproportional Assumed Liability	87
Schedule P-Part 1K-Fidelity/Surety	47	Schedule P-Part 6R-Products Liability-Claims-Made	88
Schedule P-Part 1L-Other (Including Credit, Accident and Health)	48	Schedule P-Part 6R-Products Liability-Occurrence	88
Schedule P-Part 1M-International	49	Schedule P-Part 7A-Primary Loss Sensitive Contracts	89
Schedule P-Part 1N-Reinsurance - Nonproportional Assumed Property	50	Schedule P-Part 7B-Reinsurance Loss Sensitive Contracts	91
Schedule P-Part 1O-Reinsurance - Nonproportional Assumed Liability	51	Schedule P Interrogatories	93
Schedule P-Part 1P-Reinsurance - Nonproportional Assumed Financial Lines	52	Schedule T-Exhibit of Premiums Written	94
Schedule P-Part 1R-Section 1-Products Liability-Occurrence	53	Schedule T-Part 2-Interstate Compact	95
Schedule P-Part 1R-Section 2-Products Liability-Claims-Made	54	Schedule Y-Information Concerning Activities of Insurer Members of a Holding Company Group	96
Schedule P-Part 1S-Financial Guaranty/Mortgage Guaranty	55	Schedule Y-Detail of Insurance Holding Company System	97
Schedule P-Part 1T-Warranty	56	Schedule Y-Part 2-Summary of Insurer's Transactions With Any Affiliates	98
Schedule P-Part 2, Part 3 and Part 4 - Summary	34	Statement of Income	4
Schedule P-Part 2A-Homeowners/Farmowners	57	Summary Investment Schedule	SI01
Schedule P-Part 2B-Private Passenger Auto Liability/Medical	57	Supplemental Exhibits and Schedules Interrogatories	99
Schedule P-Part 2C-Commercial Auto/Truck Liability/Medical	57	Underwriting and Investment Exhibit Part 1	6
Schedule P-Part 2D-Workers' Compensation (Excluding Excess Workers Compensation)	57	Underwriting and Investment Exhibit Part 1A	7
Schedule P-Part 2E-Commercial Multiple Peril	57	Underwriting and Investment Exhibit Part 1B	8
Schedule P-Part 2F-Section 1-Medical Professional Liability-Occurrence	58	Underwriting and Investment Exhibit Part 2	9
Schedule P-Part 2F-Section 2-Medical Professional Liability-Claims-Made	58	Underwriting and Investment Exhibit Part 2A	10
Schedule P-Part 2G-Special Liability (Ocean Marine, Aircraft (All Perils), Boiler & Machinery)	58	Underwriting and Investment Exhibit Part 3	11
Schedule P-Part 2H-Section 1-Other Liability-Occurrence	58		