



# ANNUAL STATEMENT

For the Year Ended December 31, 2018  
of the Condition and Affairs of the

## Metropolitan Property and Casualty Insurance Company

NAIC Group Code..... 241, 241 (Current Period) (Prior Period) NAIC Company Code..... 26298 Employer's ID Number..... 13-2725441

Organized under the Laws of RI State of Domicile or Port of Entry RI Country of Domicile US

Incorporated/Organized..... August 31, 1972 Commenced Business..... December 8, 1972

Statutory Home Office 700 Quaker Lane .. Warwick .. RI .. US .. 02886-6669  
(Street and Number) (City or Town, State, Country and Zip Code)

Main Administrative Office 700 Quaker Lane .. Warwick .. RI .. US .. 02886-6669 401-827-2400  
(Street and Number) (City or Town, State, Country and Zip Code) (Area Code) (Telephone Number)

Mail Address PO Box 350, 700 Quaker Lane .. Warwick .. RI .. US .. 02887-0350  
(Street and Number or P. O. Box) (City or Town, State, Country and Zip Code)

Primary Location of Books and Records 700 Quaker Lane .. Warwick .. RI .. US .. 02886-6669 800-638-4208  
(Street and Number) (City or Town, State, Country and Zip Code) (Area Code) (Telephone Number)

Internet Web Site Address www.metlife.com

Statutory Statement Contact Kevin Paul Swift 800-638-4208  
(Name) (Area Code) (Telephone Number)  
kswift@metlife.com 401-827-2315  
(E-Mail Address) (Fax Number)

### OFFICERS

Name	Title	Name	Title
1. Kishore Ponnnavolu	President	2. Maura Catherine Travers	Assistant General Counsel and Secretary
3. Michael John Bednarick	Vice President and Chief Financial Officer	4. Edward Allen Spehar Jr. #	Treasurer
<b>OTHER</b>			
Michael John Abate	Vice President	Zulfi Shafaat Ahmed	Senior Vice President and Chief Information Security Officer
Robert Edward Bean	Vice President	Charles Phillip Cavas	Vice President and Associate General Counsel
Kevin Chean	Vice President	Charles Patrick Connery #	Vice President and Assistant Treasurer
Roger Elder #	Vice President	Darla Ann Finchum	Vice President
Barbara Jean Furr	Vice President	Paul Edward Gavin	Senior Vice President
Lorene Elsie Guardado	Vice President	Lise Ann Hasegawa	Vice President
Michelle Lee Kolodziejczak	Vice President	Richard Jay Leist #	Executive Vice President and Executive Investment Officer
Richard Paul Lonardo	Vice President	Jason Phillip Manske	Senior Vice President and Chief Hedging Officer
Aaron Matthew McClain #	Vice President	Patrick John Meyer	Vice President
Albert Montoya #	Vice President and Investment Officer	Michael Valentine Neubauer	Vice President
Robert Francis Nostramo	Vice President and General Counsel	Brenda Ann Perkins	Vice President
Kevin Stanley Redgate #	Senior Vice President and Senior Investment Officer	Christopher Timothy Rhodes	Vice President
Joseph Urba Rupp Jr.	Vice President	James Sheridan Stevens #	Vice President and Investment Officer
Richard Andrew Stevens	Vice President and Controller	Calvin Tyrone Strong	Vice President
Donald Gerard Sullivan	Vice President		

### DIRECTORS OR TRUSTEES

Michael John Bednarick	Cynthia Faye Coverson #	Todd Brian Katz	William Charles O'Donnell #
Alessandro Papa #	Kishore Ponnnavolu	Kevin Stanley Redgate	

State of..... Rhode Island  
County of..... Kent

The officers of this reporting entity being duly sworn, each depose and say that they are the described officers of said reporting entity, and that on the reporting period stated above, all of the herein described assets were the absolute property of the said reporting entity, free and clear from any liens or claims thereon, except as herein stated, and that this statement, together with related exhibits, schedules and explanations therein contained, annexed or referred to, is a full and true statement of all the assets and liabilities and of the condition and affairs of the said reporting entity as of the reporting period stated above, and of its income and deductions therefrom for the period ended, and have been completed in accordance with the NAIC *Annual Statement Instructions and Accounting Practices and Procedures* manual except to the extent that: (1) state law may differ; or, (2) that state rules or regulations require differences in reporting not related to accounting practices and procedures, according to the best of their information, knowledge and belief, respectively. Furthermore, the scope of this attestation by the described officers also includes the related corresponding electronic filing with the NAIC, when required, that is an exact copy (except for formatting differences due to electronic filing) of the enclosed statement. The electronic filing may be requested by various regulators in lieu of or in addition to the enclosed statement.

*Kishore Ponnnavolu*

Kishore Ponnnavolu  
President

*Maura Catherine Travers*

Maura Catherine Travers  
Assistant General Counsel and Secretary

*Michael John Bednarick*


Michael John Bednarick  
Vice President and Chief Financial Officer

Subscribed and sworn to before me

This 15th day of February, 2019

*Deborah L. Masterson*

Deborah L. Masterson  
Notary  
June 24, 2021



Is this an original filing?  Yes  No

1. State the amendment number

Date filed

Number of pages attached

Yes [X] No [ ]

\_\_\_\_\_

\_\_\_\_\_

**EXHIBIT OF PREMIUMS AND LOSSES (Statutory Page 14)**



NAIC Group Code.....241 NAIC Company Code....26298

BUSINESS IN THE STATE OF ALASKA DURING THE YEAR

19.AK

Line of Business	Gross Premiums, Including Policy and Membership Fees, Less Return Premiums and Premiums on Policies not Taken		3 Dividends Paid or Credited to Policyholders on Direct Business	4 Direct Unearned Premium Reserves	5 Direct Losses Paid (deducting salvage)	6 Direct Losses Incurred	7 Direct Losses Unpaid	8 Direct Defense and Cost Containment Expense Paid	9 Direct Defense and Cost Containment Expense Incurred	10 Direct Defense and Cost Containment Expense Unpaid	11 Commissions and Brokerage Expenses	12 Taxes, Licenses and Fees
	1 Direct Premiums Written	2 Direct Premiums Earned										
1. Fire.....												
2.1 Allied lines.....												
2.2 Multiple peril crop.....												
2.3 Federal flood.....												
2.4 Private crop.....												
2.5 Private flood.....												
3. Farmowners multiple peril.....												
4. Homeowners multiple peril.....												
5.1 Commercial multiple peril (non-liability portion).....												
5.2 Commercial multiple peril (liability portion).....												
6. Mortgage guaranty.....												
8. Ocean marine.....												
9. Inland marine.....												
10. Financial guaranty.....												
11. Medical professional liability.....												
12. Earthquake.....												
13. Group accident and health (b).....												
14. Credit A&H (group and individual).....												
15.1 Collectively renewable A&H (b).....												
15.2 Non-cancelable A&H (b).....												
15.3 Guaranteed renewable A&H (b).....												
15.4 Non-renewable for stated reasons only (b).....												
15.5 Other accident only.....												
15.6 Medicare Title XVIII exempt from state taxes or fees.....												
15.7 All other A&H (b).....												
15.8 Federal employees health benefits plan premium.....												
16. Workers' compensation.....												
17.1 Other liability-occurrence.....												
17.2 Other liability-claims-made.....												
17.3 Excess workers' compensation.....												
18. Products liability.....												
19.1 Private passenger auto no-fault (personal injury protection).....												
19.2 Other private passenger auto liability.....												
19.3 Commercial auto no-fault (personal injury protection).....												
19.4 Other commercial auto liability.....												
21.1 Private passenger auto physical damage.....												
21.2 Commercial auto physical damage.....												
22. Aircraft (all perils).....												
23. Fidelity.....												
24. Surety.....												
26. Burglary and theft.....												
27. Boiler and machinery.....												
28. Credit.....												
30. Warranty.....												
34. Aggregate write-ins for other lines of business.....	0	0	0	0	0	0	0	0	0	0	0	0
35. TOTALS (a).....	0	0	0	0	0	0	0	0	0	0	0	0

**DETAILS OF WRITE-INS**

3401. MISCELLANEOUS.....												
3402. ....												
3403. ....												
3498. Summary of remaining write-ins for Line 34 from overflow page.....	0	0	0	0	0	0	0	0	0	0	0	0
3499. TOTALS (Lines 3401 through 3403 plus 3498) (Line 34 above).....	0	0	0	0	0	0	0	0	0	0	0	0

(a) Finance and service charges not included in Lines 1 to 35 \$.....0.

(b) For health business on indicated lines report: Number of persons insured under PPO managed care products.....0 and number of persons insured under indemnity only products.....0.

**EXHIBIT OF PREMIUMS AND LOSSES (Statutory Page 14)**



NAIC Group Code.....241 NAIC Company Code....26298

BUSINESS IN THE STATE OF ALABAMA DURING THE YEAR

19.A.L

Line of Business	Gross Premiums, Including Policy and Membership Fees, Less Return Premiums and Premiums on Policies not Taken		3 Dividends Paid or Credited to Policyholders on Direct Business	4 Direct Unearned Premium Reserves	5 Direct Losses Paid (deducting salvage)	6 Direct Losses Incurred	7 Direct Losses Unpaid	8 Direct Defense and Cost Containment Expense Paid	9 Direct Defense and Cost Containment Expense Incurred	10 Direct Defense and Cost Containment Expense Unpaid	11 Commissions and Brokerage Expenses	12 Taxes, Licenses and Fees
	1 Direct Premiums Written	2 Direct Premiums Earned										
1. Fire.....												
2.1 Allied lines.....												
2.2 Multiple peril crop.....												
2.3 Federal flood.....	167,398	163,711		89,919	15,829	4,829		1,200	1,200		27,762	6,026
2.4 Private crop.....												
2.5 Private flood.....												
3. Farmowners multiple peril.....												
4. Homeowners multiple peril.....	17,715,233	18,191,228		9,271,884	18,459,686	18,726,973	2,910,788	20,620	20,818	75,701	1,997,089	758,766
5.1 Commercial multiple peril (non-liability portion).....	210,233	198,010		107,541	43,521	46,360	70,302		639	2,929	49,548	7,921
5.2 Commercial multiple peril (liability portion).....	118,181	113,084		56,355	80,855	62,268	50,819		(5,415)	11,937	27,622	4,579
6. Mortgage guaranty.....												
8. Ocean marine.....												
9. Inland marine.....	391,354	401,205		186,325	201,428	205,561	37,719		39	1,025	48,228	16,983
10. Financial guaranty.....												
11. Medical professional liability.....												
12. Earthquake.....	38,616	41,397		18,199		256	3,166			95	5,002	1,662
13. Group accident and health (b).....												
14. Credit A&H (group and individual).....												
15.1 Collectively renewable A&H (b).....												
15.2 Non-cancelable A&H (b).....												
15.3 Guaranteed renewable A&H (b).....												
15.4 Non-renewable for stated reasons only (b).....												
15.5 Other accident only.....												
15.6 Medicare Title XVIII exempt from state taxes or fees.....												
15.7 All other A&H (b).....	42,342	43,126			9,350	15,232	7,825					1,524
15.8 Federal employees health benefits plan premium.....												
16. Workers' compensation.....												
17.1 Other liability-occurrence.....	712,786	733,166		349,279		(12,486)	812,801	5,514	6,421	6,312	90,375	26,201
17.2 Other liability-claims-made.....												
17.3 Excess workers' compensation.....												
18. Products liability.....												
19.1 Private passenger auto no-fault (personal injury protection).....												
19.2 Other private passenger auto liability.....	13,541,485	13,438,737		6,488,055	9,265,378	10,243,295	9,995,437	127,055	300,731	914,763	1,484,598	581,533
19.3 Commercial auto no-fault (personal injury protection).....												
19.4 Other commercial auto liability.....												
21.1 Private passenger auto physical damage.....	11,547,991	11,753,004		5,422,936	6,554,668	6,340,529	36,961	8,733	15,198	7,325	1,276,649	496,425
21.2 Commercial auto physical damage.....												
22. Aircraft (all perils).....												
23. Fidelity.....												
24. Surety.....												
26. Burglary and theft.....												
27. Boiler and machinery.....												
28. Credit.....												
30. Warranty.....												
34. Aggregate write-ins for other lines of business.....	0	0	0	0	0	0	0	0	0	0	0	0
35. TOTALS (a).....	44,485,619	45,076,668	0	21,990,493	34,630,715	35,632,817	13,925,818	163,122	339,631	1,020,087	5,006,873	1,901,620

**DETAILS OF WRITE-INS**

3401. MISCELLANEOUS.....												
3402. ....												
3403. ....												
3498. Summary of remaining write-ins for Line 34 from overflow page.....	0	0	0	0	0	0	0	0	0	0	0	0
3499. TOTALS (Lines 3401 through 3403 plus 3498) (Line 34 above).....	0	0	0	0	0	0	0	0	0	0	0	0

(a) Finance and service charges not included in Lines 1 to 35 \$....14,791.

(b) For health business on indicated lines report: Number of persons insured under PPO managed care products.....0 and number of persons insured under indemnity only products.....0.

**EXHIBIT OF PREMIUMS AND LOSSES (Statutory Page 14)**



NAIC Group Code.....241 NAIC Company Code....26298

BUSINESS IN THE STATE OF ARKANSAS DURING THE YEAR

Line of Business	Gross Premiums, Including Policy and Membership Fees, Less Return Premiums and Premiums on Policies not Taken		Dividends Paid or Credited to Policyholders on Direct Business	Direct Unearned Premium Reserves	Direct Losses Paid (deducting salvage)	Direct Losses Incurred	Direct Losses Unpaid	Direct Defense and Cost Containment Expense Paid	Direct Defense and Cost Containment Expense Incurred	Direct Defense and Cost Containment Expense Unpaid	Commissions and Brokerage Expenses	Taxes, Licenses and Fees
	Direct Premiums Written	Direct Premiums Earned										
1. Fire.....												
2.1 Allied lines.....												
2.2 Multiple peril crop.....												
2.3 Federal flood.....	156,458	82,063		127,564	8,941	8,941					25,948	
2.4 Private crop.....												
2.5 Private flood.....												
3. Farmowners multiple peril.....												
4. Homeowners multiple peril.....	9,522,486	9,465,754	323	4,974,052	4,338,288	4,604,671	1,002,159	4,496	24,202	1,086,274	309,352	
5.1 Commercial multiple peril (non-liability portion).....	222	506		127	(319)	201		(14)	8	126	4	
5.2 Commercial multiple peril (liability portion).....	582	382		338	(27)	137		(7)	34	80	11	
6. Mortgage guaranty.....												
8. Ocean marine.....												
9. Inland marine.....	220,686	217,731	14	109,235	48,145	51,133	24,274	40	570	28,421	7,268	
10. Financial guaranty.....												
11. Medical professional liability.....												
12. Earthquake.....	141,064	143,583		74,506	1,046	8,249		11	247	19,703	4,663	
13. Group accident and health (b).....												
14. Credit A&H (group and individual).....												
15.1 Collectively renewable A&H (b).....												
15.2 Non-cancelable A&H (b).....												
15.3 Guaranteed renewable A&H (b).....												
15.4 Non-renewable for stated reasons only (b).....												
15.5 Other accident only.....												
15.6 Medicare Title XVIII exempt from state taxes or fees.....												
15.7 All other A&H (b).....	20,035	20,079			3,000	5,700	2,820				501	
15.8 Federal employees health benefits plan premium.....												
16. Workers' compensation.....												
17.1 Other liability-occurrence.....	239,674	240,996		125,048	(16,992)	166,538		91	1,293	33,594	7,944	
17.2 Other liability-claims-made.....												
17.3 Excess workers' compensation.....												
18. Products liability.....												
19.1 Private passenger auto no-fault (personal injury protection).....	212,953	209,282		107,515	122,401	64,588	67,851	(12,614)	12,923	28,190	7,102	
19.2 Other private passenger auto liability.....	3,429,777	3,339,826		1,746,200	1,680,612	1,864,561	2,143,528	10,560	41,810	189,610	448,878	114,414
19.3 Commercial auto no-fault (personal injury protection).....												
19.4 Other commercial auto liability.....												
21.1 Private passenger auto physical damage.....	3,698,214	3,600,540		1,839,982	1,716,517	1,706,294	37,741	2,536	3,316	1,490	493,280	123,415
21.2 Commercial auto physical damage.....												
22. Aircraft (all perils).....												
23. Fidelity.....												
24. Surety.....												
26. Burglary and theft.....												
27. Boiler and machinery.....												
28. Credit.....												
30. Warranty.....												
34. Aggregate write-ins for other lines of business.....	0	0	0	0	0	0	0	0	0	0	0	0
35. TOTALS (a).....	17,642,151	17,320,742	337	9,104,567	7,917,904	8,289,596	3,453,498	13,096	37,129	230,377	2,164,494	574,674

19.AR

**DETAILS OF WRITE-INS**

3401. MISCELLANEOUS.....												
3402. ....												
3403. ....												
3498. Summary of remaining write-ins for Line 34 from overflow page.....	0	0	0	0	0	0	0	0	0	0	0	0
3499. TOTALS (Lines 3401 through 3403 plus 3498) (Line 34 above).....	0	0	0	0	0	0	0	0	0	0	0	0

(a) Finance and service charges not included in Lines 1 to 35 \$....16,179.

(b) For health business on indicated lines report: Number of persons insured under PPO managed care products.....0 and number of persons insured under indemnity only products.....0.

**EXHIBIT OF PREMIUMS AND LOSSES (Statutory Page 14)**



NAIC Group Code.....241 NAIC Company Code....26298

BUSINESS IN THE STATE OF ARIZONA DURING THE YEAR

Line of Business	Gross Premiums, Including Policy and Membership Fees, Less Return Premiums and Premiums on Policies not Taken		3 Dividends Paid or Credited to Policyholders on Direct Business	4 Direct Unearned Premium Reserves	5 Direct Losses Paid (deducting salvage)	6 Direct Losses Incurred	7 Direct Losses Unpaid	8 Direct Defense and Cost Containment Expense Paid	9 Direct Defense and Cost Containment Expense Incurred	10 Direct Defense and Cost Containment Expense Unpaid	11 Commissions and Brokerage Expenses	12 Taxes, Licenses and Fees
	1 Direct Premiums Written	2 Direct Premiums Earned										
1. Fire.....												
2.1 Allied lines.....												
2.2 Multiple peril crop.....												
2.3 Federal flood.....	144,635	238,060		46,074	95,657	95,657					23,987	2,893
2.4 Private crop.....												
2.5 Private flood.....												
3. Farmowners multiple peril.....												
4. Homeowners multiple peril.....	14,158,327	14,679,711	46	7,321,417	10,576,440	10,779,786	2,914,063	173,943	154,225	80,009	1,434,739	278,842
5.1 Commercial multiple peril (non-liability portion).....	151,897	130,387		78,578	95,922	203,119	245,332		531	2,262	35,515	2,996
5.2 Commercial multiple peril (liability portion).....	172,442	137,536		96,466	107,198	133,457	102,385		1,052	15,084	40,406	3,430
6. Mortgage guaranty.....												
8. Ocean marine.....												
9. Inland marine.....	322,516	342,014		161,321	115,946	39,561	27,797	9,333	7,816	737	39,839	6,545
10. Financial guaranty.....												
11. Medical professional liability.....												
12. Earthquake.....	6,121	6,362		2,799		10	355			11	704	120
13. Group accident and health (b).....												
14. Credit A&H (group and individual).....												
15.1 Collectively renewable A&H (b).....												
15.2 Non-cancelable A&H (b).....												
15.3 Guaranteed renewable A&H (b).....												
15.4 Non-renewable for stated reasons only (b).....												
15.5 Other accident only.....												
15.6 Medicare Title XVIII exempt from state taxes or fees.....												
15.7 All other A&H (b).....												
15.8 Federal employees health benefits plan premium.....												
16. Workers' compensation.....												
17.1 Other liability-occurrence.....	951,840	989,592	64	472,768		(167,077)	973,285	5,768	5,857	7,558	95,868	18,864
17.2 Other liability-claims-made.....												
17.3 Excess workers' compensation.....												
18. Products liability.....												
19.1 Private passenger auto no-fault (personal injury protection).....												
19.2 Other private passenger auto liability.....	4,155	6,609		1,291		(464)	791		(29)	64	4,167	123
19.3 Commercial auto no-fault (personal injury protection).....												
19.4 Other commercial auto liability.....	275,310	88,006		187,304		23,782	23,782		1,568	1,568	65,231	5,781
21.1 Private passenger auto physical damage.....	3,118	3,931		1,091	50	1,084	45		(33)		48	54
21.2 Commercial auto physical damage.....	104,089	35,352		68,737	9,531	38,892	29,361		50	50	25,185	2,192
22. Aircraft (all perils).....												
23. Fidelity.....												
24. Surety.....												
26. Burglary and theft.....												
27. Boiler and machinery.....												
28. Credit.....												
30. Warranty.....												
34. Aggregate write-ins for other lines of business.....	0	0	0	0	0	0	0	0	0	0	0	0
35. TOTALS (a).....	16,294,450	16,657,560	110	8,437,846	11,000,744	11,147,807	4,317,196	189,044	171,037	107,343	1,765,689	321,840

**DETAILS OF WRITE-INS**

3401. MISCELLANEOUS.....												
3402. ....												
3403. ....												
3498. Summary of remaining write-ins for Line 34 from overflow page.....	0	0	0	0	0	0	0	0	0	0	0	0
3499. TOTALS (Lines 3401 through 3403 plus 3498) (Line 34 above).....	0	0	0	0	0	0	0	0	0	0	0	0

(a) Finance and service charges not included in Lines 1 to 35 \$....12,717.

(b) For health business on indicated lines report: Number of persons insured under PPO managed care products.....0 and number of persons insured under indemnity only products.....0.

19.AZ

**EXHIBIT OF PREMIUMS AND LOSSES (Statutory Page 14)**



NAIC Group Code.....241 NAIC Company Code....26298

BUSINESS IN THE STATE OF CALIFORNIA DURING THE YEAR

19.CA

Line of Business	Gross Premiums, Including Policy and Membership Fees, Less Return Premiums and Premiums on Policies not Taken		3 Dividends Paid or Credited to Policyholders on Direct Business	4 Direct Unearned Premium Reserves	5 Direct Losses Paid (deducting salvage)	6 Direct Losses Incurred	7 Direct Losses Unpaid	8 Direct Defense and Cost Containment Expense Paid	9 Direct Defense and Cost Containment Expense Incurred	10 Direct Defense and Cost Containment Expense Unpaid	11 Commissions and Brokerage Expenses	12 Taxes, Licenses and Fees
	1 Direct Premiums Written	2 Direct Premiums Earned										
1. Fire.....												
2.1 Allied lines.....												
2.2 Multiple peril crop.....												
2.3 Federal flood.....												
2.4 Private crop.....												
2.5 Private flood.....												
3. Farmowners multiple peril.....												
4. Homeowners multiple peril.....												
5.1 Commercial multiple peril (non-liability portion).....												
5.2 Commercial multiple peril (liability portion).....												
6. Mortgage guaranty.....												
8. Ocean marine.....												
9. Inland marine.....												
10. Financial guaranty.....												
11. Medical professional liability.....												
12. Earthquake.....												
13. Group accident and health (b).....												
14. Credit A&H (group and individual).....												
15.1 Collectively renewable A&H (b).....												
15.2 Non-cancelable A&H (b).....												
15.3 Guaranteed renewable A&H (b).....												
15.4 Non-renewable for stated reasons only (b).....												
15.5 Other accident only.....												
15.6 Medicare Title XVIII exempt from state taxes or fees.....												
15.7 All other A&H (b).....												
15.8 Federal employees health benefits plan premium.....												
16. Workers' compensation.....												
17.1 Other liability-occurrence.....												
17.2 Other liability-claims-made.....												
17.3 Excess workers' compensation.....												
18. Products liability.....												
19.1 Private passenger auto no-fault (personal injury protection).....												
19.2 Other private passenger auto liability.....												
19.3 Commercial auto no-fault (personal injury protection).....												
19.4 Other commercial auto liability.....												
21.1 Private passenger auto physical damage.....												
21.2 Commercial auto physical damage.....												
22. Aircraft (all perils).....												
23. Fidelity.....												
24. Surety.....												
26. Burglary and theft.....												
27. Boiler and machinery.....												
28. Credit.....												
30. Warranty.....												
34. Aggregate write-ins for other lines of business.....	0	0	0	0	0	0	0	0	0	0	0	0
35. TOTALS (a).....	0	0	0	0	0	0	0	0	0	0	0	0

**DETAILS OF WRITE-INS**

3401. MISCELLANEOUS.....												
3402. ....												
3403. ....												
3498. Summary of remaining write-ins for Line 34 from overflow page.....	0	0	0	0	0	0	0	0	0	0	0	0
3499. TOTALS (Lines 3401 through 3403 plus 3498) (Line 34 above).....	0	0	0	0	0	0	0	0	0	0	0	0

(a) Finance and service charges not included in Lines 1 to 35 \$.....0.

(b) For health business on indicated lines report: Number of persons insured under PPO managed care products.....0 and number of persons insured under indemnity only products.....0.

**EXHIBIT OF PREMIUMS AND LOSSES (Statutory Page 14)**



NAIC Group Code.....241 NAIC Company Code....26298

BUSINESS IN THE STATE OF COLORADO DURING THE YEAR

19.CO

Line of Business	Gross Premiums, Including Policy and Membership Fees, Less Return Premiums and Premiums on Policies not Taken		3 Dividends Paid or Credited to Policyholders on Direct Business	4 Direct Unearned Premium Reserves	5 Direct Losses Paid (deducting salvage)	6 Direct Losses Incurred	7 Direct Losses Unpaid	8 Direct Defense and Cost Containment Expense Paid	9 Direct Defense and Cost Containment Expense Incurred	10 Direct Defense and Cost Containment Expense Unpaid	11 Commissions and Brokerage Expenses	12 Taxes, Licenses and Fees
	1 Direct Premiums Written	2 Direct Premiums Earned										
1. Fire.....												
2.1 Allied lines.....												
2.2 Multiple peril crop.....												
2.3 Federal flood.....	99,837	89,281		56,961							16,558	1,997
2.4 Private crop.....												
2.5 Private flood.....												
3. Farmowners multiple peril.....												
4. Homeowners multiple peril.....	9,611,482	10,989,773	546	4,991,995	12,436,789	12,186,013	2,844,213	62,306	55,801	79,519	1,075,364	222,370
5.1 Commercial multiple peril (non-liability portion).....												
5.2 Commercial multiple peril (liability portion).....												
6. Mortgage guaranty.....												
8. Ocean marine.....												
9. Inland marine.....	173,089	188,533		89,650	81,403	91,472	30,796		253	935	18,857	4,178
10. Financial guaranty.....												
11. Medical professional liability.....												
12. Earthquake.....	5,298	5,774		3,061		319	956		7	28	660	125
13. Group accident and health (b).....												
14. Credit A&H (group and individual).....												
15.1 Collectively renewable A&H (b).....												
15.2 Non-cancelable A&H (b).....												
15.3 Guaranteed renewable A&H (b).....												
15.4 Non-renewable for stated reasons only (b).....												
15.5 Other accident only.....												
15.6 Medicare Title XVIII exempt from state taxes or fees.....												
15.7 All other A&H (b).....												
15.8 Federal employees health benefits plan premium.....												
16. Workers' compensation.....												
17.1 Other liability-occurrence.....	722,738	812,854	159	364,930	(75,368)	809,891			491	6,289	71,505	15,794
17.2 Other liability-claims-made.....												
17.3 Excess workers' compensation.....												
18. Products liability.....												
19.1 Private passenger auto no-fault (personal injury protection).....												
19.2 Other private passenger auto liability.....	5,770,103	6,217,771		2,793,873	6,262,552	3,837,838	6,578,850	313,763	167,443	600,712	679,602	135,185
19.3 Commercial auto no-fault (personal injury protection).....												
19.4 Other commercial auto liability.....												
21.1 Private passenger auto physical damage.....	5,424,982	5,639,565		2,677,129	4,287,810	4,328,456	(57,964)	20,545	22,280	8,564	657,047	127,496
21.2 Commercial auto physical damage.....												
22. Aircraft (all perils).....												
23. Fidelity.....												
24. Surety.....												
26. Burglary and theft.....												
27. Boiler and machinery.....												
28. Credit.....												
30. Warranty.....												
34. Aggregate write-ins for other lines of business.....	0	0	0	0	0	0	0	0	0	0	0	0
35. TOTALS (a).....	21,807,529	23,943,551	705	10,977,599	23,068,554	20,368,730	10,206,742	396,614	246,275	696,047	2,519,593	507,145

**DETAILS OF WRITE-INS**

3401. MISCELLANEOUS.....												
3402. ....												
3403. ....												
3498. Summary of remaining write-ins for Line 34 from overflow page.....	0	0	0	0	0	0	0	0	0	0	0	0
3499. TOTALS (Lines 3401 through 3403 plus 3498) (Line 34 above).....	0	0	0	0	0	0	0	0	0	0	0	0

(a) Finance and service charges not included in Lines 1 to 35 \$....40,035

(b) For health business on indicated lines report: Number of persons insured under PPO managed care products.....0 and number of persons insured under indemnity only products.....0.

**EXHIBIT OF PREMIUMS AND LOSSES (Statutory Page 14)**



NAIC Group Code.....241 NAIC Company Code....26298

BUSINESS IN THE STATE OF CONNECTICUT DURING THE YEAR

19.CT

Line of Business	Gross Premiums, Including Policy and Membership Fees, Less Return Premiums and Premiums on Policies not Taken		3 Dividends Paid or Credited to Policyholders on Direct Business	4 Direct Unearned Premium Reserves	5 Direct Losses Paid (deducting salvage)	6 Direct Losses Incurred	7 Direct Losses Unpaid	8 Direct Defense and Cost Containment Expense Paid	9 Direct Defense and Cost Containment Expense Incurred	10 Direct Defense and Cost Containment Expense Unpaid	11 Commissions and Brokerage Expenses	12 Taxes, Licenses and Fees
	1 Direct Premiums Written	2 Direct Premiums Earned										
1. Fire.....												
2.1 Allied lines.....												
2.2 Multiple peril crop.....												
2.3 Federal flood.....	552,768	560,501		341,146	82,756	82,756					91,675	11,055
2.4 Private crop.....												
2.5 Private flood.....												
3. Farmowners multiple peril.....												
4. Homeowners multiple peril.....	28,616,262	27,592,818		15,140,464	16,373,273	17,948,061	5,368,330	94,180	133,675	184,949	3,160,227	681,757
5.1 Commercial multiple peril (non-liability portion).....												50
5.2 Commercial multiple peril (liability portion).....												
6. Mortgage guaranty.....												
8. Ocean marine.....												
9. Inland marine.....	745,748	716,321		378,718	284,808	280,974	59,073	4,685	4,589	1,517	84,750	18,606
10. Financial guaranty.....												
11. Medical professional liability.....												
12. Earthquake.....	17,592	16,376		10,286		136	984		2	29	1,969	418
13. Group accident and health (b).....												
14. Credit A&H (group and individual).....												
15.1 Collectively renewable A&H (b).....												
15.2 Non-cancelable A&H (b).....												
15.3 Guaranteed renewable A&H (b).....												
15.4 Non-renewable for stated reasons only (b).....												
15.5 Other accident only.....												
15.6 Medicare Title XVIII exempt from state taxes or fees.....												
15.7 All other A&H (b).....												
15.8 Federal employees health benefits plan premium.....												
16. Workers' compensation.....												
17.1 Other liability-occurrence.....	4,129,850	3,995,211	61	2,092,909	1,061,676	507,454	3,988,713	11,485	12,707	30,977	461,895	96,992
17.2 Other liability-claims-made.....												
17.3 Excess workers' compensation.....												
18. Products liability.....												
19.1 Private passenger auto no-fault (personal injury protection).....												
19.2 Other private passenger auto liability.....	21,821,428	22,004,083		10,055,244	15,280,355	14,588,979	22,086,691	270,512	391,245	2,052,913	2,181,496	522,195
19.3 Commercial auto no-fault (personal injury protection).....												
19.4 Other commercial auto liability.....	159,873	40,226		119,647	8,245	8,245			686	686	31,052	3,359
21.1 Private passenger auto physical damage.....	13,554,350	13,679,088		6,130,928	7,108,227	7,160,318	104,856	25,210	25,761	6,875	1,364,056	325,155
21.2 Commercial auto physical damage.....	40,909	10,183		30,726	8,528	8,528			14	14	7,961	860
22. Aircraft (all perils).....												
23. Fidelity.....												
24. Surety.....												
26. Burglary and theft.....												
27. Boiler and machinery.....												
28. Credit.....												
30. Warranty.....												
34. Aggregate write-ins for other lines of business.....	0	0	0	0	0	0	0	0	0	0	0	0
35. TOTALS (a).....	69,638,780	68,614,807	61	34,300,068	40,191,095	40,585,451	31,625,420	406,072	568,679	2,277,960	7,385,081	1,660,447

**DETAILS OF WRITE-INS**

3401. MISCELLANEOUS.....												
3402.....												
3403.....												
3498. Summary of remaining write-ins for Line 34 from overflow page.....	0	0	0	0	0	0	0	0	0	0	0	0
3499. TOTALS (Lines 3401 through 3403 plus 3498) (Line 34 above).....	0	0	0	0	0	0	0	0	0	0	0	0

(a) Finance and service charges not included in Lines 1 to 35 \$....285,318.

(b) For health business on indicated lines report: Number of persons insured under PPO managed care products.....0 and number of persons insured under indemnity only products.....0.



**EXHIBIT OF PREMIUMS AND LOSSES (Statutory Page 14)**



NAIC Group Code.....241 NAIC Company Code....26298

BUSINESS IN THE STATE OF DISTRICT OF COLUMBIA DURING THE YEAR

19.DC

Line of Business	Gross Premiums, Including Policy and Membership Fees, Less Return Premiums and Premiums on Policies not Taken		Dividends Paid or Credited to Policyholders on Direct Business	Direct Unearned Premium Reserves	Direct Losses Paid (deducting salvage)	Direct Losses Incurred	Direct Losses Unpaid	Direct Defense and Cost Containment Expense Paid	Direct Defense and Cost Containment Expense Incurred	Direct Defense and Cost Containment Expense Unpaid	Commissions and Brokerage Expenses	Taxes, Licenses and Fees
	Direct Premiums Written	Direct Premiums Earned										
1. Fire.....												
2.1 Allied lines.....												
2.2 Multiple peril crop.....												
2.3 Federal flood.....												
2.4 Private crop.....												
2.5 Private flood.....												
3. Farmowners multiple peril.....												
4. Homeowners multiple peril.....												
5.1 Commercial multiple peril (non-liability portion).....												
5.2 Commercial multiple peril (liability portion).....												
6. Mortgage guaranty.....												
8. Ocean marine.....												
9. Inland marine.....												
10. Financial guaranty.....												
11. Medical professional liability.....												
12. Earthquake.....												
13. Group accident and health (b).....												
14. Credit A&H (group and individual).....												
15.1 Collectively renewable A&H (b).....												
15.2 Non-cancelable A&H (b).....												
15.3 Guaranteed renewable A&H (b).....												
15.4 Non-renewable for stated reasons only (b).....												
15.5 Other accident only.....												
15.6 Medicare Title XVIII exempt from state taxes or fees.....												
15.7 All other A&H (b).....												
15.8 Federal employees health benefits plan premium.....												
16. Workers' compensation.....												
17.1 Other liability-occurrence.....												
17.2 Other liability-claims-made.....												
17.3 Excess workers' compensation.....												
18. Products liability.....												
19.1 Private passenger auto no-fault (personal injury protection).....												
19.2 Other private passenger auto liability.....												
19.3 Commercial auto no-fault (personal injury protection).....												
19.4 Other commercial auto liability.....												
21.1 Private passenger auto physical damage.....												
21.2 Commercial auto physical damage.....												
22. Aircraft (all perils).....												
23. Fidelity.....												
24. Surety.....												
26. Burglary and theft.....												
27. Boiler and machinery.....												
28. Credit.....												
30. Warranty.....												
34. Aggregate write-ins for other lines of business.....	0	0	0	0	0	0	0	0	0	0	0	1,300
35. TOTALS (a).....	0	0	0	0	0	0	0	0	0	0	0	1,300

**DETAILS OF WRITE-INS**

3401. MISCELLANEOUS.....												1,300
3402. ....												
3403. ....												
3498. Summary of remaining write-ins for Line 34 from overflow page.....	0	0	0	0	0	0	0	0	0	0	0	0
3499. TOTALS (Lines 3401 through 3403 plus 3498) (Line 34 above).....	0	0	0	0	0	0	0	0	0	0	0	1,300

(a) Finance and service charges not included in Lines 1 to 35 \$.....0.

(b) For health business on indicated lines report: Number of persons insured under PPO managed care products.....0 and number of persons insured under indemnity only products.....0.

**EXHIBIT OF PREMIUMS AND LOSSES (Statutory Page 14)**



NAIC Group Code.....241 NAIC Company Code....26298

BUSINESS IN THE STATE OF DELAWARE DURING THE YEAR

Line of Business	Gross Premiums, Including Policy and Membership Fees, Less Return Premiums and Premiums on Policies not Taken		3 Dividends Paid or Credited to Policyholders on Direct Business	4 Direct Unearned Premium Reserves	5 Direct Losses Paid (deducting salvage)	6 Direct Losses Incurred	7 Direct Losses Unpaid	8 Direct Defense and Cost Containment Expense Paid	9 Direct Defense and Cost Containment Expense Incurred	10 Direct Defense and Cost Containment Expense Unpaid	11 Commissions and Brokerage Expenses	12 Taxes, Licenses and Fees
	1 Direct Premiums Written	2 Direct Premiums Earned										
1. Fire.....												
2.1 Allied lines.....												
2.2 Multiple peril crop.....												
2.3 Federal flood.....	26,930	27,006		11,414							4,466	539
2.4 Private crop.....												
2.5 Private flood.....												
3. Farmowners multiple peril.....												
4. Homeowners multiple peril.....	524,646	519,837		281,935	269,699	282,525	44,207	166	295	1,092	21,415	11,513
5.1 Commercial multiple peril (non-liability portion).....												
5.2 Commercial multiple peril (liability portion).....												
6. Mortgage guaranty.....												
8. Ocean marine.....												
9. Inland marine.....	18,567	20,309		7,994	2,945	2,978	1,002		(1)	26	323	493
10. Financial guaranty.....												
11. Medical professional liability.....												
12. Earthquake.....	999	817		480		11	36			1	5	23
13. Group accident and health (b).....												
14. Credit A&H (group and individual).....												
15.1 Collectively renewable A&H (b).....												
15.2 Non-cancelable A&H (b).....												
15.3 Guaranteed renewable A&H (b).....												
15.4 Non-renewable for stated reasons only (b).....												
15.5 Other accident only.....												
15.6 Medicare Title XVIII exempt from state taxes or fees.....												
15.7 All other A&H (b).....												
15.8 Federal employees health benefits plan premium.....												
16. Workers' compensation.....												
17.1 Other liability-occurrence.....	42,906	40,059		22,678		(1,451)	26,562		23	206	1,771	640
17.2 Other liability-claims-made.....												
17.3 Excess workers' compensation.....												
18. Products liability.....												
19.1 Private passenger auto no-fault (personal injury protection).....	140,705	144,242		35,259	147,157	155,970	30,742	40	1,438	5,855	4,652	3,006
19.2 Other private passenger auto liability.....	455,179	459,345		118,807	359,482	446,508	570,961	34,691	46,952	53,063	16,145	9,750
19.3 Commercial auto no-fault (personal injury protection).....												
19.4 Other commercial auto liability.....												
21.1 Private passenger auto physical damage.....	402,048	411,589		99,251	204,160	223,460	(7,101)	442	145	625	14,392	8,641
21.2 Commercial auto physical damage.....												
22. Aircraft (all perils).....												
23. Fidelity.....												
24. Surety.....												
26. Burglary and theft.....												
27. Boiler and machinery.....												
28. Credit.....												
30. Warranty.....												
34. Aggregate write-ins for other lines of business.....	0	0	0	0	0	0	0	0	0	0	0	0
35. TOTALS (a).....	1,611,980	1,623,204	0	577,818	983,443	1,110,001	666,409	35,339	48,852	60,868	63,169	34,605

**DETAILS OF WRITE-INS**

3401. MISCELLANEOUS.....												
3402. ....												
3403. ....												
3498. Summary of remaining write-ins for Line 34 from overflow page.....	0	0	0	0	0	0	0	0	0	0	0	0
3499. TOTALS (Lines 3401 through 3403 plus 3498) (Line 34 above).....	0	0	0	0	0	0	0	0	0	0	0	0

(a) Finance and service charges not included in Lines 1 to 35 \$....7,260.

(b) For health business on indicated lines report: Number of persons insured under PPO managed care products.....0 and number of persons insured under indemnity only products.....0.

19.DE

**EXHIBIT OF PREMIUMS AND LOSSES (Statutory Page 14)**



NAIC Group Code.....241 NAIC Company Code....26298

BUSINESS IN THE STATE OF FLORIDA DURING THE YEAR

19.FL

Line of Business	Gross Premiums, Including Policy and Membership Fees, Less Return Premiums and Premiums on Policies not Taken		3 Dividends Paid or Credited to Policyholders on Direct Business	4 Direct Unearned Premium Reserves	5 Direct Losses Paid (deducting salvage)	6 Direct Losses Incurred	7 Direct Losses Unpaid	8 Direct Defense and Cost Containment Expense Paid	9 Direct Defense and Cost Containment Expense Incurred	10 Direct Defense and Cost Containment Expense Unpaid	11 Commissions and Brokerage Expenses	12 Taxes, Licenses and Fees
	1 Direct Premiums Written	2 Direct Premiums Earned										
1. Fire.....												
2.1 Allied lines.....					(700)	(700)		217	217			
2.2 Multiple peril crop.....												
2.3 Federal flood.....	1,144,616	1,091,100		671,719	451,416	203,765	135,000	17,558	17,558		189,831	22,892
2.4 Private crop.....												
2.5 Private flood.....												
3. Farmowners multiple peril.....												
4. Homeowners multiple peril.....								4,292	4,292			7,254
5.1 Commercial multiple peril (non-liability portion).....												
5.2 Commercial multiple peril (liability portion).....												
6. Mortgage guaranty.....												
8. Ocean marine.....												
9. Inland marine.....	259,475	249,821		128,343	86,308	114,435	73,994		1,340	2,465	12,149	17,941
10. Financial guaranty.....												
11. Medical professional liability.....												
12. Earthquake.....												
13. Group accident and health (b).....												
14. Credit A&H (group and individual).....												
15.1 Collectively renewable A&H (b).....												
15.2 Non-cancelable A&H (b).....												
15.3 Guaranteed renewable A&H (b).....												
15.4 Non-renewable for stated reasons only (b).....												
15.5 Other accident only.....												
15.6 Medicare Title XVIII exempt from state taxes or fees.....												
15.7 All other A&H (b).....												
15.8 Federal employees health benefits plan premium.....												
16. Workers' compensation.....												
17.1 Other liability-occurrence.....	1,905,554	1,884,664	564	966,328	534,800	301,901	1,845,762	682	1,401	14,334	140,993	105,424
17.2 Other liability-claims-made.....												
17.3 Excess workers' compensation.....												
18. Products liability.....												
19.1 Private passenger auto no-fault (personal injury protection).....	116,919	128,911		31,716	22,722	45,693	80,317	6,243	4,730	7,075	6,030	4,565
19.2 Other private passenger auto liability.....	546,322	551,261		146,450	554,868	311,442	224,334	14,981	(5,782)	19,143	42,029	26,077
19.3 Commercial auto no-fault (personal injury protection).....												
19.4 Other commercial auto liability.....												
21.1 Private passenger auto physical damage.....	253,556	257,999		67,195	266,569	253,781	(15,383)	239	214	845	16,673	12,164
21.2 Commercial auto physical damage.....												
22. Aircraft (all perils).....												
23. Fidelity.....												
24. Surety.....												
26. Burglary and theft.....												
27. Boiler and machinery.....												
28. Credit.....												
30. Warranty.....												
34. Aggregate write-ins for other lines of business.....	0	0	0	0	0	0	0	0	0	0	0	0
35. TOTALS (a).....	4,226,442	4,163,756	564	2,011,751	1,915,983	1,230,317	2,344,024	44,212	23,970	43,862	407,705	196,317

**DETAILS OF WRITE-INS**

3401. MISCELLANEOUS.....												
3402. ....												
3403. ....												
3498. Summary of remaining write-ins for Line 34 from overflow page.....	0	0	0	0	0	0	0	0	0	0	0	0
3499. TOTALS (Lines 3401 through 3403 plus 3498) (Line 34 above).....	0	0	0	0	0	0	0	0	0	0	0	0

(a) Finance and service charges not included in Lines 1 to 35 \$....1,126.

(b) For health business on indicated lines report: Number of persons insured under PPO managed care products.....0 and number of persons insured under indemnity only products.....0.

**EXHIBIT OF PREMIUMS AND LOSSES (Statutory Page 14)**



NAIC Group Code.....241 NAIC Company Code....26298

BUSINESS IN THE STATE OF GEORGIA DURING THE YEAR

Line of Business	Gross Premiums, Including Policy and Membership Fees, Less Return Premiums and Premiums on Policies not Taken		3 Dividends Paid or Credited to Policyholders on Direct Business	4 Direct Unearned Premium Reserves	5 Direct Losses Paid (deducting salvage)	6 Direct Losses Incurred	7 Direct Losses Unpaid	8 Direct Defense and Cost Containment Expense Paid	9 Direct Defense and Cost Containment Expense Incurred	10 Direct Defense and Cost Containment Expense Unpaid	11 Commissions and Brokerage Expenses	12 Taxes, Licenses and Fees
	1 Direct Premiums Written	2 Direct Premiums Earned										
1. Fire.....	141,097	155,625		72,435	51,368	57,068	29,514	13,725	13,338	1,380	48,246	
2.1 Allied lines.....												
2.2 Multiple peril crop.....												
2.3 Federal flood.....	87,925	99,369		55,443	2,399	(24,601)		1,000	1,000		14,582	2,198
2.4 Private crop.....												
2.5 Private flood.....												
3. Farmowners multiple peril.....												
4. Homeowners multiple peril.....	11,490,591	11,728,644	88	5,979,167	8,073,694	7,942,378	1,691,318	17,309	3,545	45,492	703,724	683,585
5.1 Commercial multiple peril (non-liability portion).....	189,054	165,983		88,966	(17,834)	4,324	55,228		923	2,280	42,195	42,444
5.2 Commercial multiple peril (liability portion).....	101,702	90,437		45,015	66,166	123,994	98,790	231	4,359	11,369	22,279	23,120
6. Mortgage guaranty.....												
8. Ocean marine.....												
9. Inland marine.....	205,500	223,514	62	101,784	46,908	40,755	20,106		(249)	597	15,302	12,283
10. Financial guaranty.....												
11. Medical professional liability.....												
12. Earthquake.....	10,670	10,456		5,742		(276)	961		(11)	29	851	636
13. Group accident and health (b).....												
14. Credit A&H (group and individual).....												
15.1 Collectively renewable A&H (b).....												
15.2 Non-cancelable A&H (b).....												
15.3 Guaranteed renewable A&H (b).....												
15.4 Non-renewable for stated reasons only (b).....												
15.5 Other accident only.....												
15.6 Medicare Title XVIII exempt from state taxes or fees.....												
15.7 All other A&H (b).....	2,054,016	2,196,126			927,709	1,066,753	478,008					46,215
15.8 Federal employees health benefits plan premium.....												
16. Workers' compensation.....												
17.1 Other liability-occurrence.....	366,470	394,641	104	177,597	137,000	465,979	984,879	10,396	13,748	7,648	25,848	69,795
17.2 Other liability-claims-made.....												
17.3 Excess workers' compensation.....												
18. Products liability.....												
19.1 Private passenger auto no-fault (personal injury protection).....												
19.2 Other private passenger auto liability.....	2,076,431	2,078,938	370	490,308	1,506,169	1,306,851	1,249,453	22,782	22,513	113,354	81,803	108,245
19.3 Commercial auto no-fault (personal injury protection).....												
19.4 Other commercial auto liability.....	1,523,612	1,120,172		618,186	479,575	1,167,240	781,891		17,221	19,321	301,488	31,751
21.1 Private passenger auto physical damage.....	1,226,503	1,266,622	260	274,098	632,670	633,020	268	1,382	862	951	45,850	63,825
21.2 Commercial auto physical damage.....	555,485	454,714		159,352	862,512	1,608,071	758,042		583	606	113,363	11,954
22. Aircraft (all perils).....												
23. Fidelity.....												
24. Surety.....												
26. Burglary and theft.....												
27. Boiler and machinery.....												
28. Credit.....												
30. Warranty.....												
34. Aggregate write-ins for other lines of business.....	0	0	0	0	0	0	0	0	0	0	0	0
35. TOTALS (a).....	20,029,056	19,985,241	884	8,068,093	12,768,336	14,391,556	6,148,458	66,825	77,832	203,027	1,415,531	1,096,051

19.GA

**DETAILS OF WRITE-INS**

3401. MISCELLANEOUS.....												
3402. ....												
3403. ....												
3498. Summary of remaining write-ins for Line 34 from overflow page.....	0	0	0	0	0	0	0	0	0	0	0	0
3499. TOTALS (Lines 3401 through 3403 plus 3498) (Line 34 above).....	0	0	0	0	0	0	0	0	0	0	0	0

(a) Finance and service charges not included in Lines 1 to 35 \$....39,115

(b) For health business on indicated lines report: Number of persons insured under PPO managed care products.....0 and number of persons insured under indemnity only products.....0.

**EXHIBIT OF PREMIUMS AND LOSSES (Statutory Page 14)**



NAIC Group Code.....241 NAIC Company Code....26298

BUSINESS IN GRAND TOTAL DURING THE YEAR

19.GT

Line of Business	Gross Premiums, Including Policy and Membership Fees, Less Return Premiums and Premiums on Policies not Taken		3 Dividends Paid or Credited to Policyholders on Direct Business	4 Direct Unearned Premium Reserves	5 Direct Losses Paid (deducting salvage)	6 Direct Losses Incurred	7 Direct Losses Unpaid	8 Direct Defense and Cost Containment Expense Paid	9 Direct Defense and Cost Containment Expense Incurred	10 Direct Defense and Cost Containment Expense Unpaid	11 Commissions and Brokerage Expenses	12 Taxes, Licenses and Fees
	1 Direct Premiums Written	2 Direct Premiums Earned										
1. Fire.....	5,622,994	5,734,666		2,823,224	2,926,624	2,965,725	1,511,523	487,725	512,978	239,971	1,405,637	144,350
2.1 Allied lines.....	93,348	90,843		48,209	46,837	35,831	75,977	4,250	2,976	4,598		2,892
2.2 Multiple peril crop.....												
2.3 Federal flood.....	11,849,853	11,956,441		6,964,499	10,153,089	6,231,225	929,306	267,734	267,734		1,965,266	243,431
2.4 Private crop.....												
2.5 Private flood.....												
3. Farmowners multiple peril.....												
4. Homeowners multiple peril.....	665,637,495	659,005,351	55,823	350,507,255	389,253,032	394,220,808	118,378,787	4,010,882	3,744,442	3,552,634	59,781,932	19,685,946
5.1 Commercial multiple peril (non-liability portion).....	8,624,711	7,278,844		4,309,461	1,144,273	2,668,000	3,412,170	28,813	75,806	104,058	2,032,883	218,280
5.2 Commercial multiple peril (liability portion).....	6,848,185	5,824,817		3,406,101	2,870,650	4,516,047	4,543,208	109,612	349,254	550,321	1,585,951	149,618
6. Mortgage guaranty.....												
8. Ocean marine.....												
9. Inland marine.....	19,115,516	18,968,836	523	9,672,397	6,121,880	5,907,880	1,835,326	64,895	47,067	57,014	1,803,703	600,716
10. Financial guaranty.....												
11. Medical professional liability.....												
12. Earthquake.....	5,991,825	5,986,574		3,106,588		(38,781)	309,967		(2,156)	9,301	687,966	177,920
13. Group accident and health (b).....												
14. Credit A&H (group and individual).....												
15.1 Collectively renewable A&H (b).....												
15.2 Non-cancelable A&H (b).....												
15.3 Guaranteed renewable A&H (b).....												
15.4 Non-renewable for stated reasons only (b).....												
15.5 Other accident only.....												
15.6 Medicare Title XVIII exempt from state taxes or fees.....												
15.7 All other A&H (b).....	26,627,966	28,616,886			9,192,670	9,873,377	3,358,693					563,424
15.8 Federal employees health benefits plan premium.....												
16. Workers' compensation.....												
17.1 Other liability-occurrence.....	44,568,241	43,947,462	8,661	22,599,441	16,284,174	15,142,361	53,966,202	149,869	208,033	419,087	4,540,403	1,299,525
17.2 Other liability-claims-made.....												
17.3 Excess workers' compensation.....												
18. Products liability.....												
19.1 Private passenger auto no-fault (personal injury protection).....	43,707,517	42,375,394	2,767	21,429,502	21,291,783	20,122,211	26,711,191	5,532,375	4,948,651	5,079,700	3,729,212	1,423,229
19.2 Other private passenger auto liability.....	333,317,019	329,968,249	28,412	158,284,608	223,806,706	213,298,336	250,650,389	8,388,927	9,601,147	22,246,287	28,362,131	9,865,374
19.3 Commercial auto no-fault (personal injury protection).....	553,214	327,952		305,988	152,817	533,154	425,127		45,308	48,605	112,533	11,687
19.4 Other commercial auto liability.....	16,935,649	10,518,928		9,157,185	3,362,427	7,537,259	5,523,355	14,769	172,875	184,732	3,635,016	355,998
21.1 Private passenger auto physical damage.....	308,607,053	302,526,729	27,504	146,429,915	161,731,286	158,258,618	(4,766,265)	812,414	966,602	413,067	25,982,261	8,913,421
21.2 Commercial auto physical damage.....	6,024,722	3,983,011		3,087,877	4,016,234	8,234,670	4,700,082	100	3,454	5,916	1,290,234	127,189
22. Aircraft (all perils).....												
23. Fidelity.....												
24. Surety.....												
26. Burglary and theft.....												
27. Boiler and machinery.....												
28. Credit.....												
30. Warranty.....												
34. Aggregate write-ins for other lines of business.....	0	0	0	0	0	0	0	0	0	0	0	1,300
35. TOTALS (a).....	1,504,125,308	1,477,110,983	123,690	742,132,250	852,354,482	849,506,721	471,565,038	19,872,365	20,944,171	32,915,291	136,915,128	43,784,300

**DETAILS OF WRITE-INS**

3401. Miscellaneous.....												1,300
3402. ....												
3403. ....												
3498. Summary of remaining write-ins for Line 34 from overflow page.....	0	0	0	0	0	0	0	0	0	0	0	0
3499. TOTALS (Lines 3401 through 3403 plus 3498) (Line 34 above).....	0	0	0	0	0	0	0	0	0	0	0	1,300

(a) Finance and service charges not included in Lines 1 to 35 \$....3,199,883.

(b) For health business on indicated lines report: Number of persons insured under PPO managed care products.....0 and number of persons insured under indemnity only products.....0.

**EXHIBIT OF PREMIUMS AND LOSSES (Statutory Page 14)**



NAIC Group Code.....241 NAIC Company Code....26298

BUSINESS IN THE STATE OF HAWAII DURING THE YEAR

Line of Business	Gross Premiums, Including Policy and Membership Fees, Less Return Premiums and Premiums on Policies not Taken		3 Dividends Paid or Credited to Policyholders on Direct Business	4 Direct Unearned Premium Reserves	5 Direct Losses Paid (deducting salvage)	6 Direct Losses Incurred	7 Direct Losses Unpaid	8 Direct Defense and Cost Containment Expense Paid	9 Direct Defense and Cost Containment Expense Incurred	10 Direct Defense and Cost Containment Expense Unpaid	11 Commissions and Brokerage Expenses	12 Taxes, Licenses and Fees
	1 Direct Premiums Written	2 Direct Premiums Earned										
1. Fire.....												
2.1 Allied lines.....												
2.2 Multiple peril crop.....												
2.3 Federal flood.....	9,120	6,437		5,755	4,654	4,654					1,513	392
2.4 Private crop.....												
2.5 Private flood.....												
3. Farmowners multiple peril.....												
4. Homeowners multiple peril.....	168,980	167,577	9	86,778	507,155	577,284	79,264		1,933	2,236	6,045	8,446
5.1 Commercial multiple peril (non-liability portion).....												
5.2 Commercial multiple peril (liability portion).....												
6. Mortgage guaranty.....												
8. Ocean marine.....												
9. Inland marine.....	6,154	5,662		3,206	12,049	13,754	1,983		51	60	261	316
10. Financial guaranty.....												
11. Medical professional liability.....												
12. Earthquake.....	1,967	2,059		1,472		568	686		17	21	70	117
13. Group accident and health (b).....												
14. Credit A&H (group and individual).....												
15.1 Collectively renewable A&H (b).....												
15.2 Non-cancelable A&H (b).....												
15.3 Guaranteed renewable A&H (b).....												
15.4 Non-renewable for stated reasons only (b).....												
15.5 Other accident only.....												
15.6 Medicare Title XVIII exempt from state taxes or fees.....												
15.7 All other A&H (b).....												
15.8 Federal employees health benefits plan premium.....												
16. Workers' compensation.....												
17.1 Other liability-occurrence.....	2,620	2,766		1,119		(191)	1,938		1	15	95	191
17.2 Other liability-claims-made.....												
17.3 Excess workers' compensation.....												
18. Products liability.....												
19.1 Private passenger auto no-fault (personal injury protection).....	18,209	18,819		4,992	53,318	31,169	3,492	78	(4,445)	607	617	875
19.2 Other private passenger auto liability.....	119,597	123,388		30,334	41,222	72,425	110,195	6	2,399	8,602	5,123	6,022
19.3 Commercial auto no-fault (personal injury protection).....												
19.4 Other commercial auto liability.....												
21.1 Private passenger auto physical damage.....	172,945	174,387		45,637	31,902	19,391	(6,108)	185	512	227	6,100	8,682
21.2 Commercial auto physical damage.....												
22. Aircraft (all perils).....												
23. Fidelity.....												
24. Surety.....												
26. Burglary and theft.....												
27. Boiler and machinery.....												
28. Credit.....												
30. Warranty.....												
34. Aggregate write-ins for other lines of business.....	0	0	0	0	0	0	0	0	0	0	0	0
35. TOTALS (a).....	499,592	501,095	9	179,293	650,300	719,054	191,450	269	468	11,768	19,824	25,041

**DETAILS OF WRITE-INS**

3401. MISCELLANEOUS.....												
3402. ....												
3403. ....												
3498. Summary of remaining write-ins for Line 34 from overflow page.....	0	0	0	0	0	0	0	0	0	0	0	0
3499. TOTALS (Lines 3401 through 3403 plus 3498) (Line 34 above).....	0	0	0	0	0	0	0	0	0	0	0	0

(a) Finance and service charges not included in Lines 1 to 35 \$....1,342.

(b) For health business on indicated lines report: Number of persons insured under PPO managed care products.....0 and number of persons insured under indemnity only products.....0.

**EXHIBIT OF PREMIUMS AND LOSSES (Statutory Page 14)**



NAIC Group Code.....241 NAIC Company Code....26298

BUSINESS IN THE STATE OF IOWA DURING THE YEAR

Line of Business	Gross Premiums, Including Policy and Membership Fees, Less Return Premiums and Premiums on Policies not Taken		3 Dividends Paid or Credited to Policyholders on Direct Business	4 Direct Unearned Premium Reserves	5 Direct Losses Paid (deducting salvage)	6 Direct Losses Incurred	7 Direct Losses Unpaid	8 Direct Defense and Cost Containment Expense Paid	9 Direct Defense and Cost Containment Expense Incurred	10 Direct Defense and Cost Containment Expense Unpaid	11 Commissions and Brokerage Expenses	12 Taxes, Licenses and Fees
	1 Direct Premiums Written	2 Direct Premiums Earned										
1. Fire.....												
2.1 Allied lines.....												
2.2 Multiple peril crop.....												
2.3 Federal flood.....	87,413	93,067		55,668	30,000	30,000					14,497	1,748
2.4 Private crop.....												
2.5 Private flood.....												
3. Farmowners multiple peril.....												
4. Homeowners multiple peril.....	5,593,645	5,836,645		3,028,711	3,748,039	3,423,385	502,917	(9,240)	13,799		695,171	128,994
5.1 Commercial multiple peril (non-liability portion).....												
5.2 Commercial multiple peril (liability portion).....												
6. Mortgage guaranty.....												
8. Ocean marine.....												
9. Inland marine.....	149,874	160,258		81,319	98,357	89,147	9,635	(218)	306		19,040	3,731
10. Financial guaranty.....												
11. Medical professional liability.....												
12. Earthquake.....	10,064	11,056		5,329		(123)	774	(6)	23		1,402	234
13. Group accident and health (b).....												
14. Credit A&H (group and individual).....												
15.1 Collectively renewable A&H (b).....												
15.2 Non-cancelable A&H (b).....												
15.3 Guaranteed renewable A&H (b).....												
15.4 Non-renewable for stated reasons only (b).....												
15.5 Other accident only.....												
15.6 Medicare Title XVIII exempt from state taxes or fees.....												
15.7 All other A&H (b).....												
15.8 Federal employees health benefits plan premium.....												
16. Workers' compensation.....												
17.1 Other liability-occurrence.....	255,209	270,358		125,895		(35,737)	202,134	12	1,570		31,787	5,443
17.2 Other liability-claims-made.....												
17.3 Excess workers' compensation.....												
18. Products liability.....												
19.1 Private passenger auto no-fault (personal injury protection).....												
19.2 Other private passenger auto liability.....	2,220,588	2,293,501		1,070,979	1,916,018	1,133,463	1,037,372	93,292	37,470	91,211	272,869	52,490
19.3 Commercial auto no-fault (personal injury protection).....												
19.4 Other commercial auto liability.....												
21.1 Private passenger auto physical damage.....	2,911,010	2,956,761		1,399,484	1,602,806	1,516,872	(27,013)	4,710	6,818	3,520	365,561	69,033
21.2 Commercial auto physical damage.....												
22. Aircraft (all perils).....												
23. Fidelity.....												
24. Surety.....												
26. Burglary and theft.....												
27. Boiler and machinery.....												
28. Credit.....												
30. Warranty.....												
34. Aggregate write-ins for other lines of business.....	0	0	0	0	0	0	0	0	0	0	0	0
35. TOTALS (a).....	11,227,803	11,621,646	0	5,767,385	7,395,220	6,157,007	1,725,819	98,002	34,836	110,429	1,400,327	261,673

**DETAILS OF WRITE-INS**

3401. MISCELLANEOUS.....												
3402. ....												
3403. ....												
3498. Summary of remaining write-ins for Line 34 from overflow page.....	0	0	0	0	0	0	0	0	0	0	0	0
3499. TOTALS (Lines 3401 through 3403 plus 3498) (Line 34 above).....	0	0	0	0	0	0	0	0	0	0	0	0

(a) Finance and service charges not included in Lines 1 to 35 \$.....25,531.

(b) For health business on indicated lines report: Number of persons insured under PPO managed care products.....0 and number of persons insured under indemnity only products.....0.

191A

**EXHIBIT OF PREMIUMS AND LOSSES (Statutory Page 14)**



NAIC Group Code.....241 NAIC Company Code....26298

BUSINESS IN THE STATE OF IDAHO DURING THE YEAR

191D

Line of Business	Gross Premiums, Including Policy and Membership Fees, Less Return Premiums and Premiums on Policies not Taken		3 Dividends Paid or Credited to Policyholders on Direct Business	4 Direct Unearned Premium Reserves	5 Direct Losses Paid (deducting salvage)	6 Direct Losses Incurred	7 Direct Losses Unpaid	8 Direct Defense and Cost Containment Expense Paid	9 Direct Defense and Cost Containment Expense Incurred	10 Direct Defense and Cost Containment Expense Unpaid	11 Commissions and Brokerage Expenses	12 Taxes, Licenses and Fees
	1 Direct Premiums Written	2 Direct Premiums Earned										
1. Fire.....												
2.1 Allied lines.....												
2.2 Multiple peril crop.....												
2.3 Federal flood.....	42,120	39,477		22,054							6,986	
2.4 Private crop.....												
2.5 Private flood.....												
3. Farmowners multiple peril.....												
4. Homeowners multiple peril.....	5,789,718	6,077,163	31	3,021,142	10,463,294	10,206,265	1,375,886	17,162	(11,828)	36,348	663,028	138,881
5.1 Commercial multiple peril (non-liability portion).....	20,999	21,657		7,851	11,456	6,347	9,684		(213)	404	4,908	434
5.2 Commercial multiple peril (liability portion).....	33,412	33,339		11,874	1,930	(1,566)	16,402		(249)	4,101	8,380	686
6. Mortgage guaranty.....												
8. Ocean marine.....												
9. Inland marine.....	193,890	202,487	33	93,932	38,940	44,769	186,510		(805)	10,953	18,536	3,795
10. Financial guaranty.....												
11. Medical professional liability.....												
12. Earthquake.....	10,184	11,652		5,269		361	1,469		8	44	1,278	248
13. Group accident and health (b).....												
14. Credit A&H (group and individual).....												
15.1 Collectively renewable A&H (b).....												
15.2 Non-cancelable A&H (b).....												
15.3 Guaranteed renewable A&H (b).....												
15.4 Non-renewable for stated reasons only (b).....												
15.5 Other accident only.....												
15.6 Medicare Title XVIII exempt from state taxes or fees.....												
15.7 All other A&H (b).....												
15.8 Federal employees health benefits plan premium.....												
16. Workers' compensation.....												
17.1 Other liability-occurrence.....	291,688	307,764	407	147,925		(26,385)	216,782		91	1,684	33,718	4,896
17.2 Other liability-claims-made.....												
17.3 Excess workers' compensation.....												
18. Products liability.....												
19.1 Private passenger auto no-fault (personal injury protection).....												
19.2 Other private passenger auto liability.....	4,978,786	5,180,073		2,419,031	3,770,992	3,934,913	3,578,620	70,299	113,918	319,639	579,850	118,108
19.3 Commercial auto no-fault (personal injury protection).....												
19.4 Other commercial auto liability.....												
21.1 Private passenger auto physical damage.....	4,510,760	4,652,310		2,169,930	2,967,242	2,924,084	(40,176)	3,646	4,947	3,115	526,004	106,967
21.2 Commercial auto physical damage.....												
22. Aircraft (all perils).....												
23. Fidelity.....												
24. Surety.....												
26. Burglary and theft.....												
27. Boiler and machinery.....												
28. Credit.....												
30. Warranty.....												
34. Aggregate write-ins for other lines of business.....	0	0	0	0	0	0	0	0	0	0	0	0
35. TOTALS (a).....	15,871,557	16,525,922	471	7,899,008	17,253,854	17,088,788	5,345,177	91,107	105,869	376,288	1,842,688	374,015

**DETAILS OF WRITE-INS**

3401. MISCELLANEOUS.....												
3402. ....												
3403. ....												
3498. Summary of remaining write-ins for Line 34 from overflow page.....	0	0	0	0	0	0	0	0	0	0	0	0
3499. TOTALS (Lines 3401 through 3403 plus 3498) (Line 34 above).....	0	0	0	0	0	0	0	0	0	0	0	0

(a) Finance and service charges not included in Lines 1 to 35 \$.....35,468.

(b) For health business on indicated lines report: Number of persons insured under PPO managed care products.....0 and number of persons insured under indemnity only products.....0.



**EXHIBIT OF PREMIUMS AND LOSSES (Statutory Page 14)**



NAIC Group Code.....241 NAIC Company Code...26298

BUSINESS IN THE STATE OF ILLINOIS DURING THE YEAR

191L

Line of Business	Gross Premiums, Including Policy and Membership Fees, Less Return Premiums and Premiums on Policies not Taken		3 Dividends Paid or Credited to Policyholders on Direct Business	4 Direct Unearned Premium Reserves	5 Direct Losses Paid (deducting salvage)	6 Direct Losses Incurred	7 Direct Losses Unpaid	8 Direct Defense and Cost Containment Expense Paid	9 Direct Defense and Cost Containment Expense Incurred	10 Direct Defense and Cost Containment Expense Unpaid	11 Commissions and Brokerage Expenses	12 Taxes, Licenses and Fees
	1 Direct Premiums Written	2 Direct Premiums Earned										
1. Fire.....	70,803	80,412		35,150	32,794	20,009	39,686	1,754	1,815	2,752	58,777	3,351
2.1 Allied lines.....												
2.2 Multiple peril crop.....												
2.3 Federal flood.....	392,204	384,286		226,410	451,686	456,686	60,000				65,046	
2.4 Private crop.....												
2.5 Private flood.....												
3. Farmowners multiple peril.....												
4. Homeowners multiple peril.....	2,122,843	2,206,373	58	1,120,722	2,296,863	2,361,767	543,295	3,062	(1,050)	12,249	166,900	100,590
5.1 Commercial multiple peril (non-liability portion).....												
5.2 Commercial multiple peril (liability portion).....												
6. Mortgage guaranty.....												
8. Ocean marine.....												
9. Inland marine.....	439,948	442,916		214,706	103,578	110,515	39,841	7,170	7,179	901	58,589	18,856
10. Financial guaranty.....												
11. Medical professional liability.....												
12. Earthquake.....	24,989	25,994		13,405		(400)	1,286		(16)	39	3,089	1,232
13. Group accident and health (b).....												
14. Credit A&H (group and individual).....												
15.1 Collectively renewable A&H (b).....												
15.2 Non-cancelable A&H (b).....												
15.3 Guaranteed renewable A&H (b).....												
15.4 Non-renewable for stated reasons only (b).....												
15.5 Other accident only.....												
15.6 Medicare Title XVIII exempt from state taxes or fees.....												
15.7 All other A&H (b).....	245,676	250,006			93,531	143,742	59,068					4,914
15.8 Federal employees health benefits plan premium.....												
16. Workers' compensation.....												
17.1 Other liability-occurrence.....	4,437,489	4,326,113	59	2,314,309	99,000	1,618,843	4,948,340		15,974	38,429	632,277	174,622
17.2 Other liability-claims-made.....												
17.3 Excess workers' compensation.....												
18. Products liability.....												
19.1 Private passenger auto no-fault (personal injury protection).....												
19.2 Other private passenger auto liability.....	328,885	343,175		84,300	247,748	341,786	225,888	90,745	99,981	19,302	25,956	11,908
19.3 Commercial auto no-fault (personal injury protection).....												
19.4 Other commercial auto liability.....												
21.1 Private passenger auto physical damage.....	470,003	482,348		120,970	148,307	175,579	22,221	72	(1,098)	(705)	36,743	17,025
21.2 Commercial auto physical damage.....												
22. Aircraft (all perils).....												
23. Fidelity.....												
24. Surety.....												
26. Burglary and theft.....												
27. Boiler and machinery.....												
28. Credit.....												
30. Warranty.....												
34. Aggregate write-ins for other lines of business.....	0	0	0	0	0	0	0	0	0	0	0	0
35. TOTALS (a).....	8,532,840	8,541,623	117	4,129,972	3,473,507	5,228,527	5,939,625	102,803	122,785	72,967	1,047,377	332,498

**DETAILS OF WRITE-INS**

3401. MISCELLANEOUS.....												
3402. ....												
3403. ....												
3498. Summary of remaining write-ins for Line 34 from overflow page.....	0	0	0	0	0	0	0	0	0	0	0	0
3499. TOTALS (Lines 3401 through 3403 plus 3498) (Line 34 above).....	0	0	0	0	0	0	0	0	0	0	0	0

(a) Finance and service charges not included in Lines 1 to 35 \$....24,960.

(b) For health business on indicated lines report: Number of persons insured under PPO managed care products.....0 and number of persons insured under indemnity only products.....0.

**EXHIBIT OF PREMIUMS AND LOSSES (Statutory Page 14)**



NAIC Group Code.....241 NAIC Company Code....26298

BUSINESS IN THE STATE OF INDIANA DURING THE YEAR

Line of Business	Gross Premiums, Including Policy and Membership Fees, Less Return Premiums and Premiums on Policies not Taken		3 Dividends Paid or Credited to Policyholders on Direct Business	4 Direct Unearned Premium Reserves	5 Direct Losses Paid (deducting salvage)	6 Direct Losses Incurred	7 Direct Losses Unpaid	8 Direct Defense and Cost Containment Expense Paid	9 Direct Defense and Cost Containment Expense Incurred	10 Direct Defense and Cost Containment Expense Unpaid	11 Commissions and Brokerage Expenses	12 Taxes, Licenses and Fees
	1 Direct Premiums Written	2 Direct Premiums Earned										
1. Fire.....												
2.1 Allied lines.....												
2.2 Multiple peril crop.....												
2.3 Federal flood.....	108,132	115,701		50,623	258,657	258,657					17,933	2,163
2.4 Private crop.....												
2.5 Private flood.....												
3. Farmowners multiple peril.....												
4. Homeowners multiple peril.....	11,054,026	11,391,104		5,903,054	5,631,859	5,492,125	1,712,536	32,403	33,091	52,602	1,166,276	265,501
5.1 Commercial multiple peril (non-liability portion).....	48,564	34,940		25,446		2,349	22,115		(194)	630	9,598	959
5.2 Commercial multiple peril (liability portion).....	58,894	41,399		33,162	12,401	140,789	149,654	47,050	47,897	4,289	12,272	1,176
6. Mortgage guaranty.....												
8. Ocean marine.....												
9. Inland marine.....	260,548	263,764		131,688	87,437	82,531	9,877		(147)	312	28,326	6,464
10. Financial guaranty.....												
11. Medical professional liability.....												
12. Earthquake.....	132,740	134,715		71,968		(1,400)	5,919		(63)	177	17,053	3,251
13. Group accident and health (b).....												
14. Credit A&H (group and individual).....												
15.1 Collectively renewable A&H (b).....												
15.2 Non-cancelable A&H (b).....												
15.3 Guaranteed renewable A&H (b).....												
15.4 Non-renewable for stated reasons only (b).....												
15.5 Other accident only.....												
15.6 Medicare Title XVIII exempt from state taxes or fees.....												
15.7 All other A&H (b).....												
15.8 Federal employees health benefits plan premium.....												
16. Workers' compensation.....												
17.1 Other liability-occurrence.....	481,443	488,196		242,200	695,000	551,215	429,449		(419)	3,335	50,336	10,029
17.2 Other liability-claims-made.....												
17.3 Excess workers' compensation.....												
18. Products liability.....												
19.1 Private passenger auto no-fault (personal injury protection).....												
19.2 Other private passenger auto liability.....	5,964,917	5,840,824		2,763,259	4,820,978	2,892,844	3,145,867	153,818	14,705	284,779	631,224	145,722
19.3 Commercial auto no-fault (personal injury protection).....												
19.4 Other commercial auto liability.....	158,645	130,856		77,126	32,296	33,628	30,277		1,013	2,389	35,981	3,349
21.1 Private passenger auto physical damage.....	4,815,385	4,672,572		2,219,488	2,287,178	2,331,103	(96,475)	7,645	5,716	5,738	515,915	117,694
21.2 Commercial auto physical damage.....	68,823	57,718		34,768	29,362	68,205	47,663		42	85	15,638	1,445
22. Aircraft (all perils).....												
23. Fidelity.....												
24. Surety.....												
26. Burglary and theft.....												
27. Boiler and machinery.....												
28. Credit.....												
30. Warranty.....												
34. Aggregate write-ins for other lines of business.....	0	0	0	0	0	0	0	0	0	0	0	0
35. TOTALS (a).....	23,152,117	23,171,789	0	11,552,782	13,855,168	11,852,046	5,456,882	240,916	101,641	354,336	2,500,552	557,753

**DETAILS OF WRITE-INS**

3401. MISCELLANEOUS.....												
3402.....												
3403.....												
3498. Summary of remaining write-ins for Line 34 from overflow page.....	0	0	0	0	0	0	0	0	0	0	0	0
3499. TOTALS (Lines 3401 through 3403 plus 3498) (Line 34 above).....	0	0	0	0	0	0	0	0	0	0	0	0

(a) Finance and service charges not included in Lines 1 to 35 \$....71,258.

(b) For health business on indicated lines report: Number of persons insured under PPO managed care products.....0 and number of persons insured under indemnity only products.....0.

NI'91

**EXHIBIT OF PREMIUMS AND LOSSES (Statutory Page 14)**



NAIC Group Code.....241 NAIC Company Code...26298

BUSINESS IN THE STATE OF KANSAS DURING THE YEAR

19.KS

Line of Business	Gross Premiums, Including Policy and Membership Fees, Less Return Premiums and Premiums on Policies not Taken		3 Dividends Paid or Credited to Policyholders on Direct Business	4 Direct Unearned Premium Reserves	5 Direct Losses Paid (deducting salvage)	6 Direct Losses Incurred	7 Direct Losses Unpaid	8 Direct Defense and Cost Containment Expense Paid	9 Direct Defense and Cost Containment Expense Incurred	10 Direct Defense and Cost Containment Expense Unpaid	11 Commissions and Brokerage Expenses	12 Taxes, Licenses and Fees
	1 Direct Premiums Written	2 Direct Premiums Earned										
1. Fire.....											26,906	
2.1 Allied lines.....	93,348	90,843		48,209	41,029	41,895	4,750	2,889	2,832	343		2,892
2.2 Multiple peril crop.....												
2.3 Federal flood.....	41,710	38,319		21,374							6,917	834
2.4 Private crop.....												
2.5 Private flood.....												
3. Farmowners multiple peril.....												
4. Homeowners multiple peril.....	14,081,335	12,907,813		7,339,065	5,370,219	5,385,875	887,444		(346)	23,458	1,559,788	436,232
5.1 Commercial multiple peril (non-liability portion).....	330	330				109	109		5	5	70	6
5.2 Commercial multiple peril (liability portion).....	495	495				178	178		44	44	105	10
6. Mortgage guaranty.....												
8. Ocean marine.....												
9. Inland marine.....	160,042	152,907		81,700	83,565	74,213	6,995		(168)	209	19,150	4,941
10. Financial guaranty.....												
11. Medical professional liability.....												
12. Earthquake.....	72,119	64,162		37,345		1,170	2,873		31	86	10,315	2,280
13. Group accident and health (b).....												
14. Credit A&H (group and individual).....												
15.1 Collectively renewable A&H (b).....												
15.2 Non-cancelable A&H (b).....												
15.3 Guaranteed renewable A&H (b).....												
15.4 Non-renewable for stated reasons only (b).....												
15.5 Other accident only.....												
15.6 Medicare Title XVIII exempt from state taxes or fees.....												
15.7 All other A&H (b).....	300,571	321,104			87,480	93,001	34,302					6,011
15.8 Federal employees health benefits plan premium.....												
16. Workers' compensation.....												
17.1 Other liability-occurrence.....	243,524	226,949		121,765		9,215	135,513		225	1,052	32,655	6,269
17.2 Other liability-claims-made.....												
17.3 Excess workers' compensation.....												
18. Products liability.....												
19.1 Private passenger auto no-fault (personal injury protection).....	214,206	209,027		100,097	83,502	74,896	22,937	40	(2,002)	4,369	23,275	5,438
19.2 Other private passenger auto liability.....	1,741,253	1,659,632		794,837	929,688	790,522	737,778	11,764	8,781	65,508	192,802	44,142
19.3 Commercial auto no-fault (personal injury protection).....												
19.4 Other commercial auto liability.....												
21.1 Private passenger auto physical damage.....	2,010,286	1,880,374		904,906	1,116,751	1,093,602	60,438	1,134	951	(884)	232,582	51,282
21.2 Commercial auto physical damage.....												
22. Aircraft (all perils).....												
23. Fidelity.....												
24. Surety.....												
26. Burglary and theft.....												
27. Boiler and machinery.....												
28. Credit.....												
30. Warranty.....												
34. Aggregate write-ins for other lines of business.....	0	0	0	0	0	0	0	0	0	0	0	0
35. TOTALS (a).....	18,959,219	17,551,955	0	9,449,298	7,712,234	7,564,676	1,893,317	15,827	10,353	94,190	2,104,565	560,337

**DETAILS OF WRITE-INS**

3401. MISCELLANEOUS.....												
3402. ....												
3403. ....												
3498. Summary of remaining write-ins for Line 34 from overflow page.....	0	0	0	0	0	0	0	0	0	0	0	0
3499. TOTALS (Lines 3401 through 3403 plus 3498) (Line 34 above).....	0	0	0	0	0	0	0	0	0	0	0	0

(a) Finance and service charges not included in Lines 1 to 35 \$.....0.

(b) For health business on indicated lines report: Number of persons insured under PPO managed care products.....0 and number of persons insured under indemnity only products.....0.

**EXHIBIT OF PREMIUMS AND LOSSES (Statutory Page 14)**



NAIC Group Code.....241 NAIC Company Code....26298

BUSINESS IN THE STATE OF KENTUCKY DURING THE YEAR

19.KY

Line of Business	Gross Premiums, Including Policy and Membership Fees, Less Return Premiums and Premiums on Policies not Taken		3 Dividends Paid or Credited to Policyholders on Direct Business	4 Direct Unearned Premium Reserves	5 Direct Losses Paid (deducting salvage)	6 Direct Losses Incurred	7 Direct Losses Unpaid	8 Direct Defense and Cost Containment Expense Paid	9 Direct Defense and Cost Containment Expense Incurred	10 Direct Defense and Cost Containment Expense Unpaid	11 Commissions and Brokerage Expenses	12 Taxes, Licenses and Fees
	1 Direct Premiums Written	2 Direct Premiums Earned										
1. Fire.....												
2.1 Allied lines.....												
2.2 Multiple peril crop.....												
2.3 Federal flood.....	180,207	177,903		105,250	290,801	290,801					29,887	
2.4 Private crop.....												
2.5 Private flood.....												
3. Farmowners multiple peril.....												
4. Homeowners multiple peril.....	15,946,041	14,668,432		8,289,592	7,280,680	7,108,371	2,427,322	56,406	51,819	58,915	2,342,279	356,486
5.1 Commercial multiple peril (non-liability portion).....												
5.2 Commercial multiple peril (liability portion).....												
6. Mortgage guaranty.....												
8. Ocean marine.....												
9. Inland marine.....	526,434	484,854		267,937	153,400	209,604	76,127		1,103	1,684	81,705	11,745
10. Financial guaranty.....												
11. Medical professional liability.....												
12. Earthquake.....	624,254	556,456		321,477		14,567	32,654		387	981	100,548	13,982
13. Group accident and health (b).....												
14. Credit A&H (group and individual).....												
15.1 Collectively renewable A&H (b).....												
15.2 Non-cancelable A&H (b).....												
15.3 Guaranteed renewable A&H (b).....												
15.4 Non-renewable for stated reasons only (b).....												
15.5 Other accident only.....												
15.6 Medicare Title XVIII exempt from state taxes or fees.....												
15.7 All other A&H (b).....												
15.8 Federal employees health benefits plan premium.....												
16. Workers' compensation.....												
17.1 Other liability-occurrence.....	1,191,029	1,070,033		607,256	411,366	174,670	866,622	6,604	6,108	6,730	182,924	28,467
17.2 Other liability-claims-made.....												
17.3 Excess workers' compensation.....												
18. Products liability.....												
19.1 Private passenger auto no-fault (personal injury protection).....	1,263,319	1,153,987		616,414	543,258	638,901	125,310	370	18,210	23,868	173,156	26,153
19.2 Other private passenger auto liability.....	9,420,941	8,174,041		4,738,288	6,056,581	6,978,273	8,502,146	331,438	491,261	797,235	1,308,776	195,119
19.3 Commercial auto no-fault (personal injury protection).....												
19.4 Other commercial auto liability.....												
21.1 Private passenger auto physical damage.....	8,469,423	7,554,952		4,187,513	3,785,808	3,827,184	35,364	8,751	8,921	4,082	1,221,433	176,794
21.2 Commercial auto physical damage.....												
22. Aircraft (all perils).....												
23. Fidelity.....												
24. Surety.....												
26. Burglary and theft.....												
27. Boiler and machinery.....												
28. Credit.....												
30. Warranty.....												
34. Aggregate write-ins for other lines of business.....	0	0	0	0	0	0	0	0	0	0	0	0
35. TOTALS (a).....	37,621,648	33,840,658	0	19,133,727	18,521,894	19,242,371	12,065,545	403,569	577,809	893,495	5,440,708	808,746

**DETAILS OF WRITE-INS**

3401. MISCELLANEOUS.....												
3402. ....												
3403. ....												
3498. Summary of remaining write-ins for Line 34 from overflow page.....	0	0	0	0	0	0	0	0	0	0	0	0
3499. TOTALS (Lines 3401 through 3403 plus 3498) (Line 34 above).....	0	0	0	0	0	0	0	0	0	0	0	0

(a) Finance and service charges not included in Lines 1 to 35 \$.....0.

(b) For health business on indicated lines report: Number of persons insured under PPO managed care products.....0 and number of persons insured under indemnity only products.....0.

**EXHIBIT OF PREMIUMS AND LOSSES (Statutory Page 14)**



NAIC Group Code.....241 NAIC Company Code....26298

BUSINESS IN THE STATE OF LOUISIANA DURING THE YEAR

19.LA

Line of Business	Gross Premiums, Including Policy and Membership Fees, Less Return Premiums and Premiums on Policies not Taken		Dividends Paid or Credited to Policyholders on Direct Business	Direct Unearned Premium Reserves	Direct Losses Paid (deducting salvage)	Direct Losses Incurred	Direct Losses Unpaid	Direct Defense and Cost Containment Expense Paid	Direct Defense and Cost Containment Expense Incurred	Direct Defense and Cost Containment Expense Unpaid	Commissions and Brokerage Expenses	Taxes, Licenses and Fees
	Direct Premiums Written	Direct Premiums Earned										
1. Fire.....												
2.1 Allied lines.....												
2.2 Multiple peril crop.....												
2.3 Federal flood.....	407,332	418,384		268,277	16,438	46,438	60,000				67,555	12,220
2.4 Private crop.....												
2.5 Private flood.....												
3. Farmowners multiple peril.....												
4. Homeowners multiple peril.....	15,797,189	15,194,356	87	8,188,944	6,907,172	7,129,342	1,711,114	38,046	38,899	53,749	1,514,319	858,043
5.1 Commercial multiple peril (non-liability portion).....												
5.2 Commercial multiple peril (liability portion).....												
6. Mortgage guaranty.....												
8. Ocean marine.....												
9. Inland marine.....	298,031	291,129		146,175	119,981	126,769	16,028		120	409	34,039	16,510
10. Financial guaranty.....												
11. Medical professional liability.....												
12. Earthquake.....	6,568	6,431		3,173		38	253			7	823	363
13. Group accident and health (b).....												
14. Credit A&H (group and individual).....												
15.1 Collectively renewable A&H (b).....												
15.2 Non-cancelable A&H (b).....												
15.3 Guaranteed renewable A&H (b).....												
15.4 Non-renewable for stated reasons only (b).....												
15.5 Other accident only.....												
15.6 Medicare Title XVIII exempt from state taxes or fees.....												
15.7 All other A&H (b).....												
15.8 Federal employees health benefits plan premium.....												
16. Workers' compensation.....												
17.1 Other liability-occurrence.....	871,920	786,448		445,724	364,001	1,348,056	1,954,409	6,833	15,655	15,178	120,816	35,725
17.2 Other liability-claims-made.....												
17.3 Excess workers' compensation.....												
18. Products liability.....												
19.1 Private passenger auto no-fault (personal injury protection).....												
19.2 Other private passenger auto liability.....	14,822,933	13,778,324		6,686,493	10,924,481	14,679,415	13,676,060	953,321	1,408,656	1,275,386	1,764,476	599,847
19.3 Commercial auto no-fault (personal injury protection).....												
19.4 Other commercial auto liability.....												
21.1 Private passenger auto physical damage.....	12,501,918	11,301,099		5,718,956	5,886,876	5,730,443	(109,211)	17,237	24,291	8,953	1,506,318	506,802
21.2 Commercial auto physical damage.....												
22. Aircraft (all perils).....												
23. Fidelity.....												
24. Surety.....												
26. Burglary and theft.....												
27. Boiler and machinery.....												
28. Credit.....												
30. Warranty.....												
34. Aggregate write-ins for other lines of business.....	0	0	0	0	0	0	0	0	0	0	0	0
35. TOTALS (a).....	44,705,891	41,776,171	87	21,457,742	24,218,949	29,060,501	17,308,653	1,015,437	1,487,621	1,353,682	5,008,346	2,029,510

**DETAILS OF WRITE-INS**

3401. MISCELLANEOUS.....												
3402. ....												
3403. ....												
3498. Summary of remaining write-ins for Line 34 from overflow page.....	0	0	0	0	0	0	0	0	0	0	0	0
3499. TOTALS (Lines 3401 through 3403 plus 3498) (Line 34 above).....	0	0	0	0	0	0	0	0	0	0	0	0

(a) Finance and service charges not included in Lines 1 to 35 \$.....80,805.

(b) For health business on indicated lines report: Number of persons insured under PPO managed care products.....0 and number of persons insured under indemnity only products.....0.

**EXHIBIT OF PREMIUMS AND LOSSES (Statutory Page 14)**



NAIC Group Code.....241 NAIC Company Code....26298

BUSINESS IN THE STATE OF MASSACHUSETTS DURING THE YEAR

Line of Business	Gross Premiums, Including Policy and Membership Fees, Less Return Premiums and Premiums on Policies not Taken		3 Dividends Paid or Credited to Policyholders on Direct Business	4 Direct Unearned Premium Reserves	5 Direct Losses Paid (deducting salvage)	6 Direct Losses Incurred	7 Direct Losses Unpaid	8 Direct Defense and Cost Containment Expense Paid	9 Direct Defense and Cost Containment Expense Incurred	10 Direct Defense and Cost Containment Expense Unpaid	11 Commissions and Brokerage Expenses	12 Taxes, Licenses and Fees
	1 Direct Premiums Written	2 Direct Premiums Earned										
1. Fire.....	4,950,828	5,010,475		2,479,246	2,626,468	2,686,778	1,306,199	375,835	397,702	193,883	1,106,723	128,541
2.1 Allied lines.....												
2.2 Multiple peril crop.....												
2.3 Federal flood.....	560,344	554,607		333,542	109,972	108,648		1,790	1,790		92,932	12,776
2.4 Private crop.....												
2.5 Private flood.....												
3. Farmowners multiple peril.....												
4. Homeowners multiple peril.....	53,552,499	53,862,481	48,103	28,394,701	21,739,604	21,071,472	7,404,231	396,956	326,147	193,640	2,443,908	1,403,503
5.1 Commercial multiple peril (non-liability portion).....												
5.2 Commercial multiple peril (liability portion).....												
6. Mortgage guaranty.....												
8. Ocean marine.....												
9. Inland marine.....	1,773,657	1,790,180	235	924,178	685,145	448,800	83,480	3,614	(11,734)	2,193	80,100	51,129
10. Financial guaranty.....												
11. Medical professional liability.....												
12. Earthquake.....	157,640	159,703		82,855		(2,830)	5,874		(110)	176	7,068	4,498
13. Group accident and health (b).....												
14. Credit A&H (group and individual).....												
15.1 Collectively renewable A&H (b).....												
15.2 Non-cancelable A&H (b).....												
15.3 Guaranteed renewable A&H (b).....												
15.4 Non-renewable for stated reasons only (b).....												
15.5 Other accident only.....												
15.6 Medicare Title XVIII exempt from state taxes or fees.....												
15.7 All other A&H (b).....	3,550,375	3,803,964			1,156,463	1,287,428	384,933					80,949
15.8 Federal employees health benefits plan premium.....												
16. Workers' compensation.....												
17.1 Other liability-occurrence.....	3,246,140	3,259,993	5,717	1,559,800	1,174,133	(61,660)	2,574,233	5,952	990	19,992	147,674	79,335
17.2 Other liability-claims-made.....												
17.3 Excess workers' compensation.....												
18. Products liability.....												
19.1 Private passenger auto no-fault (personal injury protection).....	9,106,419	9,412,797	2,534	4,549,868	3,442,173	1,804,253	(4,057,817)	2,416,643	2,135,516	(772,893)	495,411	240,927
19.2 Other private passenger auto liability.....	96,726,159	100,607,551	27,472	48,140,493	62,347,815	55,191,208	56,205,272	1,077,695	961,600	4,668,667	5,199,939	2,556,656
19.3 Commercial auto no-fault (personal injury protection).....												
19.4 Other commercial auto liability.....												
21.1 Private passenger auto physical damage.....	96,428,768	98,930,980	26,800	47,631,824	48,971,952	46,582,632	(5,169,679)	426,755	520,888	245,623	5,079,239	2,545,780
21.2 Commercial auto physical damage.....												
22. Aircraft (all perils).....												
23. Fidelity.....												
24. Surety.....												
26. Burglary and theft.....												
27. Boiler and machinery.....												
28. Credit.....												
30. Warranty.....												
34. Aggregate write-ins for other lines of business.....	0	0	0	0	0	0	0	0	0	0	0	0
35. TOTALS (a).....	270,052,829	277,392,731	110,861	134,096,507	142,253,725	129,116,729	58,736,726	4,705,240	4,332,789	4,551,281	14,652,994	7,104,094

19.MA

**DETAILS OF WRITE-INS**

3401. MISCELLANEOUS.....												
3402. ....												
3403. ....												
3498. Summary of remaining write-ins for Line 34 from overflow page.....	0	0	0	0	0	0	0	0	0	0	0	0
3499. TOTALS (Lines 3401 through 3403 plus 3498) (Line 34 above).....	0	0	0	0	0	0	0	0	0	0	0	0

(a) Finance and service charges not included in Lines 1 to 35 \$.....564,234.

(b) For health business on indicated lines report: Number of persons insured under PPO managed care products.....0 and number of persons insured under indemnity only products.....0.

**EXHIBIT OF PREMIUMS AND LOSSES (Statutory Page 14)**



NAIC Group Code.....241 NAIC Company Code....26298

BUSINESS IN THE STATE OF MARYLAND DURING THE YEAR

Line of Business	Gross Premiums, Including Policy and Membership Fees, Less Return Premiums and Premiums on Policies not Taken		3 Dividends Paid or Credited to Policyholders on Direct Business	4 Direct Unearned Premium Reserves	5 Direct Losses Paid (deducting salvage)	6 Direct Losses Incurred	7 Direct Losses Unpaid	8 Direct Defense and Cost Containment Expense Paid	9 Direct Defense and Cost Containment Expense Incurred	10 Direct Defense and Cost Containment Expense Unpaid	11 Commissions and Brokerage Expenses	12 Taxes, Licenses and Fees
	1 Direct Premiums Written	2 Direct Premiums Earned										
1. Fire.....												
2.1 Allied lines.....												
2.2 Multiple peril crop.....												
2.3 Federal flood.....	83,778	93,018		49,538							13,894	1,676
2.4 Private crop.....												
2.5 Private flood.....												
3. Farmowners multiple peril.....												
4. Homeowners multiple peril.....	6,020,039	6,153,767	9	3,128,630	4,756,202	4,969,886	1,083,695	33,691	37,645	29,367	342,493	137,572
5.1 Commercial multiple peril (non-liability portion).....	26,847	28,696		13,482		2,577	19,696		(207)	506	4,889	557
5.2 Commercial multiple peril (liability portion).....	32,580	34,737		13,776	12,231	2,142	15,758		(22)	3,940	7,950	646
6. Mortgage guaranty.....												
8. Ocean marine.....												
9. Inland marine.....	97,292	103,984		45,755	3,865	4,364	7,976		20	237	5,439	2,473
10. Financial guaranty.....												
11. Medical professional liability.....												
12. Earthquake.....	4,876	4,322		2,529		126	345		3	10	276	111
13. Group accident and health (b).....												
14. Credit A&H (group and individual).....												
15.1 Collectively renewable A&H (b).....												
15.2 Non-cancelable A&H (b).....												
15.3 Guaranteed renewable A&H (b).....												
15.4 Non-renewable for stated reasons only (b).....												
15.5 Other accident only.....												
15.6 Medicare Title XVIII exempt from state taxes or fees.....												
15.7 All other A&H (b).....												
15.8 Federal employees health benefits plan premium.....												
16. Workers' compensation.....												
17.1 Other liability-occurrence.....	209,272	215,049	66	104,272		3,625	170,658	3,393	3,624	1,325	11,086	4,097
17.2 Other liability-claims-made.....												
17.3 Excess workers' compensation.....												
18. Products liability.....												
19.1 Private passenger auto no-fault (personal injury protection).....	7,864	8,300		1,758	2,271	2,010	357		(58)	68	52	170
19.2 Other private passenger auto liability.....	65,522	68,475		13,883	47,737	45,140	22,397	1,856	1,433	1,665	1,483	1,413
19.3 Commercial auto no-fault (personal injury protection).....												
19.4 Other commercial auto liability.....												
21.1 Private passenger auto physical damage.....	56,370	59,801		11,915	25,941	28,977	(32)	40	24	82	342	1,207
21.2 Commercial auto physical damage.....												
22. Aircraft (all perils).....												
23. Fidelity.....												
24. Surety.....												
26. Burglary and theft.....												
27. Boiler and machinery.....												
28. Credit.....												
30. Warranty.....												
34. Aggregate write-ins for other lines of business.....	0	0	0	0	0	0	0	0	0	0	0	0
35. TOTALS (a).....	6,604,440	6,770,149	75	3,385,538	4,848,247	5,058,847	1,320,850	38,980	42,462	37,200	387,904	149,922

19.MD

**DETAILS OF WRITE-INS**

3401. MISCELLANEOUS.....												
3402. ....												
3403. ....												
3498. Summary of remaining write-ins for Line 34 from overflow page.....	0	0	0	0	0	0	0	0	0	0	0	0
3499. TOTALS (Lines 3401 through 3403 plus 3498) (Line 34 above).....	0	0	0	0	0	0	0	0	0	0	0	0

(a) Finance and service charges not included in Lines 1 to 35 \$....6,572.

(b) For health business on indicated lines report: Number of persons insured under PPO managed care products.....0 and number of persons insured under indemnity only products.....0.

**EXHIBIT OF PREMIUMS AND LOSSES (Statutory Page 14)**



NAIC Group Code.....241 NAIC Company Code....26298

BUSINESS IN THE STATE OF MAINE DURING THE YEAR

Line of Business	Gross Premiums, Including Policy and Membership Fees, Less Return Premiums and Premiums on Policies not Taken		3 Dividends Paid or Credited to Policyholders on Direct Business	4 Direct Unearned Premium Reserves	5 Direct Losses Paid (deducting salvage)	6 Direct Losses Incurred	7 Direct Losses Unpaid	8 Direct Defense and Cost Containment Expense Paid	9 Direct Defense and Cost Containment Expense Incurred	10 Direct Defense and Cost Containment Expense Unpaid	11 Commissions and Brokerage Expenses	12 Taxes, Licenses and Fees
	1 Direct Premiums Written	2 Direct Premiums Earned										
1. Fire.....												
2.1 Allied lines.....												
2.2 Multiple peril crop.....												
2.3 Federal flood.....	108,311	121,873		64,259							17,963	2,166
2.4 Private crop.....												
2.5 Private flood.....												
3. Farmowners multiple peril.....												
4. Homeowners multiple peril.....	15,706,768	14,700,463	1,568	8,410,138	6,688,398	5,550,977	2,331,571	31,603	(73)	66,786	1,389,623	488,220
5.1 Commercial multiple peril (non-liability portion).....												
5.2 Commercial multiple peril (liability portion).....												
6. Mortgage guaranty.....												
8. Ocean marine.....												
9. Inland marine.....	328,402	317,842	7	160,338	100,096	101,648	33,288		(261)	738	23,851	8,370
10. Financial guaranty.....												
11. Medical professional liability.....												
12. Earthquake.....	17,597	17,748		9,567		(1,000)	739		(35)	22	1,878	564
13. Group accident and health (b).....												
14. Credit A&H (group and individual).....												
15.1 Collectively renewable A&H (b).....												
15.2 Non-cancelable A&H (b).....												
15.3 Guaranteed renewable A&H (b).....												
15.4 Non-renewable for stated reasons only (b).....												
15.5 Other accident only.....												
15.6 Medicare Title XVIII exempt from state taxes or fees.....												
15.7 All other A&H (b).....												
15.8 Federal employees health benefits plan premium.....												
16. Workers' compensation.....												
17.1 Other liability-occurrence.....	450,882	421,193	181	232,214		111,516	389,369		1,204	3,024	43,704	6,413
17.2 Other liability-claims-made.....												
17.3 Excess workers' compensation.....												
18. Products liability.....												
19.1 Private passenger auto no-fault (personal injury protection).....												
19.2 Other private passenger auto liability.....	7,974,492	7,587,983		3,989,305	4,155,762	4,390,889	5,473,197	107,711	167,460	488,748	761,150	191,416
19.3 Commercial auto no-fault (personal injury protection).....												
19.4 Other commercial auto liability.....												
21.1 Private passenger auto physical damage.....	8,668,849	8,099,507		4,334,938	3,969,854	3,806,748	73,206	7,552	12,293	4,160	827,727	208,223
21.2 Commercial auto physical damage.....												
22. Aircraft (all perils).....												
23. Fidelity.....												
24. Surety.....												
26. Burglary and theft.....												
27. Boiler and machinery.....												
28. Credit.....												
30. Warranty.....												
34. Aggregate write-ins for other lines of business.....	0	0	0	0	0	0	0	0	0	0	0	0
35. TOTALS (a).....	33,255,301	31,266,609	1,756	17,200,759	14,914,110	13,960,778	8,301,370	146,866	180,588	563,478	3,065,896	905,372

19.ME

**DETAILS OF WRITE-INS**

3401. MISCELLANEOUS.....												
3402. ....												
3403. ....												
3498. Summary of remaining write-ins for Line 34 from overflow page.....	0	0	0	0	0	0	0	0	0	0	0	0
3499. TOTALS (Lines 3401 through 3403 plus 3498) (Line 34 above).....	0	0	0	0	0	0	0	0	0	0	0	0

(a) Finance and service charges not included in Lines 1 to 35 \$....108,463.

(b) For health business on indicated lines report: Number of persons insured under PPO managed care products.....0 and number of persons insured under indemnity only products.....0.



**EXHIBIT OF PREMIUMS AND LOSSES (Statutory Page 14)**



NAIC Group Code.....241 NAIC Company Code....26298

BUSINESS IN THE STATE OF MICHIGAN DURING THE YEAR

Line of Business	Gross Premiums, Including Policy and Membership Fees, Less Return Premiums and Premiums on Policies not Taken		3 Dividends Paid or Credited to Policyholders on Direct Business	4 Direct Unearned Premium Reserves	5 Direct Losses Paid (deducting salvage)	6 Direct Losses Incurred	7 Direct Losses Unpaid	8 Direct Defense and Cost Containment Expense Paid	9 Direct Defense and Cost Containment Expense Incurred	10 Direct Defense and Cost Containment Expense Unpaid	11 Commissions and Brokerage Expenses	12 Taxes, Licenses and Fees
	1 Direct Premiums Written	2 Direct Premiums Earned										
1. Fire.....												
2.1 Allied lines.....												
2.2 Multiple peril crop.....												
2.3 Federal flood.....	28,718	26,281		12,746							4,763	574
2.4 Private crop.....												
2.5 Private flood.....												
3. Farmowners multiple peril.....												
4. Homeowners multiple peril.....	2,291,496	2,231,866	32	1,212,016	1,584,987	1,447,468	447,056	20,590	16,464	8,980	69,638	81,377
5.1 Commercial multiple peril (non-liability portion).....	164,014	159,288		77,804	29,441	37,642	60,664	63	1,447	2,528	34,777	3,264
5.2 Commercial multiple peril (liability portion).....	67,353	67,964		29,487	5,197	23,742	39,374		2,159	6,116	15,136	1,364
6. Mortgage guaranty.....												
8. Ocean marine.....												
9. Inland marine.....	97,834	94,921		46,159	5,432	5,441	3,566		(11)	97	19,268	2,325
10. Financial guaranty.....												
11. Medical professional liability.....												
12. Earthquake.....	737	658		270		(3)	26			1	41	28
13. Group accident and health (b).....												
14. Credit A&H (group and individual).....												
15.1 Collectively renewable A&H (b).....												
15.2 Non-cancelable A&H (b).....												
15.3 Guaranteed renewable A&H (b).....												
15.4 Non-renewable for stated reasons only (b).....												
15.5 Other accident only.....												
15.6 Medicare Title XVIII exempt from state taxes or fees.....												
15.7 All other A&H (b).....												
15.8 Federal employees health benefits plan premium.....												
16. Workers' compensation.....												
17.1 Other liability-occurrence.....	523,925	509,443		265,888	890,000	(120,896)	338,486		(6,209)	2,629	53,624	9,315
17.2 Other liability-claims-made.....												
17.3 Excess workers' compensation.....												
18. Products liability.....												
19.1 Private passenger auto no-fault (personal injury protection).....	560,988	273,262		331,265	1,062,016	(2,266,657)	5,308,738	8,872	(735,226)	1,011,157	61,415	12,211
19.2 Other private passenger auto liability.....	107,479	54,886		63,649	3,375	2,741	4,448		(19)	419	11,795	2,316
19.3 Commercial auto no-fault (personal injury protection).....												
19.4 Other commercial auto liability.....												
21.1 Private passenger auto physical damage.....	363,656	196,701		208,202	67,534	87,743	26,399		(605)	(779)	37,159	7,894
21.2 Commercial auto physical damage.....												
22. Aircraft (all perils).....												
23. Fidelity.....												
24. Surety.....												
26. Burglary and theft.....												
27. Boiler and machinery.....												
28. Credit.....												
30. Warranty.....												
34. Aggregate write-ins for other lines of business.....	0	0	0	0	0	0	0	0	0	0	0	0
35. TOTALS (a).....	4,206,200	3,615,270	32	2,247,486	3,647,982	(782,779)	6,228,757	29,525	(722,000)	1,031,148	307,616	120,668

**DETAILS OF WRITE-INS**

3401. MISCELLANEOUS.....												
3402. ....												
3403. ....												
3498. Summary of remaining write-ins for Line 34 from overflow page.....	0	0	0	0	0	0	0	0	0	0	0	0
3499. TOTALS (Lines 3401 through 3403 plus 3498) (Line 34 above).....	0	0	0	0	0	0	0	0	0	0	0	0

(a) Finance and service charges not included in Lines 1 to 35 \$.....11,213.

(b) For health business on indicated lines report: Number of persons insured under PPO managed care products.....0 and number of persons insured under indemnity only products.....0.

19 MI

**EXHIBIT OF PREMIUMS AND LOSSES (Statutory Page 14)**



NAIC Group Code.....241 NAIC Company Code....26298

BUSINESS IN THE STATE OF MINNESOTA DURING THE YEAR

Line of Business	Gross Premiums, Including Policy and Membership Fees, Less Return Premiums and Premiums on Policies not Taken		3 Dividends Paid or Credited to Policyholders on Direct Business	4 Direct Unearned Premium Reserves	5 Direct Losses Paid (deducting salvage)	6 Direct Losses Incurred	7 Direct Losses Unpaid	8 Direct Defense and Cost Containment Expense Paid	9 Direct Defense and Cost Containment Expense Incurred	10 Direct Defense and Cost Containment Expense Unpaid	11 Commissions and Brokerage Expenses	12 Taxes, Licenses and Fees
	1 Direct Premiums Written	2 Direct Premiums Earned										
1. Fire.....												
2.1 Allied lines.....												
2.2 Multiple peril crop.....												
2.3 Federal flood.....	49,789	52,787		27,707	2,000	2,000					8,257	996
2.4 Private crop.....												
2.5 Private flood.....												
3. Farmowners multiple peril.....												
4. Homeowners multiple peril.....	23,853,450	23,265,927	77	12,853,508	11,269,420	11,862,784	3,454,378	57,353	72,982	128,151	2,080,654	581,152
5.1 Commercial multiple peril (non-liability portion).....	241,496	210,615		110,924	15,284	31,676	54,869		475	2,078	63,158	5,209
5.2 Commercial multiple peril (liability portion).....	321,960	279,360		155,922	69,373	125,132	98,657	12,713	18,224	15,985	84,508	6,983
6. Mortgage guaranty.....												
8. Ocean marine.....												
9. Inland marine.....	661,194	641,208		330,681	226,631	190,948	51,235		(573)	1,521	57,934	14,106
10. Financial guaranty.....												
11. Medical professional liability.....												
12. Earthquake.....	1,394	1,399		602		33	101		1	3	136	34
13. Group accident and health (b).....												
14. Credit A&H (group and individual).....												
15.1 Collectively renewable A&H (b).....												
15.2 Non-cancelable A&H (b).....												
15.3 Guaranteed renewable A&H (b).....												
15.4 Non-renewable for stated reasons only (b).....												
15.5 Other accident only.....												
15.6 Medicare Title XVIII exempt from state taxes or fees.....												
15.7 All other A&H (b).....												
15.8 Federal employees health benefits plan premium.....												
16. Workers' compensation.....												
17.1 Other liability-occurrence.....	972,003	933,532		507,098		(26,620)	808,887		809	6,281	96,124	15,873
17.2 Other liability-claims-made.....												
17.3 Excess workers' compensation.....												
18. Products liability.....												
19.1 Private passenger auto no-fault (personal injury protection).....	1,703,283	1,597,101		852,763	900,965	872,192	573,873	39,926	26,765	109,306	203,494	41,797
19.2 Other private passenger auto liability.....	4,913,227	4,493,188		2,432,342	2,389,268	2,144,047	3,075,152	126,018	120,315	263,670	591,639	120,272
19.3 Commercial auto no-fault (personal injury protection).....	82,153	55,855		48,220	55,075	96,753	72,491		7,295	8,414	19,899	1,765
19.4 Other commercial auto liability.....	944,752	594,755		581,245	503,473	721,777	292,750		8,738	10,737	221,105	20,037
21.1 Private passenger auto physical damage.....	7,789,378	7,009,001		3,862,398	3,777,697	3,767,448	(20,261)	5,861	5,301	4,162	970,329	191,708
21.2 Commercial auto physical damage.....	594,422	386,401		362,368	477,189	854,971	389,748		561	600	133,545	12,472
22. Aircraft (all perils).....												
23. Fidelity.....												
24. Surety.....												
26. Burglary and theft.....												
27. Boiler and machinery.....												
28. Credit.....												
30. Warranty.....												
34. Aggregate write-ins for other lines of business.....	0	0	0	0	0	0	0	0	0	0	0	0
35. TOTALS (a).....	42,128,501	39,521,129	77	22,125,778	19,686,375	20,643,141	8,851,880	241,871	260,893	550,908	4,530,782	1,012,404

**DETAILS OF WRITE-INS**

3401. MISCELLANEOUS.....												
3402. ....												
3403. ....												
3498. Summary of remaining write-ins for Line 34 from overflow page.....	0	0	0	0	0	0	0	0	0	0	0	0
3499. TOTALS (Lines 3401 through 3403 plus 3498) (Line 34 above).....	0	0	0	0	0	0	0	0	0	0	0	0

(a) Finance and service charges not included in Lines 1 to 35 \$....98,834.

(b) For health business on indicated lines report: Number of persons insured under PPO managed care products.....0 and number of persons insured under indemnity only products.....0.

19.MN

**EXHIBIT OF PREMIUMS AND LOSSES (Statutory Page 14)**



NAIC Group Code.....241 NAIC Company Code....26298

BUSINESS IN THE STATE OF MISSOURI DURING THE YEAR

19.MO

Line of Business	Gross Premiums, Including Policy and Membership Fees, Less Return Premiums and Premiums on Policies not Taken		3 Dividends Paid or Credited to Policyholders on Direct Business	4 Direct Unearned Premium Reserves	5 Direct Losses Paid (deducting salvage)	6 Direct Losses Incurred	7 Direct Losses Unpaid	8 Direct Defense and Cost Containment Expense Paid	9 Direct Defense and Cost Containment Expense Incurred	10 Direct Defense and Cost Containment Expense Unpaid	11 Commissions and Brokerage Expenses	12 Taxes, Licenses and Fees
	1 Direct Premiums Written	2 Direct Premiums Earned										
1. Fire.....												
2.1 Allied lines.....												
2.2 Multiple peril crop.....												
2.3 Federal flood.....	23,648	20,521		13,340		17,000	17,000				3,922	473
2.4 Private crop.....												
2.5 Private flood.....												
3. Farmowners multiple peril.....												
4. Homeowners multiple peril.....	5,854,827	5,674,043		3,105,853	2,656,016	2,220,577	1,254,138	12,867	2,263	37,532	602,777	138,417
5.1 Commercial multiple peril (non-liability portion).....	148,669	134,773		75,282	20,704	63,066	112,026	1,601	2,773	1,991	36,607	2,927
5.2 Commercial multiple peril (liability portion).....	57,665	47,563		31,880	31,280	53,508	62,433		1,807	4,358	14,064	1,134
6. Mortgage guaranty.....												
8. Ocean marine.....												
9. Inland marine.....	114,512	112,271		57,342	13,387	11,737	5,603		(69)	165	11,641	2,678
10. Financial guaranty.....												
11. Medical professional liability.....												
12. Earthquake.....	142,659	138,496		77,447		(2,526)	7,190		(104)	215	13,949	3,410
13. Group accident and health (b).....												
14. Credit A&H (group and individual).....												
15.1 Collectively renewable A&H (b).....												
15.2 Non-cancelable A&H (b).....												
15.3 Guaranteed renewable A&H (b).....												
15.4 Non-renewable for stated reasons only (b).....												
15.5 Other accident only.....												
15.6 Medicare Title XVIII exempt from state taxes or fees.....												
15.7 All other A&H (b).....												
15.8 Federal employees health benefits plan premium.....												
16. Workers' compensation.....												
17.1 Other liability-occurrence.....	208,944	194,354		109,811		393,418	521,270	1,736	4,947	4,048	21,680	4,686
17.2 Other liability-claims-made.....												
17.3 Excess workers' compensation.....												
18. Products liability.....												
19.1 Private passenger auto no-fault (personal injury protection).....												
19.2 Other private passenger auto liability.....	2,310,434	2,100,260		1,089,991	1,214,017	1,046,423	1,444,542	44,002	41,174	126,904	254,474	55,335
19.3 Commercial auto no-fault (personal injury protection).....												
19.4 Other commercial auto liability.....												
21.1 Private passenger auto physical damage.....	2,232,210	1,950,781		1,068,528	851,971	803,282	5,482	5,893	7,132	1,349	256,550	53,720
21.2 Commercial auto physical damage.....												
22. Aircraft (all perils).....												
23. Fidelity.....												
24. Surety.....												
26. Burglary and theft.....												
27. Boiler and machinery.....												
28. Credit.....												
30. Warranty.....												
34. Aggregate write-ins for other lines of business.....	0	0	0	0	0	0	0	0	0	0	0	0
35. TOTALS (a).....	11,093,568	10,373,062	0	5,629,474	4,787,375	4,606,485	3,429,684	66,099	59,923	176,562	1,215,664	262,780

**DETAILS OF WRITE-INS**

3401. MISCELLANEOUS.....												
3402. ....												
3403. ....												
3498. Summary of remaining write-ins for Line 34 from overflow page.....	0	0	0	0	0	0	0	0	0	0	0	0
3499. TOTALS (Lines 3401 through 3403 plus 3498) (Line 34 above).....	0	0	0	0	0	0	0	0	0	0	0	0

(a) Finance and service charges not included in Lines 1 to 35 \$....125.

(b) For health business on indicated lines report: Number of persons insured under PPO managed care products.....0 and number of persons insured under indemnity only products.....0.

**EXHIBIT OF PREMIUMS AND LOSSES (Statutory Page 14)**



NAIC Group Code.....241 NAIC Company Code....26298

BUSINESS IN THE STATE OF MISSISSIPPI DURING THE YEAR

19.MS

Line of Business	Gross Premiums, Including Policy and Membership Fees, Less Return Premiums and Premiums on Policies not Taken		3 Dividends Paid or Credited to Policyholders on Direct Business	4 Direct Unearned Premium Reserves	5 Direct Losses Paid (deducting salvage)	6 Direct Losses Incurred	7 Direct Losses Unpaid	8 Direct Defense and Cost Containment Expense Paid	9 Direct Defense and Cost Containment Expense Incurred	10 Direct Defense and Cost Containment Expense Unpaid	11 Commissions and Brokerage Expenses	12 Taxes, Licenses and Fees
	1 Direct Premiums Written	2 Direct Premiums Earned										
1. Fire.....												
2.1 Allied lines.....					(992)	(1,004)	4,728		(5)	84		
2.2 Multiple peril crop.....												
2.3 Federal flood.....	867,629	853,415		472,621	248,064	18,964		5,985	5,985		143,894	26,029
2.4 Private crop.....												
2.5 Private flood.....												
3. Farmowners multiple peril.....												
4. Homeowners multiple peril.....	17,080,329	16,448,464		8,836,767	8,763,777	9,757,443	2,105,763	32,025	46,044	45,503	2,200,110	459,260
5.1 Commercial multiple peril (non-liability portion).....	74,376	68,923		33,362		474	24,245		20	1,010	17,140	1,490
5.2 Commercial multiple peril (liability portion).....	37,372	33,193		17,825	65,332	61,710	12,846		(905)	3,212	9,867	746
6. Mortgage guaranty.....												
8. Ocean marine.....												
9. Inland marine.....	523,853	522,863		269,968	148,454	162,769	39,776		162	900	74,869	16,106
10. Financial guaranty.....												
11. Medical professional liability.....												
12. Earthquake.....	242,051	243,756		124,363		(1,716)	8,056		(80)	241	34,852	6,607
13. Group accident and health (b).....												
14. Credit A&H (group and individual).....												
15.1 Collectively renewable A&H (b).....												
15.2 Non-cancelable A&H (b).....												
15.3 Guaranteed renewable A&H (b).....												
15.4 Non-renewable for stated reasons only (b).....												
15.5 Other accident only.....												
15.6 Medicare Title XVIII exempt from state taxes or fees.....												
15.7 All other A&H (b).....	249,917	270,314			56,509	43,193	6,589					7,498
15.8 Federal employees health benefits plan premium.....												
16. Workers' compensation.....												
17.1 Other liability-occurrence.....	656,179	642,329		328,600	205,000	37,365	457,136		(541)	3,551	96,102	5,820
17.2 Other liability-claims-made.....												
17.3 Excess workers' compensation.....												
18. Products liability.....												
19.1 Private passenger auto no-fault (personal injury protection).....												
19.2 Other private passenger auto liability.....	201,658	203,618		56,028	96,238	61,313	133,427	3,255	1,590	12,654	24,241	4,623
19.3 Commercial auto no-fault (personal injury protection).....												
19.4 Other commercial auto liability.....												
21.1 Private passenger auto physical damage.....	125,785	129,965		34,871	24,656	19,140	(37)	330	433	28	14,642	2,930
21.2 Commercial auto physical damage.....												
22. Aircraft (all perils).....												
23. Fidelity.....												
24. Surety.....												
26. Burglary and theft.....												
27. Boiler and machinery.....												
28. Credit.....												
30. Warranty.....												
34. Aggregate write-ins for other lines of business.....	0	0	0	0	0	0	0	0	0	0	0	0
35. TOTALS (a).....	20,059,149	19,416,840	0	10,174,405	9,607,038	10,159,651	2,792,529	41,595	52,703	67,183	2,615,717	531,109

**DETAILS OF WRITE-INS**

3401. MISCELLANEOUS.....												
3402. ....												
3403. ....												
3498. Summary of remaining write-ins for Line 34 from overflow page.....	0	0	0	0	0	0	0	0	0	0	0	0
3499. TOTALS (Lines 3401 through 3403 plus 3498) (Line 34 above).....	0	0	0	0	0	0	0	0	0	0	0	0

(a) Finance and service charges not included in Lines 1 to 35 \$.....28,654.

(b) For health business on indicated lines report: Number of persons insured under PPO managed care products.....0 and number of persons insured under indemnity only products.....0.

**EXHIBIT OF PREMIUMS AND LOSSES (Statutory Page 14)**



NAIC Group Code.....241 NAIC Company Code....26298

BUSINESS IN THE STATE OF MONTANA DURING THE YEAR

19.MT

Line of Business	Gross Premiums, Including Policy and Membership Fees, Less Return Premiums and Premiums on Policies not Taken		3 Dividends Paid or Credited to Policyholders on Direct Business	4 Direct Unearned Premium Reserves	5 Direct Losses Paid (deducting salvage)	6 Direct Losses Incurred	7 Direct Losses Unpaid	8 Direct Defense and Cost Containment Expense Paid	9 Direct Defense and Cost Containment Expense Incurred	10 Direct Defense and Cost Containment Expense Unpaid	11 Commissions and Brokerage Expenses	12 Taxes, Licenses and Fees
	1 Direct Premiums Written	2 Direct Premiums Earned										
1. Fire.....												
2.1 Allied lines.....												
2.2 Multiple peril crop.....												
2.3 Federal flood.....	10,256	9,385		6,927							1,701	277
2.4 Private crop.....												
2.5 Private flood.....												
3. Farmowners multiple peril.....												
4. Homeowners multiple peril.....	2,102,567	1,901,571		1,114,396	674,293	772,990	250,995	88,695	93,672	9,978	281,927	83,011
5.1 Commercial multiple peril (non-liability portion).....												
5.2 Commercial multiple peril (liability portion).....												
6. Mortgage guaranty.....												
8. Ocean marine.....												
9. Inland marine.....	47,096	43,479		22,133	13,000	15,596	5,707		47	150	5,801	1,508
10. Financial guaranty.....												
11. Medical professional liability.....												
12. Earthquake.....	6,093	6,603		2,644		154	574		3	17	770	248
13. Group accident and health (b).....												
14. Credit A&H (group and individual).....												
15.1 Collectively renewable A&H (b).....												
15.2 Non-cancelable A&H (b).....												
15.3 Guaranteed renewable A&H (b).....												
15.4 Non-renewable for stated reasons only (b).....												
15.5 Other accident only.....												
15.6 Medicare Title XVIII exempt from state taxes or fees.....												
15.7 All other A&H (b).....												1,003
15.8 Federal employees health benefits plan premium.....												
16. Workers' compensation.....												
17.1 Other liability-occurrence.....	115,961	111,323		41,077	3,960	7,497	43,268		77	324	10,964	1,689
17.2 Other liability-claims-made.....												
17.3 Excess workers' compensation.....												
18. Products liability.....												
19.1 Private passenger auto no-fault (personal injury protection).....												
19.2 Other private passenger auto liability.....	1,253,614	1,110,925		588,085	736,130	707,010	869,730	20,631	29,233	76,849	168,221	39,176
19.3 Commercial auto no-fault (personal injury protection).....												
19.4 Other commercial auto liability.....												
21.1 Private passenger auto physical damage.....	1,424,058	1,291,186		657,234	729,874	715,479	43,394	442	1,261	(380)	194,232	44,622
21.2 Commercial auto physical damage.....												
22. Aircraft (all perils).....												
23. Fidelity.....												
24. Surety.....												
26. Burglary and theft.....												
27. Boiler and machinery.....												
28. Credit.....												
30. Warranty.....												
34. Aggregate write-ins for other lines of business.....	0	0	0	0	0	0	0	0	0	0	0	0
35. TOTALS (a).....	4,959,645	4,474,472	0	2,432,496	2,157,257	2,218,726	1,213,668	109,768	124,293	86,938	663,616	171,534

**DETAILS OF WRITE-INS**

3401. MISCELLANEOUS.....												
3402.....												
3403.....												
3498. Summary of remaining write-ins for Line 34 from overflow page.....	0	0	0	0	0	0	0	0	0	0	0	0
3499. TOTALS (Lines 3401 through 3403 plus 3498) (Line 34 above).....	0	0	0	0	0	0	0	0	0	0	0	0

(a) Finance and service charges not included in Lines 1 to 35 \$....15,020.

(b) For health business on indicated lines report: Number of persons insured under PPO managed care products.....0 and number of persons insured under indemnity only products.....0.

**EXHIBIT OF PREMIUMS AND LOSSES (Statutory Page 14)**



NAIC Group Code.....241 NAIC Company Code....26298

BUSINESS IN THE STATE OF NORTH CAROLINA DURING THE YEAR

Line of Business	Gross Premiums, Including Policy and Membership Fees, Less Return Premiums and Premiums on Policies not Taken		3 Dividends Paid or Credited to Policyholders on Direct Business	4 Direct Unearned Premium Reserves	5 Direct Losses Paid (deducting salvage)	6 Direct Losses Incurred	7 Direct Losses Unpaid	8 Direct Defense and Cost Containment Expense Paid	9 Direct Defense and Cost Containment Expense Incurred	10 Direct Defense and Cost Containment Expense Unpaid	11 Commissions and Brokerage Expenses	12 Taxes, Licenses and Fees
	1 Direct Premiums Written	2 Direct Premiums Earned										
1. Fire.....						(20)	1		(1)			
2.1 Allied lines.....						(19)	1		(1)			
2.2 Multiple peril crop.....												
2.3 Federal flood.....	196,012	186,316		122,091	799,478	1,051,650	252,172				32,508	4,900
2.4 Private crop.....												
2.5 Private flood.....												
3. Farmowners multiple peril.....												
4. Homeowners multiple peril.....	40,980,078	40,963,195	1,089	21,442,848	29,888,640	32,494,560	9,579,690	29,444	90,051	268,025	3,029,101	1,313,114
5.1 Commercial multiple peril (non-liability portion).....	228,559	189,516		119,141	59,766	164,783	148,712	7,693	12,141	6,196	53,663	4,599
5.2 Commercial multiple peril (liability portion).....	163,815	144,549		78,176	55,472	77,009	72,339		9,977	17,053	38,841	3,300
6. Mortgage guaranty.....												
8. Ocean marine.....												
9. Inland marine.....	1,079,321	1,097,404		547,949	390,222	453,303	189,165		1,861	5,600	88,299	34,501
10. Financial guaranty.....												
11. Medical professional liability.....												
12. Earthquake.....	41,058	40,899		18,435		3,016	6,800		80	204	3,798	1,335
13. Group accident and health (b).....												
14. Credit A&H (group and individual).....												
15.1 Collectively renewable A&H (b).....												
15.2 Non-cancelable A&H (b).....												
15.3 Guaranteed renewable A&H (b).....												
15.4 Non-renewable for stated reasons only (b).....												
15.5 Other accident only.....												
15.6 Medicare Title XVIII exempt from state taxes or fees.....												
15.7 All other A&H (b).....												
15.8 Federal employees health benefits plan premium.....												
16. Workers' compensation.....												
17.1 Other liability-occurrence.....	1,648,787	1,647,221	66	839,770	850,119	948,373	1,971,534		3,042	15,311	166,958	46,669
17.2 Other liability-claims-made.....												
17.3 Excess workers' compensation.....												
18. Products liability.....												
19.1 Private passenger auto no-fault (personal injury protection).....												
19.2 Other private passenger auto liability.....	19,312,721	19,161,848	65	8,938,197	17,517,529	16,441,787	11,665,653	192,411	208,490	970,880	949,320	523,947
19.3 Commercial auto no-fault (personal injury protection).....												
19.4 Other commercial auto liability.....	204,470	45,609		206,310	19,934	43,642	57,442		49	1,035	55,860	4,198
21.1 Private passenger auto physical damage.....	23,495,289	23,077,347	81	10,890,222	12,257,305	12,617,892	996,608	48,530	48,560	8,115	1,010,735	635,787
21.2 Commercial auto physical damage.....	70,524	7,235		86,060	26,664	43,309	38,350		149	201	16,664	1,608
22. Aircraft (all perils).....												
23. Fidelity.....												
24. Surety.....												
26. Burglary and theft.....												
27. Boiler and machinery.....												
28. Credit.....												
30. Warranty.....												
34. Aggregate write-ins for other lines of business.....	0	0	0	0	0	0	0	0	0	0	0	0
35. TOTALS (a).....	87,420,634	86,561,139	1,301	43,289,199	61,865,129	64,339,285	24,978,467	278,078	374,398	1,292,620	5,445,747	2,573,958

19.NC

**DETAILS OF WRITE-INS**

3401. MISCELLANEOUS.....												
3402.....												
3403.....												
3498. Summary of remaining write-ins for Line 34 from overflow page.....	0	0	0	0	0	0	0	0	0	0	0	0
3499. TOTALS (Lines 3401 through 3403 plus 3498) (Line 34 above).....	0	0	0	0	0	0	0	0	0	0	0	0

(a) Finance and service charges not included in Lines 1 to 35 \$.....112,226.

(b) For health business on indicated lines report: Number of persons insured under PPO managed care products.....0 and number of persons insured under indemnity only products.....0.

**EXHIBIT OF PREMIUMS AND LOSSES (Statutory Page 14)**



NAIC Group Code.....241 NAIC Company Code....26298

BUSINESS IN THE STATE OF NORTH DAKOTA DURING THE YEAR

19.ND

Line of Business	Gross Premiums, Including Policy and Membership Fees, Less Return Premiums and Premiums on Policies not Taken		3 Dividends Paid or Credited to Policyholders on Direct Business	4 Direct Unearned Premium Reserves	5 Direct Losses Paid (deducting salvage)	6 Direct Losses Incurred	7 Direct Losses Unpaid	8 Direct Defense and Cost Containment Expense Paid	9 Direct Defense and Cost Containment Expense Incurred	10 Direct Defense and Cost Containment Expense Unpaid	11 Commissions and Brokerage Expenses	12 Taxes, Licenses and Fees
	1 Direct Premiums Written	2 Direct Premiums Earned										
1. Fire.....												
2.1 Allied lines.....												
2.2 Multiple peril crop.....												
2.3 Federal flood.....	69,160	72,668		35,245							11,470	
2.4 Private crop.....												
2.5 Private flood.....												
3. Farmowners multiple peril.....												
4. Homeowners multiple peril.....	9,941,615	9,757,098		5,259,608	4,112,592	4,098,831	567,016	5,533	3,018	15,264	1,271,450	227,306
5.1 Commercial multiple peril (non-liability portion).....	4,172	1,052		3,120							886	82
5.2 Commercial multiple peril (liability portion).....	1,654	417		1,237							351	33
6. Mortgage guaranty.....												
8. Ocean marine.....												
9. Inland marine.....	283,656	285,390		142,068	86,351	85,182	11,329		(86)	344	36,480	6,769
10. Financial guaranty.....												
11. Medical professional liability.....												
12. Earthquake.....	291	336		205		(6)	15		(1)		26	6
13. Group accident and health (b).....												
14. Credit A&H (group and individual).....												
15.1 Collectively renewable A&H (b).....												
15.2 Non-cancelable A&H (b).....												
15.3 Guaranteed renewable A&H (b).....												
15.4 Non-renewable for stated reasons only (b).....												
15.5 Other accident only.....												
15.6 Medicare Title XVIII exempt from state taxes or fees.....												
15.7 All other A&H (b).....	2,083	2,095				320	320					42
15.8 Federal employees health benefits plan premium.....												
16. Workers' compensation.....												
17.1 Other liability-occurrence.....	232,931	237,711		112,823		(3,030)	153,279		166	1,190	32,560	7,110
17.2 Other liability-claims-made.....												
17.3 Excess workers' compensation.....												
18. Products liability.....												
19.1 Private passenger auto no-fault (personal injury protection).....	524,138	543,256		211,063	203,621	238,843	209,202	60	4,551	39,846	71,976	12,590
19.2 Other private passenger auto liability.....	2,563,663	2,558,524		1,050,849	1,902,542	1,830,605	1,445,308	121,330	123,854	119,942	356,125	61,706
19.3 Commercial auto no-fault (personal injury protection).....												
19.4 Other commercial auto liability.....												
21.1 Private passenger auto physical damage.....	4,885,891	4,843,223		1,992,718	2,444,011	2,351,387	28,682	1,898	4,608	1,990	684,288	117,944
21.2 Commercial auto physical damage.....												
22. Aircraft (all perils).....												
23. Fidelity.....												
24. Surety.....												
26. Burglary and theft.....												
27. Boiler and machinery.....												
28. Credit.....												
30. Warranty.....												
34. Aggregate write-ins for other lines of business.....	0	0	0	0	0	0	0	0	0	0	0	0
35. TOTALS (a).....	18,509,254	18,301,770	0	8,808,936	8,749,117	8,602,132	2,415,151	128,821	136,110	178,576	2,465,612	433,588

**DETAILS OF WRITE-INS**

3401. MISCELLANEOUS.....												
3402. ....												
3403. ....												
3498. Summary of remaining write-ins for Line 34 from overflow page.....	0	0	0	0	0	0	0	0	0	0	0	0
3499. TOTALS (Lines 3401 through 3403 plus 3498) (Line 34 above).....	0	0	0	0	0	0	0	0	0	0	0	0

(a) Finance and service charges not included in Lines 1 to 35 \$....18,485

(b) For health business on indicated lines report: Number of persons insured under PPO managed care products.....0 and number of persons insured under indemnity only products.....0.

**EXHIBIT OF PREMIUMS AND LOSSES (Statutory Page 14)**



NAIC Group Code.....241 NAIC Company Code....26298

BUSINESS IN THE STATE OF NEBRASKA DURING THE YEAR

19.NE

Line of Business	Gross Premiums, Including Policy and Membership Fees, Less Return Premiums and Premiums on Policies not Taken		3 Dividends Paid or Credited to Policyholders on Direct Business	4 Direct Unearned Premium Reserves	5 Direct Losses Paid (deducting salvage)	6 Direct Losses Incurred	7 Direct Losses Unpaid	8 Direct Defense and Cost Containment Expense Paid	9 Direct Defense and Cost Containment Expense Incurred	10 Direct Defense and Cost Containment Expense Unpaid	11 Commissions and Brokerage Expenses	12 Taxes, Licenses and Fees
	1 Direct Premiums Written	2 Direct Premiums Earned										
1. Fire.....												
2.1 Allied lines.....												
2.2 Multiple peril crop.....												
2.3 Federal flood.....	46,113	46,371		25,813							7,648	922
2.4 Private crop.....												
2.5 Private flood.....												
3. Farmowners multiple peril.....												
4. Homeowners multiple peril.....	3,927,006	4,494,920		2,027,542	3,868,043	2,997,242	769,435	38,734	11,039	17,982	469,847	99,503
5.1 Commercial multiple peril (non-liability portion).....	29,598	22,349		15,933		(329)	8,269		(13)	345	7,952	596
5.2 Commercial multiple peril (liability portion).....	26,589	25,413		17,614	12,892	(1,149)	10,167		(260)	2,542	6,973	528
6. Mortgage guaranty.....												
8. Ocean marine.....												
9. Inland marine.....	83,748	93,356		38,410	45,748	31,954	5,719		(472)	183	11,065	2,255
10. Financial guaranty.....												
11. Medical professional liability.....												
12. Earthquake.....	4,125	4,817		2,532		(599)	305		(20)	9	587	107
13. Group accident and health (b).....												
14. Credit A&H (group and individual).....												
15.1 Collectively renewable A&H (b).....												
15.2 Non-cancelable A&H (b).....												
15.3 Guaranteed renewable A&H (b).....												
15.4 Non-renewable for stated reasons only (b).....												
15.5 Other accident only.....												
15.6 Medicare Title XVIII exempt from state taxes or fees.....												
15.7 All other A&H (b).....	53,871	56,869			24,463	27,076	7,047					1,077
15.8 Federal employees health benefits plan premium.....												
16. Workers' compensation.....												
17.1 Other liability-occurrence.....	184,699	199,063	8	93,937		(39,402)	154,940		(70)	1,203	22,701	11,688
17.2 Other liability-claims-made.....												
17.3 Excess workers' compensation.....												
18. Products liability.....												
19.1 Private passenger auto no-fault (personal injury protection).....												
19.2 Other private passenger auto liability.....	19,602	24,812		6,451	5,000	(13,884)	2,457		(1,660)	163	2,773	412
19.3 Commercial auto no-fault (personal injury protection).....												
19.4 Other commercial auto liability.....												
21.1 Private passenger auto physical damage.....	12,726	16,457		4,328	792	1,150	93		(13)		1,698	286
21.2 Commercial auto physical damage.....												
22. Aircraft (all perils).....												
23. Fidelity.....												
24. Surety.....												
26. Burglary and theft.....												
27. Boiler and machinery.....												
28. Credit.....												
30. Warranty.....												
34. Aggregate write-ins for other lines of business.....	0	0	0	0	0	0	0	0	0	0	0	0
35. TOTALS (a).....	4,388,077	4,984,427	8	2,232,560	3,956,938	3,002,059	958,432	38,734	8,531	22,427	531,244	117,374

**DETAILS OF WRITE-INS**

3401. MISCELLANEOUS.....												
3402. ....												
3403. ....												
3498. Summary of remaining write-ins for Line 34 from overflow page.....	0	0	0	0	0	0	0	0	0	0	0	0
3499. TOTALS (Lines 3401 through 3403 plus 3498) (Line 34 above).....	0	0	0	0	0	0	0	0	0	0	0	0

(a) Finance and service charges not included in Lines 1 to 35 \$....3,793.

(b) For health business on indicated lines report: Number of persons insured under PPO managed care products.....0 and number of persons insured under indemnity only products.....0.



**EXHIBIT OF PREMIUMS AND LOSSES (Statutory Page 14)**



NAIC Group Code.....241 NAIC Company Code....26298

BUSINESS IN THE STATE OF NEW HAMPSHIRE DURING THE YEAR

19.NH

Line of Business	Gross Premiums, Including Policy and Membership Fees, Less Return Premiums and Premiums on Policies not Taken		3 Dividends Paid or Credited to Policyholders on Direct Business	4 Direct Unearned Premium Reserves	5 Direct Losses Paid (deducting salvage)	6 Direct Losses Incurred	7 Direct Losses Unpaid	8 Direct Defense and Cost Containment Expense Paid	9 Direct Defense and Cost Containment Expense Incurred	10 Direct Defense and Cost Containment Expense Unpaid	11 Commissions and Brokerage Expenses	12 Taxes, Licenses and Fees
	1 Direct Premiums Written	2 Direct Premiums Earned										
1. Fire.....												
2.1 Allied lines.....												
2.2 Multiple peril crop.....												
2.3 Federal flood.....	154,044	165,574		94,830	23,760	53,760	30,000				25,548	3,081
2.4 Private crop.....												
2.5 Private flood.....												
3. Farmowners multiple peril.....												
4. Homeowners multiple peril.....	9,373,134	9,295,605	262	4,957,128	5,261,466	4,188,908	1,538,595	28,339	(6,754)	59,230	797,934	295,247
5.1 Commercial multiple peril (non-liability portion).....	29,880	24,463		14,034		(903)	8,590		(38)	358	6,488	630
5.2 Commercial multiple peril (liability portion).....	48,110	41,980		26,625		2,503	15,269		625	3,817	11,197	1,067
6. Mortgage guaranty.....												
8. Ocean marine.....												
9. Inland marine.....	388,684	375,301	41	186,475	103,986	97,274	40,948		(529)	937	28,875	12,063
10. Financial guaranty.....												
11. Medical professional liability.....												
12. Earthquake.....	25,520	24,736		14,295		(1,782)	1,305		(62)	39	2,461	816
13. Group accident and health (b).....												
14. Credit A&H (group and individual).....												
15.1 Collectively renewable A&H (b).....												
15.2 Non-cancelable A&H (b).....												
15.3 Guaranteed renewable A&H (b).....												
15.4 Non-renewable for stated reasons only (b).....												
15.5 Other accident only.....												
15.6 Medicare Title XVIII exempt from state taxes or fees.....												
15.7 All other A&H (b).....												
15.8 Federal employees health benefits plan premium.....												
16. Workers' compensation.....												
17.1 Other liability-occurrence.....	895,125	858,616	795	453,867	84,767	1,639,602	2,169,129	6,643	19,465	16,845	71,709	23,574
17.2 Other liability-claims-made.....												
17.3 Excess workers' compensation.....												
18. Products liability.....												
19.1 Private passenger auto no-fault (personal injury protection).....												
19.2 Other private passenger auto liability.....	628,187	650,702		154,350	328,182	253,789	198,692	7,979	4,137	15,744	43,620	18,692
19.3 Commercial auto no-fault (personal injury protection).....												
19.4 Other commercial auto liability.....	17,800	8,057		9,743	1,879	3,653	1,774		146	146	2,847	374
21.1 Private passenger auto physical damage.....	653,085	681,623		159,717	218,798	233,031	20,944	1,730	1,238	521	5,772	19,434
21.2 Commercial auto physical damage.....	10,809	4,553		6,256		3,915	3,915		6	6	1,720	227
22. Aircraft (all perils).....												
23. Fidelity.....												
24. Surety.....												
26. Burglary and theft.....												
27. Boiler and machinery.....												
28. Credit.....												
30. Warranty.....												
34. Aggregate write-ins for other lines of business.....	0	0	0	0	0	0	0	0	0	0	0	0
35. TOTALS (a).....	12,224,378	12,131,210	1,098	6,077,320	6,022,838	6,473,750	4,029,161	44,691	18,234	97,643	998,171	375,205

**DETAILS OF WRITE-INS**

3401. MISCELLANEOUS.....												
3402. ....												
3403. ....												
3498. Summary of remaining write-ins for Line 34 from overflow page.....	0	0	0	0	0	0	0	0	0	0	0	0
3499. TOTALS (Lines 3401 through 3403 plus 3498) (Line 34 above).....	0	0	0	0	0	0	0	0	0	0	0	0

(a) Finance and service charges not included in Lines 1 to 35 \$.....28,795.

(b) For health business on indicated lines report: Number of persons insured under PPO managed care products.....0 and number of persons insured under indemnity only products.....0.

**EXHIBIT OF PREMIUMS AND LOSSES (Statutory Page 14)**



NAIC Group Code.....241 NAIC Company Code....26298

BUSINESS IN THE STATE OF NEW JERSEY DURING THE YEAR

19.NJ

Line of Business	Gross Premiums, Including Policy and Membership Fees, Less Return Premiums and Premiums on Policies not Taken		3 Dividends Paid or Credited to Policyholders on Direct Business	4 Direct Unearned Premium Reserves	5 Direct Losses Paid (deducting salvage)	6 Direct Losses Incurred	7 Direct Losses Unpaid	8 Direct Defense and Cost Containment Expense Paid	9 Direct Defense and Cost Containment Expense Incurred	10 Direct Defense and Cost Containment Expense Unpaid	11 Commissions and Brokerage Expenses	12 Taxes, Licenses and Fees
	1 Direct Premiums Written	2 Direct Premiums Earned										
1. Fire.....												
2.1 Allied lines.....												
2.2 Multiple peril crop.....												
2.3 Federal flood.....	566,640	602,289		334,904	115,566	85,566	60,000	370	370		93,976	11,899
2.4 Private crop.....												
2.5 Private flood.....												
3. Farmowners multiple peril.....												
4. Homeowners multiple peril.....	23,952,731	23,316,603		12,306,562	12,718,985	13,599,061	5,241,276	140,785	139,095	177,962	3,237,051	922,865
5.1 Commercial multiple peril (non-liability portion).....	611,685	529,204		315,784	91,468	164,913	176,602		3,268	7,324	138,386	5,596
5.2 Commercial multiple peril (liability portion).....	623,107	536,942		311,175	68,948	313,789	451,246	20,452	35,742	55,391	141,961	5,693
6. Mortgage guaranty.....												
8. Ocean marine.....												
9. Inland marine.....	1,113,249	1,080,164	27	561,359	230,678	244,530	86,807		226	2,526	162,325	57,143
10. Financial guaranty.....												
11. Medical professional liability.....												
12. Earthquake.....	23,327	22,060		11,593		260	1,670		4	50	3,564	896
13. Group accident and health (b).....												
14. Credit A&H (group and individual).....												
15.1 Collectively renewable A&H (b).....												
15.2 Non-cancelable A&H (b).....												
15.3 Guaranteed renewable A&H (b).....												
15.4 Non-renewable for stated reasons only (b).....												
15.5 Other accident only.....												
15.6 Medicare Title XVIII exempt from state taxes or fees.....												
15.7 All other A&H (b).....	393,998	395,412			183,575	331,750	149,415					8,274
15.8 Federal employees health benefits plan premium.....												
16. Workers' compensation.....												
17.1 Other liability-occurrence.....											639	81,291
17.2 Other liability-claims-made.....												
17.3 Excess workers' compensation.....												
18. Products liability.....												
19.1 Private passenger auto no-fault (personal injury protection).....	25,133,419	24,287,457	233	12,390,027	12,262,118	15,549,513	18,820,757	3,006,048	3,433,743	3,585,088	2,134,710	929,080
19.2 Other private passenger auto liability.....	51,490,301	49,874,030	492	25,441,645	31,502,599	34,266,206	54,889,281	2,532,675	3,197,548	5,037,618	4,427,910	1,905,633
19.3 Commercial auto no-fault (personal injury protection).....	132,841	95,016		77,656	52,756	180,295	132,272		13,749	14,192	28,124	2,797
19.4 Other commercial auto liability.....	2,570,267	1,856,054		1,357,219	275,488	683,247	565,201	2,421	25,613	28,706	576,294	54,132
21.1 Private passenger auto physical damage.....	37,726,317	36,207,484	354	18,519,165	22,005,911	21,819,096	(659,899)	81,815	99,463	58,928	3,187,317	1,395,729
21.2 Commercial auto physical damage.....	753,976	549,382		399,325	409,982	907,311	521,581		722	752	166,062	15,873
22. Aircraft (all perils).....												
23. Fidelity.....												
24. Surety.....												
26. Burglary and theft.....												
27. Boiler and machinery.....												
28. Credit.....												
30. Warranty.....												
34. Aggregate write-ins for other lines of business.....	0	0	0	0	0	0	0	0	0	0	0	0
35. TOTALS (a).....	145,091,858	139,352,097	1,106	72,026,414	79,918,074	88,145,537	80,436,209	5,784,566	6,949,543	8,968,537	14,298,319	5,396,901

**DETAILS OF WRITE-INS**

3401. MISCELLANEOUS.....												
3402.....												
3403.....												
3498. Summary of remaining write-ins for Line 34 from overflow page.....	0	0	0	0	0	0	0	0	0	0	0	0
3499. TOTALS (Lines 3401 through 3403 plus 3498) (Line 34 above).....	0	0	0	0	0	0	0	0	0	0	0	0

(a) Finance and service charges not included in Lines 1 to 35 \$....171,480.

(b) For health business on indicated lines report: Number of persons insured under PPO managed care products.....0 and number of persons insured under indemnity only products.....0.

**EXHIBIT OF PREMIUMS AND LOSSES (Statutory Page 14)**



NAIC Group Code.....241 NAIC Company Code....26298

BUSINESS IN THE STATE OF NEW MEXICO DURING THE YEAR

19.NM

Line of Business	Gross Premiums, Including Policy and Membership Fees, Less Return Premiums and Premiums on Policies not Taken		3 Dividends Paid or Credited to Policyholders on Direct Business	4 Direct Unearned Premium Reserves	5 Direct Losses Paid (deducting salvage)	6 Direct Losses Incurred	7 Direct Losses Unpaid	8 Direct Defense and Cost Containment Expense Paid	9 Direct Defense and Cost Containment Expense Incurred	10 Direct Defense and Cost Containment Expense Unpaid	11 Commissions and Brokerage Expenses	12 Taxes, Licenses and Fees
	1 Direct Premiums Written	2 Direct Premiums Earned										
1. Fire.....												
2.1 Allied lines.....												
2.2 Multiple peril crop.....												
2.3 Federal flood.....	116,676	108,084		55,061	15,552	15,552					19,350	3,504
2.4 Private crop.....												
2.5 Private flood.....												
3. Farmowners multiple peril.....												
4. Homeowners multiple peril.....	5,039,354	4,988,710	626	2,591,696	4,969,637	5,335,715	1,496,900	58,738	59,796	47,514	402,971	155,270
5.1 Commercial multiple peril (non-liability portion).....	37,189	37,621		15,629		(6,660)	15,568		(277)	649	9,780	861
5.2 Commercial multiple peril (liability portion).....	16,916	17,737		6,416	12,173	5,906	7,269		933	1,817	4,668	388
6. Mortgage guaranty.....												
8. Ocean marine.....												
9. Inland marine.....	90,296	89,880		48,413	15,088	15,171	5,088		(11)	153	8,225	2,894
10. Financial guaranty.....												
11. Medical professional liability.....												
12. Earthquake.....	7,244	7,139		3,444		(31)	425		(3)	12	896	227
13. Group accident and health (b).....												
14. Credit A&H (group and individual).....												
15.1 Collectively renewable A&H (b).....												
15.2 Non-cancelable A&H (b).....												
15.3 Guaranteed renewable A&H (b).....												
15.4 Non-renewable for stated reasons only (b).....												
15.5 Other accident only.....												
15.6 Medicare Title XVIII exempt from state taxes or fees.....												
15.7 All other A&H (b).....												
15.8 Federal employees health benefits plan premium.....												
16. Workers' compensation.....												
17.1 Other liability-occurrence.....	296,540	298,781	43	146,792		(27,583)	207,817		72	1,614	33,850	9,161
17.2 Other liability-claims-made.....												
17.3 Excess workers' compensation.....												
18. Products liability.....												
19.1 Private passenger auto no-fault (personal injury protection).....												
19.2 Other private passenger auto liability.....	2,024,198	2,025,648	13	894,095	1,753,430	1,203,010	1,000,986	314,017	269,738	82,961	216,788	64,532
19.3 Commercial auto no-fault (personal injury protection).....												
19.4 Other commercial auto liability.....												
21.1 Private passenger auto physical damage.....	1,443,767	1,393,235	9	642,426	580,539	580,794	(2,725)	886	941	1,388	156,612	46,106
21.2 Commercial auto physical damage.....												
22. Aircraft (all perils).....												
23. Fidelity.....												
24. Surety.....												
26. Burglary and theft.....												
27. Boiler and machinery.....												
28. Credit.....												
30. Warranty.....												
34. Aggregate write-ins for other lines of business.....	0	0	0	0	0	0	0	0	0	0	0	0
35. TOTALS (a).....	9,072,180	8,966,835	691	4,403,972	7,346,419	7,121,874	2,731,328	373,641	331,189	136,108	853,140	282,943

**DETAILS OF WRITE-INS**

3401. MISCELLANEOUS.....												
3402. ....												
3403. ....												
3498. Summary of remaining write-ins for Line 34 from overflow page.....	0	0	0	0	0	0	0	0	0	0	0	0
3499. TOTALS (Lines 3401 through 3403 plus 3498) (Line 34 above).....	0	0	0	0	0	0	0	0	0	0	0	0

(a) Finance and service charges not included in Lines 1 to 35 \$.....20,481.

(b) For health business on indicated lines report: Number of persons insured under PPO managed care products.....0 and number of persons insured under indemnity only products.....0.

**EXHIBIT OF PREMIUMS AND LOSSES (Statutory Page 14)**



NAIC Group Code.....241 NAIC Company Code....26298

BUSINESS IN THE STATE OF NEVADA DURING THE YEAR

19.NV

Line of Business	Gross Premiums, Including Policy and Membership Fees, Less Return Premiums and Premiums on Policies not Taken		3 Dividends Paid or Credited to Policyholders on Direct Business	4 Direct Unearned Premium Reserves	5 Direct Losses Paid (deducting salvage)	6 Direct Losses Incurred	7 Direct Losses Unpaid	8 Direct Defense and Cost Containment Expense Paid	9 Direct Defense and Cost Containment Expense Incurred	10 Direct Defense and Cost Containment Expense Unpaid	11 Commissions and Brokerage Expenses	12 Taxes, Licenses and Fees
	1 Direct Premiums Written	2 Direct Premiums Earned										
1. Fire.....												
2.1 Allied lines.....												
2.2 Multiple peril crop.....												
2.3 Federal flood.....	16,358	17,763		9,242							2,713	573
2.4 Private crop.....												
2.5 Private flood.....												
3. Farmowners multiple peril.....												
4. Homeowners multiple peril.....	4,818,215	4,541,667	322	2,580,153	2,485,148	3,400,382	1,249,347	28,283	47,458	28,891	287,388	186,680
5.1 Commercial multiple peril (non-liability portion).....	70,216	61,925		31,641		136	21,378		6	891	17,627	1,383
5.2 Commercial multiple peril (liability portion).....	75,869	66,374		34,700	922	22,660	46,936		(316)	5,984	19,850	1,500
6. Mortgage guaranty.....												
8. Ocean marine.....												
9. Inland marine.....	157,835	143,352		84,346	12,010	19,823	30,168	30,647	30,745	606	9,654	6,141
10. Financial guaranty.....												
11. Medical professional liability.....												
12. Earthquake.....	76,338	71,237		41,412		(465)	3,075		(24)	92	4,785	2,979
13. Group accident and health (b).....												
14. Credit A&H (group and individual).....												
15.1 Collectively renewable A&H (b).....												
15.2 Non-cancelable A&H (b).....												
15.3 Guaranteed renewable A&H (b).....												
15.4 Non-renewable for stated reasons only (b).....												
15.5 Other accident only.....												
15.6 Medicare Title XVIII exempt from state taxes or fees.....												
15.7 All other A&H (b).....												
15.8 Federal employees health benefits plan premium.....												
16. Workers' compensation.....												
17.1 Other liability-occurrence.....	231,715	217,071		122,334		980,785	1,135,743		7,805	8,820	17,622	7,869
17.2 Other liability-claims-made.....												
17.3 Excess workers' compensation.....												
18. Products liability.....												
19.1 Private passenger auto no-fault (personal injury protection).....												
19.2 Other private passenger auto liability.....	2,277,064	2,172,580		1,075,374	2,342,294	2,505,824	2,154,442	68,959	102,664	197,507	201,638	91,445
19.3 Commercial auto no-fault (personal injury protection).....												
19.4 Other commercial auto liability.....	174,202	69,408		104,794	3,640	18,434	14,794		1,247	1,247	42,582	3,676
21.1 Private passenger auto physical damage.....	1,438,001	1,388,036		679,709	734,047	668,880	(821)	1,846	4,047	770	130,350	57,789
21.2 Commercial auto physical damage.....	30,143	10,177		19,966	960	10,908	9,948		14	14	7,567	629
22. Aircraft (all perils).....												
23. Fidelity.....												
24. Surety.....												
26. Burglary and theft.....												
27. Boiler and machinery.....												
28. Credit.....												
30. Warranty.....												
34. Aggregate write-ins for other lines of business.....	0	0	0	0	0	0	0	0	0	0	0	0
35. TOTALS (a).....	9,365,956	8,759,590	322	4,783,671	5,579,021	7,627,367	4,665,010	129,735	193,646	244,822	741,776	360,664

**DETAILS OF WRITE-INS**

3401. MISCELLANEOUS.....												
3402.....												
3403.....												
3498. Summary of remaining write-ins for Line 34 from overflow page.....	0	0	0	0	0	0	0	0	0	0	0	0
3499. TOTALS (Lines 3401 through 3403 plus 3498) (Line 34 above).....	0	0	0	0	0	0	0	0	0	0	0	0

(a) Finance and service charges not included in Lines 1 to 35 \$....14,850.

(b) For health business on indicated lines report: Number of persons insured under PPO managed care products.....0 and number of persons insured under indemnity only products.....0.

**EXHIBIT OF PREMIUMS AND LOSSES (Statutory Page 14)**



NAIC Group Code.....241 NAIC Company Code....26298

BUSINESS IN THE STATE OF NEW YORK DURING THE YEAR

19.NY

Line of Business	Gross Premiums, Including Policy and Membership Fees, Less Return Premiums and Premiums on Policies not Taken		3 Dividends Paid or Credited to Policyholders on Direct Business	4 Direct Unearned Premium Reserves	5 Direct Losses Paid (deducting salvage)	6 Direct Losses Incurred	7 Direct Losses Unpaid	8 Direct Defense and Cost Containment Expense Paid	9 Direct Defense and Cost Containment Expense Incurred	10 Direct Defense and Cost Containment Expense Unpaid	11 Commissions and Brokerage Expenses	12 Taxes, Licenses and Fees
	1 Direct Premiums Written	2 Direct Premiums Earned										
1. Fire.....	364,656	388,623		186,094	164,565	144,231	117,437	88,911	92,192	38,901	142,132	9,153
2.1 Allied lines.....					7,500	(4,341)	66,498	1,144	(67)	4,171		
2.2 Multiple peril crop.....												
2.3 Federal flood.....	2,399,116	2,468,441		1,440,684	639,968	451,968	37,000	2,835	2,835		397,887	47,982
2.4 Private crop.....												
2.5 Private flood.....												
3. Farmowners multiple peril.....												
4. Homeowners multiple peril.....	101,516,266	101,269,944		53,931,026	53,752,993	56,467,706	22,508,747	653,033	651,061	828,856	6,792,057	2,548,136
5.1 Commercial multiple peril (non-liability portion).....	2,014,423	1,575,091		989,596	139,087	421,263	610,804	15,875	25,445	22,700	442,671	33,996
5.2 Commercial multiple peril (liability portion).....	3,066,106	2,531,364		1,499,274	1,213,077	1,978,602	1,962,536	9,018	148,303	210,200	675,865	51,723
6. Mortgage guaranty.....												
8. Ocean marine.....												
9. Inland marine.....	3,153,810	3,144,480		1,618,569	769,404	711,203	233,689	7,178	5,191	8,226	187,932	83,339
10. Financial guaranty.....												
11. Medical professional liability.....												
12. Earthquake.....	88,578	90,391		47,168		38	6,335		(16)	190	6,446	2,240
13. Group accident and health (b).....												
14. Credit A&H (group and individual).....												
15.1 Collectively renewable A&H (b).....												
15.2 Non-cancelable A&H (b).....												
15.3 Guaranteed renewable A&H (b).....												
15.4 Non-renewable for stated reasons only (b).....												
15.5 Other accident only.....												
15.6 Medicare Title XVIII exempt from state taxes or fees.....												
15.7 All other A&H (b).....	5,073,233	5,406,497			1,903,797	2,142,566	694,674					101,465
15.8 Federal employees health benefits plan premium.....												
16. Workers' compensation.....												
17.1 Other liability-occurrence.....	5,757,233	5,638,914		2,891,548	3,275,000	1,512,983	10,372,023	9,161	10,237	80,550	435,062	42,808
17.2 Other liability-claims-made.....												
17.3 Excess workers' compensation.....												
18. Products liability.....												
19.1 Private passenger auto no-fault (personal injury protection).....	3,844,713	3,498,821		1,852,623	1,650,666	2,273,030	1,637,234	39,679	145,285	311,844	457,942	100,645
19.2 Other private passenger auto liability.....	13,108,161	11,300,311		6,638,120	6,339,340	8,484,414	9,066,435	217,037	462,208	790,212	1,581,831	343,256
19.3 Commercial auto no-fault (personal injury protection).....	254,854	119,750		138,217	149,849	149,849	135,299	17,434	17,434	17,481	46,242	5,364
19.4 Other commercial auto liability.....	3,070,572	1,437,254		1,683,492	171,038	1,053,604	887,245	264	23,710	23,709	575,799	64,426
21.1 Private passenger auto physical damage.....	14,636,180	12,638,812		7,353,558	9,181,296	8,949,761	(240,171)	17,799	28,345	21,061	1,749,669	383,028
21.2 Commercial auto physical damage.....	1,003,867	484,781		531,862	396,747	928,889	533,582	639	639	643	195,108	21,179
22. Aircraft (all perils).....												
23. Fidelity.....												
24. Surety.....												
26. Burglary and theft.....												
27. Boiler and machinery.....												
28. Credit.....												
30. Warranty.....												
34. Aggregate write-ins for other lines of business.....	0	0	0	0	0	0	0	0	0	0	0	0
35. TOTALS (a).....	159,351,768	151,993,474	0	80,801,831	79,619,279	85,665,766	48,629,367	1,061,934	1,612,802	2,358,744	13,686,643	3,838,740

**DETAILS OF WRITE-INS**

3401. MISCELLANEOUS.....												
3402. ....												
3403. ....												
3498. Summary of remaining write-ins for Line 34 from overflow page.....	0	0	0	0	0	0	0	0	0	0	0	0
3499. TOTALS (Lines 3401 through 3403 plus 3498) (Line 34 above).....	0	0	0	0	0	0	0	0	0	0	0	0

(a) Finance and service charges not included in Lines 1 to 35 \$....696,253.

(b) For health business on indicated lines report: Number of persons insured under PPO managed care products.....0 and number of persons insured under indemnity only products.....0.

**EXHIBIT OF PREMIUMS AND LOSSES (Statutory Page 14)**



NAIC Group Code.....241 NAIC Company Code....26298

BUSINESS IN THE STATE OF OHIO DURING THE YEAR

19.0H

Line of Business	Gross Premiums, Including Policy and Membership Fees, Less Return Premiums and Premiums on Policies not Taken		3 Dividends Paid or Credited to Policyholders on Direct Business	4 Direct Unearned Premium Reserves	5 Direct Losses Paid (deducting salvage)	6 Direct Losses Incurred	7 Direct Losses Unpaid	8 Direct Defense and Cost Containment Expense Paid	9 Direct Defense and Cost Containment Expense Incurred	10 Direct Defense and Cost Containment Expense Unpaid	11 Commissions and Brokerage Expenses	12 Taxes, Licenses and Fees
	1 Direct Premiums Written	2 Direct Premiums Earned										
1. Fire.....												
2.1 Allied lines.....												
2.2 Multiple peril crop.....												
2.3 Federal flood.....	114,163	122,974		71,791	122,979	99,979		2,200	2,200		18,934	2,283
2.4 Private crop.....												
2.5 Private flood.....												
3. Farmowners multiple peril.....												
4. Homeowners multiple peril.....	20,856,158	19,860,127	34	11,100,683	9,804,139	10,122,189	3,137,948	72,896	61,470	88,217	1,837,658	529,856
5.1 Commercial multiple peril (non-liability portion).....	131,260	136,342		47,715	3,700	(3,283)	50,487		(500)	1,895	33,152	2,612
5.2 Commercial multiple peril (liability portion).....	82,356	81,529		35,926	55,553	58,478	36,200		(519)	6,550	18,633	1,623
6. Mortgage guaranty.....												
8. Ocean marine.....												
9. Inland marine.....	616,778	574,363		313,980	233,110	204,940	24,107		(672)	736	70,373	15,778
10. Financial guaranty.....												
11. Medical professional liability.....												
12. Earthquake.....	146,586	136,933		77,926		(1,339)	6,108		(61)	183	19,162	3,847
13. Group accident and health (b).....												
14. Credit A&H (group and individual).....												
15.1 Collectively renewable A&H (b).....												
15.2 Non-cancelable A&H (b).....												
15.3 Guaranteed renewable A&H (b).....												
15.4 Non-renewable for stated reasons only (b).....												
15.5 Other accident only.....												
15.6 Medicare Title XVIII exempt from state taxes or fees.....												
15.7 All other A&H (b).....												
15.8 Federal employees health benefits plan premium.....												
16. Workers' compensation.....												
17.1 Other liability-occurrence.....	1,624,683	1,516,968	12	856,979	1,322,500	2,562,068	2,549,251	44,888	56,108	19,797	170,564	37,459
17.2 Other liability-claims-made.....												
17.3 Excess workers' compensation.....												
18. Products liability.....												
19.1 Private passenger auto no-fault (personal injury protection).....												
19.2 Other private passenger auto liability.....	12,022,146	10,979,294		5,562,619	5,609,803	7,147,997	7,089,470	168,176	365,518	631,071	1,083,227	280,213
19.3 Commercial auto no-fault (personal injury protection).....												
19.4 Other commercial auto liability.....	165,774	115,779		83,060	70,545	134,573	89,463		843	2,125	33,062	3,481
21.1 Private passenger auto physical damage.....	11,634,305	10,533,691		5,367,761	5,415,855	5,524,989	143,884	24,086	21,426	1,830	1,084,560	272,009
21.2 Commercial auto physical damage.....	87,777	60,564		45,154	74,779	122,247	58,401		64	86	17,819	1,863
22. Aircraft (all perils).....												
23. Fidelity.....												
24. Surety.....												
26. Burglary and theft.....												
27. Boiler and machinery.....												
28. Credit.....												
30. Warranty.....												
34. Aggregate write-ins for other lines of business.....	0	0	0	0	0	0	0	0	0	0	0	0
35. TOTALS (a).....	47,481,986	44,118,564	46	23,563,594	22,712,963	25,972,838	13,185,319	312,246	505,877	752,490	4,387,144	1,151,024

**DETAILS OF WRITE-INS**

3401. MISCELLANEOUS.....												
3402. ....												
3403. ....												
3498. Summary of remaining write-ins for Line 34 from overflow page.....	0	0	0	0	0	0	0	0	0	0	0	0
3499. TOTALS (Lines 3401 through 3403 plus 3498) (Line 34 above).....	0	0	0	0	0	0	0	0	0	0	0	0

(a) Finance and service charges not included in Lines 1 to 35 \$....138,432.

(b) For health business on indicated lines report: Number of persons insured under PPO managed care products.....0 and number of persons insured under indemnity only products.....0.

**EXHIBIT OF PREMIUMS AND LOSSES (Statutory Page 14)**



NAIC Group Code.....241 NAIC Company Code....26298

BUSINESS IN THE STATE OF OKLAHOMA DURING THE YEAR

Line of Business	Gross Premiums, Including Policy and Membership Fees, Less Return Premiums and Premiums on Policies not Taken		3 Dividends Paid or Credited to Policyholders on Direct Business	4 Direct Unearned Premium Reserves	5 Direct Losses Paid (deducting salvage)	6 Direct Losses Incurred	7 Direct Losses Unpaid	8 Direct Defense and Cost Containment Expense Paid	9 Direct Defense and Cost Containment Expense Incurred	10 Direct Defense and Cost Containment Expense Unpaid	11 Commissions and Brokerage Expenses	12 Taxes, Licenses and Fees
	1 Direct Premiums Written	2 Direct Premiums Earned										
1. Fire.....												
2.1 Allied lines.....												
2.2 Multiple peril crop.....												
2.3 Federal flood.....	32,839	33,231		17,005							5,446	739
2.4 Private crop.....												
2.5 Private flood.....												
3. Farmowners multiple peril.....												
4. Homeowners multiple peril.....	7,940,918	8,542,592	11	4,018,314	2,783,596	2,484,089	443,181	11,633	3,261	12,923	772,055	194,283
5.1 Commercial multiple peril (non-liability portion).....	80,879	65,408		51,220	2,319	9,112	21,357		296	890	20,684	1,593
5.2 Commercial multiple peril (liability portion).....	23,320	19,758		11,386		(309)	6,582		(77)	1,646	5,927	461
6. Mortgage guaranty.....												
8. Ocean marine.....												
9. Inland marine.....	122,851	128,189		59,089	63,521	61,579	3,601		(68)	106	12,401	3,065
10. Financial guaranty.....												
11. Medical professional liability.....												
12. Earthquake.....	58,323	62,968		28,077		(616)	1,992		(26)	59	6,773	1,425
13. Group accident and health (b).....												
14. Credit A&H (group and individual).....												
15.1 Collectively renewable A&H (b).....												
15.2 Non-cancelable A&H (b).....												
15.3 Guaranteed renewable A&H (b).....												
15.4 Non-renewable for stated reasons only (b).....												
15.5 Other accident only.....												
15.6 Medicare Title XVIII exempt from state taxes or fees.....												
15.7 All other A&H (b).....												
15.8 Federal employees health benefits plan premium.....												
16. Workers' compensation.....												
17.1 Other liability-occurrence.....	131,611	141,857	9	62,670		(33,751)	116,050		(80)	901	17,305	2,860
17.2 Other liability-claims-made.....												
17.3 Excess workers' compensation.....												
18. Products liability.....												
19.1 Private passenger auto no-fault (personal injury protection).....												
19.2 Other private passenger auto liability.....	2,874,673	2,963,420		1,330,381	2,143,851	1,657,646	1,996,421	196,882	173,347	176,460	331,846	72,590
19.3 Commercial auto no-fault (personal injury protection).....												
19.4 Other commercial auto liability.....												
21.1 Private passenger auto physical damage.....	2,653,544	2,712,792		1,225,389	1,111,889	1,115,353	40,976	2,506	1,192	(603)	317,448	67,556
21.2 Commercial auto physical damage.....												
22. Aircraft (all perils).....												
23. Fidelity.....												
24. Surety.....												
26. Burglary and theft.....												
27. Boiler and machinery.....												
28. Credit.....												
30. Warranty.....												
34. Aggregate write-ins for other lines of business.....	0	0	0	0	0	0	0	0	0	0	0	0
35. TOTALS (a).....	13,918,958	14,670,215	20	6,803,531	6,105,176	5,293,103	2,630,160	211,021	177,845	192,382	1,489,885	344,572

19.0K

**DETAILS OF WRITE-INS**

3401. MISCELLANEOUS.....												
3402. ....												
3403. ....												
3498. Summary of remaining write-ins for Line 34 from overflow page.....	0	0	0	0	0	0	0	0	0	0	0	0
3499. TOTALS (Lines 3401 through 3403 plus 3498) (Line 34 above).....	0	0	0	0	0	0	0	0	0	0	0	0

(a) Finance and service charges not included in Lines 1 to 35 \$....12,616

(b) For health business on indicated lines report: Number of persons insured under PPO managed care products.....0 and number of persons insured under indemnity only products.....0.

**EXHIBIT OF PREMIUMS AND LOSSES (Statutory Page 14)**



NAIC Group Code.....241 NAIC Company Code....26298

BUSINESS IN THE STATE OF OREGON DURING THE YEAR

19. OR

Line of Business	Gross Premiums, Including Policy and Membership Fees, Less Return Premiums and Premiums on Policies not Taken		3 Dividends Paid or Credited to Policyholders on Direct Business	4 Direct Unearned Premium Reserves	5 Direct Losses Paid (deducting salvage)	6 Direct Losses Incurred	7 Direct Losses Unpaid	8 Direct Defense and Cost Containment Expense Paid	9 Direct Defense and Cost Containment Expense Incurred	10 Direct Defense and Cost Containment Expense Unpaid	11 Commissions and Brokerage Expenses	12 Taxes, Licenses and Fees
	1 Direct Premiums Written	2 Direct Premiums Earned										
1. Fire.....												
2.1 Allied lines.....												
2.2 Multiple peril crop.....												
2.3 Federal flood.....	105,096	100,911		62,883							17,430	2,102
2.4 Private crop.....												
2.5 Private flood.....												
3. Farmowners multiple peril.....												
4. Homeowners multiple peril.....	7,837,265	7,833,413	50	4,023,682	2,550,351	2,527,228	912,155	861,726	857,053	26,424	753,451	424,937
5.1 Commercial multiple peril (non-liability portion).....	68,181	52,711		35,968		11,061	26,715		461	1,113	15,501	1,370
5.2 Commercial multiple peril (liability portion).....	105,136	74,150		55,196	14,525	82,886	92,142		(410)	5,536	22,887	2,090
6. Mortgage guaranty.....												
8. Ocean marine.....												
9. Inland marine.....	229,668	238,138	14	115,520	41,659	37,867	17,028		(163)	457	22,504	11,916
10. Financial guaranty.....												
11. Medical professional liability.....												
12. Earthquake.....	519,435	528,564		264,863		(7,590)	27,064		(327)	813	57,554	28,300
13. Group accident and health (b).....												
14. Credit A&H (group and individual).....												
15.1 Collectively renewable A&H (b).....												
15.2 Non-cancelable A&H (b).....												
15.3 Guaranteed renewable A&H (b).....												
15.4 Non-renewable for stated reasons only (b).....												
15.5 Other accident only.....												
15.6 Medicare Title XVIII exempt from state taxes or fees.....												
15.7 All other A&H (b).....	518,597	557,015			111,231	127,663	46,781					10,372
15.8 Federal employees health benefits plan premium.....												
16. Workers' compensation.....												
17.1 Other liability-occurrence.....	781,220	797,554	91	387,954	100,000	562,709	1,676,043	10,633	15,703	13,016	77,163	35,649
17.2 Other liability-claims-made.....												
17.3 Excess workers' compensation.....												
18. Products liability.....												
19.1 Private passenger auto no-fault (personal injury protection).....	752,821	779,222		317,902	404,753	274,732	(69,780)	14,376	(11,157)	(13,291)	64,064	35,848
19.2 Other private passenger auto liability.....	4,711,321	4,787,604		2,005,007	3,331,791	1,869,890	3,035,473	283,118	177,690	272,717	408,711	224,772
19.3 Commercial auto no-fault (personal injury protection).....	7,481	2,736		4,745	2,230	2,230	2,230		399	399	1,626	157
19.4 Other commercial auto liability.....	87,819	31,885		55,934	6,946	6,946	6,946		577	577	18,880	1,846
21.1 Private passenger auto physical damage.....	3,087,643	3,110,958		1,312,018	1,321,889	1,243,503	(43,181)	3,126	4,791	2,841	273,690	147,653
21.2 Commercial auto physical damage.....	30,391	11,856		18,535	5,023	18,856	13,833		15	15	6,550	636
22. Aircraft (all perils).....												
23. Fidelity.....												
24. Surety.....												
26. Burglary and theft.....												
27. Boiler and machinery.....												
28. Credit.....												
30. Warranty.....												
34. Aggregate write-ins for other lines of business.....	0	0	0	0	0	0	0	0	0	0	0	0
35. TOTALS (a).....	18,842,074	18,906,717	155	8,660,207	7,881,222	6,757,981	5,743,449	1,172,979	1,044,632	310,617	1,740,011	927,648

**DETAILS OF WRITE-INS**

3401. MISCELLANEOUS.....												
3402.....												
3403.....												
3498. Summary of remaining write-ins for Line 34 from overflow page.....	0	0	0	0	0	0	0	0	0	0	0	0
3499. TOTALS (Lines 3401 through 3403 plus 3498) (Line 34 above).....	0	0	0	0	0	0	0	0	0	0	0	0

(a) Finance and service charges not included in Lines 1 to 35 \$.....25,839

(b) For health business on indicated lines report: Number of persons insured under PPO managed care products.....0 and number of persons insured under indemnity only products.....0.



**EXHIBIT OF PREMIUMS AND LOSSES (Statutory Page 14)**



NAIC Group Code.....241 NAIC Company Code....26298

BUSINESS IN THE STATE OF PENNSYLVANIA DURING THE YEAR

19.PA

Line of Business	Gross Premiums, Including Policy and Membership Fees, Less Return Premiums and Premiums on Policies not Taken		3 Dividends Paid or Credited to Policyholders on Direct Business	4 Direct Unearned Premium Reserves	5 Direct Losses Paid (deducting salvage)	6 Direct Losses Incurred	7 Direct Losses Unpaid	8 Direct Defense and Cost Containment Expense Paid	9 Direct Defense and Cost Containment Expense Incurred	10 Direct Defense and Cost Containment Expense Unpaid	11 Commissions and Brokerage Expenses	12 Taxes, Licenses and Fees
	1 Direct Premiums Written	2 Direct Premiums Earned										
1. Fire.....												
2.1 Allied lines.....												
2.2 Multiple peril crop.....												
2.3 Federal flood.....	145,943	152,559		91,221	68,934	68,934					24,204	2,919
2.4 Private crop.....												
2.5 Private flood.....												
3. Farmowners multiple peril.....												
4. Homeowners multiple peril.....	24,288,533	22,516,202	49	12,926,215	12,024,651	11,539,296	3,167,963	215,551	166,652	99,481	3,095,020	607,216
5.1 Commercial multiple peril (non-liability portion).....	141,011	125,975		67,631	6,800	26,015	46,104		801	1,921	32,297	3,011
5.2 Commercial multiple peril (liability portion).....	121,475	109,057		64,581	9,970	34,444	62,253		(507)	8,938	28,837	2,549
6. Mortgage guaranty.....												
8. Ocean marine.....												
9. Inland marine.....	825,571	756,964		426,333	285,663	294,003	36,098		208	1,138	132,141	21,066
10. Financial guaranty.....												
11. Medical professional liability.....												
12. Earthquake.....	17,582	15,806		9,872		167	949		3	28	2,628	440
13. Group accident and health (b).....												
14. Credit A&H (group and individual).....												
15.1 Collectively renewable A&H (b).....												
15.2 Non-cancelable A&H (b).....												
15.3 Guaranteed renewable A&H (b).....												
15.4 Non-renewable for stated reasons only (b).....												
15.5 Other accident only.....												
15.6 Medicare Title XVIII exempt from state taxes or fees.....												
15.7 All other A&H (b).....												
15.8 Federal employees health benefits plan premium.....												
16. Workers' compensation.....												
17.1 Other liability-occurrence.....	1,860,194	1,643,348		979,886	592,878	(82,625)	940,769		(3,280)	7,306	256,793	49,184
17.2 Other liability-claims-made.....												
17.3 Excess workers' compensation.....												
18. Products liability.....												
19.1 Private passenger auto no-fault (personal injury protection).....	53,111	54,579		12,527	362,443	332,179	3,954,500		(56,550)	753,215	792	1,213
19.2 Other private passenger auto liability.....	277,240	284,676		66,122	293,162	203,707	231,104	10,939	4,582	21,233	4,260	6,334
19.3 Commercial auto no-fault (personal injury protection).....	11,130	7,249		5,903	15,000	19,721	6,008		834	1,076	2,230	231
19.4 Other commercial auto liability.....	611,568	479,485		226,204	80,276	258,156	220,256		4,896	6,785	126,628	12,848
21.1 Private passenger auto physical damage.....	363,620	365,679		89,630	121,691	112,626	(9,720)		413	485	5,150	8,301
21.2 Commercial auto physical damage.....	367,321	307,600		105,194	400,260	811,417	429,077		350	400	77,360	7,741
22. Aircraft (all perils).....												
23. Fidelity.....												
24. Surety.....												
26. Burglary and theft.....												
27. Boiler and machinery.....												
28. Credit.....												
30. Warranty.....												
34. Aggregate write-ins for other lines of business.....	0	0	0	0	0	0	0	0	0	0	0	0
35. TOTALS (a).....	29,084,299	26,819,179	49	15,071,319	14,261,728	13,618,040	9,085,361	226,490	118,402	902,006	3,788,340	723,053

**DETAILS OF WRITE-INS**

3401. MISCELLANEOUS.....												
3402. ....												
3403. ....												
3498. Summary of remaining write-ins for Line 34 from overflow page.....	0	0	0	0	0	0	0	0	0	0	0	0
3499. TOTALS (Lines 3401 through 3403 plus 3498) (Line 34 above).....	0	0	0	0	0	0	0	0	0	0	0	0

(a) Finance and service charges not included in Lines 1 to 35 \$.....59,547.

(b) For health business on indicated lines report: Number of persons insured under PPO managed care products.....0 and number of persons insured under indemnity only products.....0.

**EXHIBIT OF PREMIUMS AND LOSSES (Statutory Page 14)**



NAIC Group Code.....241 NAIC Company Code....26298

BUSINESS IN THE STATE OF RHODE ISLAND DURING THE YEAR

19.RI

Line of Business	Gross Premiums, Including Policy and Membership Fees, Less Return Premiums and Premiums on Policies not Taken		3 Dividends Paid or Credited to Policyholders on Direct Business	4 Direct Unearned Premium Reserves	5 Direct Losses Paid (deducting salvage)	6 Direct Losses Incurred	7 Direct Losses Unpaid	8 Direct Defense and Cost Containment Expense Paid	9 Direct Defense and Cost Containment Expense Incurred	10 Direct Defense and Cost Containment Expense Unpaid	11 Commissions and Brokerage Expenses	12 Taxes, Licenses and Fees
	1 Direct Premiums Written	2 Direct Premiums Earned										
1. Fire.....												
2.1 Allied lines.....												
2.2 Multiple peril crop.....												
2.3 Federal flood.....	243,934	267,177		143,849	50,065	50,065					40,456	4,879
2.4 Private crop.....												
2.5 Private flood.....												
3. Farmowners multiple peril.....												
4. Homeowners multiple peril.....	12,739,579	12,832,526	37	6,640,552	8,097,410	8,390,083	2,075,048	40,830	33,696	70,181	960,671	426,399
5.1 Commercial multiple peril (non-liability portion).....	138,730	125,516		84,244	18,591	54,301	54,442		1,071	1,852	34,872	2,669
5.2 Commercial multiple peril (liability portion).....	99,401	88,234		55,914		15,172	30,064		3,793	7,516	27,911	2,148
6. Mortgage guaranty.....												
8. Ocean marine.....												
9. Inland marine.....	206,466	217,482		105,043	52,962	31,575	9,936		(541)	289	14,458	7,751
10. Financial guaranty.....												
11. Medical professional liability.....												
12. Earthquake.....	16,913	17,759		8,101		(773)	931		(28)	28	1,345	569
13. Group accident and health (b).....												
14. Credit A&H (group and individual).....												
15.1 Collectively renewable A&H (b).....												
15.2 Non-cancelable A&H (b).....												
15.3 Guaranteed renewable A&H (b).....												
15.4 Non-renewable for stated reasons only (b).....												
15.5 Other accident only.....												
15.6 Medicare Title XVIII exempt from state taxes or fees.....												
15.7 All other A&H (b).....	9,809,129	10,640,022			3,045,220	3,023,033	1,095,601					196,183
15.8 Federal employees health benefits plan premium.....												
16. Workers' compensation.....												
17.1 Other liability-occurrence.....	471,237	488,464	10	234,343		(82,830)	1,366,848		1,120	10,615	33,128	15,610
17.2 Other liability-claims-made.....												
17.3 Excess workers' compensation.....												
18. Products liability.....												
19.1 Private passenger auto no-fault (personal injury protection).....												
19.2 Other private passenger auto liability.....	8,556,040	8,956,372		2,865,236	6,832,642	4,496,262	9,411,652	72,157	(41,395)	842,539	730,171	281,756
19.3 Commercial auto no-fault (personal injury protection).....												
19.4 Other commercial auto liability.....												
21.1 Private passenger auto physical damage.....	3,144,738	3,290,432		960,984	1,562,065	1,414,568	(57,929)	7,546	11,786	4,625	235,222	103,524
21.2 Commercial auto physical damage.....												
22. Aircraft (all perils).....												
23. Fidelity.....												
24. Surety.....												
26. Burglary and theft.....												
27. Boiler and machinery.....												
28. Credit.....												
30. Warranty.....												
34. Aggregate write-ins for other lines of business.....	0	0	0	0	0	0	0	0	0	0	0	0
35. TOTALS (a).....	35,426,167	36,923,984	47	11,098,266	19,658,955	17,391,456	13,986,593	120,533	9,502	937,645	2,078,234	1,041,488

**DETAILS OF WRITE-INS**

3401. MISCELLANEOUS.....												
3402. ....												
3403. ....												
3498. Summary of remaining write-ins for Line 34 from overflow page.....	0	0	0	0	0	0	0	0	0	0	0	0
3499. TOTALS (Lines 3401 through 3403 plus 3498) (Line 34 above).....	0	0	0	0	0	0	0	0	0	0	0	0

(a) Finance and service charges not included in Lines 1 to 35 \$.....115,224.

(b) For health business on indicated lines report: Number of persons insured under PPO managed care products.....0 and number of persons insured under indemnity only products.....0.

**EXHIBIT OF PREMIUMS AND LOSSES (Statutory Page 14)**



NAIC Group Code.....241 NAIC Company Code....26298

BUSINESS IN THE STATE OF SOUTH CAROLINA DURING THE YEAR

Line of Business	Gross Premiums, Including Policy and Membership Fees, Less Return Premiums and Premiums on Policies not Taken		3 Dividends Paid or Credited to Policyholders on Direct Business	4 Direct Unearned Premium Reserves	5 Direct Losses Paid (deducting salvage)	6 Direct Losses Incurred	7 Direct Losses Unpaid	8 Direct Defense and Cost Containment Expense Paid	9 Direct Defense and Cost Containment Expense Incurred	10 Direct Defense and Cost Containment Expense Unpaid	11 Commissions and Brokerage Expenses	12 Taxes, Licenses and Fees
	1 Direct Premiums Written	2 Direct Premiums Earned										
1. Fire.....												
2.1 Allied lines.....												
2.2 Multiple peril crop.....												
2.3 Federal flood.....	134,170	128,327		79,496	17,558	(4,942)		1,300	1,300		22,252	2,683
2.4 Private crop.....												
2.5 Private flood.....												
3. Farmowners multiple peril.....												
4. Homeowners multiple peril.....	6,387,800	6,127,361	865	3,347,979	3,106,648	3,500,794	906,600	19,186	25,021	23,999	206,499	313,633
5.1 Commercial multiple peril (non-liability portion).....	280,193	242,127		136,811	19,691	120,045	248,538		432	6,606	65,765	9,338
5.2 Commercial multiple peril (liability portion).....	87,383	76,722		44,742	30,872	79,888	107,018		6,894	21,395	20,736	2,892
6. Mortgage guaranty.....												
8. Ocean marine.....												
9. Inland marine.....	168,190	159,444	41	87,072	42,828	63,704	32,200		340	711	5,703	9,549
10. Financial guaranty.....												
11. Medical professional liability.....												
12. Earthquake.....	31,669	33,032		15,094		(495)	2,890		(24)	87	699	1,562
13. Group accident and health (b).....												
14. Credit A&H (group and individual).....												
15.1 Collectively renewable A&H (b).....												
15.2 Non-cancelable A&H (b).....												
15.3 Guaranteed renewable A&H (b).....												
15.4 Non-renewable for stated reasons only (b).....												
15.5 Other accident only.....												
15.6 Medicare Title XVIII exempt from state taxes or fees.....												
15.7 All other A&H (b).....												
15.8 Federal employees health benefits plan premium.....												
16. Workers' compensation.....												
17.1 Other liability-occurrence.....	26,380	37,233		11,314		182	23,356		29	181	213	(620)
17.2 Other liability-claims-made.....												
17.3 Excess workers' compensation.....												
18. Products liability.....												
19.1 Private passenger auto no-fault (personal injury protection).....												
19.2 Other private passenger auto liability.....											97	
19.3 Commercial auto no-fault (personal injury protection).....												
19.4 Other commercial auto liability.....	46,805	14,995		31,810	1,362	4,629	3,267		272	272	8,229	988
21.1 Private passenger auto physical damage.....												
21.2 Commercial auto physical damage.....	19,380	5,849		13,531	2,026	8,234	6,208		9	9	3,324	405
22. Aircraft (all perils).....												
23. Fidelity.....												
24. Surety.....												
26. Burglary and theft.....												
27. Boiler and machinery.....												
28. Credit.....												
30. Warranty.....												
34. Aggregate write-ins for other lines of business.....	0	0	0	0	0	0	0	0	0	0	0	0
35. TOTALS (a).....	7,181,970	6,825,090	906	3,767,849	3,220,985	3,772,039	1,330,077	20,486	34,273	53,260	333,517	340,430

19.SC

**DETAILS OF WRITE-INS**

3401. MISCELLANEOUS.....												
3402.....												
3403.....												
3498. Summary of remaining write-ins for Line 34 from overflow page.....	0	0	0	0	0	0	0	0	0	0	0	0
3499. TOTALS (Lines 3401 through 3403 plus 3498) (Line 34 above).....	0	0	0	0	0	0	0	0	0	0	0	0

(a) Finance and service charges not included in Lines 1 to 35 \$....7,075.

(b) For health business on indicated lines report: Number of persons insured under PPO managed care products.....0 and number of persons insured under indemnity only products.....0.

**EXHIBIT OF PREMIUMS AND LOSSES (Statutory Page 14)**



NAIC Group Code.....241 NAIC Company Code....26298

BUSINESS IN THE STATE OF SOUTH DAKOTA DURING THE YEAR

19.SD

Line of Business	Gross Premiums, Including Policy and Membership Fees, Less Return Premiums and Premiums on Policies not Taken		3 Dividends Paid or Credited to Policyholders on Direct Business	4 Direct Unearned Premium Reserves	5 Direct Losses Paid (deducting salvage)	6 Direct Losses Incurred	7 Direct Losses Unpaid	8 Direct Defense and Cost Containment Expense Paid	9 Direct Defense and Cost Containment Expense Incurred	10 Direct Defense and Cost Containment Expense Unpaid	11 Commissions and Brokerage Expenses	12 Taxes, Licenses and Fees
	1 Direct Premiums Written	2 Direct Premiums Earned										
1. Fire.....												
2.1 Allied lines.....												
2.2 Multiple peril crop.....												
2.3 Federal flood.....	39,450	39,360		22,021							6,543	986
2.4 Private crop.....												
2.5 Private flood.....												
3. Farmowners multiple peril.....												
4. Homeowners multiple peril.....	3,033,235	3,039,940		1,634,034	2,808,534	2,925,884	550,943	17,086	18,975	14,944	401,861	92,241
5.1 Commercial multiple peril (non-liability portion).....												
5.2 Commercial multiple peril (liability portion).....												
6. Mortgage guaranty.....												
8. Ocean marine.....												
9. Inland marine.....	45,779	47,938		22,406	9,215	431	3,954		(181)	122	5,436	1,563
10. Financial guaranty.....												
11. Medical professional liability.....												
12. Earthquake.....	260	253		124		(18)	27			1	36	8
13. Group accident and health (b).....												
14. Credit A&H (group and individual).....												
15.1 Collectively renewable A&H (b).....												
15.2 Non-cancelable A&H (b).....												
15.3 Guaranteed renewable A&H (b).....												
15.4 Non-renewable for stated reasons only (b).....												
15.5 Other accident only.....												
15.6 Medicare Title XVIII exempt from state taxes or fees.....												
15.7 All other A&H (b).....	2,141	2,170			2,350	3,783	1,581					54
15.8 Federal employees health benefits plan premium.....												
16. Workers' compensation.....												
17.1 Other liability-occurrence.....	53,088	52,871		27,439		(328)	33,604		39	261	6,336	1,031
17.2 Other liability-claims-made.....												
17.3 Excess workers' compensation.....												
18. Products liability.....												
19.1 Private passenger auto no-fault (personal injury protection).....												
19.2 Other private passenger auto liability.....	1,097,529	1,058,174		414,781	715,870	728,230	792,034	13,329	21,684	68,885	149,429	32,781
19.3 Commercial auto no-fault (personal injury protection).....												
19.4 Other commercial auto liability.....												
21.1 Private passenger auto physical damage.....	1,633,015	1,674,503		613,600	1,132,105	1,093,256	48,012	59,186	59,318	176	225,086	48,888
21.2 Commercial auto physical damage.....												
22. Aircraft (all perils).....												
23. Fidelity.....												
24. Surety.....												
26. Burglary and theft.....												
27. Boiler and machinery.....												
28. Credit.....												
30. Warranty.....												
34. Aggregate write-ins for other lines of business.....	0	0	0	0	0	0	0	0	0	0	0	0
35. TOTALS (a).....	5,904,497	5,915,209	0	2,734,405	4,668,074	4,751,238	1,430,155	89,601	99,835	84,389	794,727	177,552

**DETAILS OF WRITE-INS**

3401. MISCELLANEOUS.....												
3402.....												
3403.....												
3498. Summary of remaining write-ins for Line 34 from overflow page.....	0	0	0	0	0	0	0	0	0	0	0	0
3499. TOTALS (Lines 3401 through 3403 plus 3498) (Line 34 above).....	0	0	0	0	0	0	0	0	0	0	0	0

(a) Finance and service charges not included in Lines 1 to 35 \$....6,997.

(b) For health business on indicated lines report: Number of persons insured under PPO managed care products.....0 and number of persons insured under indemnity only products.....0.

**EXHIBIT OF PREMIUMS AND LOSSES (Statutory Page 14)**



NAIC Group Code.....241 NAIC Company Code....26298

BUSINESS IN THE STATE OF TENNESSEE DURING THE YEAR

Line of Business	Gross Premiums, Including Policy and Membership Fees, Less Return Premiums and Premiums on Policies not Taken		3 Dividends Paid or Credited to Policyholders on Direct Business	4 Direct Unearned Premium Reserves	5 Direct Losses Paid (deducting salvage)	6 Direct Losses Incurred	7 Direct Losses Unpaid	8 Direct Defense and Cost Containment Expense Paid	9 Direct Defense and Cost Containment Expense Incurred	10 Direct Defense and Cost Containment Expense Unpaid	11 Commissions and Brokerage Expenses	12 Taxes, Licenses and Fees
	1 Direct Premiums Written	2 Direct Premiums Earned										
1. Fire.....												
2.1 Allied lines.....												
2.2 Multiple peril crop.....												
2.3 Federal flood.....	226,979	225,134		118,615	17,106	17,106					37,644	5,674
2.4 Private crop.....												
2.5 Private flood.....												
3. Farmowners multiple peril.....												
4. Homeowners multiple peril.....	22,910,898	22,287,799	281	12,195,771	10,566,277	12,265,588	4,606,888	101,007	121,097	112,884	2,173,846	719,713
5.1 Commercial multiple peril (non-liability portion).....	124,606	102,605		71,803		6,640	39,700		277	1,654	29,762	2,484
5.2 Commercial multiple peril (liability portion).....	64,542	61,240		38,476	33,836	18,813	27,088	2,969	1,284	6,343	15,334	1,284
6. Mortgage guaranty.....												
8. Ocean marine.....												
9. Inland marine.....	465,600	459,227		237,077	135,329	127,104	19,559		(245)	526	50,487	14,854
10. Financial guaranty.....												
11. Medical professional liability.....												
12. Earthquake.....	546,226	574,765		292,158		(7,384)	21,200		(304)	636	62,409	17,466
13. Group accident and health (b).....												
14. Credit A&H (group and individual).....												
15.1 Collectively renewable A&H (b).....												
15.2 Non-cancelable A&H (b).....												
15.3 Guaranteed renewable A&H (b).....												
15.4 Non-renewable for stated reasons only (b).....												
15.5 Other accident only.....												
15.6 Medicare Title XVIII exempt from state taxes or fees.....												
15.7 All other A&H (b).....	1,225,442	1,329,075			422,094	362,042	53,771					30,636
15.8 Federal employees health benefits plan premium.....												
16. Workers' compensation.....												
17.1 Other liability-occurrence.....	1,049,757	1,007,144	20	546,125		513,359	1,158,129		4,771	8,994	127,449	29,498
17.2 Other liability-claims-made.....												
17.3 Excess workers' compensation.....												
18. Products liability.....												
19.1 Private passenger auto no-fault (personal injury protection).....												
19.2 Other private passenger auto liability.....	38,486	44,529		12,337	12,996	1,342	17,469	6,038	5,210	1,682	17,752	1,051
19.3 Commercial auto no-fault (personal injury protection).....												
19.4 Other commercial auto liability.....												
21.1 Private passenger auto physical damage.....	34,703	39,066		10,301	(10,068)	(7,392)	352	110	22	(5)	12,451	980
21.2 Commercial auto physical damage.....												
22. Aircraft (all perils).....												
23. Fidelity.....												
24. Surety.....												
26. Burglary and theft.....												
27. Boiler and machinery.....												
28. Credit.....												
30. Warranty.....												
34. Aggregate write-ins for other lines of business.....	0	0	0	0	0	0	0	0	0	0	0	0
35. TOTALS (a).....	26,687,239	26,130,584	301	13,522,663	11,177,570	13,297,218	5,944,156	110,124	132,112	132,714	2,527,134	823,640

19.TN

**DETAILS OF WRITE-INS**

3401. MISCELLANEOUS.....												
3402.....												
3403.....												
3498. Summary of remaining write-ins for Line 34 from overflow page.....	0	0	0	0	0	0	0	0	0	0	0	0
3499. TOTALS (Lines 3401 through 3403 plus 3498) (Line 34 above).....	0	0	0	0	0	0	0	0	0	0	0	0

(a) Finance and service charges not included in Lines 1 to 35 \$.....20,083.

(b) For health business on indicated lines report: Number of persons insured under PPO managed care products.....0 and number of persons insured under indemnity only products.....0.

**EXHIBIT OF PREMIUMS AND LOSSES (Statutory Page 14)**



NAIC Group Code.....241 NAIC Company Code....26298

BUSINESS IN THE STATE OF TEXAS DURING THE YEAR

Line of Business	Gross Premiums, Including Policy and Membership Fees, Less Return Premiums and Premiums on Policies not Taken		3 Dividends Paid or Credited to Policyholders on Direct Business	4 Direct Unearned Premium Reserves	5 Direct Losses Paid (deducting salvage)	6 Direct Losses Incurred	7 Direct Losses Unpaid	8 Direct Defense and Cost Containment Expense Paid	9 Direct Defense and Cost Containment Expense Incurred	10 Direct Defense and Cost Containment Expense Unpaid	11 Commissions and Brokerage Expenses	12 Taxes, Licenses and Fees
	1 Direct Premiums Written	2 Direct Premiums Earned										
1. Fire.....												
2.1 Allied lines.....												
2.2 Multiple peril crop.....												
2.3 Federal flood.....	1,140,873	1,153,500		674,508	6,078,209	2,586,748	263,134	233,496	233,496		189,211	22,817
2.4 Private crop.....												
2.5 Private flood.....												
3. Farmowners multiple peril.....												
4. Homeowners multiple peril.....									1		1,667	6,417
5.1 Commercial multiple peril (non-liability portion).....	3,124,351	2,651,584		1,576,337	604,357	1,261,967	1,177,488	3,581	24,970	30,576	769,082	74,483
5.2 Commercial multiple peril (liability portion).....	940,693	844,608		478,191	820,043	974,633	883,578	17,179	67,158	96,684	234,465	22,483
6. Mortgage guaranty.....												
8. Ocean marine.....												
9. Inland marine.....	200,796	192,603		94,562	111,607	101,134	11,681		(304)	301	10,262	9,991
10. Financial guaranty.....												
11. Medical professional liability.....												
12. Earthquake.....												
13. Group accident and health (b).....												
14. Credit A&H (group and individual).....												
15.1 Collectively renewable A&H (b).....												
15.2 Non-cancelable A&H (b).....												
15.3 Guaranteed renewable A&H (b).....												
15.4 Non-renewable for stated reasons only (b).....												
15.5 Other accident only.....												
15.6 Medicare Title XVIII exempt from state taxes or fees.....												
15.7 All other A&H (b).....												
15.8 Federal employees health benefits plan premium.....												
16. Workers' compensation.....												
17.1 Other liability-occurrence.....	1,924,471	2,101,404		995,936	2,961,264	943,016	1,872,589		(10,942)	14,542	166,489	72,385
17.2 Other liability-claims-made.....												
17.3 Excess workers' compensation.....												
18. Products liability.....												
19.1 Private passenger auto no-fault (personal injury protection).....	31,738	32,720		7,576	21,771	17,390	3,511		(934)	669	2,084	1,042
19.2 Other private passenger auto liability.....	419,845	432,737		100,870	346,797	313,325	235,615	4,918	4,283	20,289	36,333	13,776
19.3 Commercial auto no-fault (personal injury protection).....	52,079	36,874		24,782	12,528	74,827	68,070		4,392	5,475	10,881	1,108
19.4 Other commercial auto liability.....	5,979,033	3,853,871		3,352,346	1,549,800	3,007,211	2,280,863	12,084	76,598	73,358	1,278,298	125,783
21.1 Private passenger auto physical damage.....	508,039	518,333		123,594	209,021	127,105	6,322	410	(230)	47	46,074	16,665
21.2 Commercial auto physical damage.....	1,945,765	1,368,986		1,038,834	1,150,056	2,384,619	1,586,107	100	(67)	2,102	409,133	40,896
22. Aircraft (all perils).....												
23. Fidelity.....												
24. Surety.....												
26. Burglary and theft.....												
27. Boiler and machinery.....												
28. Credit.....												
30. Warranty.....												
34. Aggregate write-ins for other lines of business.....	0	0	0	0	0	0	0	0	0	0	0	0
35. TOTALS (a).....	16,267,683	13,187,220	0	8,467,536	13,865,453	11,791,975	8,388,958	271,768	398,421	244,043	3,153,979	407,846

**DETAILS OF WRITE-INS**

3401. MISCELLANEOUS.....												
3402. ....												
3403. ....												
3498. Summary of remaining write-ins for Line 34 from overflow page.....	0	0	0	0	0	0	0	0	0	0	0	0
3499. TOTALS (Lines 3401 through 3403 plus 3498) (Line 34 above).....	0	0	0	0	0	0	0	0	0	0	0	0

(a) Finance and service charges not included in Lines 1 to 35 \$....56,057.

(b) For health business on indicated lines report: Number of persons insured under PPO managed care products.....0 and number of persons insured under indemnity only products.....0.

19.TX

**EXHIBIT OF PREMIUMS AND LOSSES (Statutory Page 14)**



NAIC Group Code.....241 NAIC Company Code....26298

BUSINESS IN THE STATE OF UTAH DURING THE YEAR

19.UT

Line of Business	Gross Premiums, Including Policy and Membership Fees, Less Return Premiums and Premiums on Policies not Taken		3 Dividends Paid or Credited to Policyholders on Direct Business	4 Direct Unearned Premium Reserves	5 Direct Losses Paid (deducting salvage)	6 Direct Losses Incurred	7 Direct Losses Unpaid	8 Direct Defense and Cost Containment Expense Paid	9 Direct Defense and Cost Containment Expense Incurred	10 Direct Defense and Cost Containment Expense Unpaid	11 Commissions and Brokerage Expenses	12 Taxes, Licenses and Fees
	1 Direct Premiums Written	2 Direct Premiums Earned										
1. Fire.....												
2.1 Allied lines.....												
2.2 Multiple peril crop.....												
2.3 Federal flood.....	44,266	40,488		28,697							7,341	996
2.4 Private crop.....												
2.5 Private flood.....												
3. Farmowners multiple peril.....												
4. Homeowners multiple peril.....	6,071,567	5,918,320		3,229,641	3,573,943	3,490,483	883,296	56,551	48,600	32,116	699,179	158,958
5.1 Commercial multiple peril (non-liability portion).....	70,963	60,649		37,517		29,106	46,814		213	951	17,687	1,425
5.2 Commercial multiple peril (liability portion).....	108,776	96,257		53,951	46,871	56,371	33,054		2,293	8,182	27,980	2,225
6. Mortgage guaranty.....												
8. Ocean marine.....												
9. Inland marine.....	161,627	161,628		79,910	70,958	177,724	115,863		1,859	2,177	14,969	3,988
10. Financial guaranty.....												
11. Medical professional liability.....												
12. Earthquake.....	322,991	322,073		169,378		(1,798)	21,615		(122)	649	35,843	8,341
13. Group accident and health (b).....												
14. Credit A&H (group and individual).....												
15.1 Collectively renewable A&H (b).....												
15.2 Non-cancelable A&H (b).....												
15.3 Guaranteed renewable A&H (b).....												
15.4 Non-renewable for stated reasons only (b).....												
15.5 Other accident only.....												
15.6 Medicare Title XVIII exempt from state taxes or fees.....												
15.7 All other A&H (b).....	1,001,402	1,079,373			555,152	560,252	124,756					22,532
15.8 Federal employees health benefits plan premium.....												
16. Workers' compensation.....												
17.1 Other liability-occurrence.....	475,886	467,866		239,303	650,000	(216,499)	310,179		(5,298)	2,409	43,775	10,077
17.2 Other liability-claims-made.....												
17.3 Excess workers' compensation.....												
18. Products liability.....												
19.1 Private passenger auto no-fault (personal injury protection).....	1,924	1,482		547	29	49	(16)		4	(3)	149	53
19.2 Other private passenger auto liability.....	29,847	34,429		8,599	1,482	1,003	3,487		(9)	271	2,268	815
19.3 Commercial auto no-fault (personal injury protection).....												
19.4 Other commercial auto liability.....												
21.1 Private passenger auto physical damage.....	25,036	28,142		7,881	721	1,993	1,210		(7)	(1)	1,181	659
21.2 Commercial auto physical damage.....												
22. Aircraft (all perils).....												
23. Fidelity.....												
24. Surety.....												
26. Burglary and theft.....												
27. Boiler and machinery.....												
28. Credit.....												
30. Warranty.....												
34. Aggregate write-ins for other lines of business.....	0	0	0	0	0	0	0	0	0	0	0	0
35. TOTALS (a).....	8,314,285	8,210,707	0	3,855,424	4,899,156	4,098,684	1,540,258	56,551	47,533	46,751	850,372	210,069

**DETAILS OF WRITE-INS**

3401. MISCELLANEOUS.....												
3402. ....												
3403. ....												
3498. Summary of remaining write-ins for Line 34 from overflow page.....	0	0	0	0	0	0	0	0	0	0	0	0
3499. TOTALS (Lines 3401 through 3403 plus 3498) (Line 34 above).....	0	0	0	0	0	0	0	0	0	0	0	0

(a) Finance and service charges not included in Lines 1 to 35 \$....14,000.

(b) For health business on indicated lines report: Number of persons insured under PPO managed care products.....0 and number of persons insured under indemnity only products.....0.

**EXHIBIT OF PREMIUMS AND LOSSES (Statutory Page 14)**



NAIC Group Code.....241 NAIC Company Code....26298

BUSINESS IN THE STATE OF VIRGINIA DURING THE YEAR

Line of Business	Gross Premiums, Including Policy and Membership Fees, Less Return Premiums and Premiums on Policies not Taken		3 Dividends Paid or Credited to Policyholders on Direct Business	4 Direct Unearned Premium Reserves	5 Direct Losses Paid (deducting salvage)	6 Direct Losses Incurred	7 Direct Losses Unpaid	8 Direct Defense and Cost Containment Expense Paid	9 Direct Defense and Cost Containment Expense Incurred	10 Direct Defense and Cost Containment Expense Unpaid	11 Commissions and Brokerage Expenses	12 Taxes, Licenses and Fees
	1 Direct Premiums Written	2 Direct Premiums Earned										
1. Fire.....	95,610	99,531		50,299	51,429	57,659	18,686	7,500	7,932	3,055	22,853	3,305
2.1 Allied lines.....												
2.2 Multiple peril crop.....												
2.3 Federal flood.....	185,797	176,533		120,477	112,587	127,587	15,000				30,814	4,180
2.4 Private crop.....												
2.5 Private flood.....												
3. Farmowners multiple peril.....												
4. Homeowners multiple peril.....	14,740,844	14,734,772	764	7,696,142	12,363,952	12,780,569	2,505,504	20,687	31,787	67,584	595,558	509,624
5.1 Commercial multiple peril (non-liability portion).....												
5.2 Commercial multiple peril (liability portion).....												
6. Mortgage guaranty.....												
8. Ocean marine.....												
9. Inland marine.....	400,802	400,376		205,668	143,727	132,341	39,772		(159)	1,114	16,271	13,571
10. Financial guaranty.....												
11. Medical professional liability.....												
12. Earthquake.....	42,637	39,182		22,583		1,200	3,386		29	101	1,964	1,484
13. Group accident and health (b).....												
14. Credit A&H (group and individual).....												
15.1 Collectively renewable A&H (b).....												
15.2 Non-cancelable A&H (b).....												
15.3 Guaranteed renewable A&H (b).....												
15.4 Non-renewable for stated reasons only (b).....												
15.5 Other accident only.....												
15.6 Medicare Title XVIII exempt from state taxes or fees.....												
15.7 All other A&H (b).....	988,586	1,078,013			264,950	254,645	85,034					22,243
15.8 Federal employees health benefits plan premium.....												
16. Workers' compensation.....												
17.1 Other liability-occurrence.....	526,263	517,266	55	266,314	93,000	(62,951)	336,153		(612)	2,611	25,019	10,995
17.2 Other liability-claims-made.....												
17.3 Excess workers' compensation.....												
18. Products liability.....												
19.1 Private passenger auto no-fault (personal injury protection).....						(1)	35			7		
19.2 Other private passenger auto liability.....	306,175	316,220		80,725	127,756	103,731	79,353		(2,645)	5,325	13,370	7,849
19.3 Commercial auto no-fault (personal injury protection).....												
19.4 Other commercial auto liability.....												
21.1 Private passenger auto physical damage.....	245,908	246,935		65,457	63,807	79,700	15,639	220	(395)	(452)	10,387	6,289
21.2 Commercial auto physical damage.....												
22. Aircraft (all perils).....												
23. Fidelity.....												
24. Surety.....												
26. Burglary and theft.....												
27. Boiler and machinery.....												
28. Credit.....												
30. Warranty.....												
34. Aggregate write-ins for other lines of business.....	0	0	0	0	0	0	0	0	0	0	0	0
35. TOTALS (a).....	17,532,622	17,608,828	819	8,507,665	13,221,208	13,474,480	3,098,562	28,407	35,937	79,345	716,236	579,540

**DETAILS OF WRITE-INS**

3401. MISCELLANEOUS.....												
3402. ....												
3403. ....												
3498. Summary of remaining write-ins for Line 34 from overflow page.....	0	0	0	0	0	0	0	0	0	0	0	0
3499. TOTALS (Lines 3401 through 3403 plus 3498) (Line 34 above).....	0	0	0	0	0	0	0	0	0	0	0	0

(a) Finance and service charges not included in Lines 1 to 35 \$....31,094.

(b) For health business on indicated lines report: Number of persons insured under PPO managed care products.....0 and number of persons insured under indemnity only products.....0.

19.VA



**EXHIBIT OF PREMIUMS AND LOSSES (Statutory Page 14)**



NAIC Group Code.....241 NAIC Company Code....26298

BUSINESS IN THE STATE OF VERMONT DURING THE YEAR

Line of Business	Gross Premiums, Including Policy and Membership Fees, Less Return Premiums and Premiums on Policies not Taken		3 Dividends Paid or Credited to Policyholders on Direct Business	4 Direct Unearned Premium Reserves	5 Direct Losses Paid (deducting salvage)	6 Direct Losses Incurred	7 Direct Losses Unpaid	8 Direct Defense and Cost Containment Expense Paid	9 Direct Defense and Cost Containment Expense Incurred	10 Direct Defense and Cost Containment Expense Unpaid	11 Commissions and Brokerage Expenses	12 Taxes, Licenses and Fees
	1 Direct Premiums Written	2 Direct Premiums Earned										
1. Fire.....												
2.1 Allied lines.....												
2.2 Multiple peril crop.....												
2.3 Federal flood.....	18,954	19,738		10,291							3,143	379
2.4 Private crop.....												
2.5 Private flood.....												
3. Farmowners multiple peril.....												
4. Homeowners multiple peril.....	2,038,178	2,053,816		1,098,588	590,774	842,174	779,532	7,533	9,511	16,298	146,274	53,139
5.1 Commercial multiple peril (non-liability portion).....	1,960	2,477		1,053		(826)	976		(34)	41	631	30
5.2 Commercial multiple peril (liability portion).....	3,083	3,680		1,628		(781)	1,597		(195)	399	727	86
6. Mortgage guaranty.....												
8. Ocean marine.....												
9. Inland marine.....	48,043	45,351		24,922	680	(1,780)	2,457		(91)	72	2,781	1,084
10. Financial guaranty.....												
11. Medical professional liability.....												
12. Earthquake.....	2,615	2,586		1,268		(153)	135		(5)	4	157	67
13. Group accident and health (b).....												
14. Credit A&H (group and individual).....												
15.1 Collectively renewable A&H (b).....												
15.2 Non-cancelable A&H (b).....												
15.3 Guaranteed renewable A&H (b).....												
15.4 Non-renewable for stated reasons only (b).....												
15.5 Other accident only.....												
15.6 Medicare Title XVIII exempt from state taxes or fees.....												
15.7 All other A&H (b).....												
15.8 Federal employees health benefits plan premium.....												
16. Workers' compensation.....												
17.1 Other liability-occurrence.....	94,784	93,650	13	48,525		(8,622)	66,126		24	514	6,375	1,423
17.2 Other liability-claims-made.....												
17.3 Excess workers' compensation.....												
18. Products liability.....												
19.1 Private passenger auto no-fault (personal injury protection).....												
19.2 Other private passenger auto liability.....	1,383,778	1,410,806		585,506	881,339	666,009	776,764	28,337	19,003	70,343	84,347	35,635
19.3 Commercial auto no-fault (personal injury protection).....												
19.4 Other commercial auto liability.....												
21.1 Private passenger auto physical damage.....	1,877,303	1,878,389		805,647	767,286	759,664	34,702	1,624	1,538	(286)	116,194	48,491
21.2 Commercial auto physical damage.....												
22. Aircraft (all perils).....												
23. Fidelity.....												
24. Surety.....												
26. Burglary and theft.....												
27. Boiler and machinery.....												
28. Credit.....												
30. Warranty.....												
34. Aggregate write-ins for other lines of business.....	0	0	0	0	0	0	0	0	0	0	0	0
35. TOTALS (a).....	5,468,698	5,510,493	13	2,577,428	2,240,079	2,255,685	1,662,289	37,494	29,751	87,385	360,629	140,334

**DETAILS OF WRITE-INS**

3401. MISCELLANEOUS.....												
3402.....												
3403.....												
3498. Summary of remaining write-ins for Line 34 from overflow page.....	0	0	0	0	0	0	0	0	0	0	0	0
3499. TOTALS (Lines 3401 through 3403 plus 3498) (Line 34 above).....	0	0	0	0	0	0	0	0	0	0	0	0

(a) Finance and service charges not included in Lines 1 to 35 \$.....38,007.

(b) For health business on indicated lines report: Number of persons insured under PPO managed care products.....0 and number of persons insured under indemnity only products.....0.

19.VT

**EXHIBIT OF PREMIUMS AND LOSSES (Statutory Page 14)**



NAIC Group Code.....241 NAIC Company Code....26298

BUSINESS IN THE STATE OF WASHINGTON DURING THE YEAR

Line of Business	Gross Premiums, Including Policy and Membership Fees, Less Return Premiums and Premiums on Policies not Taken		3 Dividends Paid or Credited to Policyholders on Direct Business	4 Direct Unearned Premium Reserves	5 Direct Losses Paid (deducting salvage)	6 Direct Losses Incurred	7 Direct Losses Unpaid	8 Direct Defense and Cost Containment Expense Paid	9 Direct Defense and Cost Containment Expense Incurred	10 Direct Defense and Cost Containment Expense Unpaid	11 Commissions and Brokerage Expenses	12 Taxes, Licenses and Fees
	1 Direct Premiums Written	2 Direct Premiums Earned										
1. Fire.....												
2.1 Allied lines.....												
2.2 Multiple peril crop.....												
2.3 Federal flood.....	344,557	356,020		195,748	198	198					57,144	7,318
2.4 Private crop.....												
2.5 Private flood.....												
3. Farmowners multiple peril.....												
4. Homeowners multiple peril.....	32,603,831	32,775,718	76	17,135,463	25,387,131	20,930,991	8,802,891	272,870	164,657	212,460	3,167,134	844,539
5.1 Commercial multiple peril (non-liability portion).....	46,064	14,639		32,707	4,222	4,222			176	176	9,336	984
5.2 Commercial multiple peril (liability portion).....	62,808	15,573		47,839	3,725	3,725			931	931	10,139	1,172
6. Mortgage guaranty.....												
8. Ocean marine.....												
9. Inland marine.....	748,580	773,479	49	374,849	290,473	265,912	28,511		(676)	984	74,393	20,089
10. Financial guaranty.....												
11. Medical professional liability.....												
12. Earthquake.....	2,337,640	2,374,993		1,199,819		(29,002)	119,742		(1,296)	3,599	253,882	60,789
13. Group accident and health (b).....												
14. Credit A&H (group and individual).....												
15.1 Collectively renewable A&H (b).....												
15.2 Non-cancelable A&H (b).....												
15.3 Guaranteed renewable A&H (b).....												
15.4 Non-renewable for stated reasons only (b).....												
15.5 Other accident only.....												
15.6 Medicare Title XVIII exempt from state taxes or fees.....												
15.7 All other A&H (b).....												
15.8 Federal employees health benefits plan premium.....												
16. Workers' compensation.....												
17.1 Other liability-occurrence.....	1,903,582	1,935,974	157	963,176	778,710	1,068,529	2,702,941	20,181	25,367	20,991	206,988	45,994
17.2 Other liability-claims-made.....												
17.3 Excess workers' compensation.....												
18. Products liability.....												
19.1 Private passenger auto no-fault (personal injury protection).....	20,788	22,129		5,590	6,599	13,461	(52)		1,395	(10)	1,203	514
19.2 Other private passenger auto liability.....	161,924	171,366		42,834	227,899	42,743	135,432	4,214	(11,052)	11,291	9,179	4,003
19.3 Commercial auto no-fault (personal injury protection).....	12,676	10,472		6,465	2,657	9,479	8,757		1,205	1,568	3,531	265
19.4 Other commercial auto liability.....	896,639	618,524		428,249	171,547	364,022	256,263		9,464	11,837	250,934	18,952
21.1 Private passenger auto physical damage.....	83,867	88,838		23,253	21,679	29,213	(1,867)	220	26	168	4,136	2,073
21.2 Commercial auto physical damage.....	322,605	221,972		154,461	167,391	408,057	261,249		295	325	88,899	6,820
22. Aircraft (all perils).....												
23. Fidelity.....												
24. Surety.....												
26. Burglary and theft.....												
27. Boiler and machinery.....												
28. Credit.....												
30. Warranty.....												
34. Aggregate write-ins for other lines of business.....	0	0	0	0	0	0	0	0	0	0	0	0
35. TOTALS (a).....	39,545,561	39,379,697	282	20,610,453	27,054,284	23,111,550	12,321,814	297,485	190,492	264,320	4,136,898	1,013,512

**DETAILS OF WRITE-INS**

3401. MISCELLANEOUS.....												
3402.....												
3403.....												
3498. Summary of remaining write-ins for Line 34 from overflow page.....	0	0	0	0	0	0	0	0	0	0	0	0
3499. TOTALS (Lines 3401 through 3403 plus 3498) (Line 34 above).....	0	0	0	0	0	0	0	0	0	0	0	0

(a) Finance and service charges not included in Lines 1 to 35 \$.....9,527.

(b) For health business on indicated lines report: Number of persons insured under PPO managed care products.....0 and number of persons insured under indemnity only products.....0.

19.W/A

**EXHIBIT OF PREMIUMS AND LOSSES (Statutory Page 14)**



NAIC Group Code.....241 NAIC Company Code....26298

BUSINESS IN THE STATE OF WISCONSIN DURING THE YEAR

19.W.I

Line of Business	Gross Premiums, Including Policy and Membership Fees, Less Return Premiums and Premiums on Policies not Taken		3 Dividends Paid or Credited to Policyholders on Direct Business	4 Direct Unearned Premium Reserves	5 Direct Losses Paid (deducting salvage)	6 Direct Losses Incurred	7 Direct Losses Unpaid	8 Direct Defense and Cost Containment Expense Paid	9 Direct Defense and Cost Containment Expense Incurred	10 Direct Defense and Cost Containment Expense Unpaid	11 Commissions and Brokerage Expenses	12 Taxes, Licenses and Fees
	1 Direct Premiums Written	2 Direct Premiums Earned										
1. Fire.....												
2.1 Allied lines.....												
2.2 Multiple peril crop.....												
2.3 Federal flood.....	99,988	86,867		57,659							16,583	2,000
2.4 Private crop.....												
2.5 Private flood.....												
3. Farmowners multiple peril.....												
4. Homeowners multiple peril.....	10,509,608	10,390,260	168	5,543,768	4,097,423	3,840,477	910,770	38,357	23,556	26,895	1,231,927	255,730
5.1 Commercial multiple peril (non-liability portion).....	108,524	99,315		40,117	7,581	29,566			(296)	57	26,927	2,168
5.2 Commercial multiple peril (liability portion).....	114,521	102,089		47,144	43,533	68,132	44,105		(2,950)	652	28,036	2,294
6. Mortgage guaranty.....												
8. Ocean marine.....												
9. Inland marine.....	451,587	454,383		227,947	211,108	214,712	27,792	2,268	1,498	83	47,276	10,427
10. Financial guaranty.....												
11. Medical professional liability.....												
12. Earthquake.....	1,769	1,772		1,111		(39)	105		(2)	2	238	44
13. Group accident and health (b).....												
14. Credit A&H (group and individual).....												
15.1 Collectively renewable A&H (b).....												
15.2 Non-cancelable A&H (b).....												
15.3 Guaranteed renewable A&H (b).....												
15.4 Non-renewable for stated reasons only (b).....												
15.5 Other accident only.....												
15.6 Medicare Title XVIII exempt from state taxes or fees.....												
15.7 All other A&H (b).....	1,096,552	1,165,626			345,796	385,198	126,168					21,931
15.8 Federal employees health benefits plan premium.....												
16. Workers' compensation.....												
17.1 Other liability-occurrence.....	1,105,205	1,127,344		561,551		(11,398)	937,372		(6,072)	142	127,772	21,506
17.2 Other liability-claims-made.....												
17.3 Excess workers' compensation.....												
18. Products liability.....												
19.1 Private passenger auto no-fault (personal injury protection).....												
19.2 Other private passenger auto liability.....	6,107,331	5,918,261		2,925,702	4,547,795	2,374,622	3,835,575	215,841	(240,285)	44,293	728,119	151,798
19.3 Commercial auto no-fault (personal injury protection).....												
19.4 Other commercial auto liability.....	48,508	13,992		34,516	1,574	4,470	2,896				10,746	1,017
21.1 Private passenger auto physical damage.....	5,672,417	5,544,595		2,745,730	2,850,727	2,814,439	(64,483)	7,326	2,836	(136)	680,791	140,866
21.2 Commercial auto physical damage.....	18,436	5,688		12,748	3,752	8,241	4,489				4,336	389
22. Aircraft (all perils).....												
23. Fidelity.....												
24. Surety.....												
26. Burglary and theft.....												
27. Boiler and machinery.....												
28. Credit.....												
30. Warranty.....												
34. Aggregate write-ins for other lines of business.....	0	0	0	0	0	0	0	0	0	0	0	0
35. TOTALS (a).....	25,334,446	24,910,192	168	12,197,993	12,101,708	9,706,435	5,854,355	263,792	(221,715)	71,988	2,902,751	610,170

**DETAILS OF WRITE-INS**

3401. MISCELLANEOUS.....												
3402.....												
3403.....												
3498. Summary of remaining write-ins for Line 34 from overflow page.....	0	0	0	0	0	0	0	0	0	0	0	0
3499. TOTALS (Lines 3401 through 3403 plus 3498) (Line 34 above).....	0	0	0	0	0	0	0	0	0	0	0	0

(a) Finance and service charges not included in Lines 1 to 35 \$.....80,095.

(b) For health business on indicated lines report: Number of persons insured under PPO managed care products.....0 and number of persons insured under indemnity only products.....0.

**EXHIBIT OF PREMIUMS AND LOSSES (Statutory Page 14)**



NAIC Group Code.....241 NAIC Company Code....26298

BUSINESS IN THE STATE OF WEST VIRGINIA DURING THE YEAR

Line of Business	Gross Premiums, Including Policy and Membership Fees, Less Return Premiums and Premiums on Policies not Taken		3 Dividends Paid or Credited to Policyholders on Direct Business	4 Direct Unearned Premium Reserves	5 Direct Losses Paid (deducting salvage)	6 Direct Losses Incurred	7 Direct Losses Unpaid	8 Direct Defense and Cost Containment Expense Paid	9 Direct Defense and Cost Containment Expense Incurred	10 Direct Defense and Cost Containment Expense Unpaid	11 Commissions and Brokerage Expenses	12 Taxes, Licenses and Fees
	1 Direct Premiums Written	2 Direct Premiums Earned										
1. Fire.....												
2.1 Allied lines.....												
2.2 Multiple peril crop.....												
2.3 Federal flood.....	14,235	19,511		7,430	15,057	15,057					2,361	427
2.4 Private crop.....												
2.5 Private flood.....												
3. Farmowners multiple peril.....												
4. Homeowners multiple peril.....	2,662,489	2,759,533	212	1,357,160	1,184,743	1,761,030	1,092,217	87,004	102,629	31,874	123,339	117,141
5.1 Commercial multiple peril (non-liability portion).....	5,566	4,167		2,097		1,132	1,367		1,222	1,232	1,203	109
5.2 Commercial multiple peril (liability portion).....	9,887	7,655		3,810		(52)	2,607		7,611	8,276	1,964	194
6. Mortgage guaranty.....												
8. Ocean marine.....												
9. Inland marine.....	19,719	19,891		11,005	7,000	9,706	3,919		770	810	888	703
10. Financial guaranty.....												
11. Medical professional liability.....												
12. Earthquake.....	946	959		660		(28)	64			3	41	41
13. Group accident and health (b).....												
14. Credit A&H (group and individual).....												
15.1 Collectively renewable A&H (b).....												
15.2 Non-cancelable A&H (b).....												
15.3 Guaranteed renewable A&H (b).....												
15.4 Non-renewable for stated reasons only (b).....												
15.5 Other accident only.....												
15.6 Medicare Title XVIII exempt from state taxes or fees.....												
15.7 All other A&H (b).....												
15.8 Federal employees health benefits plan premium.....												
16. Workers' compensation.....												
17.1 Other liability-occurrence.....	21,538	24,251		10,262		(3,924)	18,310		7,134	7,280	1,385	1,049
17.2 Other liability-claims-made.....												
17.3 Excess workers' compensation.....												
18. Products liability.....												
19.1 Private passenger auto no-fault (personal injury protection).....												
19.2 Other private passenger auto liability.....	1,500,218	1,461,060		587,340	1,464,904	1,267,699	563,379	25,603	308,397	342,840	88,632	62,801
19.3 Commercial auto no-fault (personal injury protection).....												
19.4 Other commercial auto liability.....									234	234		
21.1 Private passenger auto physical damage.....	1,360,246	1,354,077		483,943	578,229	518,434	26,469	994	7,408	5,091	95,244	57,917
21.2 Commercial auto physical damage.....									8	8		
22. Aircraft (all perils).....												
23. Fidelity.....												
24. Surety.....												
26. Burglary and theft.....												
27. Boiler and machinery.....												
28. Credit.....												
30. Warranty.....												
34. Aggregate write-ins for other lines of business.....	0	0	0	0	0	0	0	0	0	0	0	0
35. TOTALS (a).....	5,594,844	5,651,104	212	2,463,707	3,249,933	3,569,054	1,708,332	113,601	435,413	397,648	315,057	240,382

**DETAILS OF WRITE-INS**

3401. MISCELLANEOUS.....												
3402.....												
3403.....												
3498. Summary of remaining write-ins for Line 34 from overflow page.....	0	0	0	0	0	0	0	0	0	0	0	0
3499. TOTALS (Lines 3401 through 3403 plus 3498) (Line 34 above).....	0	0	0	0	0	0	0	0	0	0	0	0

(a) Finance and service charges not included in Lines 1 to 35 \$....10,023.

(b) For health business on indicated lines report: Number of persons insured under PPO managed care products.....0 and number of persons insured under indemnity only products.....0.

19.WV

**EXHIBIT OF PREMIUMS AND LOSSES (Statutory Page 14)**



NAIC Group Code.....241 NAIC Company Code....26298

BUSINESS IN THE STATE OF WYOMING DURING THE YEAR

Line of Business	Gross Premiums, Including Policy and Membership Fees, Less Return Premiums and Premiums on Policies not Taken		3 Dividends Paid or Credited to Policyholders on Direct Business	4 Direct Unearned Premium Reserves	5 Direct Losses Paid (deducting salvage)	6 Direct Losses Incurred	7 Direct Losses Unpaid	8 Direct Defense and Cost Containment Expense Paid	9 Direct Defense and Cost Containment Expense Incurred	10 Direct Defense and Cost Containment Expense Unpaid	11 Commissions and Brokerage Expenses	12 Taxes, Licenses and Fees
	1 Direct Premiums Written	2 Direct Premiums Earned										
1. Fire.....												
2.1 Allied lines.....												
2.2 Multiple peril crop.....												
2.3 Federal flood.....	13,212	10,053		8,607	6,802	6,802					2,191	264
2.4 Private crop.....												
2.5 Private flood.....												
3. Farmowners multiple peril.....												
4. Homeowners multiple peril.....	2,813,414	2,849,420		1,467,769	2,390,109	2,429,110	306,162	11,401	6,143	8,373	324,226	64,875
5.1 Commercial multiple peril (non-liability portion).....												
5.2 Commercial multiple peril (liability portion).....												
6. Mortgage guaranty.....												
8. Ocean marine.....												
9. Inland marine.....	37,164	39,880		18,838	7,345	9,014	3,547		44	106	4,087	866
10. Financial guaranty.....												
11. Medical professional liability.....												
12. Earthquake.....	3,460	3,339		1,682		135	303		4	9	230	77
13. Group accident and health (b).....												
14. Credit A&H (group and individual).....												
15.1 Collectively renewable A&H (b).....												
15.2 Non-cancelable A&H (b).....												
15.3 Guaranteed renewable A&H (b).....												
15.4 Non-renewable for stated reasons only (b).....												
15.5 Other accident only.....												
15.6 Medicare Title XVIII exempt from state taxes or fees.....												
15.7 All other A&H (b).....												
15.8 Federal employees health benefits plan premium.....												
16. Workers' compensation.....												
17.1 Other liability-occurrence.....	41,266	39,865		20,103		(2,193)	27,092		18	210	5,133	731
17.2 Other liability-claims-made.....												
17.3 Excess workers' compensation.....												
18. Products liability.....												
19.1 Private passenger auto no-fault (personal injury protection).....												
19.2 Other private passenger auto liability.....	1,611,204	1,664,432		695,943	970,237	440,957	931,771	24,772	(15,000)	77,161	161,649	37,490
19.3 Commercial auto no-fault (personal injury protection).....												
19.4 Other commercial auto liability.....												
21.1 Private passenger auto physical damage.....	2,929,847	2,939,019		1,263,480	2,144,671	2,132,527	53,703	1,216	3,761	1,548	289,335	67,909
21.2 Commercial auto physical damage.....												
22. Aircraft (all perils).....												
23. Fidelity.....												
24. Surety.....												
26. Burglary and theft.....												
27. Boiler and machinery.....												
28. Credit.....												
30. Warranty.....												
34. Aggregate write-ins for other lines of business.....	0	0	0	0	0	0	0	0	0	0	0	0
35. TOTALS (a).....	7,449,567	7,546,008	0	3,476,422	5,519,164	5,016,352	1,322,578	37,389	(5,030)	87,407	786,851	172,212

**DETAILS OF WRITE-INS**

3401. MISCELLANEOUS.....												
3402. ....												
3403. ....												
3498. Summary of remaining write-ins for Line 34 from overflow page.....	0	0	0	0	0	0	0	0	0	0	0	0
3499. TOTALS (Lines 3401 through 3403 plus 3498) (Line 34 above).....	0	0	0	0	0	0	0	0	0	0	0	0

(a) Finance and service charges not included in Lines 1 to 35 \$....19,884.

(b) For health business on indicated lines report: Number of persons insured under PPO managed care products.....0 and number of persons insured under indemnity only products.....0.

19.WY

**Metropolitan Property and Casualty Insurance Company**

**SCHEDULE F - PART 1**

Assumed Reinsurance as of December 31, Current Year (\$000 Omitted)

1 ID Number	2 NAIC Company Code	3 Name of Reinsured	4 Domiciliary Jurisdiction	5 Assumed Premium	Reinsurance On			9 Contingent Commissions Payable	10 Assumed Premiums Receivable	11 Unearned Premium	12 Funds Held by or Deposited With Reinsured Companies	13 Letters of Credit Posted	14 Amount of Assets Pledged or Compensating Balances to Secure Letters of Credit	15 Amount of Assets Pledged or Collateral Held in Trust
					6 Paid Losses and Loss Adjustment Expenses	7 Known Case Losses and LAE	8 Cols. 6 + 7							
<b>Affiliates - U.S. Non-Pool - Other</b>														
36-1022580..	22926....	Economy Fire & Casualty Company.....	IL.....	395,845	133,148	133,148	2,668	131,951	189,058					
05-0393243..	40169....	Metropolitan Casualty Insurance Company.....	RI.....	522,495	201,017	201,017	2,536	165,857	227,202					
23-1903575..	25321....	Metropolitan Direct Property and Casualty Insurance Company.....	RI.....	364,366	122,122	122,122	832	130,001	158,747					
22-2342710..	39950....	Metropolitan General Insurance Company.....	RI.....	17,468	7,559	7,559	65	5,514	6,611					
13-2915260..	34339....	Metropolitan Group Property and Casualty Insurance Company.....	RI.....	793,647	316,105	316,105	227	320,268	360,451					
75-2483187..	13938....	Metropolitan Lloyds Insurance Company of Texas.....	TX.....	184,504	41,648	41,648	647	58,852	90,292					
0399999.	Affiliates - U.S. Non-Pool - Other.....			2,278,324	0	821,598	6,976	812,443	1,032,360	0	0	0	0	0
0499999.	Affiliates - U.S. Non-Pool - Total.....			2,278,324	0	821,598	6,976	812,443	1,032,360	0	0	0	0	0
0899999.	Total Affiliates.....			2,278,324	0	821,598	6,976	812,443	1,032,360	0	0	0	0	0
<b>Other U. S. Unaffiliated Insurers</b>														
05-0254496..	10014....	Affiliated FM Insurance Company.....	RI.....		49	49								
13-5010440..	35289....	Continental Reinsurance Company.....	PA.....		291	291					215			
48-0921045..	39845....	Employers Reinsurance Company.....	MO.....		17	17								
22-2005057..	26921....	Everest Reinsurance Company.....	DE.....		397	397								
13-2673100..	22039....	General Reinsurance Corporation.....	DE.....		200	200			0					
75-2447701..	19544....	Liberty County Mutual Insurance Co.....	TX.....			0						25		
25-0687550..	19445....	National Union Fire Insurance Company.....	PA.....		7	7								
23-1641984..	10219....	QBE Reinsurance Corporation.....	PA.....		187	187								
13-5339725..	18341....	Reinsurance Corporation of New York.....	NY.....		7	7								
37-0533080..	25143....	State Farm Fire and Casualty Insurance Company.....	IL.....		4	4								
31-4423946..	10952....	Stonebridge Casualty Insurance Company.....	OH.....		12,265	12,265								
13-5616275..	19453....	Transatlantic Reinsurance Corporation.....	NY.....		2	2								
0999999.	Other U. S. Unaffiliated Insurers.....			0	0	13,423	0	0	0	0	0	240	0	0
<b>Pools and Associations - Mandatory Pools, Associations or Other Similar Facilities</b>														
AA-9991161.	00000....	Commonwealth Automobile Reinsurers.....	MA.....		3	3								
AA-9991124.	00000....	Michigan Auto Insurance Placement Facility.....	MI.....		33	33								
AA-9991132.	00000....	New Hampshire Automobile Reinsurance Facility.....	NH.....	1	(1)	1	(0)	0	1	7				
AA-9991139.	00000....	North Carolina Reinsurance Facility.....	NC.....	13,466	6,064	6,064			4,193					
AA-9991148.	00000....	South Carolina Reinsurance Facility.....	SC.....		0	0		(277)						
1099999.	Pools and Associations - Mandatory Pools, Associations or Other Similar Facilities.....			13,466	32	6,068	6,100	(276)	4,193	7	0	0	0	0
<b>Pools and Associations - Voluntary Pools, Associations or Other Similar Facilities</b>														
AA-9995069.	00000....	All American Marine Slip.....	NY.....		20	20								
AA-9995010.	00000....	American Nuclear Insurers - Liability Pool.....	CT.....		0	0			42	42				
1199999.	Pools and Associations - Voluntary Pools, Associations or Other Similar Facilities.....			0	0	20	20	0	42	42	0	0	0	0
1299999.	Total Pools and Associations.....			13,466	32	6,088	6,120	0	(276)	4,235	49	0	0	0
9999999.	Totals.....			2,291,790	32	841,110	841,142	6,976	812,167	1,036,595	49	240	0	0

## SCHEDULE F - PART 2

Premium Portfolio Reinsurance Effected or (Canceled) during Current Year

1 ID Number	2 NAIC Company Code	3 Name of Company	4 Date of Contract	5 Original Premium	6 Reinsurance Premium
-------------------	------------------------------	----------------------	-----------------------	-----------------------	--------------------------

**NONE**

**SCHEDULE F - PART 3**

Ceded Reinsurance as of December 31, Current Year (\$000 Omitted)

1 ID Number	2 NAIC Company Code	3 Name of Reinsurer	4 Domiciliary Jurisdiction	5 Special Code	6 Reinsurance Premiums Ceded	Reinsurance Recoverable on									16 Amount in Dispute Included in Column 15	Reinsurance Payable		19 Net Amount Recoverable from Reinsurers (Cols. 15 - 17 + 18)	20 Funds Held by Company Under Reinsurance Treaties
						7 Paid Losses	8 Paid LAE	9 Known Case Loss Reserves	10 Known Case LAE Reserves	11 IBNR Loss Reserves	12 IBNR LAE Reserves	13 Unearned Premiums	14 Contingent Commissions	15 Col. 7 through 14 Totals		17 Ceded Balances Payable	18 Other Amounts Due to Reinsurers		
<b>Authorized Other U.S. Unaffiliated Insurers</b>																			
36-2661954	10103	American Agricultural Insurance Company	IN		630	0	0	81	5						86	72	14		
06-1430254	10348	Arch Reinsurance Company	DE		187	0									0	2	(1)		
51-0434766	20370	AXIS Reinsurance Company	NY		154										0	(0)	0		
39-0712210	18767	Church Mutual Insurance Co.	WI		5										0	(0)	0		
42-0234980	21415	Employers Mutual Casualty Co.	IA		116	0									0	1	(1)		
22-2005057	26921	Everest Reinsurance Company	DE		1,284	7	0	92	3						102	263	(161)		
AA-9995093	00000	Excess & Treaty Management Corporation	NY			16		156							172		172		
05-0316605	21482	Factory Mutual Ins. Co.	RI			9		127							136		136		
38-1316179	21555	Farm Bureau Mutual Insurance Company of Michigan	MI		5										0	(0)	0		
13-2673100	22039	General Reinsurance Corporation	DE			10		153							163		163		
74-2195939	42374	Houston Casualty Company	TX		106										0	59	(59)		
61-0392792	22993	Kentucky Farm Bureau Mutual Insurance Company	KY		5										0	(0)	0		
04-1543470	23043	Liberty Mutual Insurance Company	MA		(0)			7							7	(0)	7		
31-4259550	14621	Motorists Mutual Insurance Co.	OH		5	0									0	(0)	0		
47-0698507	23680	Odyssey Reinsurance Company	CT		792	4	0	145	8						157	88	69		
13-3031176	38636	Partner Reinsurance Co. of US	NY			8		59							67		67		
23-1641984	10219	QBE Reinsurance Corporation	PA		39										0	0	(0)		
52-1952955	10357	Renaissance Reinsurance U.S. Inc.	MD		506	0		51							51	4	47		
43-0727872	15105	Safety National Casualty Corporation	MO												0		0		
75-1444207	30058	Scor Reinsurance Company	NY		127										0	1	(1)		
13-2997499	38776	Sirius America Insurance Company	NY		(0)			1	0						1	0	1		
41-0406690	24767	St Paul Fire & Marine Ins Co.	CT			14		269							283		283		
13-1675535	25364	Swiss Reinsurance America Corporation	NY					48							48		48		
13-2918573	42439	Toa Reinsurance Company of America	DE					14							14		14		
13-5616275	19453	Transatlantic Reinsurance Company	NY		1,119	0	0	64	4						68	174	(105)		
0999999		Total Authorized Other U.S. Unaffiliated Insurers			5,081	70	0	1,266	20	0	0	0	0	0	1,356	663	693		
<b>Authorized Pools-Mandatory Pools, Associations or Other Similar Facilities</b>																			
AA-9991161	00000	Commonwealth Automobile Reinsurers	MA			0		2	0						2		2		
AA-9991310	00000	Florida Hurricane Catastrophe Fund	FL		2,323										0	(940)	940		
AA-9991205	00000	Georgia Fair Plan	GA		9										0		0		
AA-9991500	00000	Illinois Mine Subsidence Fund	IL		464	25		87							112		112		
AA-9991501	00000	Indiana Mine Subsidence Fund	IN		16										0		0		
AA-9991502	00000	Kentucky Mine Subsidence Fund	KY		5										0		0		
AA-9991213	00000	Massachusetts Fair Plan	MA		1,124							552			552		552		
AA-9991159	00000	Michigan Catastrophic Claims Association	MI		5,869	1,301		53,573							54,874	25	54,850		
AA-9992201	00000	National Flood Insurance Program	DC		12,170			929					7,142		8,071		8,071		
AA-9991160	00000	New Jersey Unsatisfied Claim and Judgement Fund	NJ			2		20							22		22		
AA-9991220	00000	New York Fair Plan	NY		52								32		32		32		



**SCHEDULE F - PART 3**

Ceded Reinsurance as of December 31, Current Year (\$000 Omitted)

1 ID Number	2 NAIC Company Code	3 Name of Reinsurer	4 Domiciliary Jurisdiction	5 Special Code	6 Reinsurance Premiums Ceded	Reinsurance Recoverable on								16 Amount in Dispute Included in Column 15	Reinsurance Payable		19 Net Amount Recoverable from Reinsurers (Cols. 15 - 17 + 18)	20 Funds Held by Company Under Reinsurance Treaties			
						7 Paid Losses	8 Paid LAE	9 Known Case Loss Reserves	10 Known Case LAE Reserves	11 IBNR Loss Reserves	12 IBNR LAE Reserves	13 Unearned Premiums	14 Contingent Commissions		15 Col. 7 through 14 Totals	17 Ceded Balances Payable			18 Other Amounts Due to Reinsurers		
AA-9991139	00000..	North Carolina Reinsurance Facility.....	NC.....	.....	11,297	1,715		6,586						5,605			13,906	1,088		12,818	
AA-9991503	00000..	Ohio Mine Subsidence Fund.....	OH.....	.....	2												0			0	
AA-9991226	00000..	Virginia Fair Plan.....	VA.....	.....	7												0			0	
AA-9991506	00000..	West Virginia Mine Subsidence Fund.....	WV.....	.....	52												0			0	
1099999.		Total Authorized Pools - Mandatory Pools, Associations or Similar Facilities.....			33,389	3,044	0	61,197	0	0	0	0	0	13,330	0	0	77,571	173	0	77,398	0

**Authorized Other Non-U.S. Insurers**

AA-3194168	00000..	Aspen Bermuda Limited.....	BMU.....	.....	720	0	0	32	2								34	66		(32)	
AA-1120337	00000..	Aspen Insurance UK Limited.....	GBR.....	.....	135	8		44									52	1		51	
AA-3194139	00000..	Axis Specialty Limited.....	BMU.....	.....	570												0	18		(18)	
AA-3194122	00000..	DaVinci Reinsurance Ltd.....	BMU.....	.....	304												0	24		(24)	
AA-3194130	00000..	Endurance Specialty Insurance Limited.....	BMU.....	.....	731	0	0	81	5								86	85		1	
AA-1340125	00000..	Hannover Ruck SE.....	DEU.....	.....	383	17		108									125	5		120	
AA-1126033	00000..	Lloyd's Syndicate Number 0033.....	GBR.....	.....	13	6		39									45	1		44	
AA-1126190	00000..	Lloyd's Syndicate Number 0190.....	GBR.....	.....				0									0	0		0	
AA-1126382	00000..	Lloyd's Syndicate Number 0382.....	GBR.....	.....		0	0	16	1								17	2		15	
AA-1126435	00000..	Lloyd's Syndicate Number 0435.....	GBR.....	.....	474	1	0	196	12								209	86		122	
AA-1126510	00000..	Lloyd's Syndicate Number 0510.....	GBR.....	.....	61	1		14	0								15	1		14	
AA-1126609	00000..	Lloyd's Syndicate Number 0609.....	GBR.....	.....	24	0		8									8	1		8	
AA-1126623	00000..	Lloyd's Syndicate Number 0623.....	GBR.....	.....	50	1	0	37	2								40	9		32	
AA-1126958	00000..	Lloyd's Syndicate Number 0958.....	GBR.....	.....				0	0								0	0		0	
AA-1127084	00000..	Lloyd's Syndicate Number 1084.....	GBR.....	.....	103	4		24									27	(4)		31	
AA-1127183	00000..	Lloyd's Syndicate Number 1183.....	GBR.....	.....	391	0	0	24	1								26	27		(2)	
AA-1127414	00000..	Lloyd's Syndicate Number 1414.....	GBR.....	.....	498	1		16									16	70		(53)	
AA-1120102	00000..	Lloyd's Syndicate Number 1458.....	GBR.....	.....	376												0	27		(27)	
AA-1120084	00000..	Lloyd's Syndicate Number 1955.....	GBR.....	.....	262												0	30		(30)	
AA-1120106	00000..	Lloyd's Syndicate Number 1969.....	GBR.....	.....	286												0	25		(25)	
AA-1128000	00000..	Lloyd's Syndicate Number 2000.....	GBR.....	.....	(0)			3	0								3	0		3	
AA-1128001	00000..	Lloyd's Syndicate Number 2001.....	GBR.....	.....	111	12	0	159	5								176	12		164	
AA-1128003	00000..	Lloyd's Syndicate Number 2003.....	GBR.....	.....	60	1	0	98	6								104	15		89	
AA-1120071	00000..	Lloyd's Syndicate Number 2007.....	GBR.....	.....	310	0	0	40	2								43	37		6	
AA-1128010	00000..	Lloyd's Syndicate Number 2010.....	GBR.....	.....	23	4		24									27	0		27	
AA-1120158	00000..	Lloyd's Syndicate Number 2014.....	GBR.....	.....	210	2		12									14	14		(0)	
AA-1128623	00000..	Lloyd's Syndicate Number 2623.....	GBR.....	.....	227	3		17									20	17		3	
AA-1128791	00000..	Lloyd's Syndicate Number 2791.....	GBR.....	.....	14	0		11									11	1		10	
AA-1128987	00000..	Lloyd's Syndicate Number 2987.....	GBR.....	.....	632												0	80		(80)	
AA-1120179	00000..	Lloyd's Syndicate Number 2988.....	GBR.....	.....	31												0	5		(5)	
AA-1120116	00000..	Lloyd's Syndicate Number 3902.....	GBR.....	.....		0	0	56	3								60	9		51	
AA-1126005	00000..	Lloyd's Syndicate Number 4000.....	GBR.....	.....	9	1	0	63	3								67	9		58	
AA-1120075	00000..	Lloyd's Syndicate Number 4020.....	GBR.....	.....	107												0	11		(11)	

22.1

**SCHEDULE F - PART 3**

Ceded Reinsurance as of December 31, Current Year (\$000 Omitted)

1	2	3	4	5	6	Reinsurance Recoverable on								16	Reinsurance Payable		19	20	
						7	8	9	10	11	12	13	14		15	17			18
ID Number	NAIC Company Code	Name of Reinsurer	Domiciliary Jurisdiction	Special Code	Reinsurance Premiums Ceded	Paid Losses	Paid LAE	Known Case Loss Reserves	Known Case LAE Reserves	IBNR Loss Reserves	IBNR LAE Reserves	Unearned Premiums	Contingent Commissions	Col. 7 through 14 Totals	Amount in Dispute Included in Column 15	Ceded Balances Payable	Other Amounts Due to Reinsurers	Net Amount Recoverable from Reinsurers (Cols. 15 - (17 + 18))	Funds Held by Company Under Reinsurance Treaties
AA-1126004	00000..	Lloyd's Syndicate Number 4444	GBR.		507	0	0	32	2					34		44		(10)	
AA-1126006	00000..	Lloyd's Syndicate Number 4472	GBR.		1,014	0	0	112	7					120		96		24	
AA-1840000	00000..	Mapfre Re	ESP.		610	0	0	80	5					86		57		28	
AA-3190829	00000..	Markel Bermuda Limited (formerly Alterra Bermuda Ltd.)	BMU.		863	1	0	257	15					274		93		181	
AA-1121425	00000..	Markel International Insurance Company Limited	GBR.		509									0		41		(41)	
AA-3190339	00000..	Renaissance Reinsurance Ltd	BMU.		811									0		63		(63)	
AA-3190870	00000..	Validus Reinsurance Ltd	BMU.		512	1	0	161	10					172		65		108	
1299999		Total Authorized Other Non-U.S. Insurers			11,940	65	1	1,765	82	0	0	0	0	1,912	0	1,143	0	769	0
1499999		Total Authorized Excluding Protected Cells			50,410	3,179	1	64,228	102	0	0	13,330	0	80,839	0	1,979	0	78,860	0

**Unauthorized Other U.S. Unaffiliated Insurers**

03-0310326	10578..	CSX Insurance Company	VT		2,174	303	4	795		136		951		2,189		254		1,935	
03-0346985	11291..	Exchange Indemnity Company	VT		7,472	(24)	24	2,130		378		3,328		5,836		2,346		3,490	
25-1438780	10531..	Three Rivers Insurance Company	VT		742	56	2	142		36		346		582		86		496	
2399999		Total Unauthorized Other U.S. Unaffiliated Insurers			10,387	335	29	3,067	0	550	0	4,626	0	8,608	0	2,686	0	5,922	0

**Unauthorized Other Non-U.S. Insurers**

AA-3194128	00000..	Allied World Assurance Company Limited	BMU.		183									0		27		(27)	
AA-3190932	00000..	ARGO Re Ltd	BMU.					0	0					0		0		0	
AA-3191352	00000..	Ascot Reinsurance Company Limited	BMU.		166									0		56		(56)	
AA-3194161	00000..	Catlin Insurance Co. Ltd	BMU.		1,391	1	0	96	6					103		140		(37)	
AA-1120810	00000..	Ace European Grp Ltd	GBR.											0				0	
AA-3190770	00000..	Chubb Tempest Reinsurance Ltd	BMU.			0	0	32	2					34		5		29	
AA-1320035	00000..	Colisee Re	FRA.					0	0					0		0		0	
AA-3191289	00000..	Fidelis Insurance Bermuda Limited	BMU.		571									0		47		(47)	
AA-3191190	00000..	Hamilton Re Ltd. (formerly S A C Re LTD)	BMU.		527									0		52		(52)	
AA-3190060	00000..	Hannover Re Limited	BMU.		647	0	0	66	4					70		159		(88)	
AA-1120066	00000..	Lancashire Insurance Company UK LTD	GBR.		761									0		120		(120)	
AA-3194145	00000..	Marshall Insurance Group, Ltd	BMU.		5,072	436	5	984		124		2,333		3,882		554		3,328	
AA-1460019	00000..	MS Amlin AG	CHE.		423									0		(7)		7	
AA-3190686	00000..	Partner Reins Co Ltd	BMU.											0				0	
AA-1340004	00000..	R&V Versicherung AG	DEU.			1		1						1				1	
AA-1320031	00000..	SCOR Global P&C SE	FRA.		1,780									0		194		(194)	
AA-1464100	00000..	SCOR Switzerland AG	CHE.			1	0	161	10					171		25		147	
AA-3191321	00000..	Sirius Bermuda Insurance Company Ltd	BMU.											0				0	
AA-1440076	00000..	Sirius International Insurance Corp	SWE.					0	0					0		0		0	
AA-3191315	00000..	XL Bermuda Ltd	BMU.		(0)	1	0	195	12					207		30		178	
2699999		Total Unauthorized Other Non-U.S. Insurers			11,522	440	5	1,535	33	124	0	2,333	0	4,471	0	1,401	0	3,070	0
2899999		Total Unauthorized Excluding Protected Cells			21,909	776	35	4,603	33	674	0	6,958	0	13,078	0	4,087	0	8,991	0

**Certified Other Non-U.S. Insurers**

AA-3194126	00000..	Arch Reinsurance Limited	BMU.		317	0	0	81	5					86		24		62	
------------	---------	--------------------------	------	--	-----	---	---	----	---	--	--	--	--	----	--	----	--	----	--

22.2

### SCHEDULE F - PART 3

Ceded Reinsurance as of December 31, Current Year (\$000 Omitted)

1	2	3	4	5	6	Reinsurance Recoverable on								16	Reinsurance Payable		19	20	
						7	8	9	10	11	12	13	14		15	17			18
ID Number	NAIC Company Code	Name of Reinsurer	Domiciliary Jurisdiction	Special Code	Reinsurance Premiums Ceded	Paid Losses	Paid LAE	Known Case Loss Reserves	Known Case LAE Reserves	IBNR Loss Reserves	IBNR LAE Reserves	Unearned Premiums	Contingent Commissions	Col. 7 through 14 Totals	Amount in Dispute Included in Column 15	Ceded Balances Payable	Other Amounts Due to Reinsurers	Net Amount Recoverable from Reinsurers (Cols. 15 - [17 + 18])	Funds Held by Company Under Reinsurance Treaties
4099999		Total Certified Other Non-U.S. Insurers.....			317	0	0	81	5	0	0	0	0	86	0	24	0	62	0
4299999		Total Certified Excluding Protected Cells.....			317	0	0	81	5	0	0	0	0	86	0	24	0	62	0
4399999		Total Authorized, Unauthorized and Certified Excluding Protected Cells.....			72,636	3,955	36	68,911	140	674	0	20,289	0	94,003	0	6,090	0	87,914	0
9999999		Totals (Sum of 4399999 and 4499999).....			72,636	3,955	36	68,911	140	674	0	20,289	0	94,003	0	6,090	0	87,914	0

**SCHEDULE F - PART 3 (Continued)**

Ceded Reinsurance as of December 31, Current Year (\$000 Omitted)

(Credit Risk)

ID Number from Col. 1	Name of Reinsurer from Col. 3	Collateral				25 Total Funds Held, Payables & Collateral	26 Net Recoverable Net of Funds Held & Collateral	27 Applicable Sch. F Penalty (Col. 78)	Ceded Reinsurance Credit Risk							
		21 Multiple Beneficiary Trusts	22 Letters of Credit	23 Issuing or Confirming Bank Reference Number	24 Single Beneficiary Trusts & Other Allowable Collateral				28 Total Amount Recoverable from Reinsurers Less Penalty (Cols. 15 - 27)	29 Stressed Recoverable (Col. 28 * 120%)	30 Reinsurance Payable & Funds Held (Cols. 17 + 18 + 20; Not in Excess of Col. 29)	31 Stressed Net Recoverable (Cols. 29 - 30)	32 Total Collateral (Cols. 21 + 22 + 24; Not in Excess of Col. 31)	33 Stressed Net Recoverable Net of Collateral Offsets (Cols. 31 - 32)	34 Reinsurer Designation Equivalent	35 Credit Risk on Collateralized Recoverables (Col. 32 * Factor Applicable to Reinsurer Designation Equivalent in Col. 34)

**Authorized Other U.S. Unaffiliated Insurers**

36-2661954	American Agricultural Insurance Company.....					72	14	0	86	103	72	31	0	31	3	0	1
06-1430254	Arch Reinsurance Company.....					0	0	0	0	0	0	0	0	0	2	0	0
51-0434766	AXIS Reinsurance Company.....					(0)	0	0	0	0	(0)	0	0	0	2	0	0
39-0712210	Church Mutual Insurance Co.....					(0)	0	0	0	0	(0)	0	0	0	3	0	0
42-0234980	Employers Mutual Casualty Co.....					0	0	0	0	0	0	0	0	0	3	0	0
22-2005057	Everest Reinsurance Company.....					102	0	0	102	122	122	0	0	0	2	0	0
AA-9995093	Excess & Treaty Management Corporation.....					0	172	0	172	206	0	206	0	206	7	0	21
05-0316605	Factory Mutual Ins. Co.....					0	136	0	136	164	0	164	0	164	2	0	7
38-1316179	Farm Bureau Mutual Insurance Company of Michigan.....					(0)	0	0	0	0	(0)	0	0	0	4	0	0
13-2673100	General Reinsurance Corporation.....					0	163	0	163	195	0	195	0	195	1	0	7
74-2195939	Houston Casualty Company.....					0	0	0	0	0	0	0	0	0	1	0	0
61-0392792	Kentucky Farm Bureau Mutual Insurance Company.....					(0)	0	0	0	0	(0)	0	0	0	3	0	0
04-1543470	Liberty Mutual Insurance Company.....					(0)	7	0	7	8	(0)	8	0	8	3	0	0
31-4259550	Motorists Mutual Insurance Co.....					(0)	0	0	0	0	(0)	0	0	0	4	0	0
47-0698507	Odyssey Reinsurance Company.....					88	69	0	157	188	88	101	0	101	3	0	5
13-3031176	Partner Reinsurance Co. of US.....					0	67	0	67	80	0	80	0	80	3	0	4
23-1641984	QBE Reinsurance Corporation.....					0	0	0	0	0	0	0	0	0	3	0	0
52-1952955	Renaissance Reinsurance U.S. Inc.....					4	47	0	51	62	4	57	0	57	2	0	2
43-0727872	Safety National Casualty Corporation.....					0	0	0	0	0	0	0	0	0	2	0	0
75-1444207	Scor Reinsurance Company.....					0	0	0	0	0	0	0	0	0	2	0	0
13-2997499	Sirius America Insurance Company.....					0	1	0	1	1	0	1	0	1	3	0	0
41-0406690	St Paul Fire & Marine Ins Co.....					0	283	0	283	339	0	339	0	339	1	0	12
13-1675535	Swiss Reinsurance America Corporation.....					0	48	0	48	58	0	58	0	58	2	0	2
13-2918573	Toa Reinsurance Company of America.....					0	14	0	14	17	0	17	0	17	3	0	1
13-5616275	Transatlantic Reinsurance Company.....					68	0	0	68	82	0	82	0	82	2	0	0
0999999	Total Authorized Other U.S. Unaffiliated Insurers.....	0	0	XXX	0	334	1,022	0	1,356	1,627	368	1,259	0	1,259	XXX	0	63

**Authorized Pools-Mandatory Pools**

AA-9991161	Commonwealth Automobile Reinsurers.....					0	2	0	XXX	XXX	XXX	XXX	XXX	XXX	XXX	XXX	XXX
AA-9991310	Florida Hurricane Catastrophe Fund.....					(940)	940	0	XXX	XXX	XXX	XXX	XXX	XXX	XXX	XXX	XXX
AA-9991205	Georgia Fair Plan.....					0	0	0	XXX	XXX	XXX	XXX	XXX	XXX	XXX	XXX	XXX
AA-9991500	Illinois Mine Subsidence Fund.....					0	112	0	XXX	XXX	XXX	XXX	XXX	XXX	XXX	XXX	XXX
AA-9991501	Indiana Mine Subsidence Fund.....					0	0	0	XXX	XXX	XXX	XXX	XXX	XXX	XXX	XXX	XXX
AA-9991502	Kentucky Mine Subsidence Fund.....					0	0	0	XXX	XXX	XXX	XXX	XXX	XXX	XXX	XXX	XXX
AA-9991213	Massachusetts Fair Plan.....					0	552	0	XXX	XXX	XXX	XXX	XXX	XXX	XXX	XXX	XXX
AA-9991159	Michigan Catastrophic Claims Association.....					25	54,850	0	XXX	XXX	XXX	XXX	XXX	XXX	XXX	XXX	XXX
AA-9992201	National Flood Insurance Program.....					0	8,071	0	XXX	XXX	XXX	XXX	XXX	XXX	XXX	XXX	XXX
AA-9991160	New Jersey Unsatisfied Claim and Judgement Fund.....					0	22	0	XXX	XXX	XXX	XXX	XXX	XXX	XXX	XXX	XXX
AA-9991220	New York Fair Plan.....					0	32	0	XXX	XXX	XXX	XXX	XXX	XXX	XXX	XXX	XXX

**SCHEDULE F - PART 3 (Continued)**

Ceded Reinsurance as of December 31, Current Year (\$000 Omitted)

(Credit Risk)

ID Number from Col. 1	Name of Reinsurer from Col. 3	Collateral				25	26	27	Ceded Reinsurance Credit Risk								
		21	22	23	24				28	29	30	31	32	33	34	35	36
		Multiple Beneficiary Trusts	Letters of Credit	Issuing or Confirming Bank Reference Number	Single Beneficiary Trusts & Other Allowable Collateral	Total Funds Held, Payables & Collateral	Net Recoverable Net of Funds Held & Collateral	Applicable Sch. F Penalty (Col. 78)	Total Amount Recoverable from Reinsurers Less Penalty (Cols. 15 - 27)	Stressed Recoverable (Col. 28 * 120%)	Reinsurance Payable & Funds Held (Cols. 17 + 18 + 20; Not in Excess of Col. 29)	Stressed Net Recoverable (Cols. 29 - 30)	Total Collateral (Cols. 21 + 22 + 24; Not in Excess of Col. 31)	Stressed Net Recoverable Net of Collateral Offsets (Cols. 31 - 32)	Reinsurer Designation Equivalent	Credit Risk on Collateralized Recoverables (Col. 32 * Factor Applicable to Reinsurer Designation Equivalent in Col. 34)	Credit Risk on Uncollateralized Recoverables (Col. 33 * Factor Applicable to Reinsurer Designation Equivalent in Col. 34)
AA-9991139	North Carolina Reinsurance Facility.....					1,088	12,818	0	XXX	XXX	XXX	XXX	XXX	XXX	XXX	XXX	XXX
AA-9991503	Ohio Mine Subsidence Fund.....					0	0	0	XXX	XXX	XXX	XXX	XXX	XXX	XXX	XXX	XXX
AA-9991226	Virginia Fair Plan.....					0	0	0	XXX	XXX	XXX	XXX	XXX	XXX	XXX	XXX	XXX
AA-9991506	West Virginia Mine Subsidence Fund.....					0	0	0	XXX	XXX	XXX	XXX	XXX	XXX	XXX	XXX	XXX
1099999	Total Authorized Pools - Mandatory Pools.....	0	0	XXX	0	173	77,398	0	XXX	XXX	XXX	XXX	XXX	XXX	XXX	XXX	XXX

**Authorized Other Non-U.S. Insurers**

AA-3194168	Aspen Bermuda Limited.....					34	0	0	34	41	41	0	0	0	3	0	0
AA-1120337	Aspen Insurance UK Limited.....					1	51	0	52	63	1	62	0	62	3	0	3
AA-3194139	Axis Specialty Limited.....					0	0	0	0	0	0	0	0	0	2	0	0
AA-3194122	DaVinci Reinsurance Ltd.....					0	0	0	0	0	0	0	0	0	3	0	0
AA-3194130	Endurance Specialty Insurance Limited.....					85	1	0	86	104	85	19	0	19	2	0	1
AA-1340125	Hannover Ruck SE.....					5	120	0	125	150	5	145	0	145	2	0	6
AA-1126033	Lloyd's Syndicate Number 0033.....					1	44	0	45	54	1	53	0	53	3	0	3
AA-1126190	Lloyd's Syndicate Number 0190.....					0	0	0	0	0	0	0	0	0	3	0	0
AA-1126382	Lloyds Syndicate Number 0382.....					2	15	0	17	21	2	18	0	18	3	0	1
AA-1126435	Lloyd's Syndicate Number 0435.....					86	122	0	209	250	86	164	0	164	3	0	8
AA-1126510	Lloyd's Syndicate Number 0510.....					1	14	0	15	18	1	17	0	17	3	0	1
AA-1126609	Lloyd's Syndicate Number 0609.....					1	8	0	8	10	1	9	0	9	3	0	0
AA-1126623	Lloyd's Syndicate Number 0623.....					9	32	0	40	48	9	40	0	40	3	0	2
AA-1126958	Lloyd's Syndicate Number 0958.....					0	0	0	0	0	0	0	0	0	3	0	0
AA-1127084	Lloyd's Syndicate Number 1084.....					(4)	31	0	27	33	(4)	36	0	36	3	0	2
AA-1127183	Lloyd's Syndicate Number 1183.....					26	0	0	26	31	27	4	0	4	3	0	0
AA-1127414	Lloyd's Syndicate Number 1414.....					16	0	0	16	20	20	0	0	0	3	0	0
AA-1120102	Lloyd's Syndicate Number 1458.....					0	0	0	0	0	0	0	0	0	3	0	0
AA-1120084	Lloyd's Syndicate Number 1955.....					0	0	0	0	0	0	0	0	0	3	0	0
AA-1120106	Lloyd's Syndicate Number 1969.....					0	0	0	0	0	0	0	0	0	3	0	0
AA-1128000	Lloyd's Syndicate Number 2000.....					0	3	0	3	3	0	3	0	3	3	0	0
AA-1128001	Lloyd's Syndicate Number 2001.....					12	164	0	176	211	12	199	0	199	3	0	10
AA-1128003	Lloyd's Syndicate Number 2003.....					15	89	0	104	125	15	110	0	110	3	0	5
AA-1120071	Lloyd's Syndicate Number 2007.....					37	6	0	43	51	37	14	0	14	3	0	1
AA-1128010	Lloyd's Syndicate Number 2010.....					0	27	0	27	33	0	32	0	32	3	0	2
AA-1120158	Lloyd's Syndicate Number 2014.....					14	0	0	14	17	14	2	0	2	3	0	0
AA-1128623	Lloyd's Syndicate Number 2623.....					17	3	0	20	24	17	7	0	7	3	0	0
AA-1128791	Lloyd's Syndicate Number 2791.....					1	10	0	11	13	1	12	0	12	3	0	1
AA-1128987	Lloyd's Syndicate Number 2987.....					0	0	0	0	0	0	0	0	0	3	0	0
AA-1120179	Lloyd's Syndicate Number 2988.....					0	0	0	0	0	0	0	0	0	3	0	0
AA-1120116	Lloyd's Syndicate Number 3902.....					9	51	0	60	72	9	63	0	63	3	0	3
AA-1126005	Lloyd's Syndicate Number 4000.....					9	58	0	67	80	9	71	0	71	3	0	3
AA-1120075	Lloyd's Syndicate Number 4020.....					0	0	0	0	0	0	0	0	0	3	0	0

23.1

**SCHEDULE F - PART 3 (Continued)**

Ceded Reinsurance as of December 31, Current Year (\$000 Omitted)

(Credit Risk)

ID Number from Col. 1	Name of Reinsurer from Col. 3	Collateral				25 Total Funds Held, Payables & Collateral	26 Net Recoverable Net of Funds Held & Collateral	27 Applicable Sch. F Penalty (Col. 78)	Ceded Reinsurance Credit Risk								
		21 Multiple Beneficiary Trusts	22 Letters of Credit	23 Issuing or Confirming Bank Reference Number	24 Single Beneficiary Trusts & Other Allowable Collateral				28 Total Amount Recoverable from Reinsurers Less Penalty (Cols. 15 - 27)	29 Stressed Recoverable (Col. 28 * 120%)	30 Reinsurance Payable & Funds Held (Cols. 17 + 18 + 20; Not in Excess of Col. 29)	31 Stressed Net Recoverable (Cols. 29 - 30)	32 Total Collateral (Cols. 21 + 22 + 24; Not in Excess of Col. 31)	33 Stressed Net Recoverable Net of Collateral Offsets (Cols. 31 - 32)	34 Reinsurer Designation Equivalent	35 Credit Risk on Collateralized Recoverables (Col. 32 * Factor Applicable to Reinsurer Designation Equivalent in Col. 34)	36 Credit Risk on Uncollateralized Recoverables (Col. 33 * Factor Applicable to Reinsurer Designation Equivalent in Col. 34)
AA-1126004	Lloyd's Syndicate Number 4444.....					34	0	0	34	41	41	0	0	0	3	0	0
AA-1126006	Lloyd's Syndicate Number 4472.....					96	24	0	120	144	96	48	0	48	3	0	2
AA-1840000	Mapfre Re.....					57	28	0	86	103	57	46	0	46	3	0	2
AA-3190829	Markel Bermuda Limited (formerly Alterra Bermuda Ltd.).....					93	181	0	274	329	93	235	0	235	3	0	11
AA-1121425	Markel International Insurance Company Limited.....					0	0	0	0	0	0	0	0	0	3	0	0
AA-3190339	Renaissance Reinsurance Ltd.....					0	0	0	0	0	0	0	0	0	2	0	0
AA-3190870	Validus Reinsurance Ltd.....					65	108	0	172	207	65	142	0	142	3	0	7
1299999	Total Authorized Other Non-U.S. Insurers.....	0	0	XXX	0	723	1,190	0	1,912	2,295	742	1,553	0	1,553	XXX	0	73
1499999	Total Authorized Excluding Protected Cells.....	0	0	XXX	0	1,230	79,609	0	3,268	3,922	1,110	2,812	0	2,812	XXX	0	136

**Unauthorized Other U.S. Unaffiliated Insurers**

03-0310326	CSX Insurance Company.....		1,688	0001		1,942	247	247	1,942	2,330	254	2,076	1,688	388	6	84	54
03-0346985	Exchange Indemnity Company.....		4,600	0002		5,836	0	0	5,836	7,004	2,346	4,657	4,600	57	6	230	8
25-1438780	Three Rivers Insurance Company.....		666	0004		582	0	0	582	699	86	613	613	0	6	31	0
2399999	Total Unauthorized Other U.S. Unaffiliated Insurers.....	0	6,954	XXX	0	8,361	247	247	8,361	10,033	2,686	7,347	6,901	446	XXX	345	62

**Unauthorized Other Non-U.S. Insurers**

AA-3194128	Allied World Assurance Company Limited.....					0	0	0	0	0	0	0	0	0	3	0	0
AA-3190932	ARGO Re Ltd.....					0	0	0	0	0	0	0	0	0	3	0	0
AA-3191352	Ascot Reinsurance Company Limited.....					0	0	0	0	0	0	0	0	0	3	0	0
AA-3194161	Catlin Insurance Co. Ltd.....		110	9		103	0	0	103	123	123	0	0	0	2	0	0
AA-1120810	Ace European Grp Ltd.....					0	0	0	0	0	0	0	0	0	1	0	0
AA-3190770	Chubb Tempest Reinsurance Ltd.....		37	11		34	0	0	34	41	5	36	36	0	1	1	0
AA-1320035	Colisee Re.....					0	0	0	0	0	0	0	0	0	6	0	0
AA-3191289	Fidelis Insurance Bermuda Limited.....					0	0	0	0	0	0	0	0	0	4	0	0
AA-3191190	Hamilton Re Ltd. (formerly S A C Re LTD).....					0	0	0	0	0	0	0	0	0	4	0	0
AA-3190060	Hannover Re Limited.....		75	5		70	0	0	70	84	84	0	0	0	2	0	0
AA-1120066	Lancashire Insurance Company UK LTD.....					0	0	0	0	0	0	0	0	0	3	0	0
AA-3194145	Marshall Insurance Group, Ltd.....		4,233	3		3,882	0	0	3,882	4,658	554	4,105	4,105	0	6	205	0
AA-1460019	MS Amlin AG.....					(7)	7	0	0	0	(7)	7	0	7	3	0	0
AA-3190686	Partner Reins Co Ltd.....					0	0	0	0	0	0	0	0	0	3	0	0
AA-1340004	R&V Versicherung AG.....		218	6		1	0	0	1	2	0	2	2	0	6	0	0
AA-1320031	SCOR Global P&C SE.....					0	0	0	0	0	0	0	0	0	2	0	0
AA-1464100	SCOR Switzerland AG.....		184	10		171	0	0	171	205	25	181	181	0	2	7	0
AA-3191321	Sirius Bermuda Insurance Company Ltd.....					0	0	0	0	0	0	0	0	0	3	0	0
AA-1440076	Sirius International Insurance Corp.....		1	7		0	0	0	0	1	0	1	1	0	3	0	0
AA-3191315	XL Bermuda Ltd.....		222	8		207	0	0	207	249	30	219	219	0	2	9	0
2699999	Total Unauthorized Other Non-U.S. Insurers.....	0	5,080	XXX	0	4,463	8	1	4,470	5,364	813	4,550	4,543	7	XXX	223	0
2899999	Total Unauthorized Excluding Protected Cells.....	0	12,034	XXX	0	12,823	255	248	12,830	15,396	3,500	11,897	11,444	453	XXX	568	63

**Certified Other Non-U.S. Insurers**

AA-3194126	Arch Reinsurance Limited.....		92	12		86	0	0	86	103	24	79	79	0	3	4	0
------------	-------------------------------	--	----	----	--	----	---	---	----	-----	----	----	----	---	---	---	---

23.2

### SCHEDULE F - PART 3 (Continued)

Ceded Reinsurance as of December 31, Current Year (\$000 Omitted)  
(Credit Risk)

ID Number from Col. 1	Name of Reinsurer from Col. 3	Collateral				25 Total Funds Held, Payables & Collateral	26 Net Recoverable Net of Funds Held & Collateral	27 Applicable Sch. F Penalty (Col. 78)	Ceded Reinsurance Credit Risk								
		21 Multiple Beneficiary Trusts	22 Letters of Credit	23 Issuing or Confirming Bank Reference Number	24 Single Beneficiary Trusts & Other Allowable Collateral				28 Total Amount Recoverable from Reinsurers Less Penalty (Cols. 15 - 27)	29 Stressed Recoverable (Col. 28 * 120%)	30 Reinsurance Payable & Funds Held (Cols. 17 + 18 + 20; Not in Excess of Col. 29)	31 Stressed Net Recoverable (Cols. 29 - 30)	32 Total Collateral (Cols. 21 + 22 + 24; Not in Excess of Col. 31)	33 Stressed Net Recoverable Net of Collateral Offsets (Cols. 31 - 32)	34 Reinsurer Designation Equivalent	35 Credit Risk on Collateralized Recoverables (Col. 32 * Factor Applicable to Reinsurer Designation Equivalent in Col. 34)	36 Credit Risk on Uncollateralized Recoverables (Col. 33 * Factor Applicable to Reinsurer Designation Equivalent in Col. 34)
4099999	Total Certified Other Non-U.S. Insurers.....	0	92	...XXX...	0	86	0	0	86	103	24	79	79	0	...XXX...	4	0
4299999	Total Certified Excluding Protected Cells.....	0	92	...XXX...	0	86	0	0	86	103	24	79	79	0	...XXX...	4	0
4399999	Total Authorized, Unauthorized & Certified Excl Prot Cells.....	0	12,126	...XXX...	0	14,139	79,864	248	16,184	19,421	4,634	14,788	11,524	3,264	...XXX...	572	199
9999999	Totals (Sum of 4399999 and 4499999).....	0	12,126	...XXX...	0	14,139	79,864	248	16,184	19,421	4,634	14,788	11,524	3,264	...XXX...	572	199

**SCHEDULE F - PART 3 (Continued)**

Ceded Reinsurance as of December 31, Current Year (\$000 Omitted)

(Aging of Ceded Reinsurance)

ID Number from Col. 1	Name of Reinsurer from Col. 3	Reinsurance Recoverable on Paid Losses and Paid Loss Adjustment Expenses						44 Total Recoverable on Paid Losses & LAE Amounts in Dispute Included in Col. 43	45 Recoverable on Paid Losses & LAE Over 90 Days Past Due Amounts in Dispute Included in Cols. 40 & 41	46 Total Recoverable on Paid Losses & LAE Amounts Not in Dispute (Cols. 43 - 44)	47 Recoverable on Paid Losses & LAE Over 90 Days Past Due Amounts Not in Dispute (Cols. 40 + 41 - 45)	48 Amounts Received Prior 90 Days	49 Percentage Overdue (Col. 42 / Col. 43)	50 Percentage of Amounts More Than 90 Days Overdue Not in Dispute (Col. 47 / [Cols. 46 + 48])	51 Percentage More Than 120 Days Overdue (Col. 41 / Col. 43)	52 Is the Amount in Col. 50 Less than 20%? (Yes or No)	53 Amounts in Col. 47 for Reinsurers with Values Less Than 20% in Col. 50
		37 Overdue					43 Total Due Cols. 37 + 42 (In Total Should Equal Cols. 7 + 8)										
		38 1 - 29 Days	39 30 - 90 Days	40 91 - 120 Days	41 Over 120 Days	42 Total Overdue (Cols. 38 + 39 + 40 +41)											
<b>Authorized Other U.S. Unaffiliated Insurers</b>																	
36-2661954	American Agricultural Insurance Company.....	0					0		0	0		0.0	0.0	0.0	0.0	YES	0
06-1430254	Arch Reinsurance Company.....	0					0		0	0		0.0	0.0	0.0	0.0	YES	0
51-0434766	AXIS Reinsurance Company.....	0					0		0	0		0.0	0.0	0.0	0.0	YES	0
39-0712210	Church Mutual Insurance Co.....	0					0		0	0		0.0	0.0	0.0	0.0	YES	0
42-0234980	Employers Mutual Casualty Co.....	0					0		0	0		0.0	0.0	0.0	0.0	YES	0
22-2005057	Everest Reinsurance Company.....	7					7		7	0		0.0	0.0	0.0	0.0	YES	0
AA-9995093	Excess & Treaty Management Corporation.....	16					16		16	0		0.0	0.0	0.0	0.0	YES	0
05-0316605	Factory Mutual Ins. Co.....	9					9		9	0		0.0	0.0	0.0	0.0	YES	0
38-1316179	Farm Bureau Mutual Insurance Company of Michigan.....	0					0		0	0		0.0	0.0	0.0	0.0	YES	0
13-2673100	General Reinsurance Corporation.....	10					10		10	0		0.0	0.0	0.0	0.0	YES	0
74-2195939	Houston Casualty Company.....	0					0		0	0		0.0	0.0	0.0	0.0	YES	0
61-0392792	Kentucky Farm Bureau Mutual Insurance Company.....	0					0		0	0		0.0	0.0	0.0	0.0	YES	0
04-1543470	Liberty Mutual Insurance Company.....	0					0		0	0		0.0	0.0	0.0	0.0	YES	0
31-4259550	Motorists Mutual Insurance Co.....	0					0		0	0		0.0	0.0	0.0	0.0	YES	0
47-0698507	Odyssey Reinsurance Company.....	4					4		4	0		0.0	0.0	0.0	0.0	YES	0
13-3031176	Partner Reinsurance Co. of US.....	8					8		8	0		0.0	0.0	0.0	0.0	YES	0
23-1641984	QBE Reinsurance Corporation.....	0					0		0	0		0.0	0.0	0.0	0.0	YES	0
52-1952955	Renaissance Reinsurance U.S. Inc.....	0					0		0	0		0.0	0.0	0.0	0.0	YES	0
43-0727872	Safety National Casualty Corporation.....	0					0		0	0		0.0	0.0	0.0	0.0	YES	0
75-1444207	Scor Reinsurance Company.....	0					0		0	0		0.0	0.0	0.0	0.0	YES	0
13-2997499	Sirius America Insurance Company.....	0					0		0	0		0.0	0.0	0.0	0.0	YES	0
41-0406690	St Paul Fire & Marine Ins Co.....	14					14		14	0		0.0	0.0	0.0	0.0	YES	0
13-1675535	Swiss Reinsurance America Corporation.....	0					0		0	0		0.0	0.0	0.0	0.0	YES	0
13-2918573	Toa Reinsurance Company of America.....	0					0		0	0		0.0	0.0	0.0	0.0	YES	0
13-5616275	Transatlantic Reinsurance Company.....	0					0		0	0		0.0	0.0	0.0	0.0	YES	0
0999999	Total Authorized Other U.S. Unaffiliated Insurers.....	70	0	0	0	0	70	0	70	0	0	0.0	0.0	0.0	0.0	XXX	0
<b>Authorized Pools-Mandatory Pools</b>																	
AA-9991161	Commonwealth Automobile Reinsurers.....	0					0		0	0		0.0	0.0	0.0	0.0	YES	0
AA-9991310	Florida Hurricane Catastrophe Fund.....	0					0		0	0		0.0	0.0	0.0	0.0	YES	0
AA-9991205	Georgia Fair Plan.....	0					0		0	0		0.0	0.0	0.0	0.0	YES	0
AA-9991500	Illinois Mine Subsidence Fund.....	25					25		25	0		0.0	0.0	0.0	0.0	YES	0
AA-9991501	Indiana Mine Subsidence Fund.....	0					0		0	0		0.0	0.0	0.0	0.0	YES	0
AA-9991502	Kentucky Mine Subsidence Fund.....	0					0		0	0		0.0	0.0	0.0	0.0	YES	0
AA-9991213	Massachusetts Fair Plan.....	0					0		0	0		0.0	0.0	0.0	0.0	YES	0
AA-9991159	Michigan Catastrophic Claims Association.....	1,301					1,301		1,301	0		0.0	0.0	0.0	0.0	YES	0
AA-9992201	National Flood Insurance Program.....	0					0		0	0		0.0	0.0	0.0	0.0	YES	0
AA-9991160	New Jersey Unsatisfied Claim and Judgement Fund.....	2					2		2	0		0.0	0.0	0.0	0.0	YES	0
AA-9991220	New York Fair Plan.....	0					0		0	0		0.0	0.0	0.0	0.0	YES	0



**SCHEDULE F - PART 3 (Continued)**

Ceded Reinsurance as of December 31, Current Year (\$000 Omitted)

(Aging of Ceded Reinsurance)

ID Number from Col. 1	Name of Reinsurer from Col. 3	Reinsurance Recoverable on Paid Losses and Paid Loss Adjustment Expenses							44  Total Recoverable on Paid Losses & LAE Amounts in Dispute Included in Col. 43	45  Recoverable on Paid Losses & LAE Over 90 Days Past Due Amounts in Dispute Included in Cols. 40 & 41	46  Total Recoverable on Paid Losses & LAE Amounts Not in Dispute (Cols. 43 - 44)	47  Recoverable on Paid Losses & LAE Over 90 Days Past Due Amounts Not in Dispute (Cols. 40 + 41 - 45)	48  Amounts Received Prior 90 Days	49  Percentage Overdue (Col. 42 / Col. 43)	50  Percentage of Amounts More Than 90 Days Overdue Not in Dispute (Col. 47 / [Cols. 46 + 48])	51  Percentage More Than 120 Days Overdue (Col. 41 / Col. 43)	52  Is the Amount in Col. 50 Less than 20%? (Yes or No)	53  Amounts in Col. 47 for Reinsurers with Values Less Than 20% in Col. 50
		37	Overdue					43  Total Due Cols. 37 + 42 (In Total Should Equal Cols. 7 + 8)										
		Current	38 1 - 29 Days	39 30 - 90 Days	40 91 - 120 Days	41 Over 120 Days	42 Total Overdue (Cols. 38 + 39 + 40 + 41)											
AA-9991139	North Carolina Reinsurance Facility.....	1,715						1,715		1,715	0	0.0	0.0	0.0	0.0	0.0	YES	0
AA-9991503	Ohio Mine Subsidence Fund.....							0		0	0	0.0	0.0	0.0	0.0	0.0	YES	0
AA-9991226	Virginia Fair Plan.....							0		0	0	0.0	0.0	0.0	0.0	0.0	YES	0
AA-9991506	West Virginia Mine Subsidence Fund.....							0		0	0	0.0	0.0	0.0	0.0	0.0	YES	0
1099999	Total Authorized Pools - Mandatory Pools.....	3,044	0	0	0	0	0	3,044	0	3,044	0	0.0	0.0	0.0	0.0	0.0	XXX	0

**Authorized Other Non-U.S. Insurers**

AA-3194168	Aspen Bermuda Limited.....	0						0		0	0	0.0	0.0	0.0	0.0	0.0	YES	0
AA-1120337	Aspen Insurance UK Limited.....	8						8		8	0	0.0	0.0	0.0	0.0	0.0	YES	0
AA-3194139	Axis Specialty Limited.....							0		0	0	0.0	0.0	0.0	0.0	0.0	YES	0
AA-3194122	DaVinci Reinsurance Ltd.....							0		0	0	0.0	0.0	0.0	0.0	0.0	YES	0
AA-3194130	Endurance Specialty Insurance Limited.....	0						0		0	0	0.0	0.0	0.0	0.0	0.0	YES	0
AA-1340125	Hannover Ruck SE.....	17						17		17	0	0.0	0.0	0.0	0.0	0.0	YES	0
AA-1126033	Lloyd's Syndicate Number 0033.....	6						6		6	0	0.0	0.0	0.0	0.0	0.0	YES	0
AA-1126190	Lloyd's Syndicate Number 0190.....							0		0	0	0.0	0.0	0.0	0.0	0.0	YES	0
AA-1126382	Lloyds Syndicate Number 0382.....	0						0		0	0	0.0	0.0	0.0	0.0	0.0	YES	0
AA-1126435	Lloyd's Syndicate Number 0435.....	1						1		1	0	0.0	0.0	0.0	0.0	0.0	YES	0
AA-1126510	Lloyd's Syndicate Number 0510.....	1						1		1	0	0.0	0.0	0.0	0.0	0.0	YES	0
AA-1126609	Lloyd's Syndicate Number 0609.....	0						0		0	0	0.0	0.0	0.0	0.0	0.0	YES	0
AA-1126623	Lloyd's Syndicate Number 0623.....	1						1		1	0	0.0	0.0	0.0	0.0	0.0	YES	0
AA-1126958	Lloyd's Syndicate Number 0958.....							0		0	0	0.0	0.0	0.0	0.0	0.0	YES	0
AA-1127084	Lloyd's Syndicate Number 1084.....	4						4		4	0	0.0	0.0	0.0	0.0	0.0	YES	0
AA-1127183	Lloyd's Syndicate Number 1183.....	0						0		0	0	0.0	0.0	0.0	0.0	0.0	YES	0
AA-1127414	Lloyd's Syndicate Number 1414.....	1						1		1	0	0.0	0.0	0.0	0.0	0.0	YES	0
AA-1120102	Lloyd's Syndicate Number 1458.....							0		0	0	0.0	0.0	0.0	0.0	0.0	YES	0
AA-1120084	Lloyd's Syndicate Number 1955.....							0		0	0	0.0	0.0	0.0	0.0	0.0	YES	0
AA-1120106	Lloyd's Syndicate Number 1969.....							0		0	0	0.0	0.0	0.0	0.0	0.0	YES	0
AA-1128000	Lloyd's Syndicate Number 2000.....							0		0	0	0.0	0.0	0.0	0.0	0.0	YES	0
AA-1128001	Lloyd's Syndicate Number 2001.....	12						12		12	0	0.0	0.0	0.0	0.0	0.0	YES	0
AA-1128003	Lloyd's Syndicate Number 2003.....	1						1		1	0	0.0	0.0	0.0	0.0	0.0	YES	0
AA-1120071	Lloyd's Syndicate Number 2007.....	0						0		0	0	0.0	0.0	0.0	0.0	0.0	YES	0
AA-1128010	Lloyd's Syndicate Number 2010.....	4						4		4	0	0.0	0.0	0.0	0.0	0.0	YES	0
AA-1120158	Lloyd's Syndicate Number 2014.....	2						2		2	0	0.0	0.0	0.0	0.0	0.0	YES	0
AA-1128623	Lloyd's Syndicate Number 2623.....	3						3		3	0	0.0	0.0	0.0	0.0	0.0	YES	0
AA-1128791	Lloyd's Syndicate Number 2791.....	0						0		0	0	0.0	0.0	0.0	0.0	0.0	YES	0
AA-1128987	Lloyd's Syndicate Number 2987.....							0		0	0	0.0	0.0	0.0	0.0	0.0	YES	0
AA-1120179	Lloyd's Syndicate Number 2988.....							0		0	0	0.0	0.0	0.0	0.0	0.0	YES	0
AA-1120116	Lloyd's Syndicate Number 3902.....	0						0		0	0	0.0	0.0	0.0	0.0	0.0	YES	0
AA-1126005	Lloyd's Syndicate Number 4000.....	1						1		1	0	0.0	0.0	0.0	0.0	0.0	YES	0
AA-1120075	Lloyd's Syndicate Number 4020.....							0		0	0	0.0	0.0	0.0	0.0	0.0	YES	0

**SCHEDULE F - PART 3 (Continued)**

Ceded Reinsurance as of December 31, Current Year (\$000 Omitted)

(Aging of Ceded Reinsurance)

ID Number from Col. 1	Name of Reinsurer from Col. 3	Reinsurance Recoverable on Paid Losses and Paid Loss Adjustment Expenses							44 Total Recoverable on Paid Losses & LAE Amounts in Dispute Included in Col. 43	45 Recoverable on Paid Losses & LAE Over 90 Days Past Due Amounts in Dispute Included in Cols. 40 & 41	46 Total Recoverable on Paid Losses & LAE Amounts Not in Dispute (Cols. 43 - 44)	47 Recoverable on Paid Losses & LAE Over 90 Days Past Due Amounts Not in Dispute (Cols. 40 + 41 - 45)	48 Amounts Received Prior 90 Days	49 Percentage Overdue (Col. 42 / Col. 43)	50 Percentage of Amounts More Than 90 Days Overdue Not in Dispute (Col. 47 / [Cols. 46 + 48])	51 Percentage More Than 120 Days Overdue (Col. 41 / Col. 43)	52 Is the Amount in Col. 50 Less than 20%? (Yes or No)	53 Amounts in Col. 47 for Reinsurers with Values Less Than 20% in Col. 50
		37	Overdue					43 Total Due Cols. 37 + 42 (In Total Should Equal Cols. 7 + 8)										
		Current	38 1 - 29 Days	39 30 - 90 Days	40 91 - 120 Days	41 Over 120 Days	42 Total Overdue (Cols. 38 + 39 + 40 + 41)											
AA-1126004	Lloyd's Syndicate Number 4444.....	0					0	0	0	0	0	0	0.0	0.0	0.0	0.0	YES	0
AA-1126006	Lloyd's Syndicate Number 4472.....	1					0	1		1	0	0	0.0	0.0	0.0	0.0	YES	0
AA-1840000	Mapfre Re.....	0					0	0		0	0	0	0.0	0.0	0.0	0.0	YES	0
AA-3190829	Markel Bermuda Limited (formerly Alterra Bermuda Ltd.).....	2					0	2		2	0	0	0.0	0.0	0.0	0.0	YES	0
AA-1121425	Markel International Insurance Company Limited.....						0	0		0	0	0	0.0	0.0	0.0	0.0	YES	0
AA-3190339	Renaissance Reinsurance Ltd.....						0	0		0	0	0	0.0	0.0	0.0	0.0	YES	0
AA-3190870	Validus Reinsurance Ltd.....	1					0	1		1	0	0	0.0	0.0	0.0	0.0	YES	0
1299999	Total Authorized Other Non-U.S. Insurers.....	66	0	0	0	0	0	66	0	66	0	0	0.0	0.0	0.0	0.0	...XXX	0
1499999	Total Authorized Excluding Protected Cells.....	3,179	0	0	0	0	0	3,179	0	3,179	0	0	0.0	0.0	0.0	0.0	...XXX	0
<b>Unauthorized Other U.S. Unaffiliated Insurers</b>																		
03-0310326	CSX Insurance Company.....	307					0	307		307	0	0	0.0	0.0	0.0	0.0	YES	0
03-0346985	Exchange Indemnity Company.....	0					0	0		0	0	0	0.0	0.0	0.0	0.0	YES	0
25-1438780	Three Rivers Insurance Company.....	58					0	58		58	0	0	0.0	0.0	0.0	0.0	YES	0
2399999	Total Unauthorized Other U.S. Unaffiliated Insurers.....	365	0	0	0	0	0	365	0	365	0	0	0.0	0.0	0.0	0.0	...XXX	0
<b>Unauthorized Other Non-U.S. Insurers</b>																		
AA-3194128	Allied World Assurance Company Limited.....						0	0		0	0	0	0.0	0.0	0.0	0.0	YES	0
AA-3190932	ARGO Re Ltd.....						0	0		0	0	0	0.0	0.0	0.0	0.0	YES	0
AA-3191352	Ascot Reinsurance Company Limited.....						0	0		0	0	0	0.0	0.0	0.0	0.0	YES	0
AA-3194161	Catlin Insurance Co. Ltd.....	1					0	1		1	0	0	0.0	0.0	0.0	0.0	YES	0
AA-1120810	Ace European Grp Ltd.....						0	0		0	0	0	0.0	0.0	0.0	0.0	YES	0
AA-3190770	Chubb Tempest Reinsurance Ltd.....	0					0	0		0	0	0	0.0	0.0	0.0	0.0	YES	0
AA-1320035	Colisee Re.....						0	0		0	0	0	0.0	0.0	0.0	0.0	YES	0
AA-3191289	Fidelis Insurance Bermuda Limited.....						0	0		0	0	0	0.0	0.0	0.0	0.0	YES	0
AA-3191190	Hamilton Re Ltd. (formerly S A C Re LTD).....						0	0		0	0	0	0.0	0.0	0.0	0.0	YES	0
AA-3190060	Hannover Re Limited.....	0					0	0		0	0	0	0.0	0.0	0.0	0.0	YES	0
AA-1120066	Lancashire Insurance Company UK LTD.....						0	0		0	0	0	0.0	0.0	0.0	0.0	YES	0
AA-3194145	Marshall Insurance Group, Ltd.....	441					0	441		441	0	0	0.0	0.0	0.0	0.0	YES	0
AA-1460019	MS Amlin AG.....						0	0		0	0	0	0.0	0.0	0.0	0.0	YES	0
AA-3190686	Partner Reins Co Ltd.....						0	0		0	0	0	0.0	0.0	0.0	0.0	YES	0
AA-1340004	R&V Versicherung AG.....	1					0	1		1	0	0	0.0	0.0	0.0	0.0	YES	0
AA-1320031	SCOR Global P&C SE.....						0	0		0	0	0	0.0	0.0	0.0	0.0	YES	0
AA-1464100	SCOR Switzerland AG.....	1					0	1		1	0	0	0.0	0.0	0.0	0.0	YES	0
AA-3191321	Sirius Bermuda Insurance Company Ltd.....						0	0		0	0	0	0.0	0.0	0.0	0.0	YES	0
AA-1440076	Sirius International Insurance Corp.....						0	0		0	0	0	0.0	0.0	0.0	0.0	YES	0
AA-3191315	XL Bermuda Ltd.....	1					0	1		1	0	0	0.0	0.0	0.0	0.0	YES	0
2699999	Total Unauthorized Other Non-U.S. Insurers.....	446	0	0	0	0	0	446	0	446	0	0	0.0	0.0	0.0	0.0	...XXX	0
2899999	Total Unauthorized Excluding Protected Cells.....	810	0	0	0	0	0	810	0	810	0	0	0.0	0.0	0.0	0.0	...XXX	0
<b>Certified Other Non-U.S. Insurers</b>																		
AA-3194126	Arch Reinsurance Limited.....	0					0	0		0	0	0	0.0	0.0	0.0	0.0	YES	0

24.2

### SCHEDULE F - PART 3 (Continued)

Ceded Reinsurance as of December 31, Current Year (\$000 Omitted)  
(Aging of Ceded Reinsurance)

ID Number from Col. 1	Name of Reinsurer from Col. 3	Reinsurance Recoverable on Paid Losses and Paid Loss Adjustment Expenses						43	44	45	46	47	48	49	50	51	52	53
		37	Overdue				43											
			38	39	40	41												
Current	1 - 29 Days	30 - 90 Days	91 - 120 Days	Over 120 Days	Total Overdue (Cols. 38 + 39 + 40 + 41)	Total Due Cols. 37 + 42 (In Total Should Equal Cols. 7 + 8)	Total Recoverable on Paid Losses & LAE Amounts in Dispute Included in Col. 43	Recoverable on Paid Losses & LAE Over 90 Days Past Due Amounts in Dispute Included in Cols. 40 & 41	Total Recoverable on Paid Losses & LAE Amounts Not in Dispute (Cols. 43 - 44)	Recoverable on Paid Losses & LAE Over 90 Days Past Due Amounts Not in Dispute (Cols. 40 + 41 - 45)	Amounts Received Prior 90 Days	Percentage Overdue (Col. 42 / Col. 43)	Percentage of Amounts More Than 90 Days Overdue Not in Dispute (Col. 47 / [Cols. 46 + 48])	Percentage More Than 120 Days Overdue (Col. 41 / Col. 43)	Is the Amount in Col. 50 Less than 20%? (Yes or No)	Amounts in Col. 47 for Reinsurers with Values Less Than 20% in Col. 50		
4099999	Total Certified Other Non-U.S. Insurers.....	0	0	0	0	0	0	0	0	0	0	0	0.0	0.0	0.0	XXX	0	
4299999	Total Certified Excluding Protected Cells.....	0	0	0	0	0	0	0	0	0	0	0	0.0	0.0	0.0	XXX	0	
4399999	Total Authorized, Unauthorized & Certified Excl Prot Cells.....	3,990	0	0	0	0	3,990	0	0	3,990	0	0	0.0	0.0	0.0	XXX	0	
9999999	Totals (Sum of 4399999 and 4499999).....	3,990	0	0	0	0	3,990	0	0	3,990	0	0	0.0	0.0	0.0	XXX	0	

**SCHEDULE F - PART 3 (Continued)**

Ceded Reinsurance as of December 31, Current Year (\$000 Omitted)

(Provision for Reinsurance for Certified Reinsurer)

ID Number from Col. 1	Name of Reinsurer from Col. 3	Provision for Certified Reinsurance														Complete if Col. 52 = "No"; Otherwise Enter 0			69 Provision for Overdue Reinsurance Ceded to Certified Reinsurers (Greater of [Col. 62 + Col. 65] or Col. 68; Not to Exceed Col. 63)
		54	55	56	57	58	59	60	61	62	63	64	65	66	67	68			
		Certified Reinsurer Rating (1 through 6)	Effective Date of Certified Reinsurer Rating	Percent Collateral Required for Full Credit (0% through 100%)	Catastrophe Recoverables Qualifying for Collateral Deferral	Net Recoverables Subject to Collateral Requirements for Full Credit (Cols. 19 - 57)	Dollar Amount of Collateral Required (Col. 56 * Col. 58)	General Provided for Net Recoverables Subject to Collateral Requirements ([Col. 20 + Col. 21 + Col. 22 + Col. 24] / Col. 58)	Percent Credit Allowed on Net Recoverables Subject to Collateral Requirements (Col. 60 / Col. 56, Not to Exceed 100%)	20% of Recoverable on Paid Losses & LAE over 90 Days Past Due Amounts in Dispute (Col. 45 * 20%)	Amount of Credit Allowed for Net Recoverables (Col. 57 + [Col. 58 * Col. 61])	Provision for Reinsurance with Certified Reinsurers Due to Collateral Deficiency (Col. 19 - Col. 63)	20% of Recoverable on Paid Losses & LAE Over 90 Days Past Due Amounts Not in Dispute (Col. 47 * 20%)	Total Collateral Provided (Col. 20 + Col. 21 + Col. 22 + Col. 24 Not to Exceed Col. 63)	Net Unsecured Recoverable for Which Credit is Allowed (Col. 63 - Col. 66)	20% of Amount in Col. 67			

**Authorized Other U.S. Unaffiliated Insurers**

36-2661954	American Agricultural Insurance Company.....	XXX	XXX	XXX	XXX	XXX	XXX	XXX	XXX	XXX	XXX	XXX	XXX	XXX	XXX	XXX	XXX
06-1430254	Arch Reinsurance Company.....	XXX	XXX	XXX	XXX	XXX	XXX	XXX	XXX	XXX	XXX	XXX	XXX	XXX	XXX	XXX	XXX
51-0434766	AXIS Reinsurance Company.....	XXX	XXX	XXX	XXX	XXX	XXX	XXX	XXX	XXX	XXX	XXX	XXX	XXX	XXX	XXX	XXX
39-0712210	Church Mutual Insurance Co.....	XXX	XXX	XXX	XXX	XXX	XXX	XXX	XXX	XXX	XXX	XXX	XXX	XXX	XXX	XXX	XXX
42-0234980	Employers Mutual Casualty Co.....	XXX	XXX	XXX	XXX	XXX	XXX	XXX	XXX	XXX	XXX	XXX	XXX	XXX	XXX	XXX	XXX
22-2005057	Everest Reinsurance Company.....	XXX	XXX	XXX	XXX	XXX	XXX	XXX	XXX	XXX	XXX	XXX	XXX	XXX	XXX	XXX	XXX
AA-9995093	Excess & Treaty Management Corporation.....	XXX	XXX	XXX	XXX	XXX	XXX	XXX	XXX	XXX	XXX	XXX	XXX	XXX	XXX	XXX	XXX
05-0316605	Factory Mutual Ins. Co.....	XXX	XXX	XXX	XXX	XXX	XXX	XXX	XXX	XXX	XXX	XXX	XXX	XXX	XXX	XXX	XXX
38-1316179	Farm Bureau Mutual Insurance Company of Michigan.....	XXX	XXX	XXX	XXX	XXX	XXX	XXX	XXX	XXX	XXX	XXX	XXX	XXX	XXX	XXX	XXX
13-2673100	General Reinsurance Corporation.....	XXX	XXX	XXX	XXX	XXX	XXX	XXX	XXX	XXX	XXX	XXX	XXX	XXX	XXX	XXX	XXX
74-2195939	Houston Casualty Company.....	XXX	XXX	XXX	XXX	XXX	XXX	XXX	XXX	XXX	XXX	XXX	XXX	XXX	XXX	XXX	XXX
61-0392792	Kentucky Farm Bureau Mutual Insurance Company.....	XXX	XXX	XXX	XXX	XXX	XXX	XXX	XXX	XXX	XXX	XXX	XXX	XXX	XXX	XXX	XXX
04-1543470	Liberty Mutual Insurance Company.....	XXX	XXX	XXX	XXX	XXX	XXX	XXX	XXX	XXX	XXX	XXX	XXX	XXX	XXX	XXX	XXX
31-4259550	Motorists Mutual Insurance Co.....	XXX	XXX	XXX	XXX	XXX	XXX	XXX	XXX	XXX	XXX	XXX	XXX	XXX	XXX	XXX	XXX
47-0698507	Odyssey Reinsurance Company.....	XXX	XXX	XXX	XXX	XXX	XXX	XXX	XXX	XXX	XXX	XXX	XXX	XXX	XXX	XXX	XXX
13-3031176	Partner Reinsurance Co. of US.....	XXX	XXX	XXX	XXX	XXX	XXX	XXX	XXX	XXX	XXX	XXX	XXX	XXX	XXX	XXX	XXX
23-1641984	QBE Reinsurance Corporation.....	XXX	XXX	XXX	XXX	XXX	XXX	XXX	XXX	XXX	XXX	XXX	XXX	XXX	XXX	XXX	XXX
52-1952955	Renaissance Reinsurance U.S. Inc.....	XXX	XXX	XXX	XXX	XXX	XXX	XXX	XXX	XXX	XXX	XXX	XXX	XXX	XXX	XXX	XXX
43-0727872	Safety National Casualty Corporation.....	XXX	XXX	XXX	XXX	XXX	XXX	XXX	XXX	XXX	XXX	XXX	XXX	XXX	XXX	XXX	XXX
75-1444207	Scor Reinsurance Company.....	XXX	XXX	XXX	XXX	XXX	XXX	XXX	XXX	XXX	XXX	XXX	XXX	XXX	XXX	XXX	XXX
13-2997499	Sirius America Insurance Company.....	XXX	XXX	XXX	XXX	XXX	XXX	XXX	XXX	XXX	XXX	XXX	XXX	XXX	XXX	XXX	XXX
41-0406690	St Paul Fire & Marine Ins Co.....	XXX	XXX	XXX	XXX	XXX	XXX	XXX	XXX	XXX	XXX	XXX	XXX	XXX	XXX	XXX	XXX
13-1675535	Swiss Reinsurance America Corporation.....	XXX	XXX	XXX	XXX	XXX	XXX	XXX	XXX	XXX	XXX	XXX	XXX	XXX	XXX	XXX	XXX
13-2918573	Toa Reinsurance Company of America.....	XXX	XXX	XXX	XXX	XXX	XXX	XXX	XXX	XXX	XXX	XXX	XXX	XXX	XXX	XXX	XXX
13-5616275	Transatlantic Reinsurance Company.....	XXX	XXX	XXX	XXX	XXX	XXX	XXX	XXX	XXX	XXX	XXX	XXX	XXX	XXX	XXX	XXX
0999999	Total Authorized Other U.S. Unaffiliated Insurers.....	XXX	XXX	XXX	XXX	XXX	XXX	XXX	XXX	XXX	XXX	XXX	XXX	XXX	XXX	XXX	XXX

**Authorized Pools-Mandatory Pools**

AA-9991161	Commonwealth Automobile Reinsurers.....	XXX	XXX	XXX	XXX	XXX	XXX	XXX	XXX	XXX	XXX	XXX	XXX	XXX	XXX	XXX	XXX
AA-9991310	Florida Hurricane Catastrophe Fund.....	XXX	XXX	XXX	XXX	XXX	XXX	XXX	XXX	XXX	XXX	XXX	XXX	XXX	XXX	XXX	XXX
AA-9991205	Georgia Fair Plan.....	XXX	XXX	XXX	XXX	XXX	XXX	XXX	XXX	XXX	XXX	XXX	XXX	XXX	XXX	XXX	XXX
AA-9991500	Illinois Mine Subsidence Fund.....	XXX	XXX	XXX	XXX	XXX	XXX	XXX	XXX	XXX	XXX	XXX	XXX	XXX	XXX	XXX	XXX
AA-9991501	Indiana Mine Subsidence Fund.....	XXX	XXX	XXX	XXX	XXX	XXX	XXX	XXX	XXX	XXX	XXX	XXX	XXX	XXX	XXX	XXX
AA-9991502	Kentucky Mine Subsidence Fund.....	XXX	XXX	XXX	XXX	XXX	XXX	XXX	XXX	XXX	XXX	XXX	XXX	XXX	XXX	XXX	XXX
AA-9991213	Massachusetts Fair Plan.....	XXX	XXX	XXX	XXX	XXX	XXX	XXX	XXX	XXX	XXX	XXX	XXX	XXX	XXX	XXX	XXX
AA-9991159	Michigan Catastrophic Claims Association.....	XXX	XXX	XXX	XXX	XXX	XXX	XXX	XXX	XXX	XXX	XXX	XXX	XXX	XXX	XXX	XXX
AA-9992201	National Flood Insurance Program.....	XXX	XXX	XXX	XXX	XXX	XXX	XXX	XXX	XXX	XXX	XXX	XXX	XXX	XXX	XXX	XXX
AA-9991160	New Jersey Unsatisfied Claim and Judgement Fund.....	XXX	XXX	XXX	XXX	XXX	XXX	XXX	XXX	XXX	XXX	XXX	XXX	XXX	XXX	XXX	XXX
AA-9991220	New York Fair Plan.....	XXX	XXX	XXX	XXX	XXX	XXX	XXX	XXX	XXX	XXX	XXX	XXX	XXX	XXX	XXX	XXX

**SCHEDULE F - PART 3 (Continued)**

Ceded Reinsurance as of December 31, Current Year (\$000 Omitted)

(Provision for Reinsurance for Certified Reinsurer)

ID Number from Col. 1	Name of Reinsurer from Col. 3	Provision for Certified Reinsurance															
		54	55	56	57	58	59	60	61	62	63	64	65	Complete if Col. 52 = "No"; Otherwise Enter 0			69
		Certified Reinsurer Rating (1 through 6)	Effective Date of Certified Reinsurer Rating	Percent Collateral Required for Full Credit (0% through 100%)	Catastrophe Recoverables Qualifying for Collateral Deferral	Net Recoverables Subject to Collateral Requirements for Full Credit (Cols. 19 - 57)	Dollar Amount of Collateral Required (Col. 56 * Col. 58)	Percent of Net Recoverables Subject to Collateral Requirements ((Col. 20 + Col. 21 + Col. 22 + Col. 24) / Col. 58)	Percent Credit Allowed on Net Recoverables Subject to Collateral Requirements (Col. 60 / Col. 56, Not to Exceed 100%)	20% of Recoverable on Paid Losses & LAE over 90 Days Past Due Amounts in Dispute (Col. 45 * 20%)	Amount of Credit Allowed for Net Recoverables (Col. 57 + [Col. 58 * Col. 61])	Provision for Reinsurance with Certified Reinsurers Due to Collateral Deficiency (Col. 19 - Col. 63)	20% of Recoverable on Paid Losses & LAE Over 90 Days Past Due Amounts Not in Dispute (Col. 47 * 20%)	Total Collateral Provided (Col. 20 + Col. 21 + Col. 22 + Col. 24 Not to Exceed Col. 63)	Net Unsecured Recoverable for Which Credit is Allowed (Col. 63 - Col. 66)	20% of Amount in Col. 67	Provision for Overdue Reinsurance Ceded to Certified Reinsurers (Greater of [Col. 62 + Col. 65] or Col. 68; Not to Exceed Col. 63)
AA-9991139	North Carolina Reinsurance Facility.....	XXX	XXX	XXX	XXX	XXX	XXX	XXX	XXX	XXX	XXX	XXX	XXX	XXX	XXX	XXX	
AA-9991503	Ohio Mine Subsidence Fund.....	XXX	XXX	XXX	XXX	XXX	XXX	XXX	XXX	XXX	XXX	XXX	XXX	XXX	XXX	XXX	
AA-9991226	Virginia Fair Plan.....	XXX	XXX	XXX	XXX	XXX	XXX	XXX	XXX	XXX	XXX	XXX	XXX	XXX	XXX	XXX	
AA-9991506	West Virginia Mine Subsidence Fund.....	XXX	XXX	XXX	XXX	XXX	XXX	XXX	XXX	XXX	XXX	XXX	XXX	XXX	XXX	XXX	
1099999	Total Authorized Pools - Mandatory Pools.....				XXX	XXX	XXX	XXX	XXX	XXX	XXX	XXX	XXX	XXX	XXX	XXX	

**Authorized Other Non-U.S. Insurers**

AA-3194168	Aspen Bermuda Limited.....	XXX	XXX	XXX	XXX	XXX	XXX	XXX	XXX	XXX	XXX	XXX	XXX	XXX	XXX	XXX
AA-1120337	Aspen Insurance UK Limited.....	XXX	XXX	XXX	XXX	XXX	XXX	XXX	XXX	XXX	XXX	XXX	XXX	XXX	XXX	XXX
AA-3194139	Axis Specialty Limited.....	XXX	XXX	XXX	XXX	XXX	XXX	XXX	XXX	XXX	XXX	XXX	XXX	XXX	XXX	XXX
AA-3194122	DaVinci Reinsurance Ltd.....	XXX	XXX	XXX	XXX	XXX	XXX	XXX	XXX	XXX	XXX	XXX	XXX	XXX	XXX	XXX
AA-3194130	Endurance Specialty Insurance Limited.....	XXX	XXX	XXX	XXX	XXX	XXX	XXX	XXX	XXX	XXX	XXX	XXX	XXX	XXX	XXX
AA-1340125	Hannover Ruck SE.....	XXX	XXX	XXX	XXX	XXX	XXX	XXX	XXX	XXX	XXX	XXX	XXX	XXX	XXX	XXX
AA-1126033	Lloyd's Syndicate Number 0033.....	XXX	XXX	XXX	XXX	XXX	XXX	XXX	XXX	XXX	XXX	XXX	XXX	XXX	XXX	XXX
AA-1126190	Lloyd's Syndicate Number 0190.....	XXX	XXX	XXX	XXX	XXX	XXX	XXX	XXX	XXX	XXX	XXX	XXX	XXX	XXX	XXX
AA-1126382	Lloyds Syndicate Number 0382.....	XXX	XXX	XXX	XXX	XXX	XXX	XXX	XXX	XXX	XXX	XXX	XXX	XXX	XXX	XXX
AA-1126435	Lloyd's Syndicate Number 0435.....	XXX	XXX	XXX	XXX	XXX	XXX	XXX	XXX	XXX	XXX	XXX	XXX	XXX	XXX	XXX
AA-1126510	Lloyd's Syndicate Number 0510.....	XXX	XXX	XXX	XXX	XXX	XXX	XXX	XXX	XXX	XXX	XXX	XXX	XXX	XXX	XXX
AA-1126609	Lloyd's Syndicate Number 0609.....	XXX	XXX	XXX	XXX	XXX	XXX	XXX	XXX	XXX	XXX	XXX	XXX	XXX	XXX	XXX
AA-1126623	Lloyd's Syndicate Number 0623.....	XXX	XXX	XXX	XXX	XXX	XXX	XXX	XXX	XXX	XXX	XXX	XXX	XXX	XXX	XXX
AA-1126958	Lloyd's Syndicate Number 0958.....	XXX	XXX	XXX	XXX	XXX	XXX	XXX	XXX	XXX	XXX	XXX	XXX	XXX	XXX	XXX
AA-1127084	Lloyd's Syndicate Number 1084.....	XXX	XXX	XXX	XXX	XXX	XXX	XXX	XXX	XXX	XXX	XXX	XXX	XXX	XXX	XXX
AA-1127183	Lloyd's Syndicate Number 1183.....	XXX	XXX	XXX	XXX	XXX	XXX	XXX	XXX	XXX	XXX	XXX	XXX	XXX	XXX	XXX
AA-1127414	Lloyd's Syndicate Number 1414.....	XXX	XXX	XXX	XXX	XXX	XXX	XXX	XXX	XXX	XXX	XXX	XXX	XXX	XXX	XXX
AA-1120102	Lloyd's Syndicate Number 1458.....	XXX	XXX	XXX	XXX	XXX	XXX	XXX	XXX	XXX	XXX	XXX	XXX	XXX	XXX	XXX
AA-1120084	Lloyd's Syndicate Number 1955.....	XXX	XXX	XXX	XXX	XXX	XXX	XXX	XXX	XXX	XXX	XXX	XXX	XXX	XXX	XXX
AA-1120106	Lloyd's Syndicate Number 1969.....	XXX	XXX	XXX	XXX	XXX	XXX	XXX	XXX	XXX	XXX	XXX	XXX	XXX	XXX	XXX
AA-1128000	Lloyd's Syndicate Number 2000.....	XXX	XXX	XXX	XXX	XXX	XXX	XXX	XXX	XXX	XXX	XXX	XXX	XXX	XXX	XXX
AA-1128001	Lloyd's Syndicate Number 2001.....	XXX	XXX	XXX	XXX	XXX	XXX	XXX	XXX	XXX	XXX	XXX	XXX	XXX	XXX	XXX
AA-1128003	Lloyd's Syndicate Number 2003.....	XXX	XXX	XXX	XXX	XXX	XXX	XXX	XXX	XXX	XXX	XXX	XXX	XXX	XXX	XXX
AA-1120071	Lloyd's Syndicate Number 2007.....	XXX	XXX	XXX	XXX	XXX	XXX	XXX	XXX	XXX	XXX	XXX	XXX	XXX	XXX	XXX
AA-1128010	Lloyd's Syndicate Number 2010.....	XXX	XXX	XXX	XXX	XXX	XXX	XXX	XXX	XXX	XXX	XXX	XXX	XXX	XXX	XXX
AA-1120158	Lloyd's Syndicate Number 2014.....	XXX	XXX	XXX	XXX	XXX	XXX	XXX	XXX	XXX	XXX	XXX	XXX	XXX	XXX	XXX
AA-1128623	Lloyd's Syndicate Number 2623.....	XXX	XXX	XXX	XXX	XXX	XXX	XXX	XXX	XXX	XXX	XXX	XXX	XXX	XXX	XXX
AA-1128791	Lloyd's Syndicate Number 2791.....	XXX	XXX	XXX	XXX	XXX	XXX	XXX	XXX	XXX	XXX	XXX	XXX	XXX	XXX	XXX
AA-1128987	Lloyd's Syndicate Number 2987.....	XXX	XXX	XXX	XXX	XXX	XXX	XXX	XXX	XXX	XXX	XXX	XXX	XXX	XXX	XXX
AA-1120179	Lloyd's Syndicate Number 2988.....	XXX	XXX	XXX	XXX	XXX	XXX	XXX	XXX	XXX	XXX	XXX	XXX	XXX	XXX	XXX
AA-1120116	Lloyd's Syndicate Number 3902.....	XXX	XXX	XXX	XXX	XXX	XXX	XXX	XXX	XXX	XXX	XXX	XXX	XXX	XXX	XXX
AA-1126005	Lloyd's Syndicate Number 4000.....	XXX	XXX	XXX	XXX	XXX	XXX	XXX	XXX	XXX	XXX	XXX	XXX	XXX	XXX	XXX
AA-1120075	Lloyd's Syndicate Number 4020.....	XXX	XXX	XXX	XXX	XXX	XXX	XXX	XXX	XXX	XXX	XXX	XXX	XXX	XXX	XXX

**SCHEDULE F - PART 3 (Continued)**

Ceded Reinsurance as of December 31, Current Year (\$000 Omitted)

(Provision for Reinsurance for Certified Reinsurer)

ID Number from Col. 1	Name of Reinsurer from Col. 3	Provision for Certified Reinsurance														Complete if Col. 52 = "No"; Otherwise Enter 0			69 Overdue Reinsurance Ceded to Certified Reinsurers (Greater of [Col. 62 + Col. 65] or Col. 68; Not to Exceed Col. 63)
		54	55	56	57	58	59	60	61	62	63	64	65	66	67	68			
		Certified Reinsurer Rating (1 through 6)	Effective Date of Certified Reinsurer Rating	Percent Collateral Required for Full Credit (0% through 100%)	Catastrophe Recoverables Qualifying for Collateral Deferral	Net Recoverables Subject to Collateral Requirements for Full Credit (Cols. 19 - 57)	Dollar Amount of Collateral Required (Col. 56 * Col. 58)	Percent Provided for Net Recoverables Subject to Collateral Requirements ((Col. 20 + Col. 21 + Col. 22 + Col. 24) / Col. 58)	Percent Credit Allowed on Net Recoverables Subject to Collateral Requirements (Col. 60 / Col. 56, Not to Exceed 100%)	20% of Recoverable on Paid Losses & LAE over 90 Days Past Due Amounts in Dispute (Col. 45 * 20%)	Amount of Credit Allowed for Net Recoverables (Col. 57 + [Col. 19 - Col. 63])	Provision for Reinsurance with Certified Reinsurers Due to Collateral Deficiency (Col. 19 - Col. 63)	20% of Recoverable on Paid Losses & LAE Over 90 Days Past Due Amounts Not in Dispute (Col. 47 * 20%)	Total Collateral Provided (Col. 20 + Col. 21 + Col. 22 + Col. 24 Not to Exceed Col. 63)	Net Unsecured Recoverable for Which Credit is Allowed (Col. 63 - Col. 66)	20% of Amount in Col. 67			
AA-1126004	Lloyd's Syndicate Number 4444.....	XXX	XXX	XXX	XXX	XXX	XXX	XXX	XXX	XXX	XXX	XXX	XXX	XXX	XXX	XXX	XXX	XXX	
AA-1126006	Lloyd's Syndicate Number 4472.....	XXX	XXX	XXX	XXX	XXX	XXX	XXX	XXX	XXX	XXX	XXX	XXX	XXX	XXX	XXX	XXX	XXX	
AA-1840000	Mapfre Re.....	XXX	XXX	XXX	XXX	XXX	XXX	XXX	XXX	XXX	XXX	XXX	XXX	XXX	XXX	XXX	XXX	XXX	
AA-3190829	Markel Bermuda Limited (formerly Alterra Bermuda Ltd.).....	XXX	XXX	XXX	XXX	XXX	XXX	XXX	XXX	XXX	XXX	XXX	XXX	XXX	XXX	XXX	XXX	XXX	
AA-1121425	Markel International Insurance Company Limited.....	XXX	XXX	XXX	XXX	XXX	XXX	XXX	XXX	XXX	XXX	XXX	XXX	XXX	XXX	XXX	XXX	XXX	
AA-3190339	Renaissance Reinsurance Ltd.....	XXX	XXX	XXX	XXX	XXX	XXX	XXX	XXX	XXX	XXX	XXX	XXX	XXX	XXX	XXX	XXX	XXX	
AA-3190870	Validus Reinsurance Ltd.....	XXX	XXX	XXX	XXX	XXX	XXX	XXX	XXX	XXX	XXX	XXX	XXX	XXX	XXX	XXX	XXX	XXX	
1299999	Total Authorized Other Non-U.S. Insurers.....				XXX	XXX	XXX	XXX	XXX	XXX	XXX	XXX	XXX	XXX	XXX	XXX	XXX	XXX	
1499999	Total Authorized Excluding Protected Cells.....				XXX	XXX	XXX	XXX	XXX	XXX	XXX	XXX	XXX	XXX	XXX	XXX	XXX	XXX	
<b>Unauthorized Other U.S. Unaffiliated Insurers</b>																			
03-0310326	CSX Insurance Company.....	XXX	XXX	XXX	XXX	XXX	XXX	XXX	XXX	XXX	XXX	XXX	XXX	XXX	XXX	XXX	XXX	XXX	
03-0346985	Exchange Indemnity Company.....	XXX	XXX	XXX	XXX	XXX	XXX	XXX	XXX	XXX	XXX	XXX	XXX	XXX	XXX	XXX	XXX	XXX	
25-1438780	Three Rivers Insurance Company.....	XXX	XXX	XXX	XXX	XXX	XXX	XXX	XXX	XXX	XXX	XXX	XXX	XXX	XXX	XXX	XXX	XXX	
2399999	Total Unauthorized Other U.S. Unaffiliated Insurers.....				XXX	XXX	XXX	XXX	XXX	XXX	XXX	XXX	XXX	XXX	XXX	XXX	XXX	XXX	
<b>Unauthorized Other Non-U.S. Insurers</b>																			
AA-3194128	Allied World Assurance Company Limited.....	XXX	XXX	XXX	XXX	XXX	XXX	XXX	XXX	XXX	XXX	XXX	XXX	XXX	XXX	XXX	XXX	XXX	
AA-3190932	ARGO Re Ltd.....	XXX	XXX	XXX	XXX	XXX	XXX	XXX	XXX	XXX	XXX	XXX	XXX	XXX	XXX	XXX	XXX	XXX	
AA-3191352	Ascot Reinsurance Company Limited.....	XXX	XXX	XXX	XXX	XXX	XXX	XXX	XXX	XXX	XXX	XXX	XXX	XXX	XXX	XXX	XXX	XXX	
AA-3194161	Catlin Insurance Co. Ltd.....	XXX	XXX	XXX	XXX	XXX	XXX	XXX	XXX	XXX	XXX	XXX	XXX	XXX	XXX	XXX	XXX	XXX	
AA-1120810	Ace European Grp Ltd.....	XXX	XXX	XXX	XXX	XXX	XXX	XXX	XXX	XXX	XXX	XXX	XXX	XXX	XXX	XXX	XXX	XXX	
AA-3190770	Chubb Tempest Reinsurance Ltd.....	XXX	XXX	XXX	XXX	XXX	XXX	XXX	XXX	XXX	XXX	XXX	XXX	XXX	XXX	XXX	XXX	XXX	
AA-1320035	Colisee Re.....	XXX	XXX	XXX	XXX	XXX	XXX	XXX	XXX	XXX	XXX	XXX	XXX	XXX	XXX	XXX	XXX	XXX	
AA-3191289	Fidelis Insurance Bermuda Limited.....	XXX	XXX	XXX	XXX	XXX	XXX	XXX	XXX	XXX	XXX	XXX	XXX	XXX	XXX	XXX	XXX	XXX	
AA-3191190	Hamilton Re Ltd. (formerly S A C Re LTD).....	XXX	XXX	XXX	XXX	XXX	XXX	XXX	XXX	XXX	XXX	XXX	XXX	XXX	XXX	XXX	XXX	XXX	
AA-3190060	Hannover Re Limited.....	XXX	XXX	XXX	XXX	XXX	XXX	XXX	XXX	XXX	XXX	XXX	XXX	XXX	XXX	XXX	XXX	XXX	
AA-1120066	Lancashire Insurance Company UK LTD.....	XXX	XXX	XXX	XXX	XXX	XXX	XXX	XXX	XXX	XXX	XXX	XXX	XXX	XXX	XXX	XXX	XXX	
AA-3194145	Marshall Insurance Group, Ltd.....	XXX	XXX	XXX	XXX	XXX	XXX	XXX	XXX	XXX	XXX	XXX	XXX	XXX	XXX	XXX	XXX	XXX	
AA-1460019	MS Amlin AG.....	XXX	XXX	XXX	XXX	XXX	XXX	XXX	XXX	XXX	XXX	XXX	XXX	XXX	XXX	XXX	XXX	XXX	
AA-3190686	Partner Reins Co Ltd.....	XXX	XXX	XXX	XXX	XXX	XXX	XXX	XXX	XXX	XXX	XXX	XXX	XXX	XXX	XXX	XXX	XXX	
AA-1340004	R&V Versicherung AG.....	XXX	XXX	XXX	XXX	XXX	XXX	XXX	XXX	XXX	XXX	XXX	XXX	XXX	XXX	XXX	XXX	XXX	
AA-1320031	SCOR Global P&C SE.....	XXX	XXX	XXX	XXX	XXX	XXX	XXX	XXX	XXX	XXX	XXX	XXX	XXX	XXX	XXX	XXX	XXX	
AA-1464100	SCOR Switzerland AG.....	XXX	XXX	XXX	XXX	XXX	XXX	XXX	XXX	XXX	XXX	XXX	XXX	XXX	XXX	XXX	XXX	XXX	
AA-3191321	Sirius Bermuda Insurance Company Ltd.....	XXX	XXX	XXX	XXX	XXX	XXX	XXX	XXX	XXX	XXX	XXX	XXX	XXX	XXX	XXX	XXX	XXX	
AA-1440076	Sirius International Insurance Corp.....	XXX	XXX	XXX	XXX	XXX	XXX	XXX	XXX	XXX	XXX	XXX	XXX	XXX	XXX	XXX	XXX	XXX	
AA-3191315	XL Bermuda Ltd.....	XXX	XXX	XXX	XXX	XXX	XXX	XXX	XXX	XXX	XXX	XXX	XXX	XXX	XXX	XXX	XXX	XXX	
2699999	Total Unauthorized Other Non-U.S. Insurers.....				XXX	XXX	XXX	XXX	XXX	XXX	XXX	XXX	XXX	XXX	XXX	XXX	XXX	XXX	
2899999	Total Unauthorized Excluding Protected Cells.....				XXX	XXX	XXX	XXX	XXX	XXX	XXX	XXX	XXX	XXX	XXX	XXX	XXX	XXX	
<b>Certified Other Non-U.S. Insurers</b>																			
AA-3194126	Arch Reinsurance Limited.....	3	04/08/2015	20.0		62	12	148.2	100.0	0	62	0	0	0	0	0	0	0	

25.2

**SCHEDULE F - PART 3 (Continued)**

Ceded Reinsurance as of December 31, Current Year (\$000 Omitted)  
(Provision for Reinsurance for Certified Reinsurer)

ID Number from Col. 1	Name of Reinsurer from Col. 3	Provision for Certified Reinsurance													Complete if Col. 52 = "No"; Otherwise Enter 0			69 Provision for Overdue Reinsurance Ceded to Certified Reinsurers (Greater of [Col. 62 + Col. 65] or Col. 68; Not to Exceed Col. 63)
		54	55	56	57	58	59	60	61	62	63	64	65	66	67	68		
		Certified Reinsurer Rating (1 through 6)	Effective Date of Certified Reinsurer Rating	Percent Collateral Required for Full Credit (0% through 100%)	Catastrophe Recoverables Qualifying for Collateral Deferral	Net Recoverables Subject to Collateral Requirements for Full Credit (Cols. 19 - 57)	Dollar Amount of Collateral Required (Col. 56 * Col. 58)	Collateral Provided for Net Recoverables Subject to Collateral Requirements ([Col. 20 + Col. 21 + Col. 22 + Col. 24] / Col. 58)	Percent Credit Allowed on Net Recoverables Subject to Collateral Requirements (Col. 60 / Col. 56, Not to Exceed 100%)	20% of Recoverable on Paid Losses & LAE over 90 Days Past Due Amounts in Dispute (Col. 45 * 20%)	Amount of Credit Allowed for Net Recoverables (Col. 57 + [Col. 58 * Col. 61])	Provision for Reinsurance with Certified Reinsurers Due to Collateral Deficiency (Col. 19 - Col. 63)	20% of Recoverable on Paid Losses & LAE Over 90 Days Past Due Amounts Not in Dispute (Col. 47 * 20%)	Total Collateral Provided (Col. 20 + Col. 21 + Col. 22 + Col. 24 Not to Exceed Col. 63)	Net Unsecured Recoverable for Which Credit is Allowed (Col. 63 - Col. 66)	20% of Amount in Col. 67		
4099999	Total Certified Other Non-U.S. Insurers.....				0	62	12	XXX	XXX	0	62	0	0	0	0	0	0	
4299999	Total Certified Excluding Protected Cells.....				0	62	12	XXX	XXX	0	62	0	0	0	0	0	0	
4399999	Total Authorized, Unauthorized & Certified Excl Prot Cells.....				0	62	12	XXX	XXX	0	62	0	0	0	0	0	0	
9999999	Totals (Sum of 4399999 and 4499999).....				0	62	12	XXX	XXX	0	62	0	0	0	0	0	0	

**SCHEDULE F - PART 3 (Continued)**

Ceded Reinsurance as of December 31, Current Year (\$000 Omitted)

(Total Provision for Reinsurance)

ID Number from Col. 1	Name of Reinsurer from Col. 3	70  20% of Recoverable on Paid Losses & LAE Over 90 Days Past Due Amounts Not in Dispute (Col. 47 * 20%)	Provision for Unauthorized Reinsurance		Provision for Overdue Authorized Reinsurance		Total Provision for Reinsurance			
			71  Provision for Reinsurance with Unauthorized Reinsurers Due to Collateral Deficiency (Col. 26)	72  Provision for Overdue Reinsurance from Unauthorized Reinsurers and Amounts in Dispute (Col. 70 + 20% of the Amount in Col 16)	73  Complete if Col. 52 = "Yes"; Otherwise Enter 0. 20% of Recoverable on Paid Losses & LAE Over 90 Days Past Due Amounts Not in Dispute + 20% of Amounts in Dispute ([Col. 47 * 20%] + [Col. 45 * 20%])	74  Complete if Col. 52 = "No"; Otherwise Enter 0. Greater of 20% of Net Recoverable Net of Funds Held & Collateral, or 20% of Recoverable on Paid Losses & LAE Over 90 Days Past Due (Greater of Col. 26 * 20% or Cols. [40 + 41] * 20%)	75  Provision for Amounts Ceded to Authorized Reinsurers (Cols. 73 + 74)	76  Provision for Amounts Ceded to Unauthorized Reinsurers (Cols. 71 + 72 Not in Excess of Col. 15)	77  Provision for Amounts Ceded to Certified Reinsurers (Cols. 64 + 69)	78  Total Provision for Reinsurance (Cols. 75 + 76 + 77)

**Authorized Other U.S. Unaffiliated Insurers**

36-2661954	American Agricultural Insurance Company.....	0	XXX	XXX	0	0	0	XXX	XXX	0
06-1430254	Arch Reinsurance Company.....	0	XXX	XXX	0	0	0	XXX	XXX	0
51-0434766	AXIS Reinsurance Company.....	0	XXX	XXX	0	0	0	XXX	XXX	0
39-0712210	Church Mutual Insurance Co.....	0	XXX	XXX	0	0	0	XXX	XXX	0
42-0234980	Employers Mutual Casualty Co.....	0	XXX	XXX	0	0	0	XXX	XXX	0
22-2005057	Everest Reinsurance Company.....	0	XXX	XXX	0	0	0	XXX	XXX	0
AA-9995093	Excess & Treaty Management Corporation.....	0	XXX	XXX	0	0	0	XXX	XXX	0
05-0316605	Factory Mutual Ins. Co.....	0	XXX	XXX	0	0	0	XXX	XXX	0
38-1316179	Farm Bureau Mutual Insurance Company of Michigan.....	0	XXX	XXX	0	0	0	XXX	XXX	0
13-2673100	General Reinsurance Corporation.....	0	XXX	XXX	0	0	0	XXX	XXX	0
74-2195939	Houston Casualty Company.....	0	XXX	XXX	0	0	0	XXX	XXX	0
61-0392792	Kentucky Farm Bureau Mutual Insurance Company.....	0	XXX	XXX	0	0	0	XXX	XXX	0
04-1543470	Liberty Mutual Insurance Company.....	0	XXX	XXX	0	0	0	XXX	XXX	0
31-4259550	Motorists Mutual Insurance Co.....	0	XXX	XXX	0	0	0	XXX	XXX	0
47-0698507	Odyssey Reinsurance Company.....	0	XXX	XXX	0	0	0	XXX	XXX	0
13-3031176	Partner Reinsurance Co. of US.....	0	XXX	XXX	0	0	0	XXX	XXX	0
23-1641984	QBE Reinsurance Corporation.....	0	XXX	XXX	0	0	0	XXX	XXX	0
52-1952955	Renaissance Reinsurance U.S. Inc.....	0	XXX	XXX	0	0	0	XXX	XXX	0
43-0727872	Safety National Casualty Corporation.....	0	XXX	XXX	0	0	0	XXX	XXX	0
75-1444207	Scor Reinsurance Company.....	0	XXX	XXX	0	0	0	XXX	XXX	0
13-2997499	Sirius America Insurance Company.....	0	XXX	XXX	0	0	0	XXX	XXX	0
41-0406690	St Paul Fire & Marine Ins Co.....	0	XXX	XXX	0	0	0	XXX	XXX	0
13-1675535	Swiss Reinsurance America Corporation.....	0	XXX	XXX	0	0	0	XXX	XXX	0
13-2918573	Toa Reinsurance Company of America.....	0	XXX	XXX	0	0	0	XXX	XXX	0
13-5616275	Transatlantic Reinsurance Company.....	0	XXX	XXX	0	0	0	XXX	XXX	0
0999999	Total Authorized Other U.S. Unaffiliated Insurers.....	0	XXX	XXX	0	0	0	XXX	XXX	0

**Authorized Pools-Mandatory Pools**

AA-9991161	Commonwealth Automobile Reinsurers.....	0	XXX	XXX	0	0	0	XXX	XXX	0
AA-9991310	Florida Hurricane Catastrophe Fund.....	0	XXX	XXX	0	0	0	XXX	XXX	0
AA-9991205	Georgia Fair Plan.....	0	XXX	XXX	0	0	0	XXX	XXX	0
AA-9991500	Illinois Mine Subsidence Fund.....	0	XXX	XXX	0	0	0	XXX	XXX	0
AA-9991501	Indiana Mine Subsidence Fund.....	0	XXX	XXX	0	0	0	XXX	XXX	0
AA-9991502	Kentucky Mine Subsidence Fund.....	0	XXX	XXX	0	0	0	XXX	XXX	0
AA-9991213	Massachusetts Fair Plan.....	0	XXX	XXX	0	0	0	XXX	XXX	0
AA-9991159	Michigan Catastrophic Claims Association.....	0	XXX	XXX	0	0	0	XXX	XXX	0
AA-9992201	National Flood Insurance Program.....	0	XXX	XXX	0	0	0	XXX	XXX	0
AA-9991160	New Jersey Unsatisfied Claim and Judgement Fund.....	0	XXX	XXX	0	0	0	XXX	XXX	0
AA-9991220	New York Fair Plan.....	0	XXX	XXX	0	0	0	XXX	XXX	0



**SCHEDULE F - PART 3 (Continued)**

Ceded Reinsurance as of December 31, Current Year (\$000 Omitted)

(Total Provision for Reinsurance)

ID Number from Col. 1	Name of Reinsurer from Col. 3	70  20% of Recoverable on Paid Losses & LAE Over 90 Days Past Due Amounts Not in Dispute (Col. 47 * 20%)	Provision for Unauthorized Reinsurance		Provision for Overdue Authorized Reinsurance		Total Provision for Reinsurance				
			71  Provision for Reinsurance with Unauthorized Reinsurers Due to Collateral Deficiency (Col. 26)	72  Provision for Overdue Reinsurance from Unauthorized Reinsurers and Amounts in Dispute (Col. 70 + 20% of the Amount in Col 16)	73  Complete if Col. 52 = "Yes"; Otherwise Enter 0. 20% of Recoverable on Paid Losses & LAE Over 90 Days Past Due Amounts Not in Dispute + 20% of Amounts in Dispute ([Col. 47 * 20%] + [Col. 45 * 20%])	74  Complete if Col. 52 = "No"; Otherwise Enter 0. Greater of 20% of Net Recoverable Net of Funds Held & Collateral, or 20% of Recoverable on Paid Losses & LAE Over 90 Days Past Due (Greater of Col. 26 * 20% or Cols. [40 + 41] * 20%)	75  Provision for Amounts Ceded to Authorized Reinsurers (Cols. 73 + 74)	76  Provision for Amounts Ceded to Unauthorized Reinsurers (Cols. 71 + 72 Not in Excess of Col. 15)	77  Provision for Amounts Ceded to Certified Reinsurers (Cols. 64 + 69)	78  Total Provision for Reinsurance (Cols. 75 + 76 + 77)	
AA-9991139	North Carolina Reinsurance Facility.....	0	XXX	XXX	0	0	0	0	XXX	XXX	0
AA-9991503	Ohio Mine Subsidence Fund.....	0	XXX	XXX	0	0	0	0	XXX	XXX	0
AA-9991226	Virginia Fair Plan.....	0	XXX	XXX	0	0	0	0	XXX	XXX	0
AA-9991506	West Virginia Mine Subsidence Fund.....	0	XXX	XXX	0	0	0	0	XXX	XXX	0
1099999	Total Authorized Pools - Mandatory Pools.....	0	XXX	XXX	0	0	0	0	XXX	XXX	0

**Authorized Other Non-U.S. Insurers**

AA-3194168	Aspen Bermuda Limited.....	0	XXX	XXX	0	0	0	0	XXX	XXX	0
AA-1120337	Aspen Insurance UK Limited.....	0	XXX	XXX	0	0	0	0	XXX	XXX	0
AA-3194139	Axis Specialty Limited.....	0	XXX	XXX	0	0	0	0	XXX	XXX	0
AA-3194122	DaVinci Reinsurance Ltd.....	0	XXX	XXX	0	0	0	0	XXX	XXX	0
AA-3194130	Endurance Specialty Insurance Limited.....	0	XXX	XXX	0	0	0	0	XXX	XXX	0
AA-1340125	Hannover Ruck SE.....	0	XXX	XXX	0	0	0	0	XXX	XXX	0
AA-1126033	Lloyd's Syndicate Number 0033.....	0	XXX	XXX	0	0	0	0	XXX	XXX	0
AA-1126190	Lloyd's Syndicate Number 0190.....	0	XXX	XXX	0	0	0	0	XXX	XXX	0
AA-1126382	Lloyds Syndicate Number 0382.....	0	XXX	XXX	0	0	0	0	XXX	XXX	0
AA-1126435	Lloyd's Syndicate Number 0435.....	0	XXX	XXX	0	0	0	0	XXX	XXX	0
AA-1126510	Lloyd's Syndicate Number 0510.....	0	XXX	XXX	0	0	0	0	XXX	XXX	0
AA-1126609	Lloyd's Syndicate Number 0609.....	0	XXX	XXX	0	0	0	0	XXX	XXX	0
AA-1126623	Lloyd's Syndicate Number 0623.....	0	XXX	XXX	0	0	0	0	XXX	XXX	0
AA-1126958	Lloyd's Syndicate Number 0958.....	0	XXX	XXX	0	0	0	0	XXX	XXX	0
AA-1127084	Lloyd's Syndicate Number 1084.....	0	XXX	XXX	0	0	0	0	XXX	XXX	0
AA-1127183	Lloyd's Syndicate Number 1183.....	0	XXX	XXX	0	0	0	0	XXX	XXX	0
AA-1127414	Lloyd's Syndicate Number 1414.....	0	XXX	XXX	0	0	0	0	XXX	XXX	0
AA-1120102	Lloyd's Syndicate Number 1458.....	0	XXX	XXX	0	0	0	0	XXX	XXX	0
AA-1120084	Lloyd's Syndicate Number 1955.....	0	XXX	XXX	0	0	0	0	XXX	XXX	0
AA-1120106	Lloyd's Syndicate Number 1969.....	0	XXX	XXX	0	0	0	0	XXX	XXX	0
AA-1128000	Lloyd's Syndicate Number 2000.....	0	XXX	XXX	0	0	0	0	XXX	XXX	0
AA-1128001	Lloyd's Syndicate Number 2001.....	0	XXX	XXX	0	0	0	0	XXX	XXX	0
AA-1128003	Lloyd's Syndicate Number 2003.....	0	XXX	XXX	0	0	0	0	XXX	XXX	0
AA-1120071	Lloyd's Syndicate Number 2007.....	0	XXX	XXX	0	0	0	0	XXX	XXX	0
AA-1128010	Lloyd's Syndicate Number 2010.....	0	XXX	XXX	0	0	0	0	XXX	XXX	0
AA-1120158	Lloyd's Syndicate Number 2014.....	0	XXX	XXX	0	0	0	0	XXX	XXX	0
AA-1128623	Lloyd's Syndicate Number 2623.....	0	XXX	XXX	0	0	0	0	XXX	XXX	0
AA-1128791	Lloyd's Syndicate Number 2791.....	0	XXX	XXX	0	0	0	0	XXX	XXX	0
AA-1128987	Lloyd's Syndicate Number 2987.....	0	XXX	XXX	0	0	0	0	XXX	XXX	0
AA-1120179	Lloyd's Syndicate Number 2988.....	0	XXX	XXX	0	0	0	0	XXX	XXX	0
AA-1120116	Lloyd's Syndicate Number 3902.....	0	XXX	XXX	0	0	0	0	XXX	XXX	0
AA-1126005	Lloyd's Syndicate Number 4000.....	0	XXX	XXX	0	0	0	0	XXX	XXX	0
AA-1120075	Lloyd's Syndicate Number 4020.....	0	XXX	XXX	0	0	0	0	XXX	XXX	0

**SCHEDULE F - PART 3 (Continued)**

Ceded Reinsurance as of December 31, Current Year (\$000 Omitted)

(Total Provision for Reinsurance)

ID Number from Col. 1	Name of Reinsurer from Col. 3	70  20% of Recoverable on Paid Losses & LAE Over 90 Days Past Due Amounts Not in Dispute (Col. 47 * 20%)	Provision for Unauthorized Reinsurance		Provision for Overdue Authorized Reinsurance		Total Provision for Reinsurance				
			71  Provision for Reinsurance with Unauthorized Reinsurers Due to Collateral Deficiency (Col. 26)	72  Provision for Overdue Reinsurance from Unauthorized Reinsurers and Amounts in Dispute (Col. 70 + 20% of the Amount in Col 16)	73  Complete if Col. 52 = "Yes"; Otherwise Enter 0. 20% of Recoverable on Paid Losses & LAE Over 90 Days Past Due Amounts Not in Dispute + 20% of Amounts in Dispute ([Col. 47 * 20%] + [Col. 45 * 20%])	74  Complete if Col. 52 = "No"; Otherwise Enter 0. Greater of 20% of Net Recoverable Net of Funds Held & Collateral, or 20% of Recoverable on Paid Losses & LAE Over 90 Days Past Due (Greater of Col. 26 * 20% or Cols. [40 + 41] * 20%)	75  Provision for Amounts Ceded to Authorized Reinsurers (Cols. 73 + 74)	76  Provision for Amounts Ceded to Unauthorized Reinsurers (Cols. 71 + 72 Not in Excess of Col. 15)	77  Provision for Amounts Ceded to Certified Reinsurers (Cols. 64 + 69)	78  Total Provision for Reinsurance (Cols. 75 + 76 + 77)	
AA-1126004	Lloyd's Syndicate Number 4444.....	0	XXX	XXX	0	0	0	0	XXX	XXX	0
AA-1126006	Lloyd's Syndicate Number 4472.....	0	XXX	XXX	0	0	0	0	XXX	XXX	0
AA-1840000	Mapfre Re.....	0	XXX	XXX	0	0	0	0	XXX	XXX	0
AA-3190829	Markel Bermuda Limited (formerly Alterra Bermuda Ltd.).....	0	XXX	XXX	0	0	0	0	XXX	XXX	0
AA-1121425	Markel International Insurance Company Limited.....	0	XXX	XXX	0	0	0	0	XXX	XXX	0
AA-3190339	Renaissance Reinsurance Ltd.....	0	XXX	XXX	0	0	0	0	XXX	XXX	0
AA-3190870	Validus Reinsurance Ltd.....	0	XXX	XXX	0	0	0	0	XXX	XXX	0
1299999	Total Authorized Other Non-U.S. Insurers.....	0	XXX	XXX	0	0	0	0	XXX	XXX	0
1499999	Total Authorized Excluding Protected Cells.....	0	XXX	XXX	0	0	0	0	XXX	XXX	0

**Unauthorized Other U.S. Unaffiliated Insurers**

03-0310326	CSX Insurance Company.....	0	247	0	XXX	XXX	XXX	247	XXX	247
03-0346985	Exchange Indemnity Company.....	0	0	0	XXX	XXX	XXX	0	XXX	0
25-1438780	Three Rivers Insurance Company.....	0	0	0	XXX	XXX	XXX	0	XXX	0
2399999	Total Unauthorized Other U.S. Unaffiliated Insurers.....	0	247	0	XXX	XXX	XXX	247	XXX	247

**Unauthorized Other Non-U.S. Insurers**

AA-3194128	Allied World Assurance Company Limited.....	0	0	0	XXX	XXX	XXX	0	XXX	0
AA-3190932	ARGO Re Ltd.....	0	0	0	XXX	XXX	XXX	0	XXX	0
AA-3191352	Ascot Reinsurance Company Limited.....	0	0	0	XXX	XXX	XXX	0	XXX	0
AA-3194161	Catlin Insurance Co. Ltd.....	0	0	0	XXX	XXX	XXX	0	XXX	0
AA-1120810	Ace European Grp Ltd.....	0	0	0	XXX	XXX	XXX	0	XXX	0
AA-3190770	Chubb Tempest Reinsurance Ltd.....	0	0	0	XXX	XXX	XXX	0	XXX	0
AA-1320035	Colisee Re.....	0	0	0	XXX	XXX	XXX	0	XXX	0
AA-3191289	Fidelis Insurance Bermuda Limited.....	0	0	0	XXX	XXX	XXX	0	XXX	0
AA-3191190	Hamilton Re Ltd. (formerly S A C Re LTD).....	0	0	0	XXX	XXX	XXX	0	XXX	0
AA-3190060	Hannover Re Limited.....	0	0	0	XXX	XXX	XXX	0	XXX	0
AA-1120066	Lancashire Insurance Company UK LTD.....	0	0	0	XXX	XXX	XXX	0	XXX	0
AA-3194145	Marshall Insurance Group, Ltd.....	0	0	0	XXX	XXX	XXX	0	XXX	0
AA-1460019	MS Amlin AG.....	0	7	0	XXX	XXX	XXX	0	XXX	0
AA-3190686	Partner Reins Co Ltd.....	0	0	0	XXX	XXX	XXX	0	XXX	0
AA-1340004	R&V Versicherung AG.....	0	0	0	XXX	XXX	XXX	0	XXX	0
AA-1320031	SCOR Global P&C SE.....	0	0	0	XXX	XXX	XXX	0	XXX	0
AA-1464100	SCOR Switzerland AG.....	0	0	0	XXX	XXX	XXX	0	XXX	0
AA-3191321	Sirius Bermuda Insurance Company Ltd.....	0	0	0	XXX	XXX	XXX	0	XXX	0
AA-1440076	Sirius International Insurance Corp.....	0	0	0	XXX	XXX	XXX	0	XXX	0
AA-3191315	XL Bermuda Ltd.....	0	0	0	XXX	XXX	XXX	0	XXX	0
2699999	Total Unauthorized Other Non-U.S. Insurers.....	0	8	0	XXX	XXX	XXX	1	XXX	1
2899999	Total Unauthorized Excluding Protected Cells.....	0	255	0	XXX	XXX	XXX	248	XXX	248

**Certified Other Non-U.S. Insurers**

AA-3194126	Arch Reinsurance Limited.....	XXX	XXX	XXX	XXX	XXX	XXX	XXX	0	0
------------	-------------------------------	-----	-----	-----	-----	-----	-----	-----	---	---

26.2

**SCHEDULE F - PART 3 (Continued)**

Ceded Reinsurance as of December 31, Current Year (\$000 Omitted)

(Total Provision for Reinsurance)

ID Number from Col. 1	Name of Reinsurer from Col. 3	70 20% of Recoverable on Paid Losses & LAE Over 90 Days Past Due Amounts Not in Dispute (Col. 47 * 20%)	Provision for Unauthorized Reinsurance		Provision for Overdue Authorized Reinsurance		Total Provision for Reinsurance				
			71 Provision for Reinsurance with Unauthorized Reinsurers Due to Collateral Deficiency (Col. 26)	72 Provision for Overdue Reinsurance from Unauthorized Reinsurers and Amounts in Dispute (Col. 70 + 20% of the Amount in Col. 16)	73 Complete if Col. 52 = "Yes"; Otherwise Enter 0. 20% of Recoverable on Paid Losses & LAE Over 90 Days Past Due Amounts Not in Dispute + 20% of Amounts in Dispute ((Col. 47 * 20%) + [Col. 45 * 20%])	74 Complete if Col. 52 = "Yes"; Otherwise Enter 0. Greater of 20% of Net Recoverable Net of Funds Held & Collateral, or 20% of Recoverable on Paid Losses & LAE Over 90 Days Past Due (Greater of Col. 26 * 20% or Cols. [40 + 41] * 20%)	75 Provision for Amounts Ceded to Authorized Reinsurers (Cols. 73 + 74)	76 Provision for Amounts Ceded to Unauthorized Reinsurers (Cols. 71 + 72 Not in Excess of Col. 15)	77 Provision for Amounts Ceded to Certified Reinsurers (Cols. 64 + 69)	78 Total Provision for Reinsurance (Cols. 75 + 76 + 77)	
4099999	Total Certified Other Non-U.S. Insurers.....	XXX	XXX	XXX	XXX	XXX	XXX	XXX	XXX	0	0
4299999	Total Certified Excluding Protected Cells.....	XXX	XXX	XXX	XXX	XXX	XXX	XXX	XXX	0	0
4399999	Total Authorized, Unauthorized & Certified Excl Prot Cells.....	0	255	0	0	0	0	0	248	0	248
9999999	Totals (Sum of 4399999 and 4499999).....	0	255	0	0	0	0	0	248	0	248

**SCHEDULE F - PART 4**

## Issuing or Confirming Banks for Letters of Credit from Schedule F, Part 3 (\$000 Omitted)

1	2	3	4	5
Issuing or Confirming Bank Reference Number	Letters of Credit Code	American Bankers Association (ABA) Routing Number	Issuing or Confirming Bank Name	Letters of Credit Amount
0001	1	011600033	TD Banknorth	1,688
0002	1	072000096	Comerica Bank	4,600
0003	1	026005319	Intesa SanPaolo SPA	4,233
0004	1	031101266	TD Banknorth	666
0005	1	026008044	Commerzbank	75
0006	1	021000089	Citibank, NA	218
0007	1	021000089	Citibank, NA	1
0008	1	021000021	JPMorgan Chase Bank, NA	222
0009	1	021000089	Citibank, NA	110
0010	1	021000089	Citibank, NA	184
0011	1	021000089	Citibank, NA	37
0012	1	026009593	Bank of America	92
				12,126

## SCHEDULE F - PART 5

Interrogatories for Schedule F, Part 3 (000 Omitted)

A. Report the five largest provisional commission rates included in the cedant's reinsurance treaties. The commission rate to be reported is by contract with ceded premium in excess of \$50,000.

1 Name of Reinsurer	2 Commission Rate	3 Ceded Premium
1. National Flood Insurance Program.....	31.0	12,170
2. Three Rivers Insurance Company.....	31.0	742
3. Exchange Indemnity Company.....	29.5	7,472
4. Marshall Insurance Group, Ltd.....	28.7	3,358
5. Marshall Insurance Group, Ltd.....	27.9	1,714

B. Report the five largest reinsurance recoverables reported in Column 15, due from any one reinsurer (based on the total recoverables, Line 9999999, Column 15), the amount of ceded premium, and indicate whether the recoverables are due from an affiliated insurer.

1 Name of Reinsurer	2 Total Recoverables	3 Ceded Premiums	4 Affiliated YES or NO
6. Michigan Catastrophic Claims Association.....	54,874	5,869	NO
7. North Carolina Reinsurance Facility.....	13,906	11,297	NO
8. National Flood Insurance Program.....	8,071	12,170	NO
9. Exchange Indemnity Company.....	5,836	7,472	NO
10. Marshall Insurance Group, Ltd.....	5,836	5,072	NO

NOTE: Disclosure of the five largest provisional commission rates should exclude mandatory pools and joint underwriting associations.

**SCHEDULE F - PART 6**

## Restatement of Balance Sheet to Identify Net Credit for Reinsurance

	1 As Reported (Net of Ceded)	2 Restatement Adjustments	3 Restated (Gross of Ceded)
<b>ASSETS (Page 2, Col. 3)</b>			
1. Cash and invested assets (Line 12).....	4,979,175,129		4,979,175,129
2. Premiums and considerations (Line 15).....	1,333,059,113		1,333,059,113
3. Reinsurance recoverable on loss and loss adjustment expense payments (Line 16.1).....	3,990,279	(946,475)	3,043,804
4. Funds held by or deposited with reinsured companies (Line 16.2).....	48,655		48,655
5. Other assets.....	526,113,392		526,113,392
6. Net amount recoverable from reinsurers.....		10,267,805	10,267,805
7. Protected cell assets (Line 27).....			.0
8. Totals (Line 28).....	6,842,386,568	9,321,330	6,851,707,898
<b>LIABILITIES (Page 3)</b>			
9. Losses and loss adjustment expenses (Lines 1 through 3).....	1,514,949,473	8,527,537	1,523,477,010
10. Taxes, expenses, and other obligations (Lines 4 through 8).....	928,594,365		928,594,365
11. Unearned premiums (Line 9).....	1,758,438,220	6,958,487	1,765,396,707
12. Advance premiums (Line 10).....	25,378,962		25,378,962
13. Dividends declared and unpaid (Line 11.1 and 11.2).....	2,662,685		2,662,685
14. Ceded reinsurance premiums payable (net of ceding commissions) (Line 12).....	6,089,515	(5,916,672)	172,843
15. Funds held by company under reinsurance treaties (Line 13).....			.0
16. Amounts withheld or retained by company for account of others (Line 14).....	4,547,404		4,547,404
17. Provision for reinsurance (Line 16).....	248,022	(248,022)	.0
18. Other liabilities.....	279,436,002		279,436,002
19. Total liabilities excluding protected cell business (Line 26).....	4,520,344,648	9,321,330	4,529,665,978
20. Protected cell liabilities (Line 27).....			.0
21. Surplus as regards policyholders (Line 37).....	2,322,041,920	XXX	2,322,041,920
22. Totals (Line 38).....	6,842,386,568	9,321,330	6,851,707,898

NOTE: Is the restatement of this exhibit the result of grossing up balances ceded to affiliates under 100 percent reinsurance or pooling arrangements?..Yes [ ] No [ X ]

If yes, give full explanation:

---

**SCHEDULE H - ACCIDENT AND HEALTH EXHIBIT**

	Total		Group Accident and Health		Credit A&H (Group and Individual)		Collectively Renewable		Other Individual Contracts											
	1 Amount	2 %	3 Amount	4 %	5 Amount	6 %	7 Amount	8 %	Non-Cancelable		Guaranteed Renewable		Non-Renewable for Stated Reasons Only		Other Accident Only		All Other			
									9 Amount	10 %	11 Amount	12 %	13 Amount	14 %	15 Amount	16 %	17 Amount	18 %		
<b>PART 1 - ANALYSIS OF UNDERWRITING OPERATIONS</b>																				
1. Premiums written.....	26,627,967	XXX		XXX		XXX		XXX		XXX		XXX		XXX		XXX		26,627,967	XXX	
2. Premiums earned.....	28,616,884	XXX		XXX		XXX		XXX		XXX		XXX		XXX		XXX		28,616,884	XXX	
3. Incurred claims.....	9,873,376	34.5	0	0.0	0	0.0	0	0.0	0	0.0	0	0.0	0	0.0	0	0.0	0	0.0	9,873,376	34.5
4. Cost containment expenses.....	0	0.0		0.0		0.0		0.0		0.0		0.0		0.0		0.0		0.0		0.0
5. Incurred claims and cost containment expenses (Lines 3 and 4).....	9,873,376	34.5	0	0.0	0	0.0	0	0.0	0	0.0	0	0.0	0	0.0	0	0.0	0	0.0	9,873,376	34.5
6. Increase in contract reserves.....	0	0.0	0	0.0	0	0.0	0	0.0	0	0.0	0	0.0	0	0.0	0	0.0	0	0.0	0	0.0
7. Commissions (a).....	0	0.0		0.0		0.0		0.0		0.0		0.0		0.0		0.0		0.0		0.0
8. Other general insurance expenses.....	18,129,730	63.4		0.0		0.0		0.0		0.0		0.0		0.0		0.0		0.0	18,129,730	63.4
9. Taxes, licenses and fees.....	613,778	2.1		0.0		0.0		0.0		0.0		0.0		0.0		0.0		0.0	613,778	2.1
10. Total other expenses incurred.....	18,743,508	65.5	0	0.0	0	0.0	0	0.0	0	0.0	0	0.0	0	0.0	0	0.0	0	0.0	18,743,508	65.5
11. Aggregate write-ins for deductions.....	0	0.0	0	0.0	0	0.0	0	0.0	0	0.0	0	0.0	0	0.0	0	0.0	0	0.0	0	0.0
12. Gain from underwriting before dividends or refunds.....	0	0.0	0	0.0	0	0.0	0	0.0	0	0.0	0	0.0	0	0.0	0	0.0	0	0.0	0	0.0
13. Dividends or refunds.....	0	0.0		0.0		0.0		0.0		0.0		0.0		0.0		0.0		0.0	0	0.0
14. Gain from underwriting after dividends or refunds.....	0	0.0	0	0.0	0	0.0	0	0.0	0	0.0	0	0.0	0	0.0	0	0.0	0	0.0	0	0.0
<b>DETAILS OF WRITE-INS</b>																				
1101. ....	0	0.0		0.0		0.0		0.0		0.0		0.0		0.0		0.0		0.0		0.0
1102. ....	0	0.0		0.0		0.0		0.0		0.0		0.0		0.0		0.0		0.0		0.0
1103. ....	0	0.0		0.0		0.0		0.0		0.0		0.0		0.0		0.0		0.0		0.0
1198. Summary of remaining write-ins for Line 11 from overflow page.....	0	0.0	0	0.0	0	0.0	0	0.0	0	0.0	0	0.0	0	0.0	0	0.0	0	0.0	0	0.0
1199. Total (Lines 1101 through 1103 plus 1198) (Line 11 above).....	0	0.0	0	0.0	0	0.0	0	0.0	0	0.0	0	0.0	0	0.0	0	0.0	0	0.0	0	0.0

30

(a) Includes \$.....0 reported as 'Contract, membership and other fees retained by agents.'

**SCHEDULE H - ACCIDENT AND HEALTH EXHIBIT (continued)**

	1 Total	2 Group Accident and Health	3 Credit A&H (Group and Individual)	4 Collectively Renewable	Other Individual Contracts					
					5 Non-Cancelable	6 Guaranteed Renewable	7 Non-Renewable for Stated Reasons Only	8 Other Accident Only	9 All Other	
<b>PART 2 - RESERVES AND LIABILITIES</b>										
A. Premium Reserves:										
1. Unearned premiums.....	.0									
2. Advance premiums.....	.0									
3. Reserve for rate credits.....	.0									
4. Total premium reserves, current year.....	.0	.0	.0	.0	.0	.0	.0	.0	.0	.0
5. Total premium reserves, prior year.....	1,988,917									1,988,917
6. Increase in total premium reserves.....	(1,988,917)	.0	.0	.0	.0	.0	.0	.0	.0	(1,988,917)
B. Contract Reserves:										
1. Additional reserves (a).....	.0									
2. Reserve for future contingent benefits.....	.0									
3. Total contract reserves, current year.....	.0	.0	.0	.0	.0	.0	.0	.0	.0	.0
4. Total contract reserves, prior year.....	.0									
5. Increase in contract reserves.....	.0	.0	.0	.0	.0	.0	.0	.0	.0	.0
C. Claim Reserves and Liabilities:										
1. Total current year.....	3,358,694	.0	.0	.0	.0	.0	.0	.0	.0	3,358,694
2. Total prior year.....	2,677,986									2,677,986
3. Increase.....	680,708	.0	.0	.0	.0	.0	.0	.0	.0	680,708

**PART 3 - TEST OF PRIOR YEAR'S CLAIM RESERVES AND LIABILITIES**

31

1. Claims Paid During the Year:										
1.1 On claims incurred prior to current year.....	6,717,124									6,717,124
1.2 On claims incurred during current year.....	2,475,544									2,475,544
2. Claim Reserves and Liabilities, December 31, current year:										
2.1 On claims incurred prior to current year.....	3,232,265									3,232,265
2.2 On claims incurred during current year.....	126,429									126,429
3. Test:										
3.1 Lines 1.1 and 2.1.....	9,949,389	.0	.0	.0	.0	.0	.0	.0	.0	9,949,389
3.2 Claim reserves and liabilities, December 31, prior year.....	2,677,986									2,677,986
3.3 Line 3.1 minus Line 3.2.....	7,271,403	.0	.0	.0	.0	.0	.0	.0	.0	7,271,403

**PART 4 - REINSURANCE**

A. Reinsurance Assumed:										
1. Premiums written.....	.0									
2. Premiums earned.....	.0									
3. Incurred claims.....	.0									
4. Commissions.....	.0									
B. Reinsurance Ceded:										
1. Premiums written.....	.0									
2. Premiums earned.....	.0									
3. Incurred claims.....	.0									
4. Commissions.....	.0									

**NONE**

(a) Includes \$.....0 premium deficiency reserve.



**SCHEDULE H - PART 5 - HEALTH CLAIMS**

	1 Medical	2 Dental	3 Other	4 Total
<b>A. Direct:</b>				
1. Incurred claims.....			9,873,376	9,873,376
2. Beginning claim reserves and liabilities.....			2,677,986	2,677,986
3. Ending claim reserves and liabilities.....			3,358,694	3,358,694
4. Claims paid.....	0	0	9,192,668	9,192,668
<b>B. Assumed Reinsurance:</b>				
5. Incurred claims.....				0
6. Beginning claim reserves and liabilities.....				0
7. Ending claim reserves and liabilities.....				0
8. Claims paid.....	0	0	0	0
<b>C. Ceded Reinsurance:</b>				
9. Incurred claims.....				0
10. Beginning claim reserves and liabilities.....				0
11. Ending claim reserves and liabilities.....				0
12. Claims paid.....	0	0	0	0
<b>D. Net:</b>				
13. Incurred claims.....	0	0	9,873,376	9,873,376
14. Beginning claim reserves and liabilities.....	0	0	2,677,986	2,677,986
15. Ending claim reserves and liabilities.....	0	0	3,358,694	3,358,694
16. Claims paid.....	0	0	9,192,668	9,192,668
<b>E. Net Incurred Claims and Cost Containment Expenses:</b>				
17. Incurred claims and cost containment expenses.....			9,873,376	9,873,376
18. Beginning reserves and liabilities.....			2,677,986	2,677,986
19. Ending reserves and liabilities.....			3,358,694	3,358,694
20. Paid claims and cost containment expenses.....	0	0	9,192,668	9,192,668

**SCHEDULE P - PART 1A - HOMEOWNERS/FARMOWNERS**

(\$000 omitted)

Years in Which Premiums Were Earned and Losses Were Incurred	Premiums Earned			Loss and Loss Expense Payments						10 Salvage and Subrogation Received	11 Total Net Paid (Cols. 4 - 5 + 6 - 7 + 8 - 9)	12 Number of Claims Reported-Direct and Assumed
	1 Direct and Assumed	2 Ceded	3 Net (Cols. 1 - 2)	Loss Payments		Defense and Cost Containment Payments		Adjusting and Other Payments				
				4 Direct and Assumed	5 Ceded	6 Direct and Assumed	7 Ceded	8 Direct and Assumed	9 Ceded			
1. Prior.....	XXX.....	XXX.....	XXX.....	505.....	28.....	403.....	.....	63.....	.....	39.....	942.....	XXX.....
2. 2009.....	851,833.....	35,821.....	816,012.....	462,332.....	2,044.....	6,171.....	80.....	61,364.....	.....	7,275.....	527,742.....	102,924.....
3. 2010.....	880,073.....	28,870.....	851,203.....	539,778.....	3,164.....	7,174.....	94.....	68,828.....	.....	8,719.....	612,523.....	111,802.....
4. 2011.....	922,088.....	29,456.....	892,632.....	783,965.....	5,904.....	8,557.....	164.....	88,127.....	.....	9,226.....	874,582.....	162,494.....
5. 2012.....	979,366.....	34,343.....	945,023.....	654,519.....	9,367.....	5,864.....	456.....	81,526.....	.....	8,386.....	732,086.....	142,843.....
6. 2013.....	1,067,281.....	34,225.....	1,033,056.....	592,240.....	2,554.....	6,052.....	50.....	74,925.....	.....	7,035.....	670,613.....	104,202.....
7. 2014.....	1,128,819.....	31,223.....	1,097,596.....	664,127.....	11,654.....	7,810.....	113.....	80,472.....	.....	6,562.....	740,642.....	110,604.....
8. 2015.....	1,150,529.....	27,091.....	1,123,438.....	698,969.....	3,643.....	3,802.....	118.....	82,358.....	.....	7,194.....	781,368.....	104,467.....
9. 2016.....	1,149,944.....	27,381.....	1,122,563.....	681,612.....	3,398.....	3,975.....	143.....	83,345.....	.....	5,198.....	765,392.....	104,765.....
10. 2017.....	1,122,533.....	26,214.....	1,096,318.....	686,798.....	2,915.....	1,576.....	110.....	84,864.....	.....	4,880.....	770,214.....	112,587.....
11. 2018.....	1,099,500.....	27,198.....	1,072,302.....	502,424.....	2,403.....	333.....	74.....	61,914.....	.....	1,880.....	562,195.....	89,663.....
12. Totals.....	XXX.....	XXX.....	XXX.....	6,267,270.....	47,074.....	51,716.....	1,401.....	767,785.....	0.....	66,392.....	7,038,297.....	XXX.....

	Losses Unpaid				Defense and Cost Containment Unpaid				Adjusting and Other Unpaid		23 Salvage and Subrogation Anticipated	24 Total Net Losses and Expenses Unpaid	25 Number of Claims Outstanding-Direct and Assumed
	Case Basis		Bulk + IBNR		Case Basis		Bulk + IBNR		21 Direct and Assumed	22 Ceded			
	13 Direct and Assumed	14 Ceded	15 Direct and Assumed	16 Ceded	17 Direct and Assumed	18 Ceded	19 Direct and Assumed	20 Ceded					
1. Prior.....	746.....	48.....	69.....	45.....	46.....	0.....	3.....	.....	225.....	.....	995.....	46.....	
2. 2009.....	434.....	.....	36.....	.....	27.....	.....	2.....	.....	134.....	.....	633.....	10.....	
3. 2010.....	207.....	.....	54.....	1.....	11.....	.....	1.....	.....	60.....	.....	333.....	20.....	
4. 2011.....	492.....	3.....	133.....	0.....	27.....	.....	4.....	.....	146.....	.....	799.....	26.....	
5. 2012.....	1,020.....	1,745.....	3,065.....	7.....	62.....	105.....	92.....	.....	655.....	14.....	3,037.....	34.....	
6. 2013.....	1,419.....	7.....	846.....	4.....	79.....	.....	19.....	.....	501.....	181.....	2,853.....	71.....	
7. 2014.....	2,398.....	264.....	2,948.....	3.....	130.....	.....	73.....	.....	1,119.....	351.....	6,401.....	104.....	
8. 2015.....	3,559.....	10.....	3,728.....	7.....	210.....	.....	110.....	.....	1,778.....	741.....	9,369.....	194.....	
9. 2016.....	8,471.....	465.....	12,029.....	20.....	404.....	.....	284.....	.....	3,734.....	894.....	24,437.....	428.....	
10. 2017.....	14,119.....	88.....	16,344.....	52.....	635.....	.....	418.....	.....	5,569.....	2,099.....	36,945.....	415.....	
11. 2018.....	66,494.....	593.....	57,029.....	153.....	1,531.....	.....	1,612.....	.....	21,172.....	4,773.....	147,092.....	3,597.....	
12. Totals.....	99,359.....	3,223.....	96,280.....	291.....	3,163.....	105.....	2,618.....	0.....	35,094.....	0.....	9,054.....	232,894.....	4,945.....

	Total Losses and Loss Expenses Incurred			Loss and Loss Expense Percentage (Incurred/Premiums Earned)			Nontabular Discount		34 Inter-Company Pooling Participation Percentage	Net Balance Sheet Reserves after Discount	
	26 Direct and Assumed	27 Ceded	28 Net	29 Direct and Assumed	30 Ceded	31 Net	32 Loss	33 Loss Expense		35 Losses Unpaid	36 Loss Expenses Unpaid
1. Prior.....	XXX.....	XXX.....	XXX.....	XXX.....	XXX.....	XXX.....	.....	.....	XXX.....	722.....	274.....
2. 2009.....	530,500.....	2,125.....	528,375.....	62.3.....	5.9.....	64.8.....	.....	.....	.....	470.....	163.....
3. 2010.....	616,114.....	3,258.....	612,856.....	70.0.....	11.3.....	72.0.....	.....	.....	.....	261.....	73.....
4. 2011.....	881,451.....	6,070.....	875,381.....	95.6.....	20.6.....	98.1.....	.....	.....	.....	622.....	177.....
5. 2012.....	746,802.....	11,679.....	735,123.....	76.3.....	34.0.....	77.8.....	.....	.....	.....	2,333.....	704.....
6. 2013.....	676,080.....	2,615.....	673,466.....	63.3.....	7.6.....	65.2.....	.....	.....	.....	2,254.....	599.....
7. 2014.....	759,078.....	12,035.....	747,043.....	67.2.....	38.5.....	68.1.....	.....	.....	.....	5,079.....	1,322.....
8. 2015.....	794,514.....	3,777.....	790,737.....	69.1.....	13.9.....	70.4.....	.....	.....	.....	7,270.....	2,099.....
9. 2016.....	793,854.....	4,025.....	789,828.....	69.0.....	14.7.....	70.4.....	.....	.....	.....	20,015.....	4,422.....
10. 2017.....	810,323.....	3,164.....	807,159.....	72.2.....	12.1.....	73.6.....	.....	.....	.....	30,322.....	6,623.....
11. 2018.....	712,509.....	3,222.....	709,287.....	64.8.....	11.8.....	66.1.....	.....	.....	.....	122,778.....	24,315.....
12. Totals.....	XXX.....	XXX.....	XXX.....	XXX.....	XXX.....	XXX.....	0.....	0.....	XXX.....	192,125.....	40,770.....

**SCHEDULE P - PART 1B - PRIVATE PASSENGER AUTO LIABILITY/MEDICAL**

(\$000 omitted)

Years in Which Premiums Were Earned and Losses Were Incurred	Premiums Earned			Loss and Loss Expense Payments						10 Salvage and Subrogation Received	11 Total Net Paid (Cols. 4 - 5 + 6 - 7 + 8 - 9)	12 Number of Claims Reported-Direct and Assumed
	1 Direct and Assumed	2 Ceded	3 Net (Cols. 1 - 2)	Loss Payments		Defense and Cost Containment Payments		Adjusting and Other Payments				
				4 Direct and Assumed	5 Ceded	6 Direct and Assumed	7 Ceded	8 Direct and Assumed	9 Ceded			
1. Prior.....	XXX.....	XXX.....	XXX.....	2,786	937	157	3	954		67	2,956	XXX.....
2. 2009.....	1,187,339	21,690	1,165,649	774,624	28,940	37,395	400	124,070	51	27,707	906,700	197,306
3. 2010.....	1,171,686	19,809	1,151,876	759,966	14,386	33,653	249	124,125	0	29,127	903,108	197,212
4. 2011.....	1,203,305	19,713	1,183,592	774,598	10,807	34,859	245	126,790		26,583	925,196	197,787
5. 2012.....	1,223,300	20,590	1,202,710	788,662	15,534	33,558	186	128,341		25,286	934,841	192,421
6. 2013.....	1,269,366	21,308	1,248,058	807,661	17,672	34,414	175	131,133		25,748	955,360	197,889
7. 2014.....	1,311,103	25,845	1,285,258	833,685	19,192	35,072	214	131,037		26,238	980,388	201,464
8. 2015.....	1,320,400	27,005	1,293,395	858,574	20,951	32,036	154	133,494		26,008	1,002,998	206,255
9. 2016.....	1,333,026	25,250	1,307,775	818,705	19,681	22,271	153	128,092		23,854	949,233	204,380
10. 2017.....	1,372,093	22,832	1,349,261	669,646	12,880	11,381	68	116,185		18,993	784,264	185,226
11. 2018.....	1,411,569	23,857	1,387,712	370,213	7,181	3,991	20	81,848		8,983	448,851	163,630
12. Totals.....	XXX.....	XXX.....	XXX.....	7,459,120	168,160	278,786	1,867	1,226,068	51	238,593	8,793,896	XXX.....

	Losses Unpaid				Defense and Cost Containment Unpaid				Adjusting and Other Unpaid		23 Salvage and Subrogation Anticipated	24 Total Net Losses and Expenses Unpaid	25 Number of Claims Outstanding-Direct and Assumed
	Case Basis		Bulk + IBNR		Case Basis		Bulk + IBNR		21 Direct and Assumed	22 Ceded			
	13 Direct and Assumed	14 Ceded	15 Direct and Assumed	16 Ceded	17 Direct and Assumed	18 Ceded	19 Direct and Assumed	20 Ceded					
1. Prior.....	30,851	26,539	12,971	82	5,439	0	2,355	0	4,744	0		29,740	1,879
2. 2009.....	5,184	7,509	2,190	2	913		412		812		(0)	2,000	99
3. 2010.....	2,492	1,117	599	1	317		97		281		17	2,668	113
4. 2011.....	4,616	1,267	1,272	18	567		182		521		54	5,875	172
5. 2012.....	4,454	1,172	1,132	10	540	33	149		491		161	5,552	185
6. 2013.....	14,897	5,842	3,041	6	1,903		349		1,597		258	15,939	375
7. 2014.....	17,565	1,581	5,422	21	1,880		675		1,935		698	25,875	664
8. 2015.....	53,279	1,492	11,760	53	5,524		1,412		5,188		1,602	75,618	1,650
9. 2016.....	102,337	6,034	26,112	46	10,453		2,892		10,202		3,396	145,917	3,538
10. 2017.....	177,481	3,551	52,045	289	17,908		5,474		18,560		6,934	267,627	7,591
11. 2018.....	350,747	7,603	139,689	669	31,166		12,453		49,530		16,162	575,312	37,243
12. Totals.....	763,905	63,706	256,234	1,198	76,610	33	26,451	0	93,862	0	29,281	1,152,125	53,509

	Total Losses and Loss Expenses Incurred			Loss and Loss Expense Percentage (Incurred/Premiums Earned)			Nontabular Discount		34 Inter-Company Pooling Participation Percentage	Net Balance Sheet Reserves after Discount	
	26 Direct and Assumed	27 Ceded	28 Net	29 Direct and Assumed	30 Ceded	31 Net	32 Loss	33 Loss Expense		35 Losses Unpaid	36 Loss Expenses Unpaid
1. Prior.....	XXX.....	XXX.....	XXX.....	XXX.....	XXX.....	XXX.....			XXX.....	17,202	12,538
2. 2009.....	945,601	36,901	908,700	79.6	170.1	78.0				(137)	2,137
3. 2010.....	921,529	15,753	905,776	78.6	79.5	78.6				1,973	695
4. 2011.....	943,408	12,336	931,071	78.4	62.6	78.7				4,604	1,271
5. 2012.....	957,328	16,935	940,393	78.3	82.3	78.2				4,405	1,147
6. 2013.....	994,995	23,695	971,299	78.4	111.2	77.8				12,090	3,849
7. 2014.....	1,027,271	21,008	1,006,263	78.4	81.3	78.3				21,385	4,490
8. 2015.....	1,101,266	22,650	1,078,616	83.4	83.9	83.4				63,494	12,124
9. 2016.....	1,121,065	25,914	1,095,151	84.1	102.6	83.7				122,369	23,548
10. 2017.....	1,068,679	16,788	1,051,891	77.9	73.5	78.0				225,686	41,942
11. 2018.....	1,039,636	15,472	1,024,164	73.7	64.9	73.8				482,163	93,149
12. Totals.....	XXX.....	XXX.....	XXX.....	XXX.....	XXX.....	XXX.....	0	0	XXX.....	955,235	196,890

**SCHEDULE P - PART 1C - COMMERCIAL AUTO/TRUCK LIABILITY/MEDICAL**

(\$000 omitted)

Years in Which Premiums Were Earned and Losses Were Incurred	Premiums Earned			Loss and Loss Expense Payments						10 Salvage and Subrogation Received	11 Total Net Paid (Cols. 4 - 5 + 6 - 7 + 8 - 9)	12 Number of Claims Reported-Direct and Assumed
	1 Direct and Assumed	2 Ceded	3 Net (Cols. 1 - 2)	Loss Payments		Defense and Cost Containment Payments		Adjusting and Other Payments				
				4 Direct and Assumed	5 Ceded	6 Direct and Assumed	7 Ceded	8 Direct and Assumed	9 Ceded			
1. Prior.....	XXX	XXX	XXX								0	XXX
2. 2009.....			.0								0	
3. 2010.....			.0								0	
4. 2011.....			.0								0	
5. 2012.....			.0								0	
6. 2013.....			.0								0	
7. 2014.....			.0								0	
8. 2015.....	.0		.0					.1			1	
9. 2016.....	299		299	.62				.26			.88	.58
10. 2017.....	4,939	.5	4,934	3,777		.33		678		157	4,487	1,987
11. 2018.....	20,513	20	20,493	5,759		.1		914		.94	6,675	3,598
12. Totals.....	XXX	XXX	XXX	9,598	0	.34	0	1,619	0	250	11,250	XXX

	Losses Unpaid				Defense and Cost Containment Unpaid				Adjusting and Other Unpaid		23 Salvage and Subrogation Anticipated	24 Total Net Losses and Expenses Unpaid	25 Number of Claims Outstanding-Direct and Assumed
	Case Basis		Bulk + IBNR		Case Basis		Bulk + IBNR		21 Direct and Assumed	22 Ceded			
	13 Direct and Assumed	14 Ceded	15 Direct and Assumed	16 Ceded	17 Direct and Assumed	18 Ceded	19 Direct and Assumed	20 Ceded					
1. Prior.....												0	
2. 2009.....												0	
3. 2010.....												0	
4. 2011.....												0	
5. 2012.....												0	
6. 2013.....												0	
7. 2014.....												0	
8. 2015.....			.0				.0	.0				0	
9. 2016.....	.0		.31				.2	.4				.37	.1
10. 2017.....	750		390				17	103				1,260	122
11. 2018.....	5,131		4,470				405	1,387				11,394	1,404
12. Totals.....	5,882	0	4,892	0	0	0	.424	0	1,493	0	0	12,691	1,527

	Total Losses and Loss Expenses Incurred			Loss and Loss Expense Percentage (Incurred/Premiums Earned)			Nontabular Discount		34 Inter-Company Pooling Participation Percentage	Net Balance Sheet Reserves after Discount	
	26 Direct and Assumed	27 Ceded	28 Net	29 Direct and Assumed	30 Ceded	31 Net	32 Loss	33 Loss Expense		35 Losses Unpaid	36 Loss Expenses Unpaid
1. Prior.....	XXX	XXX	XXX	XXX	XXX	XXX			XXX	0	0
2. 2009.....	.0	0	.0	.0	.0	.0				0	0
3. 2010.....	.0	0	.0	.0	.0	.0				0	0
4. 2011.....	.0	0	.0	.0	.0	.0				0	0
5. 2012.....	.0	0	.0	.0	.0	.0				0	0
6. 2013.....	.0	0	.0	.0	.0	.0				0	0
7. 2014.....	.0	0	.0	.0	.0	.0				0	0
8. 2015.....	.1	0	.1	402.6	.0	402.6				0	0
9. 2016.....	125	0	125	41.9	.0	41.9				.32	.6
10. 2017.....	5,748	0	5,748	116.4	.0	116.5				1,141	119
11. 2018.....	18,068	0	18,068	88.1	.0	88.2				9,602	1,792
12. Totals.....	XXX	XXX	XXX	XXX	XXX	XXX	0	0	XXX	10,774	1,917

**SCHEDULE P - PART 1D - WORKERS' COMPENSATION  
(EXCLUDING EXCESS WORKERS' COMPENSATION)**

(\$000 omitted)

Years in Which Premiums Were Earned and Losses Were Incurred	Premiums Earned			Loss and Loss Expense Payments							12 Number of Claims Reported- Direct and Assumed	
	1 Direct and Assumed	2 Ceded	3 Net (Cols. 1 - 2)	Loss Payments		Defense and Cost Containment Payments		Adjusting and Other Payments		10 Salvage and Subrogation Received		11 Total Net Paid (Cols. 4 - 5 + 6 - 7 + 8 - 9)
				4 Direct and Assumed	5 Ceded	6 Direct and Assumed	7 Ceded	8 Direct and Assumed	9 Ceded			
1. Prior.....	XXX	XXX	XXX								0	XXX
2. 2009.....	84	0	84								0	
3. 2010.....	84	0	84	10		47		11			68	5
4. 2011.....	87		87	0				11			11	1
5. 2012.....	90		90					0			0	
6. 2013.....	95		95			1		9			10	3
7. 2014.....	100		100					4			4	
8. 2015.....	55		55					0			0	
9. 2016.....			0								0	
10. 2017.....			0								0	
11. 2018.....			0								0	
12. Totals....	XXX	XXX	XXX	10	0	48	0	36	0	0	94	XXX

	Losses Unpaid				Defense and Cost Containment Unpaid				Adjusting and Other Unpaid		23 Salvage and Subrogation Anticipated	24 Total Net Losses and Expenses Unpaid	25 Number of Claims Outstanding- Direct and Assumed
	Case Basis		Bulk + IBNR		Case Basis		Bulk + IBNR		21 Direct and Assumed	22 Ceded			
	13 Direct and Assumed	14 Ceded	15 Direct and Assumed	16 Ceded	17 Direct and Assumed	18 Ceded	19 Direct and Assumed	20 Ceded					
1. Prior.....											0		
2. 2009.....											0		
3. 2010.....											0		
4. 2011.....											0		
5. 2012.....											0		
6. 2013.....											0		
7. 2014.....											0		
8. 2015.....											0		
9. 2016.....											0		
10. 2017.....											0		
11. 2018.....											0		
12. Totals....	0	0	0	0	0	0	0	0	0	0	0	0	

	Total Losses and Loss Expenses Incurred			Loss and Loss Expense Percentage (Incurred/Premiums Earned)			Nontabular Discount		34 Inter- Company Pooling Participation Percentage	Net Balance Sheet Reserves after Discount	
	26 Direct and Assumed	27 Ceded	28 Net	29 Direct and Assumed	30 Ceded	31 Net	32 Loss	33 Loss Expense		35 Losses Unpaid	36 Loss Expenses Unpaid
1. Prior.....	XXX	XXX	XXX	XXX	XXX	XXX			XXX	0	0
2. 2009.....	0	0	0	0.0	0.0	0.0				0	0
3. 2010.....	68	0	68	80.8	0.0	80.9				0	0
4. 2011.....	11	0	11	13.0	0.0	13.0				0	0
5. 2012.....	0	0	0	0.3	0.0	0.3				0	0
6. 2013.....	10	0	10	10.9	0.0	10.9				0	0
7. 2014.....	4	0	4	3.7	0.0	3.7				0	0
8. 2015.....	0	0	0	0.7	0.0	0.7				0	0
9. 2016.....	0	0	0	0.0	0.0	0.0				0	0
10. 2017.....	0	0	0	0.0	0.0	0.0				0	0
11. 2018.....	0	0	0	0.0	0.0	0.0				0	0
12. Totals....	XXX	XXX	XXX	XXX	XXX	XXX	0	0	XXX	0	0

**SCHEDULE P - PART 1E - COMMERCIAL MULTIPLE PERIL**

(\$000 omitted)

Years in Which Premiums Were Earned and Losses Were Incurred	Premiums Earned			Loss and Loss Expense Payments						10 Salvage and Subrogation Received	11 Total Net Paid (Cols. 4 - 5 + 6 - 7 + 8 - 9)	12 Number of Claims Reported-Direct and Assumed
	1 Direct and Assumed	2 Ceded	3 Net (Cols. 1 - 2)	Loss Payments		Defense and Cost Containment Payments		Adjusting and Other Payments				
				4 Direct and Assumed	5 Ceded	6 Direct and Assumed	7 Ceded	8 Direct and Assumed	9 Ceded			
1. Prior.....	XXX.....	XXX.....	XXX.....								0	XXX.....
2. 2009.....			0								0	
3. 2010.....			0								0	
4. 2011.....			0								0	
5. 2012.....			0								0	
6. 2013.....			0								0	
7. 2014.....	4	0	4					69			69	
8. 2015.....	798	8	790	280		24		127		425	432	49
9. 2016.....	5,084	52	5,032	1,396		207		441		9	2,044	428
10. 2017.....	11,795	122	11,673	5,974		141		1,136		179	7,251	1,215
11. 2018.....	18,961	213	18,748	3,089		10		572		42	3,671	571
12. Totals.....	XXX.....	XXX.....	XXX.....	10,739	0	382	0	2,345	0	654	13,467	XXX.....

	Losses Unpaid				Defense and Cost Containment Unpaid				Adjusting and Other Unpaid		23 Salvage and Subrogation Anticipated	24 Total Net Losses and Expenses Unpaid	25 Number of Claims Outstanding-Direct and Assumed
	Case Basis		Bulk + IBNR		Case Basis		Bulk + IBNR		21 Direct and Assumed	22 Ceded			
	13 Direct and Assumed	14 Ceded	15 Direct and Assumed	16 Ceded	17 Direct and Assumed	18 Ceded	19 Direct and Assumed	20 Ceded					
1. Prior.....												0	
2. 2009.....												0	
3. 2010.....												0	
4. 2011.....												0	
5. 2012.....												0	
6. 2013.....												0	
7. 2014.....			2				0	0				3	
8. 2015.....	10		275				26	49				360	2
9. 2016.....	297		646				108	172				1,223	25
10. 2017.....	1,398		1,232				197	402				3,230	105
11. 2018.....	2,408		5,533				658	841				9,440	256
12. Totals.....	4,114	0	7,688	0	0	0	989	0	1,465	0	0	14,256	388

	Total Losses and Loss Expenses Incurred			Loss and Loss Expense Percentage (Incurred/Premiums Earned)			Nontabular Discount		34 Inter-Company Pooling Participation Percentage	Net Balance Sheet Reserves after Discount	
	26 Direct and Assumed	27 Ceded	28 Net	29 Direct and Assumed	30 Ceded	31 Net	32 Loss	33 Loss Expense		35 Losses Unpaid	36 Loss Expenses Unpaid
1. Prior.....	XXX.....	XXX.....	XXX.....	XXX.....	XXX.....	XXX.....			XXX.....	0	0
2. 2009.....	0	0	0	0.0	0.0	0.0				0	0
3. 2010.....	0	0	0	0.0	0.0	0.0				0	0
4. 2011.....	0	0	0	0.0	0.0	0.0				0	0
5. 2012.....	0	0	0	0.0	0.0	0.0				0	0
6. 2013.....	0	0	0	0.0	0.0	0.0				0	0
7. 2014.....	72	0	72	1,970.1	0.0	2,013.3				2	0
8. 2015.....	792	0	792	99.2	0.0	100.2				285	75
9. 2016.....	3,267	0	3,267	64.3	0.0	64.9				943	280
10. 2017.....	10,481	0	10,481	88.9	0.0	89.8				2,631	600
11. 2018.....	13,111	0	13,111	69.1	0.0	69.9				7,941	1,499
12. Totals.....	XXX.....	XXX.....	XXX.....	XXX.....	XXX.....	XXX.....	0	0	XXX.....	11,802	2,454

**Sch. P - Pt. 1F - Sn. 1**  
**NONE**

**Sch. P - Pt. 1F - Sn. 2**  
**NONE**

**Sch. P - Pt. 1G**  
**NONE**

**SCHEDULE P - PART 1H - SECTION 1 - OTHER LIABILITY - OCCURRENCE**

(\$000 omitted)

Years in Which Premiums Were Earned and Losses Were Incurred	Premiums Earned			Loss and Loss Expense Payments						10 Salvage and Subrogation Received	11 Total Net Paid (Cols. 4 - 5 + 6 - 7 + 8 - 9)	12 Number of Claims Reported-Direct and Assumed
	1 Direct and Assumed	2 Ceded	3 Net (Cols. 1 - 2)	Loss Payments		Defense and Cost Containment Payments		Adjusting and Other Payments				
				4 Direct and Assumed	5 Ceded	6 Direct and Assumed	7 Ceded	8 Direct and Assumed	9 Ceded			
1. Prior.....	XXX.....	XXX.....	XXX.....	195.....	.....	3.....	.....	8.....	.....	.....	206.....	XXX.....
2. 2009.....	36,055.....	204.....	35,851.....	17,907.....	2,168.....	287.....	.....	2,417.....	.....	2.....	18,442.....	133.....
3. 2010.....	38,103.....	209.....	37,893.....	27,415.....	161.....	226.....	.....	2,860.....	.....	.....	30,339.....	133.....
4. 2011.....	39,999.....	2,136.....	37,864.....	22,604.....	51.....	86.....	.....	2,194.....	.....	.....	24,833.....	126.....
5. 2012.....	41,634.....	2,263.....	39,371.....	19,112.....	370.....	40.....	.....	2,215.....	.....	.....	20,998.....	123.....
6. 2013.....	45,800.....	1,947.....	43,853.....	20,676.....	.....	206.....	.....	3,907.....	.....	.....	24,789.....	206.....
7. 2014.....	47,495.....	1,175.....	46,319.....	19,926.....	.....	270.....	.....	2,303.....	.....	.....	22,498.....	144.....
8. 2015.....	47,654.....	1,102.....	46,553.....	20,097.....	33.....	72.....	0.....	1,726.....	.....	.....	21,862.....	106.....
9. 2016.....	47,331.....	1,057.....	46,274.....	11,002.....	241.....	127.....	3.....	1,760.....	.....	.....	12,645.....	103.....
10. 2017.....	48,284.....	823.....	47,461.....	11,707.....	607.....	59.....	3.....	1,210.....	.....	.....	12,367.....	89.....
11. 2018.....	50,866.....	758.....	50,107.....	737.....	8.....	0.....	.....	276.....	.....	.....	1,006.....	34.....
12. Totals.....	XXX.....	XXX.....	XXX.....	171,378.....	3,640.....	1,376.....	5.....	20,876.....	0.....	2.....	189,985.....	XXX.....

	Losses Unpaid				Defense and Cost Containment Unpaid				Adjusting and Other Unpaid		23 Salvage and Subrogation Anticipated	24 Total Net Losses and Expenses Unpaid	25 Number of Claims Outstanding-Direct and Assumed
	Case Basis		Bulk + IBNR		Case Basis		Bulk + IBNR		21 Direct and Assumed	22 Ceded			
	13 Direct and Assumed	14 Ceded	15 Direct and Assumed	16 Ceded	17 Direct and Assumed	18 Ceded	19 Direct and Assumed	20 Ceded					
1. Prior.....	3.....	.....	.....	15.....	0.....	.....	.....	.....	0.....	.....	.....	(12).....	.....
2. 2009.....	99.....	.....	.....	.....	1.....	.....	.....	.....	4.....	.....	.....	104.....	1.....
3. 2010.....	397.....	.....	.....	0.....	3.....	.....	.....	.....	17.....	.....	.....	416.....	1.....
4. 2011.....	843.....	.....	.....	0.....	7.....	.....	.....	.....	36.....	.....	.....	885.....	3.....
5. 2012.....	124.....	31.....	.....	3.....	1.....	.....	.....	.....	5.....	.....	.....	96.....	1.....
6. 2013.....	1,564.....	.....	0.....	2.....	12.....	.....	0.....	.....	67.....	.....	.....	1,641.....	7.....
7. 2014.....	1,973.....	.....	136.....	1.....	15.....	.....	1.....	.....	96.....	.....	.....	2,220.....	15.....
8. 2015.....	3,584.....	.....	1,226.....	3.....	28.....	.....	10.....	.....	256.....	.....	.....	5,100.....	22.....
9. 2016.....	7,097.....	3.....	8,634.....	9.....	55.....	.....	67.....	.....	1,024.....	.....	.....	16,865.....	39.....
10. 2017.....	11,008.....	.....	7,072.....	25.....	85.....	.....	55.....	.....	1,059.....	.....	.....	19,254.....	52.....
11. 2018.....	10,310.....	11.....	16,937.....	73.....	77.....	.....	132.....	.....	1,970.....	.....	.....	29,340.....	30.....
12. Totals.....	37,001.....	45.....	34,005.....	133.....	284.....	0.....	264.....	0.....	4,534.....	0.....	0.....	75,910.....	171.....

	Total Losses and Loss Expenses Incurred			Loss and Loss Expense Percentage (Incurred/Premiums Earned)			Nontabular Discount		34 Inter-Company Pooling Participation Percentage	Net Balance Sheet Reserves after Discount	
	26 Direct and Assumed	27 Ceded	28 Net	29 Direct and Assumed	30 Ceded	31 Net	32 Loss	33 Loss Expense		35 Losses Unpaid	36 Loss Expenses Unpaid
1. Prior.....	XXX.....	XXX.....	XXX.....	XXX.....	XXX.....	XXX.....	.....	.....	XXX.....	(12).....	0.....
2. 2009.....	20,715.....	2,168.....	18,546.....	57.5.....	1,061.7.....	51.7.....	.....	.....	.....	99.....	5.....
3. 2010.....	30,917.....	161.....	30,755.....	81.1.....	77.1.....	81.2.....	.....	.....	.....	396.....	20.....
4. 2011.....	25,769.....	51.....	25,718.....	64.4.....	2.4.....	67.9.....	.....	.....	.....	843.....	42.....
5. 2012.....	21,498.....	404.....	21,094.....	51.6.....	17.9.....	53.6.....	.....	.....	.....	90.....	6.....
6. 2013.....	26,432.....	2.....	26,430.....	57.7.....	0.1.....	60.3.....	.....	.....	.....	1,562.....	79.....
7. 2014.....	24,720.....	1.....	24,719.....	52.0.....	0.1.....	53.4.....	.....	.....	.....	2,108.....	113.....
8. 2015.....	26,998.....	36.....	26,961.....	56.7.....	3.3.....	57.9.....	.....	.....	.....	4,807.....	293.....
9. 2016.....	29,766.....	256.....	29,510.....	62.9.....	24.3.....	63.8.....	.....	.....	.....	15,719.....	1,146.....
10. 2017.....	32,256.....	635.....	31,621.....	66.8.....	77.1.....	66.6.....	.....	.....	.....	18,054.....	1,199.....
11. 2018.....	30,439.....	92.....	30,347.....	59.8.....	12.2.....	60.6.....	.....	.....	.....	27,162.....	2,178.....
12. Totals.....	XXX.....	XXX.....	XXX.....	XXX.....	XXX.....	XXX.....	0.....	0.....	XXX.....	70,828.....	5,082.....



**SCHEDULE P - PART 1H - SECTION 2 - OTHER LIABILITY - CLAIMS-MADE**

(\$000 omitted)

Years in Which Premiums Were Earned and Losses Were Incurred	Premiums Earned			Loss and Loss Expense Payments						10 Salvage and Subrogation Received	11 Total Net Paid (Cols. 4 - 5 + 6 - 7 + 8 - 9)	12 Number of Claims Reported-Direct and Assumed
	1 Direct and Assumed	2 Ceded	3 Net (Cols. 1 - 2)	Loss Payments		Defense and Cost Containment Payments		Adjusting and Other Payments				
				4 Direct and Assumed	5 Ceded	6 Direct and Assumed	7 Ceded	8 Direct and Assumed	9 Ceded			
1. Prior.....	XXX	XXX	XXX								0	XXX
2. 2009.....			0								0	
3. 2010.....			0								0	
4. 2011.....			0								0	
5. 2012.....			0								0	
6. 2013.....			0								0	
7. 2014.....			0								0	
8. 2015.....			0								0	
9. 2016.....			0								0	
10. 2017.....			0								0	
11. 2018.....			0								0	
12. Totals...	XXX	XXX	XXX	0	0	0	0	0	0	0	0	XXX

	Losses Unpaid				Defense and Cost Containment Unpaid				Adjusting and Other Unpaid		23 Salvage and Subrogation Anticipated	24 Total Net Losses and Expenses Unpaid	25 Number of Claims Outstanding-Direct and Assumed
	Case Basis		Bulk + IBNR		Case Basis		Bulk + IBNR		21 Direct and Assumed	22 Ceded			
	13 Direct and Assumed	14 Ceded	15 Direct and Assumed	16 Ceded	17 Direct and Assumed	18 Ceded	19 Direct and Assumed	20 Ceded					
1. Prior.....												0	
2. 2009.....												0	
3. 2010.....												0	
4. 2011.....												0	
5. 2012.....												0	
6. 2013.....												0	
7. 2014.....												0	
8. 2015.....												0	
9. 2016.....												0	
10. 2017.....												0	
11. 2018.....												0	
12. Totals...	0	0	0	0	0	0	0	0	0	0	0	0	0

**NONE**

	Total Losses and Loss Expenses Incurred			Loss and Loss Expense Percentage (Incurred/Premiums Earned)			Nontabular Discount		34 Inter-Company Pooling Participation Percentage	Net Balance Sheet Reserves after Discount	
	26 Direct and Assumed	27 Ceded	28 Net	29 Direct and Assumed	30 Ceded	31 Net	32 Loss	33 Loss Expense		35 Losses Unpaid	36 Loss Expenses Unpaid
1. Prior..	XXX	XXX	XXX	XXX	XXX	XXX			XXX	0	0
2. 2009.	0	0	0	0.0	0.0	0.0				0	0
3. 2010.	0	0	0	0.0	0.0	0.0				0	0
4. 2011.	0	0	0	0.0	0.0	0.0				0	0
5. 2012.	0	0	0	0.0	0.0	0.0				0	0
6. 2013.	0	0	0	0.0	0.0	0.0				0	0
7. 2014.	0	0	0	0.0	0.0	0.0				0	0
8. 2015.	0	0	0	0.0	0.0	0.0				0	0
9. 2016.	0	0	0	0.0	0.0	0.0				0	0
10. 2017.	0	0	0	0.0	0.0	0.0				0	0
11. 2018.	0	0	0	0.0	0.0	0.0				0	0
12. Totals	XXX	XXX	XXX	XXX	XXX	XXX	0	0	XXX	0	0

## SCHEDULE P - PART 11 - SPECIAL PROPERTY (FIRE, ALLIED LINES, INLAND MARINE, EARTHQUAKE, BURGLARY AND THEFT)

(\$000 omitted)

Years in Which Premiums Were Earned and Losses Were Incurred	Premiums Earned			Loss and Loss Expense Payments						10 Salvage and Subrogation Received	11 Total Net Paid (Cols. 4 - 5 + 6 - 7 + 8 - 9)	12 Number of Claims Reported- Direct and Assumed
	1 Direct and Assumed	2 Ceded	3 Net (Cols. 1 - 2)	Loss Payments		Defense and Cost Containment Payments		Adjusting and Other Payments				
				4 Direct and Assumed	5 Ceded	6 Direct and Assumed	7 Ceded	8 Direct and Assumed	9 Ceded			
1. Prior.....	.....XXX.....	.....XXX.....	.....XXX.....	.....976	.....449	.....71	.....0	.....37	.....22	.....20	.....614	.....XXX.....
2. 2017.....	.....61,757	.....14,200	.....47,557	.....32,952	.....16,691	.....1,165	.....699	.....1,574	.....302	.....166	.....17,998	.....XXX.....
3. 2018.....	.....60,462	.....14,181	.....46,281	.....14,882	.....3,221	.....373	.....0	.....1,269	.....342	.....79	.....12,960	.....XXX.....
4. Totals....	.....XXX.....	.....XXX.....	.....XXX.....	.....48,809	.....20,361	.....1,609	.....700	.....2,881	.....666	.....265	.....31,572	.....XXX.....

	Losses Unpaid				Defense and Cost Containment Unpaid				Adjusting and Other Unpaid		23 Salvage and Subrogation Anticipated	24 Total Net Losses and Expenses Unpaid	25 Number of Claims Outstanding- Direct and Assumed
	Case Basis		Bulk + IBNR		Case Basis		Bulk + IBNR		21 Direct and Assumed	22 Ceded			
	13 Direct and Assumed	14 Ceded	15 Direct and Assumed	16 Ceded	17 Direct and Assumed	18 Ceded	19 Direct and Assumed	20 Ceded					
1. Prior.....	.....658	.....256	.....542	.....(0)	.....74	.....1	.....16	.....	.....86	.....	.....43	.....1,119	.....8
2. 2017.....	.....1,195	.....689	.....344	.....(0)	.....65	.....	.....11	.....	.....87	.....	.....37	.....1,012	.....
3. 2018.....	.....1,403	.....	.....1,907	.....(0)	.....146	.....	.....52	.....	.....296	.....	.....78	.....3,804	.....49
4. Totals...	.....3,256	.....946	.....2,793	.....(0)	.....285	.....1	.....79	.....0	.....469	.....0	.....158	.....5,935	.....57

	Total Losses and Loss Expenses Incurred			Loss and Loss Expense Percentage (Incurred/Premiums Earned)			Nontabular Discount		34 Inter-Company Pooling Participation Percentage	Net Balance Sheet Reserves after Discount	
	26 Direct and Assumed	27 Ceded	28 Net	29 Direct and Assumed	30 Ceded	31 Net	32 Loss	33 Loss Expense		35 Losses Unpaid	36 Loss Expenses Unpaid
1. Prior..	.....XXX.....	.....XXX.....	.....XXX.....	.....XXX.....	.....XXX.....	.....XXX.....	.....	.....	.....XXX.....	.....943	.....175
2. 2017.	.....37,392	.....18,381	.....19,011	.....60.5	.....129.4	.....40.0	.....	.....	.....	.....850	.....163
3. 2018.	.....20,328	.....3,564	.....16,764	.....33.6	.....25.1	.....36.2	.....	.....	.....	.....3,310	.....494
4. Totals	.....XXX.....	.....XXX.....	.....XXX.....	.....XXX.....	.....XXX.....	.....XXX.....	.....0	.....0	.....XXX.....	.....5,103	.....832

**SCHEDULE P - PART 1J - AUTO PHYSICAL DAMAGE**

(\$000 omitted)

Years in Which Premiums Were Earned and Losses Were Incurred	Premiums Earned			Loss and Loss Expense Payments							12 Number of Claims Reported-Direct and Assumed	
	1 Direct and Assumed	2 Ceded	3 Net (Cols. 1 - 2)	Loss Payments		Defense and Cost Containment Payments		Adjusting and Other Payments		10 Salvage and Subrogation Received		11 Total Net Paid (Cols. 4 - 5 + 6 - 7 + 8 - 9)
				4 Direct and Assumed	5 Ceded	6 Direct and Assumed	7 Ceded	8 Direct and Assumed	9 Ceded			
1. Prior.....	.....XXX.....	.....XXX.....	.....XXX.....	.....(1,617)	.....(26)	.....278	.....3	.....331	.....	.....2,621	.....(986)	.....XXX.....
2. 2017.....	.....1,008,574	.....6,076	.....1,002,499	.....575,046	.....2,440	.....1,847	.....47	.....84,624	.....	.....192,025	.....659,030	.....434,398
3. 2018.....	.....1,043,337	.....6,267	.....1,037,071	.....579,423	.....2,338	.....1,012	.....38	.....74,940	.....	.....128,555	.....652,999	.....432,604
4. Totals....	.....XXX.....	.....XXX.....	.....XXX.....	.....1,152,851	.....4,752	.....3,136	.....87	.....159,896	.....0	.....323,202	.....1,311,044	.....XXX.....

	Losses Unpaid				Defense and Cost Containment Unpaid				Adjusting and Other Unpaid		23 Salvage and Subrogation Anticipated	24 Total Net Losses and Expenses Unpaid	25 Number of Claims Outstanding-Direct and Assumed
	Case Basis		Bulk + IBNR		Case Basis		Bulk + IBNR		21 Direct and Assumed	22 Ceded			
	13 Direct and Assumed	14 Ceded	15 Direct and Assumed	16 Ceded	17 Direct and Assumed	18 Ceded	19 Direct and Assumed	20 Ceded					
1. Prior.....	.....2,037	.....4	.....(939)	.....(57)	.....(29)	.....	.....42	.....	.....187	.....	.....1,348	.....1,352	.....260
2. 2017.....	.....549	.....4	.....(1,065)	.....(36)	.....(11)	.....	.....69	.....	.....396	.....	.....2,516	.....(30)	.....81
3. 2018.....	.....55,389	.....236	.....(52,569)	.....(107)	.....(1,402)	.....	.....2,327	.....	.....11,431	.....	.....67,204	.....15,046	.....16,974
4. Totals....	.....57,975	.....244	.....(54,573)	.....(201)	.....(1,442)	.....	.....2,438	.....0	.....12,014	.....0	.....71,068	.....16,368	.....17,315

	Total Losses and Loss Expenses Incurred			Loss and Loss Expense Percentage (Incurred/Premiums Earned)			Nontabular Discount		34 Inter-Company Pooling Participation Percentage	Net Balance Sheet Reserves after Discount	
	26 Direct and Assumed	27 Ceded	28 Net	29 Direct and Assumed	30 Ceded	31 Net	32 Loss	33 Loss Expense		35 Losses Unpaid	36 Loss Expenses Unpaid
1. Prior..	.....XXX.....	.....XXX.....	.....XXX.....	.....XXX.....	.....XXX.....	.....XXX.....	.....	.....	.....XXX.....	.....1,151	.....200
2. 2017.	.....661,456	.....2,455	.....659,001	.....65.6	.....40.4	.....65.7	.....	.....	.....	.....(484)	.....454
3. 2018.	.....670,550	.....2,504	.....668,046	.....64.3	.....40.0	.....64.4	.....	.....	.....	.....2,691	.....12,355
4. Totals	.....XXX.....	.....XXX.....	.....XXX.....	.....XXX.....	.....XXX.....	.....XXX.....	.....0	.....0	.....XXX.....	.....3,358	.....13,010

**SCHEDULE P - PART 1K - FIDELITY/SURETY**  
(\$000 omitted)

Years in Which Premiums Were Earned and Losses Were Incurred	Premiums Earned			Loss and Loss Expense Payments						12 Number of Claims Reported-Direct and Assumed		
	1 Direct and Assumed	2 Ceded	3 Net (Cols. 1 - 2)	Loss Payments		Defense and Cost Containment Payments		Adjusting and Other Payments			10 Salvage and Subrogation Received	11 Total Net Paid (Cols. 4 - 5 + 6 - 7 + 8 - 9)
				4 Direct and Assumed	5 Ceded	6 Direct and Assumed	7 Ceded	8 Direct and Assumed	9 Ceded			
1. Prior.....	.....XXX.....	.....XXX.....	.....XXX.....	.....	.....	.....	.....	.....	.....	.....	.....0	.....XXX.....
2. 2017.....	.....	.....	.....0	.....	.....	.....	.....	.....	.....	.....	.....0	.....XXX.....
3. 2018.....	.....	.....	.....0	.....	.....	.....	.....	.....	.....	.....	.....0	.....XXX.....
4. Totals....	.....XXX.....	.....XXX.....	.....XXX.....	.....0	.....0	.....0	.....0	.....0	.....0	.....0	.....0	.....XXX.....

	Losses Unpaid				Defense and Cost Containment Unpaid				Adjusting and Other Unpaid		23 Salvage and Subrogation Anticipated	24 Total Net Losses and Expenses Unpaid	25 Number of Claims Outstanding-Direct and Assumed
	Case Basis		Bulk + IBNR		Case Basis		Bulk + IBNR		21 Direct and Assumed	22 Ceded			
	13 Direct and Assumed	14 Ceded	15 Direct and Assumed	16 Ceded	17 Direct and Assumed	18 Ceded	19 Direct and Assumed	20 Ceded					
1. Prior.....	.....	.....	.....	.....	.....	.....	.....	.....	.....	.....	.....0	.....	
2. 2017.....	.....	.....	.....	.....	.....	.....	.....	.....	.....	.....	.....0	.....	
3. 2018.....	.....	.....	.....	.....	.....	.....	.....	.....	.....	.....	.....0	.....	
4. Totals....	.....0	.....0	.....0	.....0	.....0	.....0	.....0	.....0	.....0	.....0	.....0	.....0	

**NONE**

	Total Losses and Loss Expenses Incurred			Loss and Loss Expense Percentage (Incurred/Premiums Earned)			Nontabular Discount		34 Inter-Company Pooling Participation Percentage	Net Balance Sheet Reserves after Discount	
	26 Direct and Assumed	27 Ceded	28 Net	29 Direct and Assumed	30 Ceded	31 Net	32 Loss	33 Loss Expense		35 Losses Unpaid	36 Loss Expenses Unpaid
1. Prior..	.....XXX.....	.....XXX.....	.....XXX.....	.....XXX.....	.....XXX.....	.....XXX.....	.....	.....	.....XXX.....	.....0	.....0
2. 2017.	.....0	.....0	.....0	.....0.0	.....0.0	.....0.0	.....	.....	.....	.....0	.....0
3. 2018.	.....0	.....0	.....0	.....0.0	.....0.0	.....0.0	.....	.....	.....	.....0	.....0
4. Totals	.....XXX.....	.....XXX.....	.....XXX.....	.....XXX.....	.....XXX.....	.....XXX.....	.....0	.....0	.....XXX.....	.....0	.....0

**SCHEDULE P - PART 1L - OTHER (INCLUDING CREDIT, ACCIDENT AND HEALTH)**  
(\$000 omitted)

Years in Which Premiums Were Earned and Losses Were Incurred	Premiums Earned			Loss and Loss Expense Payments						10 Salvage and Subrogation Received	11 Total Net Paid (Cols. 4 - 5 + 6 - 7 + 8 - 9)	12 Number of Claims Reported-Direct and Assumed
	1 Direct and Assumed	2 Ceded	3 Net (Cols. 1 - 2)	Loss Payments		Defense and Cost Containment Payments		Adjusting and Other Payments				
				4 Direct and Assumed	5 Ceded	6 Direct and Assumed	7 Ceded	8 Direct and Assumed	9 Ceded			
1. Prior.....	.....XXX.....	.....XXX.....	.....XXX.....	.....56.....							.....56.....	.....XXX.....
2. 2017.....	.....23,565.....		.....23,565.....	.....7,782.....							.....7,782.....	.....XXX.....
3. 2018.....	.....28,617.....		.....28,617.....	.....6,717.....							.....6,717.....	.....XXX.....
4. Totals....	.....XXX.....	.....XXX.....	.....XXX.....	.....14,555.....	.....0.....	.....0.....	.....0.....	.....0.....	.....0.....	.....0.....	.....14,555.....	.....XXX.....

	Losses Unpaid				Defense and Cost Containment Unpaid				Adjusting and Other Unpaid		23 Salvage and Subrogation Anticipated	24 Total Net Losses and Expenses Unpaid	25 Number of Claims Outstanding-Direct and Assumed
	Case Basis		Bulk + IBNR		Case Basis		Bulk + IBNR		21 Direct and Assumed	22 Ceded			
	13 Direct and Assumed	14 Ceded	15 Direct and Assumed	16 Ceded	17 Direct and Assumed	18 Ceded	19 Direct and Assumed	20 Ceded					
1. Prior.....												.....0.....	
2. 2017.....	.....126.....											.....126.....	
3. 2018.....	.....3,232.....											.....3,232.....	
4. Totals....	.....3,359.....	.....0.....	.....0.....	.....0.....	.....0.....	.....0.....	.....0.....	.....0.....	.....0.....	.....0.....	.....0.....	.....3,359.....	.....0.....

	Total Losses and Loss Expenses Incurred			Loss and Loss Expense Percentage (Incurred/Premiums Earned)			Nontabular Discount		34 Inter-Company Pooling Participation Percentage	Net Balance Sheet Reserves after Discount	
	26 Direct and Assumed	27 Ceded	28 Net	29 Direct and Assumed	30 Ceded	31 Net	32 Loss	33 Loss Expense		35 Losses Unpaid	36 Loss Expenses Unpaid
1. Prior..	.....XXX.....	.....XXX.....	.....XXX.....	.....XXX.....	.....XXX.....	.....XXX.....			.....XXX.....	.....0.....	.....0.....
2. 2017.	.....7,908.....	.....0.....	.....7,908.....	.....33.6.....	.....0.0.....	.....33.6.....				.....126.....	.....0.....
3. 2018.	.....9,949.....	.....0.....	.....9,949.....	.....34.8.....	.....0.0.....	.....34.8.....				.....3,232.....	.....0.....
4. Totals	.....XXX.....	.....XXX.....	.....XXX.....	.....XXX.....	.....XXX.....	.....XXX.....	.....0.....	.....0.....	.....XXX.....	.....3,359.....	.....0.....

**Sch. P - Pt. 1M**  
**NONE**

**Sch. P - Pt. 1N**  
**NONE**

**SCHEDULE P - PART 10 - REINSURANCE**  
NONPROPORTIONAL ASSUMED LIABILITY (\$000 omitted)

Years in Which Premiums Were Earned and Losses Were Incurred	Premiums Earned			Loss and Loss Expense Payments						12 Number of Claims Reported-Direct and Assumed		
	1 Direct and Assumed	2 Ceded	3 Net (Cols. 1 - 2)	Loss Payments		Defense and Cost Containment Payments		Adjusting and Other Payments			10 Salvage and Subrogation Received	11 Total Net Paid (Cols. 4 - 5 + 6 - 7 + 8 - 9)
				4 Direct and Assumed	5 Ceded	6 Direct and Assumed	7 Ceded	8 Direct and Assumed	9 Ceded			
1. Prior.....	XXX	XXX	XXX	139							139	XXX
2. 2009.....			.0								.0	XXX
3. 2010.....			.0								.0	XXX
4. 2011.....			.0								.0	XXX
5. 2012.....			.0								.0	XXX
6. 2013.....			.0								.0	XXX
7. 2014.....			.0								.0	XXX
8. 2015.....			.0								.0	XXX
9. 2016.....			.0								.0	XXX
10. 2017.....			.0								.0	XXX
11. 2018.....			.0								.0	XXX
12. Totals.....	XXX	XXX	XXX	139	.0	.0	.0	.0	.0	.0	139	XXX

	Losses Unpaid				Defense and Cost Containment Unpaid				Adjusting and Other Unpaid		23 Salvage and Subrogation Anticipated	24 Total Net Losses and Expenses Unpaid	25 Number of Claims Outstanding-Direct and Assumed
	Case Basis		Bulk + IBNR		Case Basis		Bulk + IBNR		21 Direct and Assumed	22 Ceded			
	13 Direct and Assumed	14 Ceded	15 Direct and Assumed	16 Ceded	17 Direct and Assumed	18 Ceded	19 Direct and Assumed	20 Ceded					
1. Prior.....	1,178		200		1						1,379	XXX	
2. 2009.....											.0	XXX	
3. 2010.....											.0	XXX	
4. 2011.....											.0	XXX	
5. 2012.....											.0	XXX	
6. 2013.....											.0	XXX	
7. 2014.....											.0	XXX	
8. 2015.....											.0	XXX	
9. 2016.....											.0	XXX	
10. 2017.....											.0	XXX	
11. 2018.....											.0	XXX	
12. Totals.....	1,178	.0	200	.0	1	.0	.0	.0	.0	.0	1,379	XXX	

	Total Losses and Loss Expenses Incurred			Loss and Loss Expense Percentage (Incurred/Premiums Earned)			Nontabular Discount		34 Inter-Company Pooling Participation Percentage	Net Balance Sheet Reserves after Discount	
	26 Direct and Assumed	27 Ceded	28 Net	29 Direct and Assumed	30 Ceded	31 Net	32 Loss	33 Loss Expense		35 Losses Unpaid	36 Loss Expenses Unpaid
1. Prior.....	XXX	XXX	XXX	XXX	XXX	XXX			XXX	1,378	1
2. 2009.....	.0	.0	.0	.0	.0	.0				.0	.0
3. 2010.....	.0	.0	.0	.0	.0	.0				.0	.0
4. 2011.....	.0	.0	.0	.0	.0	.0				.0	.0
5. 2012.....	.0	.0	.0	.0	.0	.0				.0	.0
6. 2013.....	.0	.0	.0	.0	.0	.0				.0	.0
7. 2014.....	.0	.0	.0	.0	.0	.0				.0	.0
8. 2015.....	.0	.0	.0	.0	.0	.0				.0	.0
9. 2016.....	.0	.0	.0	.0	.0	.0				.0	.0
10. 2017.....	.0	.0	.0	.0	.0	.0				.0	.0
11. 2018.....	.0	.0	.0	.0	.0	.0				.0	.0
12. Totals.....	XXX	XXX	XXX	XXX	XXX	XXX	.0	.0	XXX	1,378	1

**Sch. P - Pt. 1P  
NONE**

**Sch. P - Pt. 1R - Sn. 1  
NONE**

**Sch. P - Pt. 1R - Sn. 2  
NONE**

**Sch. P - Pt. 1S  
NONE**

**Sch. P - Pt. 1T  
NONE**



**SCHEDULE P - PART 2A - HOMEOWNERS/FARMOWNERS**

Years in Which Losses Were Incurred	Incurred Net Losses and Defense and Cost Containment Expenses Reported at Year End (\$000 omitted)										Development	
	1	2	3	4	5	6	7	8	9	10	11	12
	2009	2010	2011	2012	2013	2014	2015	2016	2017	2018	One Year	Two Year
1. Prior.....	120,223	87,656	69,496	63,031	63,587	63,501	59,783	63,926	64,175	64,523	348	598
2. 2009.....	468,274	486,330	476,129	474,573	471,733	469,807	467,486	466,670	466,793	466,877	85	207
3. 2010.....	XXX	530,394	548,946	549,039	547,059	546,488	545,677	545,222	543,821	543,968	146	(1,255)
4. 2011.....	XXX	XXX	827,074	813,773	793,611	791,761	787,834	787,800	786,762	787,107	346	(693)
5. 2012.....	XXX	XXX	XXX	662,871	667,989	660,781	656,866	655,830	653,808	652,941	(867)	(2,889)
6. 2013.....	XXX	XXX	XXX	XXX	610,387	613,866	600,326	600,641	599,489	598,040	(1,449)	(2,601)
7. 2014.....	XXX	XXX	XXX	XXX	XXX	662,795	663,486	666,834	668,789	665,452	(3,337)	(1,382)
8. 2015.....	XXX	XXX	XXX	XXX	XXX	XXX	710,026	711,500	711,566	706,601	(4,965)	(4,899)
9. 2016.....	XXX	XXX	XXX	XXX	XXX	XXX	XXX	693,092	701,434	702,749	1,315	9,658
10. 2017.....	XXX	XXX	XXX	XXX	XXX	XXX	XXX	XXX	699,093	716,726	17,633	XXX
11. 2018.....	XXX	XXX	XXX	XXX	XXX	XXX	XXX	XXX	XXX	626,201	XXX	XXX
12. Totals											9,256	(3,257)

**SCHEDULE P - PART 2B - PRIVATE PASSENGER AUTO LIABILITY/MEDICAL**

1. Prior.....	578,306	529,185	480,396	471,525	467,288	469,633	468,488	470,127	471,850	473,749	1,898	3,622
2. 2009.....	821,520	841,466	819,827	794,950	791,876	785,915	784,251	783,906	783,818	783,868	50	(38)
3. 2010.....	XXX	812,163	822,802	805,003	801,083	787,323	783,447	782,914	780,856	781,371	515	(1,543)
4. 2011.....	XXX	XXX	818,277	834,592	828,878	817,325	809,647	806,548	805,410	803,759	(1,651)	(2,788)
5. 2012.....	XXX	XXX	XXX	836,427	839,976	830,186	816,514	812,294	813,654	811,561	(2,094)	(733)
6. 2013.....	XXX	XXX	XXX	XXX	862,924	857,456	843,318	840,265	839,611	838,569	(1,041)	(1,696)
7. 2014.....	XXX	XXX	XXX	XXX	XXX	850,408	869,041	873,729	871,008	873,291	2,282	(439)
8. 2015.....	XXX	XXX	XXX	XXX	XXX	XXX	926,053	940,875	936,964	939,935	2,971	(940)
9. 2016.....	XXX	XXX	XXX	XXX	XXX	XXX	XXX	961,753	960,028	956,856	(3,172)	(4,896)
10. 2017.....	XXX	XXX	XXX	XXX	XXX	XXX	XXX	XXX	905,857	917,147	11,290	XXX
11. 2018.....	XXX	XXX	XXX	XXX	XXX	XXX	XXX	XXX	XXX	892,786	XXX	XXX
12. Totals											11,048	(9,451)

**SCHEDULE P - PART 2C - COMMERCIAL AUTO/TRUCK LIABILITY/MEDICAL**

1. Prior.....											0	0
2. 2009.....											0	0
3. 2010.....	XXX										0	0
4. 2011.....	XXX	XXX									0	0
5. 2012.....	XXX	XXX	XXX								0	0
6. 2013.....	XXX	XXX	XXX	XXX							0	0
7. 2014.....	XXX	XXX	XXX	XXX	XXX						0	0
8. 2015.....	XXX	XXX	XXX	XXX	XXX	XXX	0	0	0	0	(0)	(0)
9. 2016.....	XXX	XXX	XXX	XXX	XXX	XXX	XXX	171	161	95	(66)	(75)
10. 2017.....	XXX	XXX	XXX	XXX	XXX	XXX	XXX	XXX	4,552	4,967	415	XXX
11. 2018.....	XXX	XXX	XXX	XXX	XXX	XXX	XXX	XXX	XXX	15,767	XXX	XXX
12. Totals											349	(75)

**SCHEDULE P - PART 2D - WORKERS' COMPENSATION (EXCLUDING EXCESS WORKERS' COMPENSATION)**

1. Prior.....	29	10	22	13	13	13	13	13	13	13	0	0
2. 2009.....	3	2	1	1	0	0	0	0	0	0	0	0
3. 2010.....	XXX	40	58	53	59	56	56	56	56	56	0	0
4. 2011.....	XXX	XXX	6	25	22	13	0	0	0	0	0	0
5. 2012.....	XXX	XXX	XXX	7	4	3					0	0
6. 2013.....	XXX	XXX	XXX	XXX	164	161	1	1	1	1	0	0
7. 2014.....	XXX	XXX	XXX	XXX	XXX	3					0	0
8. 2015.....	XXX	XXX	XXX	XXX	XXX	XXX					0	0
9. 2016.....	XXX	XXX	XXX	XXX	XXX	XXX	XXX				0	0
10. 2017.....	XXX	XXX	XXX	XXX	XXX	XXX	XXX	XXX			0	XXX
11. 2018.....	XXX	XXX	XXX	XXX	XXX	XXX	XXX	XXX	XXX		XXX	XXX
12. Totals											0	0

**SCHEDULE P - PART 2E - COMMERCIAL MULTIPLE PERIL**

1. Prior.....											0	0
2. 2009.....											0	0
3. 2010.....	XXX										0	0
4. 2011.....	XXX	XXX									0	0
5. 2012.....	XXX	XXX	XXX								0	0
6. 2013.....	XXX	XXX	XXX	XXX							0	0
7. 2014.....	XXX	XXX	XXX	XXX	XXX	2	2	2	2	2	0	0
8. 2015.....	XXX	XXX	XXX	XXX	XXX	XXX	603	600	808	616	(193)	15
9. 2016.....	XXX	XXX	XXX	XXX	XXX	XXX	XXX	3,425	3,089	2,654	(435)	(771)
10. 2017.....	XXX	XXX	XXX	XXX	XXX	XXX	XXX	XXX	8,712	8,943	231	XXX
11. 2018.....	XXX	XXX	XXX	XXX	XXX	XXX	XXX	XXX	XXX	11,698	XXX	XXX
12. Totals											(397)	(756)

**SCHEDULE P - PART 2F - SECTION 1 - MEDICAL PROFESSIONAL LIABILITY - OCCURRENCE**

Years in Which Losses Were Incurred	Incurred Net Losses and Defense and Cost Containment Expenses Reported at Year End (\$000 omitted)										Development	
	1	2	3	4	5	6	7	8	9	10	11	12
	2009	2010	2011	2012	2013	2014	2015	2016	2017	2018	One Year	Two Year
1. Prior											.0	.0
2. 2009											.0	.0
3. 2010	XXX										.0	.0
4. 2011	XXX	XXX									.0	.0
5. 2012	XXX	XXX	XXX								.0	.0
6. 2013	XXX	XXX	XXX	XXX							.0	.0
7. 2014	XXX	XXX	XXX	XXX	XXX						.0	.0
8. 2015	XXX	XXX	XXX	XXX	XXX	XXX					.0	.0
9. 2016	XXX	XXX	XXX	XXX	XXX	XXX	XXX				.0	.0
10. 2017	XXX	XXX	XXX	XXX	XXX	XXX	XXX	XXX			.0	XXX
11. 2018	XXX	XXX	XXX	XXX	XXX	XXX	XXX	XXX	XXX		XXX	XXX
12. Totals											.0	.0

NONE

**SCHEDULE P - PART 2F - SECTION 2 - MEDICAL PROFESSIONAL LIABILITY - CLAIMS-MADE**

Years in Which Losses Were Incurred	Incurred Net Losses and Defense and Cost Containment Expenses Reported at Year End (\$000 omitted)										Development	
	1	2	3	4	5	6	7	8	9	10	11	12
	2009	2010	2011	2012	2013	2014	2015	2016	2017	2018	One Year	Two Year
1. Prior											.0	.0
2. 2009											.0	.0
3. 2010	XXX										.0	.0
4. 2011	XXX	XXX									.0	.0
5. 2012	XXX	XXX	XXX								.0	.0
6. 2013	XXX	XXX	XXX	XXX							.0	.0
7. 2014	XXX	XXX	XXX	XXX	XXX						.0	.0
8. 2015	XXX	XXX	XXX	XXX	XXX	XXX					.0	.0
9. 2016	XXX	XXX	XXX	XXX	XXX	XXX	XXX				.0	.0
10. 2017	XXX	XXX	XXX	XXX	XXX	XXX	XXX	XXX			.0	XXX
11. 2018	XXX	XXX	XXX	XXX	XXX	XXX	XXX	XXX	XXX		XXX	XXX
12. Totals											.0	.0

NONE

**SCHEDULE P - PART 2G - SPECIAL LIABILITY (OCEAN MARINE, AIRCRAFT (ALL PERILS), BOILER & MACHINERY)**

Years in Which Losses Were Incurred	Incurred Net Losses and Defense and Cost Containment Expenses Reported at Year End (\$000 omitted)										Development	
	1	2	3	4	5	6	7	8	9	10	11	12
	2009	2010	2011	2012	2013	2014	2015	2016	2017	2018	One Year	Two Year
1. Prior	4		.0	.0	.0	.0	.0	.0	.0	.0	.0	.0
2. 2009											.0	.0
3. 2010	XXX										.0	.0
4. 2011	XXX	XXX									.0	.0
5. 2012	XXX	XXX	XXX								.0	.0
6. 2013	XXX	XXX	XXX	XXX							.0	.0
7. 2014	XXX	XXX	XXX	XXX	XXX						.0	.0
8. 2015	XXX	XXX	XXX	XXX	XXX	XXX					.0	.0
9. 2016	XXX	XXX	XXX	XXX	XXX	XXX	XXX				.0	.0
10. 2017	XXX	XXX	XXX	XXX	XXX	XXX	XXX	XXX			.0	XXX
11. 2018	XXX	XXX	XXX	XXX	XXX	XXX	XXX	XXX	XXX		XXX	XXX
12. Totals											.0	.0

**SCHEDULE P - PART 2H - SECTION 1 - OTHER LIABILITY - OCCURRENCE**

Years in Which Losses Were Incurred	Incurred Net Losses and Defense and Cost Containment Expenses Reported at Year End (\$000 omitted)										Development	
	1	2	3	4	5	6	7	8	9	10	11	12
	2009	2010	2011	2012	2013	2014	2015	2016	2017	2018	One Year	Two Year
1. Prior	45,865	43,159	43,013	41,685	37,310	36,765	35,763	35,616	36,128	35,815	(313)	199
2. 2009	19,035	19,889	18,186	16,832	16,829	16,804	16,077	15,949	16,049	16,126	.77	176
3. 2010	XXX	31,846	35,193	33,807	30,810	30,296	27,748	27,521	27,478	27,879	.401	358
4. 2011	XXX	XXX	25,175	24,911	24,943	22,954	21,992	22,558	23,408	23,488	.80	930
5. 2012	XXX	XXX	XXX	25,881	25,687	24,121	19,627	19,407	19,115	18,873	(241)	(534)
6. 2013	XXX	XXX	XXX	XXX	27,287	27,000	24,027	22,542	21,545	22,456	.911	(86)
7. 2014	XXX	XXX	XXX	XXX	XXX	25,823	25,514	24,518	24,023	22,319	(1,703)	(2,198)
8. 2015	XXX	XXX	XXX	XXX	XXX	XXX	27,837	26,921	26,470	24,980	(1,490)	(1,941)
9. 2016	XXX	XXX	XXX	XXX	XXX	XXX	XXX	27,897	26,661	26,726	.65	(1,171)
10. 2017	XXX	XXX	XXX	XXX	XXX	XXX	XXX	XXX	31,285	29,352	(1,934)	XXX
11. 2018	XXX	XXX	XXX	XXX	XXX	XXX	XXX	XXX	XXX	28,101	XXX	XXX
12. Totals											(4,148)	(4,267)

**SCHEDULE P - PART 2H - SECTION 2 - OTHER LIABILITY - CLAIMS-MADE**

Years in Which Losses Were Incurred	Incurred Net Losses and Defense and Cost Containment Expenses Reported at Year End (\$000 omitted)										Development	
	1	2	3	4	5	6	7	8	9	10	11	12
	2009	2010	2011	2012	2013	2014	2015	2016	2017	2018	One Year	Two Year
1. Prior											.0	.0
2. 2009											.0	.0
3. 2010	XXX										.0	.0
4. 2011	XXX	XXX									.0	.0
5. 2012	XXX	XXX	XXX								.0	.0
6. 2013	XXX	XXX	XXX	XXX							.0	.0
7. 2014	XXX	XXX	XXX	XXX	XXX						.0	.0
8. 2015	XXX	XXX	XXX	XXX	XXX	XXX					.0	.0
9. 2016	XXX	XXX	XXX	XXX	XXX	XXX	XXX				.0	.0
10. 2017	XXX	XXX	XXX	XXX	XXX	XXX	XXX	XXX			.0	XXX
11. 2018	XXX	XXX	XXX	XXX	XXX	XXX	XXX	XXX	XXX		XXX	XXX
12. Totals											.0	.0

NONE

**SCHEDULE P - PART 2I - SPECIAL PROPERTY (FIRE, ALLIED LINES, INLAND MARINE, EARTHQUAKE, BURGLARY AND THEFT)**

Years in Which Losses Were Incurred	Incurred Net Losses and Defense and Cost Containment Expenses Reported at Year End (\$000 omitted)										Development	
	1	2	3	4	5	6	7	8	9	10	11	12
	2009	2010	2011	2012	2013	2014	2015	2016	2017	2018	One Year	Two Year
1. Prior.....	...XXX.....	...XXX.....	...XXX.....	...XXX.....	...XXX.....	...XXX.....	...XXX.....	.....6,192	.....4,960	.....4,376	.....(584)	.....(1,817)
2. 2017.....	...XXX.....	...XXX.....	...XXX.....	...XXX.....	...XXX.....	...XXX.....	...XXX.....	...XXX.....	.....15,483	.....17,652	.....2,169	...XXX.....
3. 2018.....	...XXX.....	...XXX.....	...XXX.....	...XXX.....	...XXX.....	...XXX.....	...XXX.....	...XXX.....	...XXX.....	.....15,541	...XXX.....	...XXX.....
										4. Totals	.....1,584	.....(1,817)

**SCHEDULE P - PART 2J - AUTO PHYSICAL DAMAGE**

1. Prior.....	...XXX.....	...XXX.....	...XXX.....	...XXX.....	...XXX.....	...XXX.....	...XXX.....	.....725	.....(6,556)	.....(8,276)	.....(1,720)	.....(9,002)
2. 2017.....	...XXX.....	...XXX.....	...XXX.....	...XXX.....	...XXX.....	...XXX.....	...XXX.....	...XXX.....	.....597,054	.....573,980	.....(23,073)	...XXX.....
3. 2018.....	...XXX.....	...XXX.....	...XXX.....	...XXX.....	...XXX.....	...XXX.....	...XXX.....	...XXX.....	...XXX.....	.....581,675	...XXX.....	...XXX.....
										4. Totals	.....(24,793)	.....(9,002)

**SCHEDULE P - PART 2K - FIDELITY/SURETY**

1. Prior.....	...XXX.....	...XXX.....	...XXX.....	...XXX.....	...XXX.....	...XXX.....	...XXX.....	...XXX.....	...XXX.....	...XXX.....	.....0	.....0
2. 2017.....	...XXX.....	...XXX.....	...XXX.....	...XXX.....	...XXX.....	...XXX.....	...XXX.....	...XXX.....	...XXX.....	...XXX.....	.....0	...XXX.....
3. 2018.....	...XXX.....	...XXX.....	...XXX.....	...XXX.....	...XXX.....	...XXX.....	...XXX.....	...XXX.....	...XXX.....	...XXX.....	...XXX.....	...XXX.....
											4. Totals	.....0

**SCHEDULE P - PART 2L - OTHER (INCLUDING CREDIT, ACCIDENT AND HEALTH)**

1. Prior.....	...XXX.....	...XXX.....	...XXX.....	...XXX.....	...XXX.....	...XXX.....	...XXX.....	.....2,406	.....2,303	.....2,226	.....(76)	.....(179)
2. 2017.....	...XXX.....	...XXX.....	...XXX.....	...XXX.....	...XXX.....	...XXX.....	...XXX.....	...XXX.....	.....7,908	.....7,908	.....0	...XXX.....
3. 2018.....	...XXX.....	...XXX.....	...XXX.....	...XXX.....	...XXX.....	...XXX.....	...XXX.....	...XXX.....	...XXX.....	.....9,949	...XXX.....	...XXX.....
										4. Totals	.....(76)	.....(179)

**SCHEDULE P - PART 2M - INTERNATIONAL**

1. Prior.....	.....	.....	.....	.....	.....	.....	.....	.....	.....	.....	.....0	.....0
2. 2009.....	.....	.....	.....	.....	.....	.....	.....	.....	.....	.....	.....0	.....0
3. 2010.....	...XXX.....	.....	.....	.....	.....	.....	.....	.....	.....	.....	.....0	.....0
4. 2011.....	...XXX.....	...XXX.....	.....	.....	.....	.....	.....	.....	.....	.....	.....0	.....0
5. 2012.....	...XXX.....	...XXX.....	...XXX.....	.....	.....	.....	.....	.....	.....	.....	.....0	.....0
6. 2013.....	...XXX.....	...XXX.....	...XXX.....	...XXX.....	.....	.....	.....	.....	.....	.....	.....0	.....0
7. 2014.....	...XXX.....	...XXX.....	...XXX.....	...XXX.....	...XXX.....	.....	.....	.....	.....	.....	.....0	.....0
8. 2015.....	...XXX.....	...XXX.....	...XXX.....	...XXX.....	...XXX.....	...XXX.....	.....	.....	.....	.....	.....0	.....0
9. 2016.....	...XXX.....	...XXX.....	...XXX.....	...XXX.....	...XXX.....	...XXX.....	...XXX.....	.....	.....	.....	.....0	.....0
10. 2017.....	...XXX.....	...XXX.....	...XXX.....	...XXX.....	...XXX.....	...XXX.....	...XXX.....	...XXX.....	...XXX.....	.....	.....0	...XXX.....
11. 2018.....	...XXX.....	...XXX.....	...XXX.....	...XXX.....	...XXX.....	...XXX.....	...XXX.....	...XXX.....	...XXX.....	.....	...XXX.....	...XXX.....
											12. Totals	.....0

**SCHEDULE P - PART 2N - REINSURANCE**

NONPROPORTIONAL ASSUMED PROPERTY

Years in Which Losses Were Incurred	Incurred Net Losses and Defense and Cost Containment Expenses Reported at Year End (\$000 omitted)										Development	
	1 2009	2 2010	3 2011	4 2012	5 2013	6 2014	7 2015	8 2016	9 2017	10 2018	11 One Year	12 Two Year
1. Prior.....											.....0	.....0
2. 2009.....											.....0	.....0
3. 2010.....	XXX										.....0	.....0
4. 2011.....	XXX	XXX									.....0	.....0
5. 2012.....	XXX	XXX	XXX								.....0	.....0
6. 2013.....	XXX	XXX	XXX	XXX							.....0	.....0
7. 2014.....	XXX	XXX	XXX	XXX	XXX						.....0	.....0
8. 2015.....	XXX	XXX	XXX	XXX	XXX	XXX					.....0	.....0
9. 2016.....	XXX	XXX	XXX	XXX	XXX	XXX	XXX				.....0	.....0
10. 2017.....	XXX	XXX	XXX	XXX	XXX	XXX	XXX	XXX			.....0	XXX
11. 2018.....	XXX	XXX	XXX	XXX	XXX	XXX	XXX	XXX	XXX		XXX	XXX
12. Totals											.....0	.....0

**SCHEDULE P - PART 2O - REINSURANCE**

NONPROPORTIONAL ASSUMED LIABILITY

1. Prior.....	1,262	1,623	1,878	1,989	2,031	2,006	2,281	2,525	2,882	3,039	156	514
2. 2009.....											.....0	.....0
3. 2010.....	XXX										.....0	.....0
4. 2011.....	XXX	XXX									.....0	.....0
5. 2012.....	XXX	XXX	XXX								.....0	.....0
6. 2013.....	XXX	XXX	XXX	XXX							.....0	.....0
7. 2014.....	XXX	XXX	XXX	XXX	XXX						.....0	.....0
8. 2015.....	XXX	XXX	XXX	XXX	XXX	XXX					.....0	.....0
9. 2016.....	XXX	XXX	XXX	XXX	XXX	XXX	XXX				.....0	.....0
10. 2017.....	XXX	XXX	XXX	XXX	XXX	XXX	XXX	XXX			.....0	XXX
11. 2018.....	XXX	XXX	XXX	XXX	XXX	XXX	XXX	XXX	XXX		XXX	XXX
12. Totals											.....156	.....514

**SCHEDULE P - PART 2P - REINSURANCE**

NONPROPORTIONAL ASSUMED FINANCIAL LINES

1. Prior.....											.....0	.....0
2. 2009.....											.....0	.....0
3. 2010.....	XXX										.....0	.....0
4. 2011.....	XXX	XXX									.....0	.....0
5. 2012.....	XXX	XXX	XXX								.....0	.....0
6. 2013.....	XXX	XXX	XXX	XXX							.....0	.....0
7. 2014.....	XXX	XXX	XXX	XXX	XXX						.....0	.....0
8. 2015.....	XXX	XXX	XXX	XXX	XXX	XXX					.....0	.....0
9. 2016.....	XXX	XXX	XXX	XXX	XXX	XXX	XXX				.....0	.....0
10. 2017.....	XXX	XXX	XXX	XXX	XXX	XXX	XXX	XXX			.....0	XXX
11. 2018.....	XXX	XXX	XXX	XXX	XXX	XXX	XXX	XXX	XXX		XXX	XXX
12. Totals											.....0	.....0



**SCHEDULE P - PART 3A - HOMEOWNERS/FAROWNERS**

Years in Which Losses Were Incurred	Cumulative Paid Net Losses and Defense and Cost Containment Expenses Reported at Year End (\$000 omitted)										11 Number of Claims Closed With Loss Payment	12 Number of Claims Closed Without Loss Payment
	1 2009	2 2010	3 2011	4 2012	5 2013	6 2014	7 2015	8 2016	9 2017	10 2018		
1. Prior.....	.000.....	28,653.....	38,607.....	45,861.....	51,835.....	54,909.....	57,331.....	62,234.....	62,874.....	63,753.....	8.....	17.....
2. 2009.....	362,337.....	447,488.....	457,035.....	462,439.....	465,182.....	465,266.....	465,821.....	466,069.....	466,208.....	466,378.....	80,776.....	22,138.....
3. 2010.....	XXX.....	411,016.....	513,683.....	528,874.....	536,880.....	539,405.....	542,088.....	543,191.....	543,593.....	543,694.....	88,188.....	23,594.....
4. 2011.....	XXX.....	XXX.....	652,480.....	759,446.....	772,840.....	778,784.....	780,743.....	783,863.....	785,313.....	786,455.....	126,114.....	36,354.....
5. 2012.....	XXX.....	XXX.....	XXX.....	528,718.....	630,141.....	642,344.....	647,531.....	650,094.....	650,801.....	650,560.....	111,472.....	31,337.....
6. 2013.....	XXX.....	XXX.....	XXX.....	XXX.....	478,341.....	572,687.....	585,669.....	592,526.....	594,499.....	595,688.....	80,153.....	23,978.....
7. 2014.....	XXX.....	XXX.....	XXX.....	XXX.....	XXX.....	545,975.....	636,772.....	650,698.....	656,992.....	660,170.....	84,949.....	25,551.....
8. 2015.....	XXX.....	XXX.....	XXX.....	XXX.....	XXX.....	XXX.....	572,731.....	680,170.....	693,938.....	699,010.....	80,814.....	23,459.....
9. 2016.....	XXX.....	XXX.....	XXX.....	XXX.....	XXX.....	XXX.....	XXX.....	562,066.....	667,725.....	682,047.....	79,574.....	24,763.....
10. 2017.....	XXX.....	XXX.....	XXX.....	XXX.....	XXX.....	XXX.....	XXX.....	XXX.....	577,128.....	685,350.....	81,436.....	30,736.....
11. 2018.....	XXX.....	XXX.....	XXX.....	XXX.....	XXX.....	XXX.....	XXX.....	XXX.....	XXX.....	500,281.....	62,701.....	23,365.....

**SCHEDULE P - PART 3B - PRIVATE PASSENGER AUTO LIABILITY/MEDICAL**

1. Prior.....	.000.....	214,401.....	337,404.....	394,777.....	418,534.....	432,728.....	439,325.....	443,970.....	446,750.....	448,752.....	28.....	4.....
2. 2009.....	315,820.....	549,097.....	661,947.....	730,210.....	760,834.....	773,612.....	779,031.....	782,031.....	782,460.....	782,680.....	147,993.....	49,214.....
3. 2010.....	XXX.....	312,920.....	554,221.....	666,403.....	728,859.....	758,126.....	770,654.....	775,885.....	777,819.....	778,984.....	145,168.....	51,931.....
4. 2011.....	XXX.....	XXX.....	318,695.....	571,295.....	686,208.....	748,087.....	779,034.....	791,284.....	796,334.....	798,406.....	143,627.....	53,988.....
5. 2012.....	XXX.....	XXX.....	XXX.....	327,894.....	588,794.....	694,130.....	756,663.....	786,001.....	799,014.....	806,500.....	140,193.....	52,043.....
6. 2013.....	XXX.....	XXX.....	XXX.....	XXX.....	340,467.....	603,360.....	722,189.....	778,953.....	810,371.....	824,227.....	143,007.....	54,507.....
7. 2014.....	XXX.....	XXX.....	XXX.....	XXX.....	XXX.....	346,606.....	629,552.....	749,227.....	812,939.....	849,350.....	143,899.....	56,901.....
8. 2015.....	XXX.....	XXX.....	XXX.....	XXX.....	XXX.....	XXX.....	377,768.....	670,151.....	795,363.....	869,505.....	147,451.....	57,154.....
9. 2016.....	XXX.....	XXX.....	XXX.....	XXX.....	XXX.....	XXX.....	XXX.....	390,239.....	689,218.....	821,141.....	144,209.....	56,633.....
10. 2017.....	XXX.....	XXX.....	XXX.....	XXX.....	XXX.....	XXX.....	XXX.....	XXX.....	370,897.....	668,080.....	129,913.....	47,722.....
11. 2018.....	XXX.....	XXX.....	XXX.....	XXX.....	XXX.....	XXX.....	XXX.....	XXX.....	XXX.....	367,004.....	90,168.....	36,219.....

**SCHEDULE P - PART 3C - COMMERCIAL AUTO/TRUCK LIABILITY/MEDICAL**

1. Prior.....	.000.....	.....	.....	.....	.....	.....	.....	.....	.....	.....	.....	.....
2. 2009.....	.....	.....	.....	.....	.....	.....	.....	.....	.....	.....	.....	.....
3. 2010.....	XXX.....	.....	.....	.....	.....	.....	.....	.....	.....	.....	.....	.....
4. 2011.....	XXX.....	XXX.....	.....	.....	.....	.....	.....	.....	.....	.....	.....	.....
5. 2012.....	XXX.....	XXX.....	XXX.....	.....	.....	.....	.....	.....	.....	.....	.....	.....
6. 2013.....	XXX.....	XXX.....	XXX.....	XXX.....	.....	.....	.....	.....	.....	.....	.....	.....
7. 2014.....	XXX.....	XXX.....	XXX.....	XXX.....	XXX.....	.....	.....	.....	.....	.....	.....	.....
8. 2015.....	XXX.....	XXX.....	XXX.....	XXX.....	XXX.....	XXX.....	.....	.....	.....	.....	.....	.....
9. 2016.....	XXX.....	XXX.....	XXX.....	XXX.....	XXX.....	XXX.....	XXX.....	15.....	62.....	62.....	.....	57.....
10. 2017.....	XXX.....	XXX.....	XXX.....	XXX.....	XXX.....	XXX.....	XXX.....	XXX.....	2,324.....	3,809.....	22.....	1,843.....
11. 2018.....	XXX.....	XXX.....	XXX.....	XXX.....	XXX.....	XXX.....	XXX.....	XXX.....	XXX.....	5,760.....	6.....	2,188.....

**SCHEDULE P - PART 3D - WORKERS' COMPENSATION  
(EXCLUDING EXCESS WORKERS' COMPENSATION)**

1. Prior.....	.000.....	.1.....	11.....	13.....	13.....	13.....	13.....	13.....	13.....	13.....	.....	3.....
2. 2009.....	.....	.....	.....	.....	.....	.....	.....	.....	.....	.....	.....	.....
3. 2010.....	XXX.....	5.....	35.....	45.....	46.....	56.....	56.....	56.....	56.....	56.....	1.....	4.....
4. 2011.....	XXX.....	XXX.....	.....	0.....	0.....	0.....	0.....	0.....	0.....	0.....	1.....	.....
5. 2012.....	XXX.....	XXX.....	XXX.....	.....	.....	.....	.....	.....	.....	.....	.....	.....
6. 2013.....	XXX.....	XXX.....	XXX.....	XXX.....	.....	1.....	1.....	1.....	1.....	1.....	1.....	2.....
7. 2014.....	XXX.....	XXX.....	XXX.....	XXX.....	XXX.....	.....	.....	.....	.....	.....	.....	.....
8. 2015.....	XXX.....	XXX.....	XXX.....	XXX.....	XXX.....	XXX.....	.....	.....	.....	.....	.....	.....
9. 2016.....	XXX.....	XXX.....	XXX.....	XXX.....	XXX.....	XXX.....	XXX.....	.....	.....	.....	.....	.....
10. 2017.....	XXX.....	XXX.....	XXX.....	XXX.....	XXX.....	XXX.....	XXX.....	XXX.....	.....	.....	.....	.....
11. 2018.....	XXX.....	XXX.....	XXX.....	XXX.....	XXX.....	XXX.....	XXX.....	XXX.....	XXX.....	.....	.....	.....

**SCHEDULE P - PART 3E - COMMERCIAL MULTIPLE PERIL**

1. Prior.....	.000.....	.....	.....	.....	.....	.....	.....	.....	.....	.....	.....	.....
2. 2009.....	.....	.....	.....	.....	.....	.....	.....	.....	.....	.....	.....	.....
3. 2010.....	XXX.....	.....	.....	.....	.....	.....	.....	.....	.....	.....	.....	.....
4. 2011.....	XXX.....	XXX.....	.....	.....	.....	.....	.....	.....	.....	.....	.....	.....
5. 2012.....	XXX.....	XXX.....	XXX.....	.....	.....	.....	.....	.....	.....	.....	.....	.....
6. 2013.....	XXX.....	XXX.....	XXX.....	XXX.....	.....	.....	.....	.....	.....	.....	.....	.....
7. 2014.....	XXX.....	XXX.....	XXX.....	XXX.....	XXX.....	.....	.....	.....	.....	.....	.....	.....
8. 2015.....	XXX.....	XXX.....	XXX.....	XXX.....	XXX.....	XXX.....	401.....	665.....	673.....	305.....	14.....	33.....
9. 2016.....	XXX.....	XXX.....	XXX.....	XXX.....	XXX.....	XXX.....	XXX.....	874.....	1,373.....	1,603.....	58.....	345.....
10. 2017.....	XXX.....	XXX.....	XXX.....	XXX.....	XXX.....	XXX.....	XXX.....	XXX.....	3,865.....	6,115.....	10.....	1,100.....
11. 2018.....	XXX.....	XXX.....	XXX.....	XXX.....	XXX.....	XXX.....	XXX.....	XXX.....	XXX.....	3,099.....	4.....	311.....

**SCHEDULE P - PART 3F - SECTION 1 - MEDICAL PROFESSIONAL LIABILITY - OCCURRENCE**

Years in Which Losses Were Incurred	Cumulative Paid Net Losses and Defense and Cost Containment Expenses Reported at Year End (\$000 omitted)										11 Number of Claims Closed With Loss Payment	12 Number of Claims Closed Without Loss Payment
	1 2009	2 2010	3 2011	4 2012	5 2013	6 2014	7 2015	8 2016	9 2017	10 2018		
1. Prior.....	.000.....											
2. 2009.....												
3. 2010.....	.XXX.....											
4. 2011.....	.XXX.....	.XXX.....										
5. 2012.....	.XXX.....	.XXX.....	.XXX.....									
6. 2013.....	.XXX.....	.XXX.....	.XXX.....	.XXX.....								
7. 2014.....	.XXX.....	.XXX.....	.XXX.....	.XXX.....	.XXX.....							
8. 2015.....	.XXX.....	.XXX.....	.XXX.....	.XXX.....	.XXX.....	.XXX.....						
9. 2016.....	.XXX.....	.XXX.....	.XXX.....	.XXX.....	.XXX.....	.XXX.....	.XXX.....					
10. 2017.....	.XXX.....	.XXX.....	.XXX.....	.XXX.....	.XXX.....	.XXX.....	.XXX.....	.XXX.....				
11. 2018.....	.XXX.....	.XXX.....	.XXX.....	.XXX.....	.XXX.....	.XXX.....	.XXX.....	.XXX.....	.XXX.....			

NONE

**SCHEDULE P - PART 3F - SECTION 2 - MEDICAL PROFESSIONAL LIABILITY - CLAIMS-MADE**

1. Prior.....	.000.....											
2. 2009.....												
3. 2010.....	.XXX.....											
4. 2011.....	.XXX.....	.XXX.....										
5. 2012.....	.XXX.....	.XXX.....	.XXX.....									
6. 2013.....	.XXX.....	.XXX.....	.XXX.....	.XXX.....								
7. 2014.....	.XXX.....	.XXX.....	.XXX.....	.XXX.....	.XXX.....							
8. 2015.....	.XXX.....	.XXX.....	.XXX.....	.XXX.....	.XXX.....	.XXX.....						
9. 2016.....	.XXX.....	.XXX.....	.XXX.....	.XXX.....	.XXX.....	.XXX.....	.XXX.....					
10. 2017.....	.XXX.....	.XXX.....	.XXX.....	.XXX.....	.XXX.....	.XXX.....	.XXX.....	.XXX.....				
11. 2018.....	.XXX.....	.XXX.....	.XXX.....	.XXX.....	.XXX.....	.XXX.....	.XXX.....	.XXX.....	.XXX.....			

NONE

**SCHEDULE P - PART 3G - SPECIAL LIABILITY (OCEAN MARINE, AIRCRAFT (ALL PERILS), BOILER AND MACHINERY)**

1. Prior.....	.000.....			.0	.0	.0	.0	.0	.0	.0	.0	.XXX	.XXX
2. 2009.....												.XXX	.XXX
3. 2010.....	.XXX.....											.XXX	.XXX
4. 2011.....	.XXX.....	.XXX.....										.XXX	.XXX
5. 2012.....	.XXX.....	.XXX.....	.XXX.....									.XXX	.XXX
6. 2013.....	.XXX.....	.XXX.....	.XXX.....	.XXX.....								.XXX	.XXX
7. 2014.....	.XXX.....	.XXX.....	.XXX.....	.XXX.....	.XXX.....							.XXX	.XXX
8. 2015.....	.XXX.....	.XXX.....	.XXX.....	.XXX.....	.XXX.....	.XXX.....						.XXX	.XXX
9. 2016.....	.XXX.....	.XXX.....	.XXX.....	.XXX.....	.XXX.....	.XXX.....	.XXX.....					.XXX	.XXX
10. 2017.....	.XXX.....	.XXX.....	.XXX.....	.XXX.....	.XXX.....	.XXX.....	.XXX.....	.XXX.....				.XXX	.XXX
11. 2018.....	.XXX.....	.XXX.....	.XXX.....	.XXX.....	.XXX.....	.XXX.....	.XXX.....	.XXX.....	.XXX.....			.XXX	.XXX

**SCHEDULE P - PART 3H - SECTION 1 - OTHER LIABILITY - OCCURRENCE**

1. Prior.....	.000.....	16,900	28,040	31,858	34,229	35,394	35,416	35,629	35,629	35,827	.1	
2. 2009.....	1,865	4,949	7,926	11,233	13,920	14,401	15,621	15,949	15,949	16,026	.73	.59
3. 2010.....	.XXX	1,569	9,132	18,740	21,738	24,700	26,711	27,150	27,480	27,480	.79	.53
4. 2011.....	.XXX	.XXX	224	9,439	13,889	15,959	17,739	19,541	20,639	22,639	.72	.51
5. 2012.....	.XXX	.XXX	.XXX	.93	2,915	10,054	13,838	15,924	17,880	18,782	.72	.50
6. 2013.....	.XXX	.XXX	.XXX	.XXX	229	6,005	10,185	17,267	18,753	20,882	.81	.118
7. 2014.....	.XXX	.XXX	.XXX	.XXX	.XXX	57	8,812	16,385	18,038	20,195	.77	.52
8. 2015.....	.XXX	.XXX	.XXX	.XXX	.XXX	.XXX	538	11,565	15,893	20,136	.52	.32
9. 2016.....	.XXX	.XXX	.XXX	.XXX	.XXX	.XXX	.XXX	1,256	4,497	10,885	.34	.30
10. 2017.....	.XXX	.XXX	.XXX	.XXX	.XXX	.XXX	.XXX	.XXX	4,341	11,157	.20	.17
11. 2018.....	.XXX	.XXX	.XXX	.XXX	.XXX	.XXX	.XXX	.XXX	.XXX	730	.1	.3

**SCHEDULE P - PART 3H - SECTION 2 - OTHER LIABILITY - CLAIMS-MADE**

1. Prior.....	.000.....											
2. 2009.....												
3. 2010.....	.XXX.....											
4. 2011.....	.XXX.....	.XXX.....										
5. 2012.....	.XXX.....	.XXX.....	.XXX.....									
6. 2013.....	.XXX.....	.XXX.....	.XXX.....	.XXX.....								
7. 2014.....	.XXX.....	.XXX.....	.XXX.....	.XXX.....	.XXX.....							
8. 2015.....	.XXX.....	.XXX.....	.XXX.....	.XXX.....	.XXX.....	.XXX.....						
9. 2016.....	.XXX.....	.XXX.....	.XXX.....	.XXX.....	.XXX.....	.XXX.....	.XXX.....					
10. 2017.....	.XXX.....	.XXX.....	.XXX.....	.XXX.....	.XXX.....	.XXX.....	.XXX.....	.XXX.....				
11. 2018.....	.XXX.....	.XXX.....	.XXX.....	.XXX.....	.XXX.....	.XXX.....	.XXX.....	.XXX.....	.XXX.....			

NONE

**SCHEDULE P - PART 3I - SPECIAL PROPERTY (FIRE, ALLIED LINES, INLAND MARINE, EARTHQUAKE, BURGLARY AND THEFT)**

Years in Which Losses Were Incurred	Cumulative Paid Net Losses and Defense and Containment Expenses Reported at Year End (\$000 omitted)										11 Number of Claims Closed With Loss Payment	12 Number of Claims Closed Without Loss Payment
	1 2009	2 2010	3 2011	4 2012	5 2013	6 2014	7 2015	8 2016	9 2017	10 2018		
1. Prior.....	XXX	XXX	XXX	XXX	XXX	XXX	XXX	000	2,745	3,343	XXX	XXX
2. 2017.....	XXX	XXX	XXX	XXX	XXX	XXX	XXX	XXX	11,331	16,727	XXX	XXX
3. 2018.....	XXX	XXX	XXX	XXX	XXX	XXX	XXX	XXX	XXX	12,033	XXX	XXX

**SCHEDULE P - PART 3J - AUTO PHYSICAL DAMAGE**

1. Prior.....	XXX	XXX	XXX	XXX	XXX	XXX	XXX	000	(8,125)	(9,441)	500	409
2. 2017.....	XXX	XXX	XXX	XXX	XXX	XXX	XXX	XXX	580,975	574,406	373,554	60,763
3. 2018.....	XXX	XXX	XXX	XXX	XXX	XXX	XXX	XXX	XXX	578,059	365,885	49,745

**SCHEDULE P - PART 3K - FIDELITY/SURETY**

1. Prior.....	XXX	XXX	XXX	XXX	XXX	XXX	XXX	000			XXX	XXX
2. 2017.....	XXX	XXX	XXX	XXX	XXX	XXX	XXX	XXX			XXX	XXX
3. 2018.....	XXX	XXX	XXX	XXX	XXX	XXX	XXX	XXX			XXX	XXX

**NONE**

**SCHEDULE P - PART 3L - OTHER (INCLUDING CREDIT, ACCIDENT AND HEALTH)**

1. Prior.....	XXX	XXX	XXX	XXX	XXX	XXX	XXX	000	2,171	2,226	XXX	XXX
2. 2017.....	XXX	XXX	XXX	XXX	XXX	XXX	XXX	XXX	5,362	7,782	XXX	XXX
3. 2018.....	XXX	XXX	XXX	XXX	XXX	XXX	XXX	XXX	XXX	6,717	XXX	XXX

**SCHEDULE P - PART 3M - INTERNATIONAL**

1. Prior.....	000										XXX	XXX
2. 2009.....											XXX	XXX
3. 2010.....	XXX										XXX	XXX
4. 2011.....	XXX	XXX									XXX	XXX
5. 2012.....	XXX	XXX	XXX								XXX	XXX
6. 2013.....	XXX	XXX	XXX	XXX							XXX	XXX
7. 2014.....	XXX	XXX	XXX	XXX	XXX						XXX	XXX
8. 2015.....	XXX	XXX	XXX	XXX	XXX	XXX					XXX	XXX
9. 2016.....	XXX	XXX	XXX	XXX	XXX	XXX	XXX				XXX	XXX
10. 2017.....	XXX	XXX	XXX	XXX	XXX	XXX	XXX	XXX			XXX	XXX
11. 2018.....	XXX	XXX	XXX	XXX	XXX	XXX	XXX	XXX	XXX	XXX	XXX	XXX

**NONE**



**SCHEDULE P - PART 3N - REINSURANCE**

NONPROPORTIONAL ASSUMED PROPERTY

Years in Which Losses Were Incurred	Cumulative Paid Net Losses and Defense and Cost Containment Expenses Reported at Year End (\$000 omitted)										11 Number of Claims Closed With Loss Payment	12 Number of Claims Closed Without Loss Payment	
	1 2009	2 2010	3 2011	4 2012	5 2013	6 2014	7 2015	8 2016	9 2017	10 2018			
1. Prior.....	.000.....											XXX.....	XXX.....
2. 2009.....												XXX.....	XXX.....
3. 2010.....	.XXX.....											XXX.....	XXX.....
4. 2011.....	.XXX.....	.XXX.....										XXX.....	XXX.....
5. 2012.....	.XXX.....	.XXX.....	.XXX.....									XXX.....	XXX.....
6. 2013.....	.XXX.....	.XXX.....	.XXX.....	.XXX.....								XXX.....	XXX.....
7. 2014.....	.XXX.....	.XXX.....	.XXX.....	.XXX.....	.XXX.....							XXX.....	XXX.....
8. 2015.....	.XXX.....	.XXX.....	.XXX.....	.XXX.....	.XXX.....	.XXX.....						XXX.....	XXX.....
9. 2016.....	.XXX.....	.XXX.....	.XXX.....	.XXX.....	.XXX.....	.XXX.....	.XXX.....					XXX.....	XXX.....
10. 2017.....	.XXX.....	.XXX.....	.XXX.....	.XXX.....	.XXX.....	.XXX.....	.XXX.....	.XXX.....				XXX.....	XXX.....
11. 2018.....	.XXX.....	.XXX.....	.XXX.....	.XXX.....	.XXX.....	.XXX.....	.XXX.....	.XXX.....	.XXX.....	.XXX.....		XXX.....	XXX.....

**NONE**

**SCHEDULE P - PART 3O - REINSURANCE**

NONPROPORTIONAL ASSUMED LIABILITY

1. Prior.....	.000.....	.180.....	.249.....	.407.....	.473.....	.536.....	1,111.....	1,249.....	1,520.....	1,660.....	XXX.....	XXX.....
2. 2009.....											XXX.....	XXX.....
3. 2010.....	.XXX.....										XXX.....	XXX.....
4. 2011.....	.XXX.....	.XXX.....									XXX.....	XXX.....
5. 2012.....	.XXX.....	.XXX.....	.XXX.....								XXX.....	XXX.....
6. 2013.....	.XXX.....	.XXX.....	.XXX.....	.XXX.....							XXX.....	XXX.....
7. 2014.....	.XXX.....	.XXX.....	.XXX.....	.XXX.....	.XXX.....						XXX.....	XXX.....
8. 2015.....	.XXX.....	.XXX.....	.XXX.....	.XXX.....	.XXX.....	.XXX.....					XXX.....	XXX.....
9. 2016.....	.XXX.....	.XXX.....	.XXX.....	.XXX.....	.XXX.....	.XXX.....	.XXX.....				XXX.....	XXX.....
10. 2017.....	.XXX.....	.XXX.....	.XXX.....	.XXX.....	.XXX.....	.XXX.....	.XXX.....	.XXX.....			XXX.....	XXX.....
11. 2018.....	.XXX.....	.XXX.....	.XXX.....	.XXX.....	.XXX.....	.XXX.....	.XXX.....	.XXX.....	.XXX.....	.XXX.....	XXX.....	XXX.....

**SCHEDULE P - PART 3P - REINSURANCE**

NONPROPORTIONAL ASSUMED FINANCIAL LINES

1. Prior.....	.000.....											XXX.....	XXX.....
2. 2009.....												XXX.....	XXX.....
3. 2010.....	.XXX.....											XXX.....	XXX.....
4. 2011.....	.XXX.....	.XXX.....										XXX.....	XXX.....
5. 2012.....	.XXX.....	.XXX.....	.XXX.....									XXX.....	XXX.....
6. 2013.....	.XXX.....	.XXX.....	.XXX.....	.XXX.....								XXX.....	XXX.....
7. 2014.....	.XXX.....	.XXX.....	.XXX.....	.XXX.....	.XXX.....							XXX.....	XXX.....
8. 2015.....	.XXX.....	.XXX.....	.XXX.....	.XXX.....	.XXX.....	.XXX.....						XXX.....	XXX.....
9. 2016.....	.XXX.....	.XXX.....	.XXX.....	.XXX.....	.XXX.....	.XXX.....	.XXX.....					XXX.....	XXX.....
10. 2017.....	.XXX.....	.XXX.....	.XXX.....	.XXX.....	.XXX.....	.XXX.....	.XXX.....	.XXX.....				XXX.....	XXX.....
11. 2018.....	.XXX.....	.XXX.....	.XXX.....	.XXX.....	.XXX.....	.XXX.....	.XXX.....	.XXX.....	.XXX.....	.XXX.....		XXX.....	XXX.....

**NONE**

**SCHEDULE P - PART 3R-SECTION 1 - PRODUCTS LIABILITY - OCCURRENCE**

Years in Which Losses Were Incurred	Cumulative Paid Net Losses and Defense and Cost Containment Expenses Reported at Year End (\$000 omitted)										11 Number of Claims Closed With Loss Payment	12 Number of Claims Closed Without Loss Payment
	1 2009	2 2010	3 2011	4 2012	5 2013	6 2014	7 2015	8 2016	9 2017	10 2018		
1. Prior.....	.000.....											
2. 2009.....												
3. 2010.....	.XXX.....											
4. 2011.....	.XXX.....	.XXX.....										
5. 2012.....	.XXX.....	.XXX.....	.XXX.....									
6. 2013.....	.XXX.....	.XXX.....	.XXX.....	.XXX.....								
7. 2014.....	.XXX.....	.XXX.....	.XXX.....	.XXX.....	.XXX.....							
8. 2015.....	.XXX.....	.XXX.....	.XXX.....	.XXX.....	.XXX.....	.XXX.....						
9. 2016.....	.XXX.....	.XXX.....	.XXX.....	.XXX.....	.XXX.....	.XXX.....	.XXX.....					
10. 2017.....	.XXX.....	.XXX.....	.XXX.....	.XXX.....	.XXX.....	.XXX.....	.XXX.....	.XXX.....				
11. 2018.....	.XXX.....	.XXX.....	.XXX.....	.XXX.....	.XXX.....	.XXX.....	.XXX.....	.XXX.....	.XXX.....			

**NONE**

**SCHEDULE P - PART 3R-SECTION 2 - PRODUCTS LIABILITY- CLAIMS-MADE**

1. Prior.....	.000.....											
2. 2009.....												
3. 2010.....	.XXX.....											
4. 2011.....	.XXX.....	.XXX.....										
5. 2012.....	.XXX.....	.XXX.....	.XXX.....									
6. 2013.....	.XXX.....	.XXX.....	.XXX.....	.XXX.....								
7. 2014.....	.XXX.....	.XXX.....	.XXX.....	.XXX.....	.XXX.....							
8. 2015.....	.XXX.....	.XXX.....	.XXX.....	.XXX.....	.XXX.....	.XXX.....						
9. 2016.....	.XXX.....	.XXX.....	.XXX.....	.XXX.....	.XXX.....	.XXX.....	.XXX.....					
10. 2017.....	.XXX.....	.XXX.....	.XXX.....	.XXX.....	.XXX.....	.XXX.....	.XXX.....	.XXX.....				
11. 2018.....	.XXX.....	.XXX.....	.XXX.....	.XXX.....	.XXX.....	.XXX.....	.XXX.....	.XXX.....	.XXX.....			

**NONE**

**SCHEDULE P - PART 3S - FINANCIAL GUARANTY/MORTGAGE GUARANTY**

1. Prior.....	.XXX.....	.XXX.....	.XXX.....	.XXX.....	.XXX.....	.XXX.....	.XXX.....	.XXX.....	.XXX.....	.XXX.....	.XXX.....	.XXX.....
2. 2017.....	.XXX.....	.XXX.....	.XXX.....	.XXX.....	.XXX.....	.XXX.....	.XXX.....	.XXX.....	.XXX.....	.XXX.....	.XXX.....	.XXX.....
3. 2018.....	.XXX.....	.XXX.....	.XXX.....	.XXX.....	.XXX.....	.XXX.....	.XXX.....	.XXX.....	.XXX.....	.XXX.....	.XXX.....	.XXX.....

**NONE**

**SCHEDULE P - PART 3T - WARRANTY**

1. Prior.....	.XXX.....	.XXX.....	.XXX.....	.XXX.....	.XXX.....	.XXX.....	.XXX.....	.XXX.....	.XXX.....	.XXX.....	.XXX.....	.XXX.....
2. 2017.....	.XXX.....	.XXX.....	.XXX.....	.XXX.....	.XXX.....	.XXX.....	.XXX.....	.XXX.....	.XXX.....	.XXX.....	.XXX.....	.XXX.....
3. 2018.....	.XXX.....	.XXX.....	.XXX.....	.XXX.....	.XXX.....	.XXX.....	.XXX.....	.XXX.....	.XXX.....	.XXX.....	.XXX.....	.XXX.....

**NONE**

**Metropolitan Property and Casualty Insurance Company**

**SCHEDULE P - PART 4A - HOMEOWNERS/FARMOWNERS**

Years in Which Losses Were Incurred	Bulk and IBNR Reserves on Net Losses and Defense and Cost Containment Expenses Reported at Year End (\$000 omitted)									
	1	2	3	4	5	6	7	8	9	10
	2009	2010	2011	2012	2013	2014	2015	2016	2017	2018
1. Prior.....	78,042	36,738	16,922	9,262	6,819	5,599	1,129	215	231	27
2. 2009.....	46,035	23,049	9,124	6,287	3,976	2,999	898	50	48	39
3. 2010.....	XXX	50,643	19,188	10,244	4,609	3,295	1,815	1,388	52	55
4. 2011.....	XXX	XXX	92,131	35,643	10,652	6,592	2,824	1,514	417	136
5. 2012.....	XXX	XXX	XXX	65,649	27,172	16,457	7,402	5,059	3,573	3,150
6. 2013.....	XXX	XXX	XXX	XXX	54,723	25,535	6,818	4,529	3,229	861
7. 2014.....	XXX	XXX	XXX	XXX	XXX	50,613	10,655	7,495	6,764	3,018
8. 2015.....	XXX	XXX	XXX	XXX	XXX	XXX	62,168	16,088	10,797	3,831
9. 2016.....	XXX	XXX	XXX	XXX	XXX	XXX	XXX	52,904	17,663	12,293
10. 2017.....	XXX	XXX	XXX	XXX	XXX	XXX	XXX	XXX	57,337	16,710
11. 2018.....	XXX	XXX	XXX	XXX	XXX	XXX	XXX	XXX	XXX	58,488

**SCHEDULE P - PART 4B - PRIVATE PASSENGER AUTO LIABILITY/MEDICAL**

1. Prior.....	203,460	111,149	42,663	29,292	23,885	19,364	18,146	17,708	16,967	15,245
2. 2009.....	128,022	96,310	54,689	17,973	10,408	4,735	3,273	3,025	2,688	2,600
3. 2010.....	XXX	119,837	74,659	35,058	22,931	8,682	4,038	2,944	1,094	695
4. 2011.....	XXX	XXX	117,285	71,618	40,479	18,125	8,402	3,760	2,518	1,436
5. 2012.....	XXX	XXX	XXX	127,735	73,374	42,167	18,854	6,220	3,156	1,272
6. 2013.....	XXX	XXX	XXX	XXX	135,032	68,715	27,802	11,821	5,571	3,384
7. 2014.....	XXX	XXX	XXX	XXX	XXX	115,151	44,010	21,867	10,924	6,076
8. 2015.....	XXX	XXX	XXX	XXX	XXX	XXX	116,193	59,111	25,224	13,119
9. 2016.....	XXX	XXX	XXX	XXX	XXX	XXX	XXX	143,016	65,554	28,959
10. 2017.....	XXX	XXX	XXX	XXX	XXX	XXX	XXX	XXX	145,349	57,229
11. 2018.....	XXX	XXX	XXX	XXX	XXX	XXX	XXX	XXX	XXX	151,472

**SCHEDULE P - PART 4C - COMMERCIAL AUTO/TRUCK LIABILITY/MEDICAL**

1. Prior.....										
2. 2009.....										
3. 2010.....	XXX									
4. 2011.....	XXX	XXX								
5. 2012.....	XXX	XXX	XXX							
6. 2013.....	XXX	XXX	XXX	XXX						
7. 2014.....	XXX	XXX	XXX	XXX	XXX					
8. 2015.....	XXX	XXX	XXX	XXX	XXX	XXX	0	0	0	0
9. 2016.....	XXX	XXX	XXX	XXX	XXX	XXX	XXX	150	95	33
10. 2017.....	XXX	XXX	XXX	XXX	XXX	XXX	XXX	XXX	985	407
11. 2018.....	XXX	XXX	XXX	XXX	XXX	XXX	XXX	XXX	XXX	4,876

**SCHEDULE P - PART 4D - WORKERS' COMPENSATION  
(EXCLUDING EXCESS WORKERS' COMPENSATION)**

1. Prior.....	11	4	2	1	0	0				
2. 2009.....	3	2	1	1	0	0				
3. 2010.....	XXX	7	3	1	0	0				
4. 2011.....	XXX	XXX	6	5	1	1				
5. 2012.....	XXX	XXX	XXX	7	4	3				
6. 2013.....	XXX	XXX	XXX	XXX	4	3				
7. 2014.....	XXX	XXX	XXX	XXX	XXX	3				
8. 2015.....	XXX	XXX	XXX	XXX	XXX	XXX				
9. 2016.....	XXX	XXX	XXX	XXX	XXX	XXX	XXX			
10. 2017.....	XXX	XXX	XXX	XXX	XXX	XXX	XXX	XXX		
11. 2018.....	XXX	XXX	XXX	XXX	XXX	XXX	XXX	XXX	XXX	

**SCHEDULE P - PART 4E - COMMERCIAL MULTIPLE PERIL**

1. Prior.....										
2. 2009.....										
3. 2010.....	XXX									
4. 2011.....	XXX	XXX								
5. 2012.....	XXX	XXX	XXX							
6. 2013.....	XXX	XXX	XXX	XXX						
7. 2014.....	XXX	XXX	XXX	XXX	XXX	2	2	2	2	2
8. 2015.....	XXX	XXX	XXX	XXX	XXX	XXX	173	(65)	130	301
9. 2016.....	XXX	XXX	XXX	XXX	XXX	XXX	XXX	2,069	1,573	754
10. 2017.....	XXX	XXX	XXX	XXX	XXX	XXX	XXX	XXX	2,477	1,429
11. 2018.....	XXX	XXX	XXX	XXX	XXX	XXX	XXX	XXX	XXX	6,191

**SCHEDULE P - PART 4F - SECTION 1 - MEDICAL PROFESSIONAL LIABILITY - OCCURRENCE**

Years in Which Losses Were Incurred	Bulk and IBNR Reserves on Net Losses and Defense and Cost Containment Expenses Reported at Year End (\$000 omitted)									
	1	2	3	4	5	6	7	8	9	10
	2009	2010	2011	2012	2013	2014	2015	2016	2017	2018
1. Prior.....										
2. 2009.....										
3. 2010.....	XXX									
4. 2011.....	XXX	XXX								
5. 2012.....	XXX	XXX	XXX							
6. 2013.....	XXX	XXX	XXX	XXX						
7. 2014.....	XXX	XXX	XXX	XXX	XXX					
8. 2015.....	XXX	XXX	XXX	XXX	XXX	XXX				
9. 2016.....	XXX	XXX	XXX	XXX	XXX	XXX	XXX			
10. 2017.....	XXX	XXX	XXX	XXX	XXX	XXX	XXX	XXX		
11. 2018.....	XXX	XXX	XXX	XXX	XXX	XXX	XXX	XXX	XXX	XXX

**NONE**

**SCHEDULE P - PART 4F - SECTION 2 - MEDICAL PROFESSIONAL LIABILITY - CLAIMS-MADE**

1. Prior.....										
2. 2009.....										
3. 2010.....	XXX									
4. 2011.....	XXX	XXX								
5. 2012.....	XXX	XXX	XXX							
6. 2013.....	XXX	XXX	XXX	XXX						
7. 2014.....	XXX	XXX	XXX	XXX	XXX					
8. 2015.....	XXX	XXX	XXX	XXX	XXX	XXX				
9. 2016.....	XXX	XXX	XXX	XXX	XXX	XXX	XXX			
10. 2017.....	XXX	XXX	XXX	XXX	XXX	XXX	XXX	XXX		
11. 2018.....	XXX	XXX	XXX	XXX	XXX	XXX	XXX	XXX	XXX	XXX

**NONE**

**SCHEDULE P - PART 4G - SPECIAL LIABILITY (OCEAN MARINE, AIRCRAFT (ALL PERILS), BOILER AND MACHINERY)**

1. Prior.....	3									
2. 2009.....										
3. 2010.....	XXX									
4. 2011.....	XXX	XXX								
5. 2012.....	XXX	XXX	XXX							
6. 2013.....	XXX	XXX	XXX	XXX						
7. 2014.....	XXX	XXX	XXX	XXX	XXX					
8. 2015.....	XXX	XXX	XXX	XXX	XXX	XXX				
9. 2016.....	XXX	XXX	XXX	XXX	XXX	XXX	XXX			
10. 2017.....	XXX	XXX	XXX	XXX	XXX	XXX	XXX	XXX		
11. 2018.....	XXX	XXX	XXX	XXX	XXX	XXX	XXX	XXX	XXX	XXX

**SCHEDULE P - PART 4H - SECTION 1 - OTHER LIABILITY - OCCURRENCE**

1. Prior.....	21,042	9,247	2,939	1,694	88	973	(15)	(13)	(0)	(15)
2. 2009.....	14,143	8,063	5,001	2,372	885	1,012	(3)	0	(0)	(0)
3. 2010.....	XXX	15,965	10,823	6,707	1,554	1,170	(4)	(3)	(1)	(0)
4. 2011.....	XXX	XXX	15,811	8,429	5,479	2,296	(4)	(3)	(1)	(0)
5. 2012.....	XXX	XXX	XXX	16,316	8,606	5,708	1,622	(6)	(3)	(3)
6. 2013.....	XXX	XXX	XXX	XXX	17,067	10,875	3,277	1,166	430	(2)
7. 2014.....	XXX	XXX	XXX	XXX	XXX	16,850	6,871	3,522	1,194	136
8. 2015.....	XXX	XXX	XXX	XXX	XXX	XXX	17,153	7,301	5,114	1,232
9. 2016.....	XXX	XXX	XXX	XXX	XXX	XXX	XXX	18,020	12,852	8,692
10. 2017.....	XXX	XXX	XXX	XXX	XXX	XXX	XXX	XXX	16,992	7,102
11. 2018.....	XXX	XXX	XXX	XXX	XXX	XXX	XXX	XXX	XXX	16,995

**SCHEDULE P - PART 4H - SECTION 2 - OTHER LIABILITY - CLAIMS-MADE**

1. Prior.....										
2. 2009.....										
3. 2010.....	XXX									
4. 2011.....	XXX	XXX								
5. 2012.....	XXX	XXX	XXX							
6. 2013.....	XXX	XXX	XXX	XXX						
7. 2014.....	XXX	XXX	XXX	XXX	XXX					
8. 2015.....	XXX	XXX	XXX	XXX	XXX	XXX				
9. 2016.....	XXX	XXX	XXX	XXX	XXX	XXX	XXX			
10. 2017.....	XXX	XXX	XXX	XXX	XXX	XXX	XXX	XXX		
11. 2018.....	XXX	XXX	XXX	XXX	XXX	XXX	XXX	XXX	XXX	XXX

**NONE**

**SCHEDULE P - PART 4I - SPECIAL PROPERTY (FIRE, ALLIED LINES, INLAND MARINE, EARTHQUAKE, BURGLARY AND THEFT)**

Years in Which Losses Were Incurred	Bulk and IBNR Reserves on Net Losses and Defense and Cost Containment Expenses Reported at Year End (\$000 omitted)									
	1	2	3	4	5	6	7	8	9	10
	2009	2010	2011	2012	2013	2014	2015	2016	2017	2018
1. Prior.....	XXX	XXX	XXX	XXX	XXX	XXX	XXX	3,004	1,177	558
2. 2017.....	XXX	XXX	XXX	XXX	XXX	XXX	XXX	XXX	2,205	355
3. 2018.....	XXX	XXX	XXX	XXX	XXX	XXX	XXX	XXX	XXX	1,959

**SCHEDULE P - PART 4J - AUTO PHYSICAL DAMAGE**

1. Prior.....	XXX	XXX	XXX	XXX	XXX	XXX	XXX	(53,456)	(286)	(840)
2. 2017.....	XXX	XXX	XXX	XXX	XXX	XXX	XXX	XXX	(44,007)	(959)
3. 2018.....	XXX	XXX	XXX	XXX	XXX	XXX	XXX	XXX	XXX	(50,135)

**SCHEDULE P - PART 4K - FIDELITY/SURETY**

1. Prior.....	XXX	XXX	XXX	XXX	XXX	XXX	XXX	XXX	XXX	XXX
2. 2017.....	XXX	XXX	XXX	XXX	XXX	XXX	XXX	XXX	XXX	XXX
3. 2018.....	XXX	XXX	XXX	XXX	XXX	XXX	XXX	XXX	XXX	XXX

**NONE**

**SCHEDULE P - PART 4L - OTHER (INCLUDING CREDIT, ACCIDENT AND HEALTH)**

1. Prior.....	XXX	XXX	XXX	XXX	XXX	XXX	XXX	XXX	XXX	XXX
2. 2017.....	XXX	XXX	XXX	XXX	XXX	XXX	XXX	XXX	XXX	XXX
3. 2018.....	XXX	XXX	XXX	XXX	XXX	XXX	XXX	XXX	XXX	XXX

**NONE**

**SCHEDULE P - PART 4M - INTERNATIONAL**

1. Prior.....										
2. 2009.....										
3. 2010.....	XXX									
4. 2011.....	XXX	XXX								
5. 2012.....	XXX	XXX	XXX							
6. 2013.....	XXX	XXX	XXX	XXX						
7. 2014.....	XXX	XXX	XXX	XXX	XXX					
8. 2015.....	XXX	XXX	XXX	XXX	XXX	XXX				
9. 2016.....	XXX	XXX	XXX	XXX	XXX	XXX	XXX			
10. 2017.....	XXX	XXX	XXX	XXX	XXX	XXX	XXX	XXX		
11. 2018.....	XXX	XXX	XXX	XXX	XXX	XXX	XXX	XXX	XXX	

**NONE**

**SCHEDULE P - PART 4N - REINSURANCE**

NONPROPORTIONAL ASSUMED PROPERTY

Years in Which Losses Were Incurred	Bulk and IBNR Reserves on Net Losses and Defense and Cost Containment Expenses Reported at Year End (\$000 omitted)									
	1	2	3	4	5	6	7	8	9	10
	2009	2010	2011	2012	2013	2014	2015	2016	2017	2018
1. Prior.....										
2. 2009.....										
3. 2010.....	XXX									
4. 2011.....	XXX	XXX								
5. 2012.....	XXX	XXX	XXX							
6. 2013.....	XXX	XXX	XXX	XXX						
7. 2014.....	XXX	XXX	XXX	XXX	XXX					
8. 2015.....	XXX	XXX	XXX	XXX	XXX	XXX				
9. 2016.....	XXX	XXX	XXX	XXX	XXX	XXX	XXX			
10. 2017.....	XXX	XXX	XXX	XXX	XXX	XXX	XXX	XXX		
11. 2018.....	XXX	XXX	XXX	XXX	XXX	XXX	XXX	XXX	XXX	

**NONE**

**SCHEDULE P - PART 4O - REINSURANCE**

NONPROPORTIONAL ASSUMED LIABILITY

1. Prior.....	200	200	200	200	200	200	200	200	200	200
2. 2009.....										
3. 2010.....	XXX									
4. 2011.....	XXX	XXX								
5. 2012.....	XXX	XXX	XXX							
6. 2013.....	XXX	XXX	XXX	XXX						
7. 2014.....	XXX	XXX	XXX	XXX	XXX					
8. 2015.....	XXX	XXX	XXX	XXX	XXX	XXX				
9. 2016.....	XXX	XXX	XXX	XXX	XXX	XXX	XXX			
10. 2017.....	XXX	XXX	XXX	XXX	XXX	XXX	XXX	XXX		
11. 2018.....	XXX	XXX	XXX	XXX	XXX	XXX	XXX	XXX	XXX	

**SCHEDULE P - PART 4P - REINSURANCE**

NONPROPORTIONAL ASSUMED FINANCIAL LINES

1. Prior.....										
2. 2009.....										
3. 2010.....	XXX									
4. 2011.....	XXX	XXX								
5. 2012.....	XXX	XXX	XXX							
6. 2013.....	XXX	XXX	XXX	XXX						
7. 2014.....	XXX	XXX	XXX	XXX	XXX					
8. 2015.....	XXX	XXX	XXX	XXX	XXX	XXX				
9. 2016.....	XXX	XXX	XXX	XXX	XXX	XXX	XXX			
10. 2017.....	XXX	XXX	XXX	XXX	XXX	XXX	XXX	XXX		
11. 2018.....	XXX	XXX	XXX	XXX	XXX	XXX	XXX	XXX	XXX	

**NONE**

**SCHEDULE P - PART 4R-SECTION 1 - PRODUCTS LIABILITY - OCCURRENCE**

Years in Which Losses Were Incurred	Bulk and IBNR Reserves on Net Losses and Defense and Cost Containment Expenses Reported at Year End (\$000 omitted)									
	1	2	3	4	5	6	7	8	9	10
	2009	2010	2011	2012	2013	2014	2015	2016	2017	2018
1. Prior.....										
2. 2009.....										
3. 2010.....	XXX									
4. 2011.....	XXX	XXX								
5. 2012.....	XXX	XXX	XXX							
6. 2013.....	XXX	XXX	XXX	XXX						
7. 2014.....	XXX	XXX	XXX	XXX	XXX					
8. 2015.....	XXX	XXX	XXX	XXX	XXX	XXX				
9. 2016.....	XXX	XXX	XXX	XXX	XXX	XXX	XXX			
10. 2017.....	XXX	XXX	XXX	XXX	XXX	XXX	XXX	XXX		
11. 2018.....	XXX	XXX	XXX	XXX	XXX	XXX	XXX	XXX	XXX	

**NONE**

**SCHEDULE P - PART 4R-SECTION 2 - PRODUCTS LIABILITY - CLAIMS-MADE**

1. Prior.....										
2. 2009.....										
3. 2010.....	XXX									
4. 2011.....	XXX	XXX								
5. 2012.....	XXX	XXX	XXX							
6. 2013.....	XXX	XXX	XXX	XXX						
7. 2014.....	XXX	XXX	XXX	XXX	XXX					
8. 2015.....	XXX	XXX	XXX	XXX	XXX	XXX				
9. 2016.....	XXX	XXX	XXX	XXX	XXX	XXX	XXX			
10. 2017.....	XXX	XXX	XXX	XXX	XXX	XXX	XXX	XXX		
11. 2018.....	XXX	XXX	XXX	XXX	XXX	XXX	XXX	XXX	XXX	

**NONE**

**SCHEDULE P - PART 4S - FINANCIAL GUARANTY/MORTGAGE GUARANTY**

1. Prior.....	XXX	XXX	XXX	XXX	XXX	XXX	XXX			
2. 2017.....	XXX	XXX	XXX	XXX	XXX	XXX	XXX	XXX		
3. 2018.....	XXX	XXX	XXX	XXX	XXX	XXX	XXX	XXX	XXX	

**NONE**

**SCHEDULE P - PART 4T - WARRANTY**

1. Prior.....	XXX	XXX	XXX	XXX	XXX	XXX	XXX			
2. 2017.....	XXX	XXX	XXX	XXX	XXX	XXX	XXX	XXX		
3. 2018.....	XXX	XXX	XXX	XXX	XXX	XXX	XXX	XXX	XXX	

**NONE**

## SCHEDULE P - PART 5A - HOMEOWNERS/FARMOWNERS

## SECTION 1

Years in Which Premiums Were Earned and Losses Were Incurred	Cumulative Number of Claims Closed with Loss Payment Direct and Assumed at Year End									
	1 2009	2 2010	3 2011	4 2012	5 2013	6 2014	7 2015	8 2016	9 2017	10 2018
1. Prior.....	15,657	1,142	378	226	115	47	49	49	12	8
2. 2009.....	69,581	79,897	80,454	80,641	80,722	80,754	80,762	80,768	80,772	80,776
3. 2010.....	XXX	74,383	87,032	87,809	88,028	88,110	88,151	88,172	88,189	88,188
4. 2011.....	XXX	XXX	113,854	125,188	125,824	125,979	126,055	126,083	126,108	126,114
5. 2012.....	XXX	XXX	XXX	98,522	110,516	111,173	111,342	111,413	111,451	111,472
6. 2013.....	XXX	XXX	XXX	XXX	70,968	79,370	79,920	80,064	80,131	80,153
7. 2014.....	XXX	XXX	XXX	XXX	XXX	75,792	84,163	84,737	84,893	84,949
8. 2015.....	XXX	XXX	XXX	XXX	XXX	XXX	70,632	80,069	80,668	80,814
9. 2016.....	XXX	XXX	XXX	XXX	XXX	XXX	XXX	69,776	78,943	79,574
10. 2017.....	XXX	XXX	XXX	XXX	XXX	XXX	XXX	XXX	72,991	81,436
11. 2018.....	XXX	XXX	XXX	XXX	XXX	XXX	XXX	XXX	XXX	62,701

## SECTION 2

Years in Which Premiums Were Earned and Losses Were Incurred	Number of Claims Outstanding Direct and Assumed at Year End									
	1 2009	2 2010	3 2011	4 2012	5 2013	6 2014	7 2015	8 2016	9 2017	10 2018
1. Prior.....	1,623	877	501	270	151	105	65	61	54	46
2. 2009.....	5,785	672	345	154	66	37	18	13	12	10
3. 2010.....	XXX	6,949	793	336	177	93	49	24	18	20
4. 2011.....	XXX	XXX	6,190	621	268	159	85	50	35	26
5. 2012.....	XXX	XXX	XXX	6,144	663	249	134	62	40	34
6. 2013.....	XXX	XXX	XXX	XXX	5,327	525	263	131	81	71
7. 2014.....	XXX	XXX	XXX	XXX	XXX	4,990	581	235	161	104
8. 2015.....	XXX	XXX	XXX	XXX	XXX	XXX	5,497	623	268	194
9. 2016.....	XXX	XXX	XXX	XXX	XXX	XXX	XXX	5,603	737	428
10. 2017.....	XXX	XXX	XXX	XXX	XXX	XXX	XXX	XXX	4,028	415
11. 2018.....	XXX	XXX	XXX	XXX	XXX	XXX	XXX	XXX	XXX	3,597

## SECTION 3

Years in Which Premiums Were Earned and Losses Were Incurred	Cumulative Number of Claims Reported Direct and Assumed at Year End									
	1 2009	2 2010	3 2011	4 2012	5 2013	6 2014	7 2015	8 2016	9 2017	10 2018
1. Prior.....	11,188	760	212	69	35	11	13	1	5	
2. 2009.....	94,330	102,351	102,779	102,863	102,893	102,909	102,910	102,920	102,922	102,924
3. 2010.....	XXX	101,412	110,988	111,568	111,706	111,747	111,768	111,780	111,795	111,802
4. 2011.....	XXX	XXX	152,712	161,752	162,274	162,410	162,459	162,477	162,489	162,494
5. 2012.....	XXX	XXX	XXX	131,821	142,108	142,678	142,781	142,810	142,834	142,843
6. 2013.....	XXX	XXX	XXX	XXX	97,333	103,547	104,045	104,128	104,183	104,202
7. 2014.....	XXX	XXX	XXX	XXX	XXX	103,492	109,985	110,406	110,561	110,604
8. 2015.....	XXX	XXX	XXX	XXX	XXX	XXX	96,440	103,922	104,330	104,467
9. 2016.....	XXX	XXX	XXX	XXX	XXX	XXX	XXX	96,844	104,181	104,765
10. 2017.....	XXX	XXX	XXX	XXX	XXX	XXX	XXX	XXX	104,655	112,587
11. 2018.....	XXX	XXX	XXX	XXX	XXX	XXX	XXX	XXX	XXX	89,663



**SCHEDULE P - PART 5B - PRIVATE PASSENGER AUTO LIABILITY/MEDICAL**

**SECTION 1**

Years in Which Premiums Were Earned and Losses Were Incurred	Cumulative Number of Claims Closed with Loss Payment Direct and Assumed at Year End									
	1 2009	2 2010	3 2011	4 2012	5 2013	6 2014	7 2015	8 2016	9 2017	10 2018
1. Prior.....	49,061	9,565	3,965	1,786	723	327	192	72	42	28
2. 2009.....	103,811	139,072	144,357	146,484	147,371	147,742	147,888	147,954	147,977	147,993
3. 2010.....	XXX	100,973	136,170	141,796	143,775	144,562	144,875	145,024	145,095	145,168
4. 2011.....	XXX	XXX	101,113	135,297	140,397	142,276	143,117	143,435	143,560	143,627
5. 2012.....	XXX	XXX	XXX	98,619	132,488	137,184	139,057	139,799	140,031	140,193
6. 2013.....	XXX	XXX	XXX	XXX	100,336	134,924	140,241	142,002	142,718	143,007
7. 2014.....	XXX	XXX	XXX	XXX	XXX	101,426	136,371	141,319	143,091	143,899
8. 2015.....	XXX	XXX	XXX	XXX	XXX	XXX	104,746	140,212	145,329	147,451
9. 2016.....	XXX	XXX	XXX	XXX	XXX	XXX	XXX	103,234	138,526	144,209
10. 2017.....	XXX	XXX	XXX	XXX	XXX	XXX	XXX	XXX	94,948	129,913
11. 2018.....	XXX	XXX	XXX	XXX	XXX	XXX	XXX	XXX	XXX	90,168

**SECTION 2**

Years in Which Premiums Were Earned and Losses Were Incurred	Number of Claims Outstanding Direct and Assumed at Year End									
	1 2009	2 2010	3 2011	4 2012	5 2013	6 2014	7 2015	8 2016	9 2017	10 2018
1. Prior.....	18,938	9,490	5,447	3,405	2,594	2,249	2,040	1,952	1,904	1,879
2. 2009.....	43,858	8,883	3,892	1,728	799	388	230	149	117	99
3. 2010.....	XXX	43,163	8,534	3,602	1,630	771	430	261	171	113
4. 2011.....	XXX	XXX	41,654	8,075	3,448	1,622	739	389	246	172
5. 2012.....	XXX	XXX	XXX	40,245	7,381	3,234	1,433	627	360	185
6. 2013.....	XXX	XXX	XXX	XXX	41,417	7,658	3,113	1,478	686	375
7. 2014.....	XXX	XXX	XXX	XXX	XXX	41,068	7,434	3,248	1,525	664
8. 2015.....	XXX	XXX	XXX	XXX	XXX	XXX	41,689	8,079	3,652	1,650
9. 2016.....	XXX	XXX	XXX	XXX	XXX	XXX	XXX	41,392	8,374	3,538
10. 2017.....	XXX	XXX	XXX	XXX	XXX	XXX	XXX	XXX	39,112	7,591
11. 2018.....	XXX	XXX	XXX	XXX	XXX	XXX	XXX	XXX	XXX	37,243

**SECTION 3**

Years in Which Premiums Were Earned and Losses Were Incurred	Cumulative Number of Claims Reported Direct and Assumed at Year End									
	1 2009	2 2010	3 2011	4 2012	5 2013	6 2014	7 2015	8 2016	9 2017	10 2018
1. Prior.....	14,932	1,611	555	170	72	37	22	9	1	
2. 2009.....	185,469	195,943	196,869	197,184	197,256	197,284	197,300	197,305	197,305	197,306
3. 2010.....	XXX	184,348	195,573	196,762	197,058	197,136	197,163	197,180	197,184	197,212
4. 2011.....	XXX	XXX	186,156	196,384	197,411	197,676	197,742	197,765	197,779	197,787
5. 2012.....	XXX	XXX	XXX	180,155	191,088	192,044	192,323	192,385	192,410	192,421
6. 2013.....	XXX	XXX	XXX	XXX	185,724	196,356	197,471	197,768	197,860	197,889
7. 2014.....	XXX	XXX	XXX	XXX	XXX	188,884	200,037	201,067	201,373	201,464
8. 2015.....	XXX	XXX	XXX	XXX	XXX	XXX	193,626	204,824	205,914	206,255
9. 2016.....	XXX	XXX	XXX	XXX	XXX	XXX	XXX	191,319	203,174	204,380
10. 2017.....	XXX	XXX	XXX	XXX	XXX	XXX	XXX	XXX	172,229	185,226
11. 2018.....	XXX	XXX	XXX	XXX	XXX	XXX	XXX	XXX	XXX	163,630

**SCHEDULE P - PART 5C - COMMERCIAL AUTO/TRUCK LIABILITY/MEDICAL**

**SECTION 1**

Years in Which Premiums Were Earned and Losses Were Incurred	Cumulative Number of Claims Closed with Loss Payment Direct and Assumed at Year End									
	1 2009	2 2010	3 2011	4 2012	5 2013	6 2014	7 2015	8 2016	9 2017	10 2018
1. Prior.....										
2. 2009.....										
3. 2010.....	XXX									
4. 2011.....	XXX	XXX								
5. 2012.....	XXX	XXX	XXX							
6. 2013.....	XXX	XXX	XXX	XXX						
7. 2014.....	XXX	XXX	XXX	XXX	XXX					
8. 2015.....	XXX	XXX	XXX	XXX	XXX	XXX				
9. 2016.....	XXX	XXX	XXX	XXX	XXX	XXX	XXX			
10. 2017.....	XXX	XXX	XXX	XXX	XXX	XXX	XXX	XXX	7	22
11. 2018.....	XXX	XXX	XXX	XXX	XXX	XXX	XXX	XXX	XXX	6

**SECTION 2**

Years in Which Premiums Were Earned and Losses Were Incurred	Number of Claims Outstanding Direct and Assumed at Year End									
	1 2009	2 2010	3 2011	4 2012	5 2013	6 2014	7 2015	8 2016	9 2017	10 2018
1. Prior.....										
2. 2009.....										
3. 2010.....	XXX									
4. 2011.....	XXX	XXX								
5. 2012.....	XXX	XXX	XXX							
6. 2013.....	XXX	XXX	XXX	XXX						
7. 2014.....	XXX	XXX	XXX	XXX	XXX					
8. 2015.....	XXX	XXX	XXX	XXX	XXX	XXX				
9. 2016.....	XXX	XXX	XXX	XXX	XXX	XXX	XXX	2	2	1
10. 2017.....	XXX	XXX	XXX	XXX	XXX	XXX	XXX	XXX	348	122
11. 2018.....	XXX	XXX	XXX	XXX	XXX	XXX	XXX	XXX	XXX	1,404

**SECTION 3**

Years in Which Premiums Were Earned and Losses Were Incurred	Cumulative Number of Claims Reported Direct and Assumed at Year End									
	1 2009	2 2010	3 2011	4 2012	5 2013	6 2014	7 2015	8 2016	9 2017	10 2018
1. Prior.....										
2. 2009.....										
3. 2010.....	XXX									
4. 2011.....	XXX	XXX								
5. 2012.....	XXX	XXX	XXX							
6. 2013.....	XXX	XXX	XXX	XXX						
7. 2014.....	XXX	XXX	XXX	XXX	XXX					
8. 2015.....	XXX	XXX	XXX	XXX	XXX	XXX				
9. 2016.....	XXX	XXX	XXX	XXX	XXX	XXX	XXX	6	8	58
10. 2017.....	XXX	XXX	XXX	XXX	XXX	XXX	XXX	XXX	676	1,987
11. 2018.....	XXX	XXX	XXX	XXX	XXX	XXX	XXX	XXX	XXX	3,598

**SCHEDULE P - PART 5D - WORKERS' COMPENSATION  
(EXCLUDING EXCESS WORKERS' COMPENSATION)**

**SECTION 1**

Years in Which Premiums Were Earned and Losses Were Incurred	Cumulative Number of Claims Closed with Loss Payment Direct and Assumed at Year End									
	1 2009	2 2010	3 2011	4 2012	5 2013	6 2014	7 2015	8 2016	9 2017	10 2018
1. Prior.....										
2. 2009.....										
3. 2010.....	XXX					.1	.1	.1	.1	.1
4. 2011.....	XXX	XXX				.1	.1	.1	.1	.1
5. 2012.....	XXX	XXX	XXX							
6. 2013.....	XXX	XXX	XXX	XXX			.1	.1	.1	.1
7. 2014.....	XXX	XXX	XXX	XXX	XXX					
8. 2015.....	XXX	XXX	XXX	XXX	XXX	XXX				
9. 2016.....	XXX	XXX	XXX	XXX	XXX	XXX	XXX			
10. 2017.....	XXX	XXX	XXX	XXX	XXX	XXX	XXX	XXX		
11. 2018.....	XXX	XXX	XXX	XXX	XXX	XXX	XXX	XXX	XXX	

**SECTION 2**

Years in Which Premiums Were Earned and Losses Were Incurred	Number of Claims Outstanding Direct and Assumed at Year End									
	1 2009	2 2010	3 2011	4 2012	5 2013	6 2014	7 2015	8 2016	9 2017	10 2018
1. Prior.....	3	.1	.1							
2. 2009.....										
3. 2010.....	XXX	.4	.4	.2	.1					
4. 2011.....	XXX	XXX		.1	.1	.1	.1	.1		
5. 2012.....	XXX	XXX	XXX							
6. 2013.....	XXX	XXX	XXX	XXX	.2	.2				
7. 2014.....	XXX	XXX	XXX	XXX	XXX			.1		
8. 2015.....	XXX	XXX	XXX	XXX	XXX	XXX				
9. 2016.....	XXX	XXX	XXX	XXX	XXX	XXX	XXX			
10. 2017.....	XXX	XXX	XXX	XXX	XXX	XXX	XXX	XXX		
11. 2018.....	XXX	XXX	XXX	XXX	XXX	XXX	XXX	XXX	XXX	

**SECTION 3**

Years in Which Premiums Were Earned and Losses Were Incurred	Cumulative Number of Claims Reported Direct and Assumed at Year End									
	1 2009	2 2010	3 2011	4 2012	5 2013	6 2014	7 2015	8 2016	9 2017	10 2018
1. Prior.....	.1			(.1)						
2. 2009.....										
3. 2010.....	XXX	.4	.5	.5	.5	.5	.5	.5	.5	.5
4. 2011.....	XXX	XXX		.1	.1	.2	.2	.2	.1	.1
5. 2012.....	XXX	XXX	XXX							
6. 2013.....	XXX	XXX	XXX	XXX	.2	.3	.3	.3	.3	.3
7. 2014.....	XXX	XXX	XXX	XXX	XXX			.1		
8. 2015.....	XXX	XXX	XXX	XXX	XXX	XXX				
9. 2016.....	XXX	XXX	XXX	XXX	XXX	XXX	XXX			
10. 2017.....	XXX	XXX	XXX	XXX	XXX	XXX	XXX	XXX		
11. 2018.....	XXX	XXX	XXX	XXX	XXX	XXX	XXX	XXX	XXX	

**SCHEDULE P - PART 5E - COMMERCIAL MULTIPLE PERIL**

**SECTION 1**

Years in Which Premiums Were Earned and Losses Were Incurred	Cumulative Number of Claims Closed with Loss Payment Direct and Assumed at Year End									
	1 2009	2 2010	3 2011	4 2012	5 2013	6 2014	7 2015	8 2016	9 2017	10 2018
1. Prior.....										
2. 2009.....										
3. 2010.....	.XXX									
4. 2011.....	.XXX	.XXX								
5. 2012.....	.XXX	.XXX	.XXX							
6. 2013.....	.XXX	.XXX	.XXX	.XXX						
7. 2014.....	.XXX	.XXX	.XXX	.XXX	.XXX					
8. 2015.....	.XXX	.XXX	.XXX	.XXX	.XXX	.XXX	.2	.7	.7	.14
9. 2016.....	.XXX	.XXX	.XXX	.XXX	.XXX	.XXX	.XXX	.26	.29	.58
10. 2017.....	.XXX	.XXX	.XXX	.XXX	.XXX	.XXX	.XXX	.XXX	.3	.10
11. 2018.....	.XXX	.XXX	.XXX	.XXX	.XXX	.XXX	.XXX	.XXX	.XXX	.4

**SECTION 2**

Years in Which Premiums Were Earned and Losses Were Incurred	Number of Claims Outstanding Direct and Assumed at Year End									
	1 2009	2 2010	3 2011	4 2012	5 2013	6 2014	7 2015	8 2016	9 2017	10 2018
1. Prior.....										
2. 2009.....										
3. 2010.....	.XXX									
4. 2011.....	.XXX	.XXX								
5. 2012.....	.XXX	.XXX	.XXX							
6. 2013.....	.XXX	.XXX	.XXX	.XXX						
7. 2014.....	.XXX	.XXX	.XXX	.XXX	.XXX					
8. 2015.....	.XXX	.XXX	.XXX	.XXX	.XXX	.XXX	.13	.4	.4	.2
9. 2016.....	.XXX	.XXX	.XXX	.XXX	.XXX	.XXX	.XXX	.58	.39	.25
10. 2017.....	.XXX	.XXX	.XXX	.XXX	.XXX	.XXX	.XXX	.XXX	.251	.105
11. 2018.....	.XXX	.XXX	.XXX	.XXX	.XXX	.XXX	.XXX	.XXX	.XXX	.256

**SECTION 3**

Years in Which Premiums Were Earned and Losses Were Incurred	Cumulative Number of Claims Reported Direct and Assumed at Year End									
	1 2009	2 2010	3 2011	4 2012	5 2013	6 2014	7 2015	8 2016	9 2017	10 2018
1. Prior.....										
2. 2009.....										
3. 2010.....	.XXX									
4. 2011.....	.XXX	.XXX								
5. 2012.....	.XXX	.XXX	.XXX							
6. 2013.....	.XXX	.XXX	.XXX	.XXX						
7. 2014.....	.XXX	.XXX	.XXX	.XXX	.XXX					
8. 2015.....	.XXX	.XXX	.XXX	.XXX	.XXX	.XXX	.15	.23	.24	.49
9. 2016.....	.XXX	.XXX	.XXX	.XXX	.XXX	.XXX	.XXX	.158	.203	.428
10. 2017.....	.XXX	.XXX	.XXX	.XXX	.XXX	.XXX	.XXX	.XXX	.554	.1,215
11. 2018.....	.XXX	.XXX	.XXX	.XXX	.XXX	.XXX	.XXX	.XXX	.XXX	.571

**Sch. P - Pt. 5F - Sn. 1A**  
**NONE**

**Sch. P - Pt. 5F - Sn. 2A**  
**NONE**

**Sch. P - Pt. 5F - Sn. 3A**  
**NONE**

**Sch. P - Pt. 5F - Sn. 1B**  
**NONE**

**Sch. P - Pt. 5F - Sn. 2B**  
**NONE**

**Sch. P - Pt. 5F - Sn. 3B**  
**NONE**

**SCHEDULE P - PART 5H - OTHER LIABILITY - OCCURRENCE**

**SECTION 1A**

Years in Which Premiums Were Earned and Losses Were Incurred	Cumulative Number of Claims Closed with Loss Payment Direct and Assumed at Year End									
	1 2009	2 2010	3 2011	4 2012	5 2013	6 2014	7 2015	8 2016	9 2017	10 2018
1. Prior.....	.67	.47	.41	.21	.8	.4	.1	.1		.1
2. 2009.....	.6	.23	.43	.57	.65	.69	.71	.73	.73	.73
3. 2010.....	.XXX	.3	.24	.42	.52	.66	.75	.78	.79	.79
4. 2011.....	.XXX	.XXX	.1	.17	.40	.57	.64	.68	.71	.72
5. 2012.....	.XXX	.XXX	.XXX	.2	.12	.41	.60	.67	.70	.72
6. 2013.....	.XXX	.XXX	.XXX	.XXX	.3	.15	.36	.61	.75	.81
7. 2014.....	.XXX	.XXX	.XXX	.XXX	.XXX	.1	.21	.51	.62	.77
8. 2015.....	.XXX	.XXX	.XXX	.XXX	.XXX	.XXX	.1	.20	.38	.52
9. 2016.....	.XXX	.XXX	.XXX	.XXX	.XXX	.XXX	.XXX	.2	.10	.34
10. 2017.....	.XXX	.XXX	.XXX	.XXX	.XXX	.XXX	.XXX	.XXX	.5	.20
11. 2018.....	.XXX	.XXX	.XXX	.XXX	.XXX	.XXX	.XXX	.XXX	.XXX	.1

**SECTION 2A**

Years in Which Premiums Were Earned and Losses Were Incurred	Number of Claims Outstanding Direct and Assumed at Year End									
	1 2009	2 2010	3 2011	4 2012	5 2013	6 2014	7 2015	8 2016	9 2017	10 2018
1. Prior.....	.107	.77	.47	.24	.8	.3	.1		.1	
2. 2009.....	.28	.48	.34	.19	.9	.6	.3		.1	.1
3. 2010.....	.XXX	.43	.54	.47	.32	.18	.7	.1		.1
4. 2011.....	.XXX	.XXX	.35	.43	.35	.18	.11	.7	.4	.3
5. 2012.....	.XXX	.XXX	.XXX	.49	.57	.39	.15	.10	.5	.1
6. 2013.....	.XXX	.XXX	.XXX	.XXX	.81	.113	.110	.30	.14	.7
7. 2014.....	.XXX	.XXX	.XXX	.XXX	.XXX	.34	.68	.38	.28	.15
8. 2015.....	.XXX	.XXX	.XXX	.XXX	.XXX	.XXX	.33	.44	.32	.22
9. 2016.....	.XXX	.XXX	.XXX	.XXX	.XXX	.XXX	.XXX	.41	.56	.39
10. 2017.....	.XXX	.XXX	.XXX	.XXX	.XXX	.XXX	.XXX	.XXX	.37	.52
11. 2018.....	.XXX	.XXX	.XXX	.XXX	.XXX	.XXX	.XXX	.XXX	.XXX	.30

**SECTION 3A**

Years in Which Premiums Were Earned and Losses Were Incurred	Cumulative Number of Claims Reported Direct and Assumed at Year End									
	1 2009	2 2010	3 2011	4 2012	5 2013	6 2014	7 2015	8 2016	9 2017	10 2018
1. Prior.....	.61	.36	.24	.11	.1	.1	.1	(1)	.1	
2. 2009.....	.40	.86	.105	.120	.125	.130	.132	.132	.133	.133
3. 2010.....	.XXX	.49	.92	.118	.129	.131	.132	.132	.132	.133
4. 2011.....	.XXX	.XXX	.42	.80	.103	.115	.122	.124	.126	.126
5. 2012.....	.XXX	.XXX	.XXX	.58	.93	.112	.117	.122	.123	.123
6. 2013.....	.XXX	.XXX	.XXX	.XXX	.95	.150	.183	.196	.202	.206
7. 2014.....	.XXX	.XXX	.XXX	.XXX	.XXX	.38	.106	.128	.137	.144
8. 2015.....	.XXX	.XXX	.XXX	.XXX	.XXX	.XXX	.41	.80	.95	.106
9. 2016.....	.XXX	.XXX	.XXX	.XXX	.XXX	.XXX	.XXX	.49	.86	.103
10. 2017.....	.XXX	.XXX	.XXX	.XXX	.XXX	.XXX	.XXX	.XXX	.49	.89
11. 2018.....	.XXX	.XXX	.XXX	.XXX	.XXX	.XXX	.XXX	.XXX	.XXX	.34

**Sch. P - Pt. 5H - Sn. 1B  
NONE**

**Sch. P - Pt. 5H - Sn. 2B  
NONE**

**Sch. P - Pt. 5H - Sn. 3B  
NONE**

**Sch. P - Pt. 5R - Sn. 1A  
NONE**

**Sch. P - Pt. 5R - Sn. 2A  
NONE**

**Sch. P - Pt. 5R - Sn. 3A  
NONE**

**Sch. P - Pt. 5R - Sn. 1B  
NONE**

**Sch. P - Pt. 5R - Sn. 2B  
NONE**

**Sch. P - Pt. 5R - Sn. 3B  
NONE**

**Sch. P - Pt. 5T - Sn. 1  
NONE**

**Sch. P - Pt. 5T - Sn. 2  
NONE**

**Sch. P - Pt. 5T - Sn. 3  
NONE**

**SCHEDULE P - PART 6C - COMMERCIAL AUTO/TRUCK LIABILITY/MEDICAL**

**SECTION 1**

Years in Which Premiums Were Earned and Losses Were Incurred	Cumulative Premiums Earned Direct and Assumed at Year End (\$000 omitted)										11 Current Year Premiums Earned
	1 2009	2 2010	3 2011	4 2012	5 2013	6 2014	7 2015	8 2016	9 2017	10 2018	
1. Prior.....											.0
2. 2009.....											.0
3. 2010.....	XXX										.0
4. 2011.....	XXX	XXX									.0
5. 2012.....	XXX	XXX	XXX								.0
6. 2013.....	XXX	XXX	XXX	XXX							.0
7. 2014.....	XXX	XXX	XXX	XXX	XXX						.0
8. 2015.....	XXX	XXX	XXX	XXX	XXX	XXX	0	3	4		.4
9. 2016.....	XXX	XXX	XXX	XXX	XXX	XXX	XXX	297	1,139	1,139	.4
10. 2017.....	XXX	XXX	XXX	XXX	XXX	XXX	XXX	XXX	4,095	4,095	.0
11. 2018.....	XXX	XXX	XXX	XXX	XXX	XXX	XXX	XXX	XXX	XXX	.0
12. Total.....	XXX	XXX	XXX	XXX	XXX	XXX	XXX	XXX	XXX	XXX	.0
13. Earned Prems.(P-Pt 1)							0	299	4,939	20,513	.XXX

**SECTION 2**

Years in Which Premiums Were Earned and Losses Were Incurred	Cumulative Premiums Earned Ceded at Year End (\$000 omitted)										11 Current Year Premiums Earned
	1 2009	2 2010	3 2011	4 2012	5 2013	6 2014	7 2015	8 2016	9 2017	10 2018	
1. Prior.....											.0
2. 2009.....											.0
3. 2010.....	XXX										.0
4. 2011.....	XXX	XXX									.0
5. 2012.....	XXX	XXX	XXX								.0
6. 2013.....	XXX	XXX	XXX	XXX							.0
7. 2014.....	XXX	XXX	XXX	XXX	XXX						.0
8. 2015.....	XXX	XXX	XXX	XXX	XXX	XXX			0	0	.0
9. 2016.....	XXX	XXX	XXX	XXX	XXX	XXX	XXX		1	1	.1
10. 2017.....	XXX	XXX	XXX	XXX	XXX	XXX	XXX	XXX	4	4	.4
11. 2018.....	XXX	XXX	XXX	XXX	XXX	XXX	XXX	XXX	XXX	XXX	.0
12. Total.....	XXX	XXX	XXX	XXX	XXX	XXX	XXX	XXX	XXX	XXX	.0
13. Earned Prems.(P-Pt 1)									5	20	.XXX

**SCHEDULE P - PART 6D - WORKERS' COMPENSATION  
(EXCLUDING EXCESS WORKERS' COMPENSATION)**

**SECTION 1**

Years in Which Premiums Were Earned and Losses Were Incurred	Cumulative Premiums Earned Direct and Assumed at Year End (\$000 omitted)										11 Current Year Premiums Earned
	1 2009	2 2010	3 2011	4 2012	5 2013	6 2014	7 2015	8 2016	9 2017	10 2018	
1. Prior.....	.43	(.0)			(.0)						.0
2. 2009.....	.41	.84	.84	.84	.84	.84	.84	.84	.84	.84	.84
3. 2010.....	XXX	.41	.85	.85	.85	.85	.85	.85	.85	.85	.85
4. 2011.....	XXX	XXX	.43	.89	.89	.89	.89	.89	.89	.89	.89
5. 2012.....	XXX	XXX	XXX	.45	.92	.92	.92	.92	.92	.92	.92
6. 2013.....	XXX	XXX	XXX	XXX	.47	.98	.98	.98	.98	.98	.98
7. 2014.....	XXX	XXX	XXX	XXX	XXX	.49	.77	.77	.77	.77	.77
8. 2015.....	XXX	XXX	XXX	XXX	XXX	XXX	.27	.27	.27	.27	.27
9. 2016.....	XXX	XXX	XXX	XXX	XXX	XXX	XXX				.0
10. 2017.....	XXX	XXX	XXX	XXX	XXX	XXX	XXX	XXX			.0
11. 2018.....	XXX	XXX	XXX	XXX	XXX	XXX	XXX	XXX	XXX	XXX	.0
12. Total.....	XXX	XXX	XXX	XXX	XXX	XXX	XXX	XXX	XXX	XXX	.0
13. Earned Prems.(P-Pt 1)	.84	.84	.87	.90	.95	100	.55				.XXX

**SECTION 2**

Years in Which Premiums Were Earned and Losses Were Incurred	Cumulative Premiums Earned Ceded at Year End (\$000 omitted)										11 Current Year Premiums Earned
	1 2009	2 2010	3 2011	4 2012	5 2013	6 2014	7 2015	8 2016	9 2017	10 2018	
1. Prior.....	.0										.0
2. 2009.....	.0	.0	.0	.0	.0	.0	.0	.0	.0	.0	.0
3. 2010.....	XXX	.0	.0	.0	.0	.0	.0	.0	.0	.0	.0
4. 2011.....	XXX	XXX									.0
5. 2012.....	XXX	XXX	XXX								.0
6. 2013.....	XXX	XXX	XXX	XXX							.0
7. 2014.....	XXX	XXX	XXX	XXX	XXX						.0
8. 2015.....	XXX	XXX	XXX	XXX	XXX	XXX					.0
9. 2016.....	XXX	XXX	XXX	XXX	XXX	XXX	XXX				.0
10. 2017.....	XXX	XXX	XXX	XXX	XXX	XXX	XXX	XXX			.0
11. 2018.....	XXX	XXX	XXX	XXX	XXX	XXX	XXX	XXX	XXX	XXX	.0
12. Total.....	XXX	XXX	XXX	XXX	XXX	XXX	XXX	XXX	XXX	XXX	.0
13. Earned Prems.(P-Pt 1)	.0	.0									.XXX



**SCHEDULE P - PART 6E - COMMERCIAL MULTIPLE PERIL**

**SECTION 1**

Years in Which Premiums Were Earned and Losses Were Incurred	Cumulative Premiums Earned Direct and Assumed at Year End (\$000 omitted)										11 Current Year Premiums Earned
	1 2009	2 2010	3 2011	4 2012	5 2013	6 2014	7 2015	8 2016	9 2017	10 2018	
1. Prior.....											.0
2. 2009.....											.0
3. 2010.....	XXX										.0
4. 2011.....	XXX	XXX									.0
5. 2012.....	XXX	XXX	XXX								.0
6. 2013.....	XXX	XXX	XXX	XXX							.0
7. 2014.....	XXX	XXX	XXX	XXX	XXX	4	17	17	16	16	.16
8. 2015.....	XXX	XXX	XXX	XXX	XXX	XXX	785	2,097	2,109	2,109	.2,109
9. 2016.....	XXX	XXX	XXX	XXX	XXX	XXX	XXX	3,771	7,962	7,962	.7,962
10. 2017.....	XXX	XXX	XXX	XXX	XXX	XXX	XXX	XXX	7,594	7,594	.7,594
11. 2018.....	XXX	XXX	XXX	XXX	XXX	XXX	XXX	XXX	XXX	XXX	.0
12. Total.....	XXX	XXX	XXX	XXX	XXX	XXX	XXX	XXX	XXX	XXX	.0
13. Earned Prems.(P-Pt 1)						4	798	5,084	11,795	18,961	.XXX

**SECTION 2**

Years in Which Premiums Were Earned and Losses Were Incurred	Cumulative Premiums Earned Ceded at Year End (\$000 omitted)										11 Current Year Premiums Earned
	1 2009	2 2010	3 2011	4 2012	5 2013	6 2014	7 2015	8 2016	9 2017	10 2018	
1. Prior.....											.0
2. 2009.....											.0
3. 2010.....	XXX										.0
4. 2011.....	XXX	XXX									.0
5. 2012.....	XXX	XXX	XXX								.0
6. 2013.....	XXX	XXX	XXX	XXX							.0
7. 2014.....	XXX	XXX	XXX	XXX	XXX	0	0	0	0	0	.0
8. 2015.....	XXX	XXX	XXX	XXX	XXX	XXX	8	21	21	21	.21
9. 2016.....	XXX	XXX	XXX	XXX	XXX	XXX	XXX	38	82	82	.82
10. 2017.....	XXX	XXX	XXX	XXX	XXX	XXX	XXX	XXX	79	79	.79
11. 2018.....	XXX	XXX	XXX	XXX	XXX	XXX	XXX	XXX	XXX	XXX	.0
12. Total.....	XXX	XXX	XXX	XXX	XXX	XXX	XXX	XXX	XXX	XXX	.0
13. Earned Prems.(P-Pt 1)						0	8	52	122	213	.XXX

**SCHEDULE P - PART 6H - OTHER LIABILITY - OCCURRENCE**

**SECTION 1A**

Years in Which Premiums Were Earned and Losses Were Incurred	Cumulative Premiums Earned Direct and Assumed at Year End (\$000 omitted)										11 Current Year Premiums Earned
	1 2009	2 2010	3 2011	4 2012	5 2013	6 2014	7 2015	8 2016	9 2017	10 2018	
1. Prior.....	17,317	(56)	(4)	(6)	(3)	(1)	(0)	(8)	23	0	.0
2. 2009.....	18,738	37,025	37,023	37,022	37,019	37,016	37,016	37,015	37,015	37,015	.37,015
3. 2010.....	XXX	19,871	39,403	39,399	39,393	39,391	39,389	39,385	39,378	39,378	.39,378
4. 2011.....	XXX	XXX	20,474	40,704	40,694	40,689	40,685	40,682	40,676	40,676	.40,676
5. 2012.....	XXX	XXX	XXX	21,415	43,059	43,046	43,040	43,038	43,037	43,037	.43,037
6. 2013.....	XXX	XXX	XXX	XXX	24,178	47,468	47,457	47,454	47,447	47,447	.47,447
7. 2014.....	XXX	XXX	XXX	XXX	XXX	24,229	47,478	47,468	47,460	47,460	.47,460
8. 2015.....	XXX	XXX	XXX	XXX	XXX	XXX	24,428	47,683	47,673	47,673	.47,673
9. 2016.....	XXX	XXX	XXX	XXX	XXX	XXX	XXX	24,108	47,392	47,392	.47,392
10. 2017.....	XXX	XXX	XXX	XXX	XXX	XXX	XXX	XXX	25,017	25,017	.25,017
11. 2018.....	XXX	XXX	XXX	XXX	XXX	XXX	XXX	XXX	XXX	XXX	.0
12. Total.....	XXX	XXX	XXX	XXX	XXX	XXX	XXX	XXX	XXX	XXX	.0
13. Earned Prems.(P-Pt 1)	36,055	38,103	39,999	41,634	45,800	47,495	47,654	47,331	48,284	50,866	.XXX

**SECTION 2A**

Years in Which Premiums Were Earned and Losses Were Incurred	Cumulative Premiums Earned Ceded at Year End (\$000 omitted)										11 Current Year Premiums Earned
	1 2009	2 2010	3 2011	4 2012	5 2013	6 2014	7 2015	8 2016	9 2017	10 2018	
1. Prior.....	98	(0)	(0)	(0)	(0)	(0)	(0)	(0)	(0)	(0)	.0
2. 2009.....	106	206	206	206	206	206	206	206	206	206	.206
3. 2010.....	XXX	109	1,152	1,152	1,151	1,151	1,151	1,151	1,151	1,151	.1,151
4. 2011.....	XXX	XXX	1,092	2,192	2,191	2,191	2,191	2,191	2,191	2,191	.2,191
5. 2012.....	XXX	XXX	XXX	1,164	2,087	2,087	2,086	2,086	2,086	2,086	.2,086
6. 2013.....	XXX	XXX	XXX	XXX	1,025	1,603	1,603	1,603	1,603	1,603	.1,603
7. 2014.....	XXX	XXX	XXX	XXX	XXX	598	1,137	1,137	1,137	1,137	.1,137
8. 2015.....	XXX	XXX	XXX	XXX	XXX	XXX	563	1,082	1,082	1,082	.1,082
9. 2016.....	XXX	XXX	XXX	XXX	XXX	XXX	XXX	538	935	935	.935
10. 2017.....	XXX	XXX	XXX	XXX	XXX	XXX	XXX	XXX	427	427	.427
11. 2018.....	XXX	XXX	XXX	XXX	XXX	XXX	XXX	XXX	XXX	XXX	.0
12. Total.....	XXX	XXX	XXX	XXX	XXX	XXX	XXX	XXX	XXX	XXX	.0
13. Earned Prems.(P-Pt 1)	204	209	2,136	2,263	1,947	1,175	1,102	1,057	823	758	.XXX

**Sch. P - Pt. 6H - Sn. 1B**  
**NONE**

**Sch. P - Pt. 6H - Sn. 2B**  
**NONE**

**Sch. P - Pt. 6M - Sn. 1**  
**NONE**

**Sch. P - Pt. 6M - Sn. 2**  
**NONE**

**Sch. P - Pt. 6N - Sn. 1**  
**NONE**

**Sch. P - Pt. 6N - Sn. 2**  
**NONE**

**Sch. P - Pt. 6O - Sn. 1**  
**NONE**

**Sch. P - Pt. 6O - Sn. 2**  
**NONE**

**Sch. P - Pt. 6R - Sn. 1A**  
**NONE**

**Sch. P - Pt. 6R - Sn. 2A**  
**NONE**

**Sch. P - Pt. 6R - Sn. 1B**  
**NONE**

**Sch. P - Pt. 6R - Sn. 2B**  
**NONE**

**SCHEDULE P - PART 7A - PRIMARY LOSS SENSITIVE CONTRACTS**

(\$000 Omitted)

**SECTION 1**

Schedule P - Part 1	1 Total Net Losses and Expenses Unpaid	2 Net Losses and Expenses Unpaid on Loss Sensitive Contracts	3 Loss Sensitive as Percentage of Total	4 Total Net Premiums Written	5 Net Premiums Written on Loss Sensitive Contracts	6 Loss Sensitive as Percentage of Total
1. Homeowners/farmowners.....	232,894		0.0			0.0
2. Private passenger auto liability/medical.....	1,152,125		0.0			0.0
3. Commercial auto/truck liability/medical.....	12,691		0.0			0.0
4. Workers' compensation.....			0.0			0.0
5. Commercial multiple peril.....	14,256		0.0			0.0
6. Medical professional liability - occurrence.....			0.0			0.0
7. Medical professional liability - claims-made.....			0.0			0.0
8. Special liability.....			0.0			0.0
9. Other liability - occurrence.....	75,910		0.0			0.0
10. Other liability - claims-made.....			0.0			0.0
11. Special property.....	5,935		0.0			0.0
12. Auto physical damage.....	16,368		0.0			0.0
13. Fidelity/surety.....			0.0			0.0
14. Other.....	3,359		0.0			0.0
15. International.....			0.0			0.0
16. Reinsurance - nonproportional assumed property.....	XXX	XXX	XXX	XXX	XXX	XXX
17. Reinsurance - nonproportional assumed liability.....	XXX	XXX	XXX	XXX	XXX	XXX
18. Reinsurance - nonproportional assumed financial lines.....	XXX	XXX	XXX	XXX	XXX	XXX
19. Products liability - occurrence.....			0.0			0.0
20. Products liability - claims-made.....			0.0			0.0
21. Financial guaranty/mortgage guaranty.....			0.0			0.0
22. Warranty.....			0.0			0.0
23. Totals.....	1,513,539	0	0.0	0	0	0.0

**SECTION 2**

Years in Which Policies Were Issued	Incurred Losses and Defense and Cost Containment Expenses Reported at Year End (\$000 omitted)									
	1 2009	2 2010	3 2011	4 2012	5 2013	6 2014	7 2015	8 2016	9 2017	10 2018
1. Prior.....										
2. 2009.....										
3. 2010.....	XXX									
4. 2011.....	XXX	XXX								
5. 2012.....	XXX	XXX	XXX							
6. 2013.....	XXX	XXX	XXX	XXX						
7. 2014.....	XXX	XXX	XXX	XXX	XXX					
8. 2015.....	XXX	XXX	XXX	XXX	XXX	XXX				
9. 2016.....	XXX	XXX	XXX	XXX	XXX	XXX	XXX			
10. 2017.....	XXX	XXX	XXX	XXX	XXX	XXX	XXX	XXX		
11. 2018.....	XXX	XXX	XXX	XXX	XXX	XXX	XXX	XXX	XXX	

**SECTION 3**

Years in Which Policies Were Issued	Bulk and Incurred But Not Reported Reserves for Losses and Defense and Cost Containment Expenses at Year End (\$000 omitted)									
	1 2009	2 2010	3 2011	4 2012	5 2013	6 2014	7 2015	8 2016	9 2017	10 2018
1. Prior.....										
2. 2009.....										
3. 2010.....	XXX									
4. 2011.....	XXX	XXX								
5. 2012.....	XXX	XXX	XXX							
6. 2013.....	XXX	XXX	XXX	XXX						
7. 2014.....	XXX	XXX	XXX	XXX	XXX					
8. 2015.....	XXX	XXX	XXX	XXX	XXX	XXX				
9. 2016.....	XXX	XXX	XXX	XXX	XXX	XXX	XXX			
10. 2017.....	XXX	XXX	XXX	XXX	XXX	XXX	XXX	XXX		
11. 2018.....	XXX	XXX	XXX	XXX	XXX	XXX	XXX	XXX	XXX	

**SCHEDULE P - PART 7A - PRIMARY LOSS SENSITIVE CONTRACTS (continued)**

**SECTION 4**

Years in Which Policies Were Issued	Net Earned Premiums Reported at Year End (\$000 omitted)									
	1 2009	2 2010	3 2011	4 2012	5 2013	6 2014	7 2015	8 2016	9 2017	10 2018
1. Prior.....										
2. 2009.....										
3. 2010.....	XXX									
4. 2011.....	XXX	XXX								
5. 2012.....	XXX	XXX	XXX							
6. 2013.....	XXX	XXX	XXX	XXX						
7. 2014.....	XXX	XXX	XXX	XXX	XXX					
8. 2015.....	XXX	XXX	XXX	XXX	XXX	XXX				
9. 2016.....	XXX	XXX	XXX	XXX	XXX	XXX	XXX			
10. 2017.....	XXX	XXX	XXX	XXX	XXX	XXX	XXX	XXX		
11. 2018.....	XXX	XXX	XXX	XXX	XXX	XXX	XXX	XXX	XXX	

**NONE**

**SECTION 5**

Years in Which Policies Were Issued	Net Reserve for Premium Adjustments and Accrued Retrospective Premiums at Year End (\$000 omitted)									
	1 2009	2 2010	3 2011	4 2012	5 2013	6 2014	7 2015	8 2016	9 2017	10 2018
1. Prior.....										
2. 2009.....										
3. 2010.....	XXX									
4. 2011.....	XXX	XXX								
5. 2012.....	XXX	XXX	XXX							
6. 2013.....	XXX	XXX	XXX	XXX						
7. 2014.....	XXX	XXX	XXX	XXX	XXX					
8. 2015.....	XXX	XXX	XXX	XXX	XXX	XXX				
9. 2016.....	XXX	XXX	XXX	XXX	XXX	XXX	XXX			
10. 2017.....	XXX	XXX	XXX	XXX	XXX	XXX	XXX	XXX		
11. 2018.....	XXX	XXX	XXX	XXX	XXX	XXX	XXX	XXX	XXX	

**NONE**

**SCHEDULE P - PART 7B - REINSURANCE LOSS SENSITIVE CONTRACTS**

(\$000 Omitted)

**SECTION 1**

Schedule P - Part 1	1 Total Net Losses and Expenses Unpaid	2 Net Losses and Expenses Unpaid on Loss Sensitive Contracts	3 Loss Sensitive as Percentage of Total	4 Total Net Premiums Written	5 Net Premiums Written on Loss Sensitive Contracts	6 Loss Sensitive as Percentage of Total
1. Homeowners/farmowners.....	232,894		0.0			0.0
2. Private passenger auto liability/medical.....	1,152,125		0.0			0.0
3. Commercial auto/truck liability/medical.....	12,691		0.0			0.0
4. Workers' compensation.....			0.0			0.0
5. Commercial multiple peril.....	14,256		0.0			0.0
6. Medical professional liability - occurrence.....			0.0			0.0
7. Medical professional liability - claims-made.....			0.0			0.0
8. Special liability.....			0.0			0.0
9. Other liability - occurrence.....	75,910		0.0			0.0
10. Other liability - claims-made.....			0.0			0.0
11. Special property.....	5,935		0.0			0.0
12. Auto physical damage.....	16,368		0.0			0.0
13. Fidelity/surety.....			0.0			0.0
14. Other.....	3,359		0.0			0.0
15. International.....			0.0			0.0
16. Reinsurance - nonproportional assumed property.....			0.0			0.0
17. Reinsurance - nonproportional assumed liability.....	1,379		0.0			0.0
18. Reinsurance - nonproportional assumed financial lines.....			0.0			0.0
19. Products liability - occurrence.....			0.0			0.0
20. Products liability - claims-made.....			0.0			0.0
21. Financial guaranty/mortgage guaranty.....			0.0			0.0
22. Warranty.....			0.0			0.0
23. Totals	1,514,918	0	0.0	0	0	0.0

**SECTION 2**

Years in Which Policies Were Issued	Incurred Losses and Defense and Cost Containment Expenses Reported at Year End (\$000 omitted)									
	1 2009	2 2010	3 2011	4 2012	5 2013	6 2014	7 2015	8 2016	9 2017	10 2018
1. Prior.....										
2. 2009.....										
3. 2010.....	XXX									
4. 2011.....	XXX	XXX								
5. 2012.....	XXX	XXX	XXX							
6. 2013.....	XXX	XXX	XXX	XXX						
7. 2014.....	XXX	XXX	XXX	XXX	XXX					
8. 2015.....	XXX	XXX	XXX	XXX	XXX	XXX				
9. 2016.....	XXX	XXX	XXX	XXX	XXX	XXX	XXX			
10. 2017.....	XXX	XXX	XXX	XXX	XXX	XXX	XXX	XXX		
11. 2018.....	XXX	XXX	XXX	XXX	XXX	XXX	XXX	XXX	XXX	

**SECTION 3**

Years in Which Policies Were Issued	Bulk and Incurred But Not Reported Reserves for Losses and Defense and Cost Containment Expenses at Year End (\$000 omitted)									
	1 2009	2 2010	3 2011	4 2012	5 2013	6 2014	7 2015	8 2016	9 2017	10 2018
1. Prior.....										
2. 2009.....										
3. 2010.....	XXX									
4. 2011.....	XXX	XXX								
5. 2012.....	XXX	XXX	XXX							
6. 2013.....	XXX	XXX	XXX	XXX						
7. 2014.....	XXX	XXX	XXX	XXX	XXX					
8. 2015.....	XXX	XXX	XXX	XXX	XXX	XXX				
9. 2016.....	XXX	XXX	XXX	XXX	XXX	XXX	XXX			
10. 2017.....	XXX	XXX	XXX	XXX	XXX	XXX	XXX	XXX		
11. 2018.....	XXX	XXX	XXX	XXX	XXX	XXX	XXX	XXX	XXX	

**SCHEDULE P - PART 7B - REINSURANCE LOSS SENSITIVE CONTRACTS (continued)**

**SECTION 4**

Years in Which Policies Were Issued	Net Earned Premiums Reported At Year End (\$000 Omitted)									
	1 2009	2 2010	3 2011	4 2012	5 2013	6 2014	7 2015	8 2016	9 2017	10 2018
1. Prior.....										
2. 2009.....										
3. 2010.....	.XXX									
4. 2011.....	.XXX	.XXX								
5. 2012.....	.XXX	.XXX	.XXX							
6. 2013.....	.XXX	.XXX	.XXX	.XXX						
7. 2014.....	.XXX	.XXX	.XXX	.XXX	.XXX					
8. 2015.....	.XXX	.XXX	.XXX	.XXX	.XXX	.XXX				
9. 2016.....	.XXX	.XXX	.XXX	.XXX	.XXX	.XXX	.XXX			
10. 2017.....	.XXX	.XXX	.XXX	.XXX	.XXX	.XXX	.XXX	.XXX		
11. 2018.....	.XXX	.XXX	.XXX	.XXX	.XXX	.XXX	.XXX	.XXX	.XXX	

**SECTION 5**

Years in Which Policies Were Issued	Net Reserve For Premium Adjustments And Accrued Retrospective Premiums At Year End (\$000 Omitted)									
	1 2009	2 2010	3 2011	4 2012	5 2013	6 2014	7 2015	8 2016	9 2017	10 2018
1. Prior.....										
2. 2009.....										
3. 2010.....	.XXX									
4. 2011.....	.XXX	.XXX								
5. 2012.....	.XXX	.XXX	.XXX							
6. 2013.....	.XXX	.XXX	.XXX	.XXX						
7. 2014.....	.XXX	.XXX	.XXX	.XXX	.XXX					
8. 2015.....	.XXX	.XXX	.XXX	.XXX	.XXX	.XXX				
9. 2016.....	.XXX	.XXX	.XXX	.XXX	.XXX	.XXX	.XXX			
10. 2017.....	.XXX	.XXX	.XXX	.XXX	.XXX	.XXX	.XXX	.XXX		
11. 2018.....	.XXX	.XXX	.XXX	.XXX	.XXX	.XXX	.XXX	.XXX	.XXX	

**SECTION 6**

Years in Which Policies Were Issued	Incurred Adjustable Commissions Reported At Year End (\$000 Omitted)									
	1 2009	2 2010	3 2011	4 2012	5 2013	6 2014	7 2015	8 2016	9 2017	10 2018
1. Prior.....										
2. 2009.....										
3. 2010.....	.XXX									
4. 2011.....	.XXX	.XXX								
5. 2012.....	.XXX	.XXX	.XXX							
6. 2013.....	.XXX	.XXX	.XXX	.XXX						
7. 2014.....	.XXX	.XXX	.XXX	.XXX	.XXX					
8. 2015.....	.XXX	.XXX	.XXX	.XXX	.XXX	.XXX				
9. 2016.....	.XXX	.XXX	.XXX	.XXX	.XXX	.XXX	.XXX			
10. 2017.....	.XXX	.XXX	.XXX	.XXX	.XXX	.XXX	.XXX	.XXX		
11. 2018.....	.XXX	.XXX	.XXX	.XXX	.XXX	.XXX	.XXX	.XXX	.XXX	

**SECTION 7**

Years in Which Policies Were Issued	Reserves For Commission Adjustments At Year End (\$000 Omitted)									
	1 2009	2 2010	3 2011	4 2012	5 2013	6 2014	7 2015	8 2016	9 2017	10 2018
1. Prior.....										
2. 2009.....										
3. 2010.....	.XXX									
4. 2011.....	.XXX	.XXX								
5. 2012.....	.XXX	.XXX	.XXX							
6. 2013.....	.XXX	.XXX	.XXX	.XXX						
7. 2014.....	.XXX	.XXX	.XXX	.XXX	.XXX					
8. 2015.....	.XXX	.XXX	.XXX	.XXX	.XXX	.XXX				
9. 2016.....	.XXX	.XXX	.XXX	.XXX	.XXX	.XXX	.XXX			
10. 2017.....	.XXX	.XXX	.XXX	.XXX	.XXX	.XXX	.XXX	.XXX		
11. 2018.....	.XXX	.XXX	.XXX	.XXX	.XXX	.XXX	.XXX	.XXX	.XXX	

## SCHEDULE P INTERROGATORIES

1. The following questions relate to yet-to-be-issued Extended Reporting Endorsements (EREs) arising from Death, Disability, or Retirement (DDR) provisions in Medical Professional Liability Claims-Made insurance policies. EREs provided for reasons other than DDR are not be included.
- 1.1 Does the company issue Medical Professional Liability Claims-Made insurance policies that provide tail (also known as an extended reporting endorsement, or "ERE") benefits in the event of Death, Disability, or Retirement (DDR) at a reduced charge or at no additional cost? Yes [ ] No [X]  
 If the answer to question 1.1 is "no", leave the following questions blank. If the answer to question 1.1 is "yes", please answer the following questions.
- 1.2 What is the total amount of the reserve for that provision (DDR reserve), as reported, explicitly or not, elsewhere in this statement (in dollars)? .....
- 1.3 Does the company report any DDR reserve as Unearned Premium Reserve per SSAP #65? Yes [ ] No [ ]
- 1.4 Does the company report any DDR reserve as loss or loss adjustment expense reserve? Yes [ ] No [ ]
- 1.5 If the company reports DDR reserve as Unearned Premium Reserve, does that amount match the figure on the Underwriting and Investment Exhibit, Part 1A - Recapitulation of all Premiums (Page 7) Column 2, Lines 11.1 plus 11.2? Yes [ ] No [ ] N/A [ ]
- 1.6 If the company reports DDR reserve as loss or loss adjustment expense reserve, please complete the following table corresponding to where these reserves are reported in Schedule P:

Years in Which Premiums Were Earned and Losses Were Incurred		DDR Reserve Included in Schedule P, Part 1F, Medical Professional Liability Column 24: Total Net Losses and Expenses Unpaid	
		1 Section 1: Occurrence	2 Section 2: Claims-Made
1.601	Prior.....	.....	.....
1.602	2009.....	.....	.....
1.603	2010.....	.....	.....
1.604	2011.....	.....	.....
1.605	2012.....	.....	.....
1.606	2013.....	.....	.....
1.607	2014.....	.....	.....
1.608	2015.....	.....	.....
1.609	2016.....	.....	.....
1.610	2017.....	.....	.....
1.611	2018.....	.....	.....
1.612	Totals.....	.....0	.....0

2. The definition of allocated loss adjustment expenses (ALAE) and, therefore, unallocated loss adjustment expenses (ULAE) was changed effective January 1, 1998. This change in definition applies to both paid and unpaid expenses. Are these expenses (now reported as "Defense and Cost Containment" and "Adjusting and Other") reported in compliance with these definitions in this statement? Yes [X] No [ ]
3. The Adjusting and Other expense payments and reserves should be allocated to the years in which the losses were incurred based on the number of claims reported, closed and outstanding in those years. When allocating Adjusting and Other expense between companies in a group or a pool, the Adjusting and Other expense should be allocated in the same percentage used for the loss amounts and the claim counts. For reinsurers, Adjusting and Other expense assumed should be reported according to the reinsurance contract. For Adjusting and Other expense incurred by reinsurers, or in those situations where suitable claim count information is not available, Adjusting and Other expense should be allocated by a reasonable method determined by the company and described in Interrogatory 7, below. Are they so reported in this statement? Yes [X] No [ ]

4. Do any lines in Schedule P include reserves that are reported gross of any discount to present value of future payments, and that are reported net of such discounts on Page 10? Yes [ ] No [X]
- If yes, proper disclosure must be made in the Notes to Financial Statements, as specified in the Instructions. Also, the discounts must be reported in Schedule P - Part 1, Columns 32 and 33.

Schedule P must be completed gross of non-tabular discounting. Work papers relating to discount calculations must be available for examination upon request.

Discounting is allowed only if expressly permitted by the state insurance department to which this Annual Statement is being filed.

5. What were the net premiums in force at the end of the year for: (in thousands of dollars)
- 5.1 Fidelity .....
- 5.2 Surety .....

6. Claim count information is reported per claim or per claimant. (Indicate which). PER CLAIM  
 If not the same in all years, explain in Interrogatory 7.

- 7.1 The information provided in Schedule P will be used by many persons to estimate the adequacy of the current loss and expense reserves, among other things. Are there any especially significant events, coverage, retention or accounting changes that have occurred that must be considered when making such analyses? Yes [X] No [ ]

- 7.2 An extended statement may be attached.  
Effective January 1, 2001, the company entered into a 100% Restated Quota Share Reinsurance Agreement with its subsidiary companies. The company assumes 100% interest in each of the subsidiaries' gross net liabilities and its premiums, losses, expenses, payment fees, dividends and direct agents balance.

**SCHEDULE T - PART 2**

**INTERSTATE COMPACT - EXHIBIT OF PREMIUMS WRITTEN**

Allocated by States and Territories

States, Etc.	Direct Business Only					Totals
	1 Life (Group and Individual)	2 Annuities (Group and Individual)	3 Disability Income (Group and Individual)	4 Long-Term Care (Group and Individual)	5 Deposit-Type Contracts	
1. Alabama.....AL						.0
2. Alaska.....AK						.0
3. Arizona.....AZ						.0
4. Arkansas.....AR						.0
5. California.....CA						.0
6. Colorado.....CO						.0
7. Connecticut.....CT						.0
8. Delaware.....DE						.0
9. District of Columbia.....DC						.0
10. Florida.....FL						.0
11. Georgia.....GA						.0
12. Hawaii.....HI						.0
13. Idaho.....ID						.0
14. Illinois.....IL						.0
15. Indiana.....IN						.0
16. Iowa.....IA						.0
17. Kansas.....KS						.0
18. Kentucky.....KY						.0
19. Louisiana.....LA						.0
20. Maine.....ME						.0
21. Maryland.....MD						.0
22. Massachusetts.....MA						.0
23. Michigan.....MI						.0
24. Minnesota.....MN						.0
25. Mississippi.....MS						.0
26. Missouri.....MO						.0
27. Montana.....MT						.0
28. Nebraska.....NE						.0
29. Nevada.....NV						.0
30. New Hampshire.....NH						.0
31. New Jersey.....NJ						.0
32. New Mexico.....NM						.0
33. New York.....NY						.0
34. North Carolina.....NC						.0
35. North Dakota.....ND						.0
36. Ohio.....OH						.0
37. Oklahoma.....OK						.0
38. Oregon.....OR						.0
39. Pennsylvania.....PA						.0
40. Rhode Island.....RI						.0
41. South Carolina.....SC						.0
42. South Dakota.....SD						.0
43. Tennessee.....TN						.0
44. Texas.....TX						.0
45. Utah.....UT						.0
46. Vermont.....VT						.0
47. Virginia.....VA						.0
48. Washington.....WA						.0
49. West Virginia.....WV						.0
50. Wisconsin.....WI						.0
51. Wyoming.....WY						.0
52. American Samoa.....AS						.0
53. Guam.....GU						.0
54. Puerto Rico.....PR						.0
55. US Virgin Islands.....VI						.0
56. Northern Mariana Islands.....MP						.0
57. Canada.....CAN						.0
58. Aggregate Other Alien.....OT						.0
59. Totals.....	.0	.0	.0	.0	.0	.0

**NONE**



**SCHEDULE Y**

**PART 1A - DETAIL OF INSURANCE HOLDING COMPANY SYSTEM**

1	2	3	4	5	6	7	8	9	10	11	12	13	14	15	16
Group Code	Group Name	NAIC Company Code	ID Number	Federal RSSD	CIK	Name of Securities Exchange if Publicly Traded (U.S. or International)	Names of Parent, Subsidiaries or Affiliates	Domiciliary Location	Relationship to Reporting Entity	Directly Controlled by (Name of Entity/Person)	Type of Control (Ownership Board, Management, Attorney-in-Fact, Influence, Other)	If Control is Ownership Provide Percentage	Ultimate Controlling Entity(ies)/Person(s)	Is an SCA Filing Required? (Y/N)	*
<b>Members</b>															
0241	MetLife.....	00000..	13-4075851..	2945824	1099219	NYSE, ISE.....	MetLife, Inc.....	DE.....	UDP.....	Board of Directors.....	Board of Directors		Board of Directors.....	Y	
0241	MetLife.....	65978..	13-5581829..	1583845	937834		Metropolitan Life Insurance Company.....	NY.....	IA.....	MetLife, Inc.....	Ownership.....	100.000	MetLife, Inc.....	N	
0241	MetLife.....	00000..	20-2985998..				500 Grant Street GP, LLC.....	DE.....	NIA.....	Metropolitan Life Insurance Company.....	Ownership.....	100.000	MetLife, Inc.....	N	
0241	MetLife.....	00000..					500 Grant Street Associates Limited Partnership	CT.....	NIA.....	Metropolitan Life Insurance Company.....	Ownership.....	99.000	MetLife, Inc.....	N	
0241	MetLife.....	00000..					500 Grant Street Associates Limited Partnership	CT.....	NIA.....	500 Grant Street GP LLC.....	Ownership.....	1.000	MetLife, Inc.....	N	
0241	MetLife.....	00000..	22-3140349..				MetLife Retirement Services LLC.....	NJ.....	NIA.....	Metropolitan Life Insurance Company.....	Ownership.....	100.000	MetLife, Inc.....	N	
0241	MetLife.....	00000..					MLIC CB Holdings LLC.....	DE.....	NIA.....	Metropolitan Life Insurance Company.....	Ownership.....	100.000	MetLife, Inc.....	N	
0241	MetLife.....	00000..					HPZ Assets LLC.....	DE.....	NIA.....	Metropolitan Life Insurance Company.....	Ownership.....	100.000	MetLife, Inc.....	N	
0241	MetLife.....	00000..					Alternative Fuels I, LLC.....	DE.....	NIA.....	Metropolitan Life Insurance Company.....	Ownership.....	100.000	MetLife, Inc.....	N	
0241	MetLife.....	00000..	46-0800386..				CC Holdco Manager, LLC.....	DE.....	NIA.....	Metropolitan Life Insurance Company.....	Ownership.....	100.000	MetLife, Inc.....	N	
0241	MetLife.....	00000..	13-5581829..				MetLife Private Equity Holdings, LLC.....	DE.....	NIA.....	MetLife SP Holdings, LLC.....	Ownership.....	100.000	MetLife, Inc.....	N	
0241	MetLife.....	00000..					Euro CL Investments LLC.....	DE.....	NIA.....	Metropolitan Life Insurance Company.....	Ownership.....	100.000	MetLife, Inc.....	N	
0241	MetLife.....	00000..	13-5581829..				1001 Properties, LLC.....	DE.....	NIA.....	Metropolitan Life Insurance Company.....	Ownership.....	100.000	MetLife, Inc.....	N	
0241	MetLife.....	00000..	26-0291767..				6104 Hollywood, LLC.....	DE.....	NIA.....	Metropolitan Life Insurance Company.....	Ownership.....	100.000	MetLife, Inc.....	N	
0241	MetLife.....	00000..					The Building at 575 Fifth Avenue Mezzanine LLC	DE.....	NIA.....	Metropolitan Life Insurance Company.....	Ownership.....	100.000	MetLife, Inc.....	N	
0241	MetLife.....	00000..					The Building at 575 Fifth Retail Holding LLC.....	DE.....	NIA.....	The Building at 575 Fifth Avenue Mezzanine LLC	Ownership.....	100.000	MetLife, Inc.....	N	
0241	MetLife.....	00000..					The Building at 575 Fifth Retail Owner LLC.....	DE.....	NIA.....	The Building at 575 Fifth Retail Holding LLC.....	Ownership.....	100.000	MetLife, Inc.....	N	
0241	MetLife.....	00000..	20-8254446..				10700 Wilshire, LLC.....	DE.....	NIA.....	Metropolitan Life Insurance Company.....	Ownership.....	100.000	MetLife, Inc.....	N	
0241	MetLife.....	00000..	20-8342977..				Sandpiper Cove Associates II, LLC.....	DE.....	NIA.....	Metropolitan Life Insurance Company.....	Ownership.....	100.000	MetLife, Inc.....	N	
0241	MetLife.....	00000..	47-3741955..				ML Mililani Member, LLC.....	DE.....	NIA.....	Metropolitan Life Insurance Company.....	Ownership.....	95.000	MetLife, Inc.....	N	
0241	MetLife.....	00000..	47-3741955..				ML Mililani Member, LLC.....	DE.....	NIA.....	Metropolitan Tower Life Insurance Company.....	Ownership.....	5.000	MetLife, Inc.....	N	
0241	MetLife.....	00000..	47-5228317..				MCPP Owners, LLC.....	DE.....	NIA.....	Metropolitan Life Insurance Company.....	Ownership.....	87.340	MetLife, Inc.....	N	
0241	MetLife.....	00000..	47-5228317..				MCPP Owners, LLC.....	DE.....	NIA.....	Metropolitan Tower Life Insurance Company.....	Ownership.....	1.810	MetLife, Inc.....	N	
0241	MetLife.....	00000..	47-5228317..				MCPP Owners, LLC.....	DE.....	NIA.....	MTL Leasing, LLC.....	Ownership.....	10.850	MetLife, Inc.....	N	
0241	MetLife.....	00000..	20-3700390..				Viridian Miracle Mile, LLC.....	DE.....	NIA.....	Metropolitan Life Insurance Company.....	Ownership.....	100.000	MetLife, Inc.....	N	
0241	MetLife.....	00000..	98-1107266..				MetLife Canada Solar ULC.....	CAN.....	NIA.....	MetLife Capital, Limited Partnership.....	Ownership.....	100.000	MetLife, Inc.....	N	
0241	MetLife.....	00000..	86-1176467..				MEX DF Properties, LLC.....	DE.....	NIA.....	Metropolitan Life Insurance Company.....	Ownership.....	100.000	MetLife, Inc.....	N	
0241	MetLife.....	00000..					MPLife, S. de. R. L. de C.V.....	MEX.....	NIA.....	MEX DF Properties, LLC.....	Ownership.....	99.990	MetLife, Inc.....	N	
0241	MetLife.....	00000..					MPLife, S. de. R. L. de C.V.....	MEX.....	NIA.....	Euro CL Investments LLC.....	Ownership.....	0.010	MetLife, Inc.....	N	
0241	MetLife.....	00000..	55-0891973..				Corporate Real Estate Holdings, LLC.....	DE.....	NIA.....	Metropolitan Life Insurance Company.....	Ownership.....	100.000	MetLife, Inc.....	N	
0241	MetLife.....	00000..					WFP 1000 Holding Company GP, LLC.....	DE.....	NIA.....	Metropolitan Life Insurance Company.....	Ownership.....	100.000	MetLife, Inc.....	N	
0241	MetLife.....	00000..					MSV Irvine Property, LLC.....	DE.....	NIA.....	Metropolitan Life Insurance Company.....	Ownership.....	96.000	MetLife, Inc.....	N	
0241	MetLife.....	00000..					MSV Irvine Property, LLC.....	DE.....	NIA.....	Metropolitan Tower Realty Company, Inc.....	Ownership.....	4.000	MetLife, Inc.....	N	
0241	MetLife.....	00000..	13-3619870..				23rd Street Investments, Inc.....	DE.....	NIA.....	Metropolitan Life Insurance Company.....	Ownership.....	100.000	MetLife, Inc.....	Y	
0241	MetLife.....	00000..	06-1193029..				MetLife Capital Credit L.P.....	DE.....	NIA.....	Metropolitan Life Insurance Company.....	Ownership.....	99.000	MetLife, Inc.....	N	
0241	MetLife.....	00000..	06-1193029..				MetLife Capital Credit L.P.....	DE.....	NIA.....	23rd Street Investments, Inc.....	Ownership.....	1.000	MetLife, Inc.....	N	
0241	MetLife.....	00000..	91-1273824..				MetLife Capital, Limited Partnership.....	DE.....	NIA.....	Metropolitan Life Insurance Company.....	Ownership.....	99.000	MetLife, Inc.....	N	
0241	MetLife.....	00000..	91-1273824..				MetLife Capital, Limited Partnership.....	DE.....	NIA.....	23rd Street Investments, Inc.....	Ownership.....	1.000	MetLife, Inc.....	N	
0241	MetLife.....	00000..					Long Island Solar Farm, LLC.....	DE.....	NIA.....	MetLife Capital, Limited Partnership.....	Ownership.....	90.390	MetLife, Inc.....	N	

**SCHEDULE Y**

**PART 1A - DETAIL OF INSURANCE HOLDING COMPANY SYSTEM**

1	2	3	4	5	6	7	8	9	10	11	12	13	14	15	16
Group Code	Group Name	NAIC Company Code	ID Number	Federal RSSD	CIK	Name of Securities Exchange if Publicly Traded (U.S. or International)	Names of Parent, Subsidiaries or Affiliates	Domiciliary Location	Relationship to Reporting Entity	Directly Controlled by (Name of Entity/Person)	Type of Control (Ownership Board, Management, Attorney-in-Fact, Influence, Other)	If Control is Ownership Provide Percentage	Ultimate Controlling Entity(ies)/Person(s)	Is an SCA Filing Required? (Y/N)	*
0241	MetLife.....	00000..	43-1822723..	4275507			Missouri Reinsurance, Inc.....	CYM.....	IA.....	Metropolitan Life Insurance Company.....	Ownership.....	100.000	MetLife, Inc.....	Y.....	
0241	MetLife.....	00000..	13-3237278..				MetLife Holdings, Inc.....	DE.....	NIA.....	Metropolitan Life Insurance Company.....	Ownership.....	100.000	MetLife, Inc.....	Y.....	
0241	MetLife.....	00000..	13-3237275..				MetLife Credit Corp.....	DE.....	NIA.....	MetLife Holdings, Inc. (DE).....	Ownership.....	100.000	MetLife, Inc.....	N.....	
0241	MetLife.....	00000..	13-3237277..				MetLife Funding, Inc.....	DE.....	NIA.....	MetLife Holdings, Inc. (DE).....	Ownership.....	100.000	MetLife, Inc.....	N.....	
0241	MetLife.....	00000..					85 Broad Street Mezzanine LLC.....	DE.....	NIA.....	Metropolitan Life Insurance Company.....	Ownership.....	100.000	MetLife, Inc.....	N.....	
0241	MetLife.....	00000..	46-5563450..				Buford Logistics Center, LLC.....	DE.....	NIA.....	Metropolitan Life Insurance Company.....	Ownership.....	100.000	MetLife, Inc.....	N.....	
0241	MetLife.....	00000..					MetLife Park Tower Member, LLC.....	DE.....	NIA.....	Metropolitan Life Insurance Company.....	Ownership.....	100.000	MetLife, Inc.....	N.....	
0241	MetLife.....	00000..	47-5505232..				Park Tower REIT, Inc.....	DE.....	NIA.....	MetLife Park Tower Member, LLC.....	Ownership.....	100.000	MetLife, Inc.....	N.....	
0241	MetLife.....	00000..					Park Tower JV Member, LLC.....	DE.....	NIA.....	Park Tower REIT, Inc.....	Ownership.....	100.000	MetLife, Inc.....	N.....	
0241	MetLife.....	00000..	82-1637862..				MetLife Chino Member, LLC.....	DE.....	NIA.....	Metropolitan Life Insurance Company.....	Ownership.....	100.000	MetLife, Inc.....	N.....	
0241	MetLife.....	00000..	13-5581829..				MetLife Boro Station Member, LLC.....	DE.....	NIA.....	Metropolitan Life Insurance Company.....	Ownership.....	100.000	MetLife, Inc.....	N.....	
0241	MetLife.....	00000..	83-2270141..				MMP Owners, LLC.....	DE.....	NIA.....	Metropolitan Life Insurance Company.....	Ownership.....	100.000	MetLife, Inc.....	N.....	
0241	MetLife.....	00000..	13-5581829..				MetLife 8280 Member, LLC.....	DE.....	NIA.....	Metropolitan Life Insurance Company.....	Ownership.....	100.000	MetLife, Inc.....	N.....	
0241	MetLife.....	00000..	13-3170235..				Metropolitan Tower Realty Company, Inc.....	DE.....	NIA.....	Metropolitan Life Insurance Company.....	Ownership.....	100.000	MetLife, Inc.....	Y.....	
0241	MetLife.....	00000..	01-0855028..				Midtown Heights, LLC.....	DE.....	NIA.....	Metropolitan Life Insurance Company, Inc.....	Ownership.....	100.000	MetLife, Inc.....	N.....	
0241	MetLife.....	00000..	43-6026902..				White Oak Royalty Company.....	OK.....	NIA.....	Metropolitan Life Insurance Company.....	Ownership.....	100.000	MetLife, Inc.....	Y.....	
0241	MetLife.....	00000..	30-0777814..				Marketplace Residences, LLC.....	DE.....	NIA.....	Metropolitan Life Insurance Company.....	Ownership.....	100.000	MetLife, Inc.....	N.....	
0241	MetLife.....	00000..	26-2853672..				MLIC Asset Holdings LLC.....	DE.....	NIA.....	Metropolitan Life Insurance Company.....	Ownership.....	100.000	MetLife, Inc.....	N.....	
0241	MetLife.....	00000..	36-4197196..				MetLife Properties Ventures, LLC.....	DE.....	NIA.....	Metropolitan Life Insurance Company.....	Ownership.....	100.000	MetLife, Inc.....	N.....	
0241	MetLife.....	00000..	22-2375428..				Transmountain Land & Livestock Company.....	MT.....	NIA.....	Metropolitan Life Insurance Company.....	Ownership.....	100.000	MetLife, Inc.....	Y.....	
0241	MetLife.....	00000..	34-1650967..				Hyatt Legal Plans, Inc.....	DE.....	NIA.....	Metropolitan Life Insurance Company.....	Ownership.....	100.000	MetLife, Inc.....	Y.....	
0241	MetLife.....	00000..	34-1631590..				Hyatt Legal Plans of Florida, Inc.....	FL.....	NIA.....	Hyatt Legal Plans, Inc.....	Ownership.....	100.000	MetLife, Inc.....	N.....	
0241	MetLife.....	00000..	27-0226554..				MLIC Asset Holdings II LLC.....	DE.....	NIA.....	Metropolitan Life Insurance Company.....	Ownership.....	100.000	MetLife, Inc.....	N.....	
0241	MetLife.....	00000..	30-0756430..				Ei Conquistador MAH II LLC.....	DE.....	NIA.....	MLIC Asset Holdings II LLC.....	Ownership.....	100.000	MetLife, Inc.....	N.....	
0241	MetLife.....	00000..					MetLife RC SF Member, LLC.....	DE.....	NIA.....	Metropolitan Life Insurance Company.....	Ownership.....	100.000	MetLife, Inc.....	N.....	
0241	MetLife.....	00000..	20-3221642..				MetLife Mall Ventures Limited Partnership.....	DE.....	NIA.....	Metropolitan Life Insurance Company.....	Ownership.....	99.000	MetLife, Inc.....	N.....	
0241	MetLife.....	00000..	20-3221642..				MetLife Mall Ventures Limited Partnership.....	DE.....	NIA.....	Metropolitan Tower Realty Company, Inc.....	Ownership.....	1.000	MetLife, Inc.....	N.....	
0241	MetLife.....	00000..	20-8349277..				Sandpiper Cove Associates, LLC.....	DE.....	NIA.....	Metropolitan Life Insurance Company.....	Ownership.....	90.590	MetLife, Inc.....	N.....	
0241	MetLife.....	00000..	20-8349277..				Sandpiper Cove Associates, LLC.....	DE.....	NIA.....	Metropolitan Tower Realty Company, Inc.....	Ownership.....	9.410	MetLife, Inc.....	N.....	
0241	MetLife.....	00000..	13-4047186..				MetLife Tower Resources Group, Inc.....	DE.....	NIA.....	Metropolitan Life Insurance Company.....	Ownership.....	100.000	MetLife, Inc.....	Y.....	
0241	MetLife.....	00000..					Housing Fund Manager, LLC.....	DE.....	NIA.....	Metropolitan Life Insurance Company.....	Ownership.....	100.000	MetLife, Inc.....	N.....	
0241	MetLife.....	00000..	26-0405155..				MTC Fund I, LLC.....	DE.....	NIA.....	Housing Fund Manager, LLC.....	Management.....		MetLife, Inc.....	N.....	
0241	MetLife.....	00000..					MTC Fund II, LLC.....	DE.....	NIA.....	Housing Fund Manager, LLC.....	Management.....		MetLife, Inc.....	N.....	
0241	MetLife.....	00000..	14-2013939..				MTC Fund III, LLC.....	DE.....	NIA.....	Housing Fund Manager, LLC.....	Management.....		MetLife, Inc.....	N.....	
0241	MetLife.....	00000..		4254454			St. James Fleet Investments Two Limited.....	CYM.....	NIA.....	Metropolitan Life Insurance Company.....	Ownership.....	100.000	MetLife, Inc.....	Y.....	
0241	MetLife.....	00000..		4254472			Park Twenty Three Investments Company.....	GBR.....	NIA.....	St. James Fleet Investments Two Limited.....	Ownership.....	100.000	MetLife, Inc.....	N.....	
0241	MetLife.....	00000..		4254481			Convent Station Euro Investments Four Company.....	GBR.....	NIA.....	Park Twenty Three Investments Company.....	Ownership.....	100.000	MetLife, Inc.....	N.....	
0241	MetLife.....	00000..	98-0391368..	4254520			OMI MLIC Investments Limited.....	CYM.....	NIA.....	St. James Fleet Investments Two Limited.....	Ownership.....	100.000	MetLife, Inc.....	N.....	
0241	MetLife.....	00000..	46-3608641..				ML Swan Mezz, LLC.....	DE.....	NIA.....	Metropolitan Life Insurance Company.....	Ownership.....	100.000	MetLife, Inc.....	N.....	
0241	MetLife.....	00000..	46-3589015..				ML Swan GP, LLC.....	DE.....	NIA.....	ML Swan Mezz, LLC.....	Ownership.....	100.000	MetLife, Inc.....	N.....	
0241	MetLife.....	00000..	46-3616798..				ML Dolphin Mezz, LLC.....	DE.....	NIA.....	Metropolitan Life Insurance Company.....	Ownership.....	100.000	MetLife, Inc.....	N.....	
0241	MetLife.....	00000..	82-4889675..				ML Southlands Member, LLC.....	DE.....	NIA.....	Metropolitan Life Insurance Company.....	Ownership.....	60.000	MetLife, Inc.....	N.....	
0241	MetLife.....	00000..	82-4889675..				ML Southlands Member, LLC.....	DE.....	NIA.....	Metropolitan Tower Life Insurance Company.....	Ownership.....	40.000	MetLife, Inc.....	N.....	
0241	MetLife.....	00000..	82-4019470..				ML Cerritos TC Member, LLC.....	DE.....	NIA.....	Metropolitan Life Insurance Company.....	Ownership.....	60.000	MetLife, Inc.....	N.....	

97.1

**SCHEDULE Y**

**PART 1A - DETAIL OF INSURANCE HOLDING COMPANY SYSTEM**

1	2	3	4	5	6	7	8	9	10	11	12	13	14	15	16
Group Code	Group Name	NAIC Company Code	ID Number	Federal RSSD	CIK	Name of Securities Exchange if Publicly Traded (U.S. or International)	Names of Parent, Subsidiaries or Affiliates	Domiciliary Location	Relationship to Reporting Entity	Directly Controlled by (Name of Entity/Person)	Type of Control (Ownership Board, Management, Attorney-in-Fact, Influence, Other)	If Control is Ownership Provide Percentage	Ultimate Controlling Entity(ies)/Person(s)	Is an SCA Filing Required? (Y/N)	*
0241	MetLife.....	00000..	82-4019470..				ML Cerritos TC Member, LLC.....	DE.....	NIA.....	Metropolitan Tower Life Insurance Company...	Ownership.....	40.000	MetLife, Inc.....	..N.....	
0241	MetLife.....	00000..					ML Sloan's Lake Member, LLC.....	DE.....	NIA.....	Metropolitan Life Insurance Company.....	Ownership.....	55.000	MetLife, Inc.....	..N.....	
0241	MetLife.....	00000..					ML Sloan's Lake Member, LLC.....	DE.....	NIA.....	Metropolitan Tower Life Insurance Company...	Ownership.....	45.000	MetLife, Inc.....	..N.....	
0241	MetLife.....	00000..					ML Sentinel Square Member, LLC.....	DE.....	NIA.....	Metropolitan Life Insurance Company.....	Ownership.....	100.000	MetLife, Inc.....	..N.....	
0241	MetLife.....	00000..					MetLife Securitization Depositor LLC.....	DE.....	NIA.....	Metropolitan Life Insurance Company.....	Ownership.....	100.000	MetLife, Inc.....	..N.....	
0241	MetLife.....	00000..	46-3593573..				ML Dolphin GP, LLC.....	DE.....	NIA.....	ML Dolphin Mezz, LLC.....	Ownership.....	100.000	MetLife, Inc.....	..N.....	
0241	MetLife.....	00000..					Haskell East Village, LLC.....	DE.....	NIA.....	Metropolitan Life Insurance Company.....	Ownership.....	100.000	MetLife, Inc.....	..N.....	
0241	MetLife.....	00000..	46-3426206..				MetLife Cabo Hilton Member, LLC.....	DE.....	NIA.....	Metropolitan Life Insurance Company.....	Ownership.....	83.100	MetLife, Inc.....	..N.....	
0241	MetLife.....	00000..	46-3426206..				MetLife Cabo Hilton Member, LLC.....	DE.....	NIA.....	Metropolitan Tower Life Insurance Company...	Ownership.....	16.900	MetLife, Inc.....	..N.....	
0241	MetLife.....	00000..	46-0803970..				MetLife CC Member, LLC.....	DE.....	NIA.....	Metropolitan Life Insurance Company.....	Ownership.....	95.122	MetLife, Inc.....	..N.....	
0241	MetLife.....	00000..	46-0803970..				MetLife CC Member, LLC.....	DE.....	NIA.....	Metropolitan Tower Life Insurance Company...	Ownership.....	4.878	MetLife, Inc.....	..N.....	
0241	MetLife.....	00000..	13-5581829..				MetLife SP Holdings, LLC.....	DE.....	NIA.....	Metropolitan Life Insurance Company.....	Ownership.....	100.000	MetLife, Inc.....	..N.....	
0241	MetLife.....	00000..	45-4104328..				Met II Office Mezzanine, LLC.....	FL.....	NIA.....	Metropolitan Life Insurance Company.....	Ownership.....	89.583	MetLife, Inc.....	..N.....	
0241	MetLife.....	00000..	45-4104328..				Met II Office Mezzanine, LLC.....	FL.....	NIA.....	Metropolitan Tower Life Insurance Company...	Ownership.....	10.417	MetLife, Inc.....	..N.....	
0241	MetLife.....	00000..	20-8670968..				Met II Office, LLC.....	FL.....	NIA.....	Met II Office Mezzanine, LLC.....	Ownership.....	100.000	MetLife, Inc.....	..N.....	
0241	MetLife.....	00000..	80-0821598..				Oconee Hotel Company, LLC.....	DE.....	NIA.....	Metropolitan Life Insurance Company.....	Ownership.....	100.000	MetLife, Inc.....	..N.....	
0241	MetLife.....	00000..	80-0823015..				Oconee Land Company, LLC.....	DE.....	NIA.....	Metropolitan Life Insurance Company.....	Ownership.....	100.000	MetLife, Inc.....	..N.....	
0241	MetLife.....	00000..	80-0823413..				Oconee Land Development Company, LLC.....	DE.....	NIA.....	Oconee Land Company, LLC.....	Ownership.....	100.000	MetLife, Inc.....	..N.....	
0241	MetLife.....	00000..	90-0853553..				Oconee Golf Company, LLC.....	DE.....	NIA.....	Oconee Land Company, LLC.....	Ownership.....	100.000	MetLife, Inc.....	..N.....	
0241	MetLife.....	00000..	37-1694299..				Oconee Marina Company, LLC.....	DE.....	NIA.....	Oconee Land Company, LLC.....	Ownership.....	100.000	MetLife, Inc.....	..N.....	
0241	MetLife.....	00000..					1201 TAB Manager, LLC.....	DE.....	NIA.....	Metropolitan Life Insurance Company.....	Ownership.....	100.000	MetLife, Inc.....	..N.....	
0241	MetLife.....	00000..	46-2460801..				MetLife 1201 TAB Member, LLC.....	DE.....	NIA.....	Metropolitan Life Insurance Company.....	Ownership.....	96.900	MetLife, Inc.....	..N.....	
0241	MetLife.....	00000..	46-2460801..				MetLife 1201 TAB Member, LLC.....	DE.....	DS.....	Metropolitan Property and Casualty Insurance Company	Ownership.....	3.100	MetLife, Inc.....	..N.....	
0241	MetLife.....	00000..	46-2477278..				MetLife LHH Member, LLC.....	DE.....	NIA.....	Metropolitan Life Insurance Company.....	Ownership.....	99.000	MetLife, Inc.....	..N.....	
0241	MetLife.....	00000..	46-2477278..				MetLife LHH Member, LLC.....	DE.....	NIA.....	Metropolitan Tower Life Insurance Company...	Ownership.....	1.000	MetLife, Inc.....	..N.....	
0241	MetLife.....	00000..					1925 WJC Owner, LLC.....	DE.....	NIA.....	Metropolitan Life Insurance Company.....	Ownership.....	100.000	MetLife, Inc.....	..N.....	
0241	MetLife.....	00000..	26-1762232..				Boulevard Residential, LLC.....	DE.....	NIA.....	Metropolitan Life Insurance Company.....	Ownership.....	100.000	MetLife, Inc.....	..N.....	
0241	MetLife.....	00000..					MetLife Ontario Street Member, LLC.....	DE.....	NIA.....	Metropolitan Life Insurance Company.....	Ownership.....	100.000	MetLife, Inc.....	..N.....	
0241	MetLife.....	00000..	46-4158087..				MetLife 555 12th Member, LLC.....	DE.....	NIA.....	Metropolitan Life Insurance Company.....	Ownership.....	94.600	MetLife, Inc.....	..N.....	
0241	MetLife.....	00000..	46-4158087..				MetLife 555 12th Member, LLC.....	DE.....	NIA.....	Metropolitan Tower Life Insurance Company...	Ownership.....	5.400	MetLife, Inc.....	..N.....	
0241	MetLife.....	00000..	82-3135079..				150 North Riverside PE Member, LLC.....	DE.....	NIA.....	Metropolitan Life Insurance Company.....	Ownership.....	81.450	MetLife, Inc.....	..N.....	
0241	MetLife.....	00000..	82-3135079..				150 North Riverside PE Member, LLC.....	DE.....	NIA.....	Metropolitan Tower Life Insurance Company...	Ownership.....	18.550	MetLife, Inc.....	..N.....	
0241	MetLife.....	00000..	47-2085444..				ML-AI MetLife Member 2, LLC.....	DE.....	NIA.....	Metropolitan Life Insurance Company.....	Ownership.....	98.970	MetLife, Inc.....	..N.....	
0241	MetLife.....	00000..	47-2085444..				ML-AI MetLife Member 2, LLC.....	DE.....	NIA.....	Metropolitan Tower Life Insurance Company...	Ownership.....	1.030	MetLife, Inc.....	..N.....	
0241	MetLife.....	00000..					ML-AI MetLife Member 3, LLC.....	DE.....	NIA.....	Metropolitan Life Insurance Company.....	Ownership.....	100.000	MetLife, Inc.....	..N.....	
0241	MetLife.....	00000..					ML-AI MetLife Member 4, LLC.....	DE.....	NIA.....	Metropolitan Life Insurance Company.....	Ownership.....	60.000	MetLife, Inc.....	..N.....	
0241	MetLife.....	00000..					ML-AI MetLife Member 4, LLC.....	DE.....	NIA.....	Metropolitan Tower Life Insurance Company...	Ownership.....	40.000	MetLife, Inc.....	..N.....	
0241	MetLife.....	00000..	81-3382498..				MetLife ConSquare Member, LLC.....	DE.....	NIA.....	Metropolitan Life Insurance Company.....	Ownership.....	100.000	MetLife, Inc.....	..N.....	
0241	MetLife.....	00000..	13-5581829..				MetLife Member Solaire, LLC.....	DE.....	NIA.....	Metropolitan Life Insurance Company.....	Ownership.....	100.000	MetLife, Inc.....	..N.....	
0241	MetLife.....	00000..	81-0770888..				MetLife Treat Towers Member, LLC.....	DE.....	NIA.....	Metropolitan Life Insurance Company.....	Ownership.....	100.000	MetLife, Inc.....	..N.....	
0241	MetLife.....	00000..	46-4133357..				ML Bridgeside Apartments, LLC.....	DE.....	NIA.....	Metropolitan Life Insurance Company.....	Ownership.....	100.000	MetLife, Inc.....	..N.....	
0241	MetLife.....	00000..	46-4283517..				MetLife Camino Ramon Member, LLC.....	DE.....	NIA.....	Metropolitan Tower Life Insurance Company...	Ownership.....	1.000	MetLife, Inc.....	..N.....	
0241	MetLife.....	00000..	46-4283517..				MetLife Camino Ramon Member, LLC.....	DE.....	NIA.....	Metropolitan Life Insurance Company.....	Ownership.....	99.000	MetLife, Inc.....	..N.....	
0241	MetLife.....	00000..	46-4255167..				ML Terraces, LLC.....	DE.....	NIA.....	Metropolitan Life Insurance Company.....	Ownership.....	100.000	MetLife, Inc.....	..N.....	

97.2

**SCHEDULE Y**

**PART 1A - DETAIL OF INSURANCE HOLDING COMPANY SYSTEM**

1	2	3	4	5	6	7	8	9	10	11	12	13	14	15	16
Group Code	Group Name	NAIC Company Code	ID Number	Federal RSSD	CIK	Name of Securities Exchange if Publicly Traded (U.S. or International)	Names of Parent, Subsidiaries or Affiliates	Domiciliary Location	Relationship to Reporting Entity	Directly Controlled by (Name of Entity/Person)	Type of Control (Ownership Board, Management, Attorney-in-Fact, Influence, Other)	If Control is Ownership Provide Percentage	Ultimate Controlling Entity(ies)/Person(s)	Is an SCA Filing Required? (Y/N)	*
0241	MetLife.....	00000..					MetLife CB W/A, LLC.....	DE.....	NIA.....	Metropolitan Life Insurance Company.....	Ownership.....	100.000	MetLife, Inc.....	..N.....	
0241	MetLife.....	00000..	47-1970965..				ML New River Village III, LLC.....	DE.....	NIA.....	Metropolitan Life Insurance Company.....	Ownership.....	100.000	MetLife, Inc.....	..N.....	
0241	MetLife.....	00000..					MetLife 1007 Stewart, LLC.....	DE.....	NIA.....	Metropolitan Life Insurance Company.....	Ownership.....	100.000	MetLife, Inc.....	..N.....	
0241	MetLife.....	00000..					Chestnut Flats Wind, LLC.....	DE.....	NIA.....	Metropolitan Life Insurance Company.....	Ownership.....	100.000	MetLife, Inc.....	..N.....	
0241	MetLife.....	00000..	46-4129811..				MetLife 425 MKT Member, LLC.....	DE.....	NIA.....	Metropolitan Life Insurance Company.....	Ownership.....	100.000	MetLife, Inc.....	..N.....	
0241	MetLife.....	00000..	13-5581829..				Southcreek Industrial Holdings, LLC.....	DE.....	NIA.....	Metropolitan Life Insurance Company.....	Ownership.....	100.000	MetLife, Inc.....	..N.....	
0241	MetLife.....	00000..	46-4229772..				MetLife THR Investor, LLC.....	DE.....	NIA.....	Metropolitan Life Insurance Company.....	Ownership.....	100.000	MetLife, Inc.....	..N.....	
0241	MetLife.....	00000..					MetLife OFC Member, LLC.....	DE.....	NIA.....	Metropolitan Life Insurance Company.....	Ownership.....	100.000	MetLife, Inc.....	..N.....	
0241	MetLife.....	00000..	47-1256270..				MetLife OBS Member, LLC.....	DE.....	NIA.....	Metropolitan Life Insurance Company.....	Ownership.....	100.000	MetLife, Inc.....	..N.....	
0241	MetLife.....	00000..					MetLife FM Hotel Member, LLC.....	DE.....	NIA.....	Metropolitan Life Insurance Company.....	Ownership.....	100.000	MetLife, Inc.....	..N.....	
0241	MetLife.....	00000..					LHCW Holdings (U.S.) LLC.....	DE.....	NIA.....	MetLife FM Hotel Member, LLC.....	Ownership.....	100.000	MetLife, Inc.....	..N.....	
0241	MetLife.....	00000..					LHC Holdings (U.S.) LLC.....	DE.....	NIA.....	LHCW Holdings (U.S.) LLC.....	Ownership.....	100.000	MetLife, Inc.....	..N.....	
0241	MetLife.....	00000..					LHCW Hotel Holding (U.S.) LLC.....	DE.....	NIA.....	LHC Holdings (U.S.) LLC.....	Ownership.....	100.000	MetLife, Inc.....	..N.....	
0241	MetLife.....	00000..					LHCW Hotel Holding (2002) LLC.....	DE.....	NIA.....	LHCW Hotel Holding (U.S.) LLC.....	Ownership.....	100.000	MetLife, Inc.....	..N.....	
0241	MetLife.....	00000..					LHCW Hotel Operating Company (2002) LLC.....	DE.....	NIA.....	LHCW Hotel Holding (U.S.) LLC.....	Ownership.....	100.000	MetLife, Inc.....	..N.....	
0241	MetLife.....	00000..	46-4584166..				ML Southmore, LLC.....	DE.....	NIA.....	Metropolitan Life Insurance Company.....	Ownership.....	99.000	MetLife, Inc.....	..N.....	
0241	MetLife.....	00000..	46-4584166..				ML Southmore, LLC.....	DE.....	NIA.....	Metropolitan Tower Life Insurance Company..	Ownership.....	1.000	MetLife, Inc.....	..N.....	
0241	MetLife.....	00000..					MetLife HCMJV 1 GP, LLC.....	DE.....	NIA.....	Metropolitan Life Insurance Company.....	Ownership.....	100.000	MetLife, Inc.....	..N.....	
0241	MetLife.....	00000..	46-4196012..				ML-AI MetLife Member 1, LLC.....	DE.....	NIA.....	Metropolitan Life Insurance Company.....	Ownership.....	95.199	MetLife, Inc.....	..N.....	
0241	MetLife.....	00000..	46-4196012..				ML-AI MetLife Member 1, LLC.....	DE.....	DS.....	Metropolitan Property and Casualty Insurance Company MetLife Global Holding Company II GmbH (Swiss)	Ownership.....	4.801	MetLife, Inc.....	..N.....	
0241	MetLife.....	00000..	13-3759652..	3166279			MetLife International Holdings, LLC.....	DE.....	NIA.....	MetLife International Holdings, LLC.....	Ownership.....	100.000	MetLife, Inc.....	..N.....	
0241	MetLife.....	00000..	13-3953333..	3166372			Natiloportem Holdings, LLC.....	DE.....	NIA.....	MetLife International Holdings, LLC.....	Ownership.....	100.000	MetLife, Inc.....	..N.....	
0241	MetLife.....	00000..		3166402			Excelencia Operativa y Tecnologica, S.A. de C.V. (Mexico)	MEX.....	NIA.....	Natiloportem Holdings, LLC.....	Ownership.....	99.000	MetLife, Inc.....	..N.....	
0241	MetLife.....	00000..		3166402			Excelencia Operativa y Tecnologica, S.A. de C.V. (Mexico)	MEX.....	NIA.....	MetLife Mexico Servicios, S.A. de C.V.....	Ownership.....	1.000	MetLife, Inc.....	..N.....	
0241	MetLife.....	00000..		3373705			MLA Comercial, S.A. de C.V. (Mexico).....	MEX.....	NIA.....	Excelencia Operativa y Tecnologica, S.A. de C.V.	Ownership.....	99.000	MetLife, Inc.....	..N.....	
0241	MetLife.....	00000..		3373705			MLA Comercial, S.A. de C.V. (Mexico).....	MEX.....	NIA.....	MetLife Mexico Servicios, S.A. de C.V.....	Ownership.....	1.000	MetLife, Inc.....	..N.....	
0241	MetLife.....	00000..		3373714			MLA Servicios S.A. de C.V. (Mexico).....	MEX.....	NIA.....	Excelencia Operativa y Tecnologica, S.A. de C.V.	Ownership.....	99.000	MetLife, Inc.....	..N.....	
0241	MetLife.....	00000..		3373714			MLA Servicios S.A. de C.V. (Mexico).....	MEX.....	NIA.....	MetLife Mexico Servicios, S.A. de C.V.....	Ownership.....	1.000	MetLife, Inc.....	..N.....	
0241	MetLife.....	00000..		4240907			MM Global Operations Support Center, S.A. de C.V.	MEX.....	NIA.....	MetLife Global Holding Company II GmbH (Swiss)	Ownership.....	100.000	MetLife, Inc.....	..N.....	
0241	MetLife.....	00000..		4240907			MM Global Operations Support Center, S.A. de C.V.	MEX.....	NIA.....	MetLife Global Holding Company I GmbH (Swiss)	Ownership.....		MetLife, Inc.....	..N.....	
0241	MetLife.....	00000..		4254995			Fundacion MetLife Mexico, A.C.....	MEX.....	NIA.....	MM Global Operations Support Center, S.A. de C.V., S.A. de C.V.	Ownership.....	100.000	MetLife, Inc.....	..N.....	
0241	MetLife.....	00000..		3166318			Metropolitan Life Seguros e Previdencia Privada S.A. (Brazil)	BRA.....	IA.....	MetLife International Holdings, LLC.....	Ownership.....	66.662	MetLife, Inc.....	..N.....	
0241	MetLife.....	00000..		3166318			Metropolitan Life Seguros e Previdencia Privada S.A. (Brazil)	BRA.....	IA.....	MetLife Worldwide Holdings, LLC.....	Ownership.....	33.337	MetLife, Inc.....	..N.....	
0241	MetLife.....	00000..		3166318			Metropolitan Life Seguros e Previdencia Privada S.A. (Brazil)	BRA.....	IA.....	Natiloportem Holdings, LLC.....	Ownership.....	0.001	MetLife, Inc.....	..N.....	

97.3

## SCHEDULE Y

## PART 1A - DETAIL OF INSURANCE HOLDING COMPANY SYSTEM

1	2	3	4	5	6	7	8	9	10	11	12	13	14	15	16
Group Code	Group Name	NAIC Company Code	ID Number	Federal RSSD	CIK	Name of Securities Exchange if Publicly Traded (U.S. or International)	Names of Parent, Subsidiaries or Affiliates	Domiciliary Location	Relationship to Reporting Entity	Directly Controlled by (Name of Entity/Person)	Type of Control (Ownership Board, Management, Attorney-in-Fact, Influence, Other)	If Control is Ownership Provide Percentage	Ultimate Controlling Entity(ies)/Person(s)	Is an SCA Filing Required? (Y/N)	*
0241	MetLife.....	00000...		4191616			MetLife Ireland Holdings One Limited.....	IRL.....	NIA.....	MetLife International Holdings, LLC.....	Ownership.....	100.000	MetLife, Inc.....	N.....	
0241	MetLife.....	00000...		4189846			MetLife Global Holdings Corporation S.A. de C.V. (Mexico)	MEX.....	NIA.....	MetLife Ireland Holdings One Limited.....	Ownership.....	98.900	MetLife, Inc.....	N.....	
0241	MetLife.....	00000...		4189846			MetLife Global Holdings Corporation S.A. de C.V. (Mexico)	MEX.....	NIA.....	MetLife International Limited, LLC.....	Ownership.....	1.100	MetLife, Inc.....	N.....	
0241	MetLife.....	00000...	13-3047691..				Metropolitan Global Management, LLC.....	IRL.....	NIA.....	MetLife Global Holdings Corporation S.A. de C.V.	Ownership.....	99.700	MetLife, Inc.....	N.....	
0241	MetLife.....	00000...	13-3047691..				Metropolitan Global Management, LLC.....	IRL.....	NIA.....	MetLife International Holdings, LLC.....	Ownership.....	0.300	MetLife, Inc.....	N.....	
0241	MetLife.....	00000...	AA-2730030.	3165740			MetLife Mexico Holding S. de R.L. de C.V.....	MEX.....	IA.....	Metropolitan Global Management, LLC.....	Ownership.....	100.000	MetLife, Inc.....	N.....	
0241	MetLife.....	00000...	AA-2730030.	3165740			MetLife Mexico Holding S. de R.L. de C.V.....	MEX.....	IA.....	Excelencia Operativa y Tecnologica, S.A. de C.V.	Ownership.....		MetLife, Inc.....	N.....	
0241	MetLife.....	00000...	AA-2730030.	3165740			MetLife Mexico S.A.....	MEX.....	IA.....	MetLife Mexico Holdings, S. de R.L. de C.V....	Ownership.....	99.050	MetLife, Inc.....	N.....	
0241	MetLife.....	00000...	AA-2730030.	3165740			MetLife Mexico S.A.....	MEX.....	IA.....	MetLife International Holdings, LLC.....	Ownership.....	0.950	MetLife, Inc.....	N.....	
0241	MetLife.....	00000...		4241061			ML Capacitacion Comercial S.A. de C.V. (Mexico)	MEX.....	NIA.....	MetLife Mexico S.A.....	Ownership.....	99.000	MetLife, Inc.....	N.....	
0241	MetLife.....	00000...		4241061			ML Capacitacion Comercial S.A. de C.V. (Mexico)	MEX.....	NIA.....	MetLife Mexico Servicios, S.A. de C.V.....	Ownership.....	1.000	MetLife, Inc.....	N.....	
0241	MetLife.....	00000...		3165795			MetLife Pensiones Mexico S.A.....	MEX.....	IA.....	MetLife Mexico Holdings, S. de R.L. de C.V....	Ownership.....	97.513	MetLife, Inc.....	N.....	
0241	MetLife.....	00000...		3165795			MetLife Pensiones Mexico S.A.....	MEX.....	IA.....	MetLife International Holdings, LLC.....	Ownership.....	2.488	MetLife, Inc.....	N.....	
0241	MetLife.....	00000...		3267390			MetLife Mexico Servicios S.A. de C.V.....	MEX.....	NIA.....	MetLife Mexico Holdings, S. de R.L. de C.V....	Ownership.....	98.000	MetLife, Inc.....	N.....	
0241	MetLife.....	00000...		3267390			MetLife Mexico Servicios S.A. de C.V.....	MEX.....	NIA.....	MetLife International Holdings, LLC.....	Ownership.....	2.000	MetLife, Inc.....	N.....	
0241	MetLife.....	00000...	AA-5420018.	3166288			MetLife Insurance Company of Korea, Limited..	KOR.....	IA.....	MetLife Mexico S.A.....	Ownership.....	14.640	MetLife, Inc.....	N.....	
0241	MetLife.....	00000...	AA-5420018.	3166288			MetLife Insurance Company of Korea, Limited..	KOR.....	IA.....	Metropolitan Global Management, LLC.....	Ownership.....	85.360	MetLife, Inc.....	N.....	
0241	MetLife.....	00000...					MetLife Financial Services, Co., Ltd. (South Korea)	KOR.....	NIA.....	MetLife Insurance Company of Korea, Limited	Ownership.....	100.000	MetLife, Inc.....	N.....	
0241	MetLife.....	00000...		4200880			MetLife Ireland Treasury d.a.c.....	IRL.....	NIA.....	MetLife Global Holdings Corporation S.A. de C.V.	Ownership.....	100.000	MetLife, Inc.....	N.....	
0241	MetLife.....	00000...	AA-1930041.	1173714			MetLife Insurance Limited (Australia).....	AUS.....	IA.....	MetLife Ireland Treasury d.a.c.....	Ownership.....	91.165	MetLife, Inc.....	N.....	
0241	MetLife.....	00000...	AA-1930041.	1173714			MetLife Insurance Limited (Australia).....	AUS.....	IA.....	MetLife Global Holdings Corporation S.A. de C.V.	Ownership.....	8.835	MetLife, Inc.....	N.....	
0241	MetLife.....	00000...					The Direct Call Center PTY Limited (Australia)..	AUS.....	NIA.....	MetLife Insurance Limited (Australia).....	Ownership.....	100.000	MetLife, Inc.....	N.....	
0241	MetLife.....	00000...		4239358			MetLife Investments PTY Limited (Australia)....	AUS.....	NIA.....	MetLife Insurance Limited (Australia).....	Ownership.....	100.000	MetLife, Inc.....	N.....	
0241	MetLife.....	00000...		4239367			MetLife Insurance and Investment Trust (Australia)	AUS.....	NIA.....	MetLife Investments PTY Limited.....	Ownership.....	100.000	MetLife, Inc.....	N.....	
0241	MetLife.....	00000...		1173732			MetLife General Insurance Limited (Australia)..	AUS.....	IA.....	MetLife Ireland Treasury d.a.c.....	Ownership.....	100.000	MetLife, Inc.....	N.....	
0241	MetLife.....	00000...					MetLife International Limited, LLC (DE).....	DE.....	NIA.....	MetLife International Holdings, LLC.....	Ownership.....	100.000	MetLife, Inc.....	N.....	
0241	MetLife.....	00000...					AmMetLife Insurance Berhad.....	MYS.....	IA.....	MetLife International Holdings, LLC.....	Ownership.....	50.000	MetLife, Inc.....	N.....	
0241	MetLife.....	00000...					MAXIS GBN S.A.S.....	FRA.....	NIA.....	MetLife International Holdings, LLC.....	Ownership.....	50.000	MetLife, Inc.....	N.....	
0241	MetLife.....	00000...	AA-5480033.				AmMetLife Takaful Berhad.....	MYS.....	IA.....	MetLife International Holdings, LLC.....	Ownership.....	50.000	MetLife, Inc.....	N.....	
0241	MetLife.....	00000...					MetLife Asia Limited (Hong Kong).....	HKG.....	NIA.....	MetLife International Holdings, LLC.....	Ownership.....	100.000	MetLife, Inc.....	N.....	
0241	MetLife.....	00000...		3166309			Metropolitan Life Insurance Company of Hong Kong Limited	HKG.....	IA.....	MetLife International Holdings, LLC.....	Ownership.....	99.999	MetLife, Inc.....	N.....	
0241	MetLife.....	00000...		3166309			Metropolitan Life Insurance Company of Hong Kong Limited	HKG.....	IA.....	Natiloportem Holdings, LLC.....	Ownership.....	0.001	MetLife, Inc.....	N.....	

## SCHEDULE Y

### PART 1A - DETAIL OF INSURANCE HOLDING COMPANY SYSTEM

1	2	3	4	5	6	7	8	9	10	11	12	13	14	15	16
Group Code	Group Name	NAIC Company Code	ID Number	Federal RSSD	CIK	Name of Securities Exchange if Publicly Traded (U.S. or International)	Names of Parent, Subsidiaries or Affiliates	Domiciliary Location	Relationship to Reporting Entity	Directly Controlled by (Name of Entity/Person)	Type of Control (Ownership Board, Management, Attorney-in-Fact, Influence, Other)	If Control is Ownership Provide Percentage	Ultimate Controlling Entity(ies)/Person(s)	Is an SCA Filing Required? (Y/N)	*
0241	MetLife.....	00000..		4195913			MetLife Planos Odontologicos Ltda. (Brazil).....	BRA.....	IA.....	MetLife International Holdings, LLC.....	Ownership.....	99.999	MetLife, Inc.....	.N.....	
0241	MetLife.....	00000..		4195913			MetLife Planos Odontologicos Ltda. (Brazil).....	BRA.....	IA.....	Natiloportem Holdings, LLC.....	Ownership.....	0.001	MetLife, Inc.....	.N.....	
0241	MetLife.....	00000..	20-5894439..	3373639			MetLife Global, Inc.....	DE.....	NIA.....	MetLife, Inc.....	Ownership.....	100.000	MetLife, Inc.....	.N.....	
0241	MetLife.....	00000..		4189837			Inversiones MetLife Holdco Dos Limitada (Chile).....	CHL.....	NIA.....	MetLife International Holdings, LLC.....	Ownership.....	0.001	MetLife, Inc.....	.N.....	
0241	MetLife.....	00000..		4189837			Inversiones MetLife Holdco Dos Limitada (Chile).....	CHL.....	NIA.....	Natiloportem Holdings, LLC.....	Ownership.....		MetLife, Inc.....	.N.....	
0241	MetLife.....	00000..		4189837			Inversiones MetLife Holdco Dos Limitada (Chile).....	CHL.....	NIA.....	MetLife, Inc.....	Ownership.....	99.999	MetLife, Inc.....	.N.....	
0241	MetLife.....	00000..	AA-2130012..	1641857			MetLife Seguros S.A. (Argentina).....	ARG.....	IA.....	MetLife International Holdings, LLC.....	Ownership.....	95.524	MetLife, Inc.....	.N.....	
0241	MetLife.....	00000..	AA-2130012..	1641857			MetLife Seguros S.A. (Argentina).....	ARG.....	IA.....	Natiloportem Holdings, LLC.....	Ownership.....	2.675	MetLife, Inc.....	.N.....	
0241	MetLife.....	00000..	AA-2130012..	4251145			MetLife Seguros S.A. (Argentina).....	ARG.....	IA.....	International Technical and Advisory Services Limited (DE).....	Ownership.....	1.801	MetLife, Inc.....	.N.....	
0241	MetLife.....	00000..		2327738			Compania Inversora MetLife S.A. (Argentina).....	ARG.....	NIA.....	MetLife International Holdings, LLC.....	Ownership.....	95.460	MetLife, Inc.....	.N.....	
0241	MetLife.....	00000..		2327738			Compania Inversora MetLife S.A. (Argentina).....	ARG.....	NIA.....	Natiloportem Holdings, LLC.....	Ownership.....	4.540	MetLife, Inc.....	.N.....	
0241	MetLife.....	00000..		4247296			MetLife Servicios S.A. (Argentina).....	ARG.....	NIA.....	Compania Inversora MetLife S.A.....	Ownership.....	18.870	MetLife, Inc.....	.N.....	
0241	MetLife.....	00000..		4247296			MetLife Servicios S.A. (Argentina).....	ARG.....	NIA.....	MetLife Seguros S.A.....	Ownership.....	79.880	MetLife, Inc.....	.N.....	
0241	MetLife.....	00000..		4247296			MetLife Servicios S.A. (Argentina).....	ARG.....	NIA.....	Natiloportem Holdings, LLC.....	Ownership.....	0.990	MetLife, Inc.....	.N.....	
0241	MetLife.....	00000..		4247296			MetLife Servicios S.A. (Argentina).....	ARG.....	NIA.....	MetLife Seguros de Retiro S.A.....	Ownership.....	0.260	MetLife, Inc.....	.N.....	
0241	MetLife.....	00000..	06-1597037..	2985727			MetLife Worldwide Holdings, LLC.....	DE.....	NIA.....	MetLife International Holdings, LLC.....	Ownership.....	100.000	MetLife, Inc.....	.N.....	
0241	MetLife.....	00000..	AA-5324104..	3144558			MetLife Limited (Hong Kong).....	HKG.....	IA.....	MetLife Worldwide Holdings, LLC.....	Ownership.....	100.000	MetLife, Inc.....	.N.....	
0241	MetLife.....	00000..					BIDV MetLife Life Insurance Limited Liability Company.....	VNM.....	IA.....	MetLife Limited (Hong Kong).....	Ownership.....	60.000	MetLife, Inc.....	.N.....	
0241	MetLife.....	00000..		2704610			Best Market S.A. (Argentina).....	ARG.....	NIA.....	MetLife International Holdings, LLC.....	Ownership.....	95.000	MetLife, Inc.....	.N.....	
0241	MetLife.....	00000..		2704610			Best Market S.A. (Argentina).....	ARG.....	NIA.....	Natiloportem Holdings, LLC.....	Ownership.....	5.000	MetLife, Inc.....	.N.....	
0241	MetLife.....	00000..	AA-5344102..	3166411			PNB MetLife India Insurance Company Limited.....	IND.....	IA.....	MetLife International Holdings, LLC.....	Ownership.....	32.050	MetLife, Inc.....	.N.....	
0241	MetLife.....	00000..	AA-2130046..	1388303			MetLife Seguros de Retiro S.A. (Argentina).....	ARG.....	IA.....	MetLife International Holdings, LLC.....	Ownership.....	96.890	MetLife, Inc.....	.N.....	
0241	MetLife.....	00000..	AA-2130046..	1388303			MetLife Seguros de Retiro S.A. (Argentina).....	ARG.....	IA.....	Natiloportem Holdings, LLC.....	Ownership.....	3.110	MetLife, Inc.....	.N.....	
0241	MetLife.....	00000..	AA-2130046..	4321758			MetLife Seguros de Retiro S.A. (Argentina).....	ARG.....	IA.....	International Technical and Advisory Services Limited (DE).....	Ownership.....		MetLife, Inc.....	.N.....	
0241	MetLife.....	00000..		3373648			MetLife Administradora de Fondos Multipatrocinados Ltda. (Brazil).....	BRA.....	NIA.....	MetLife International Holdings, LLC.....	Ownership.....	100.000	MetLife, Inc.....	.N.....	
0241	MetLife.....	00000..		3373648			MetLife Administradora de Fondos Multipatrocinados Ltda. (Brazil).....	BRA.....	NIA.....	Natiloportem Holdings, LLC.....	Ownership.....		MetLife, Inc.....	.N.....	
0241	MetLife.....	26298..	13-2725441..	3219728			Metropolitan Property and Casualty Insurance Company.....	RI.....	RE.....	MetLife, Inc.....	Ownership.....	100.000	MetLife, Inc.....	.N.....	
0241	MetLife.....	39950..	22-2342710..				Metropolitan General Insurance Company.....	RI.....	DS.....	Metropolitan Property and Casualty Insurance Company.....	Ownership.....	100.000	MetLife, Inc.....	.N.....	
0241	MetLife.....	40169..	05-0393243..				Metropolitan Casualty Insurance Company.....	RI.....	DS.....	Metropolitan Property and Casualty Insurance Company.....	Ownership.....	100.000	MetLife, Inc.....	.N.....	
0241	MetLife.....	25321..	23-1903575..				Metropolitan Direct Property and Casualty Insurance Company.....	RI.....	DS.....	Metropolitan Property and Casualty Insurance Company.....	Ownership.....	100.000	MetLife, Inc.....	.N.....	
0241	MetLife.....	22926..	36-1022580..				Economy Fire & Casualty Company.....	IL.....	DS.....	Metropolitan Property and Casualty Insurance Company.....	Ownership.....	100.000	MetLife, Inc.....	.N.....	
0241	MetLife.....	38067..	36-3027848..				Economy Preferred Insurance Company.....	IL.....	DS.....	Economy Fire & Casualty Company.....	Ownership.....	100.000	MetLife, Inc.....	.N.....	
0241	MetLife.....	40649..	36-3105737..				Economy Premier Assurance Company.....	IL.....	DS.....	Economy Fire & Casualty Company.....	Ownership.....	100.000	MetLife, Inc.....	.N.....	

97.5

**SCHEDULE Y**

**PART 1A - DETAIL OF INSURANCE HOLDING COMPANY SYSTEM**

1	2	3	4	5	6	7	8	9	10	11	12	13	14	15	16
Group Code	Group Name	NAIC Company Code	ID Number	Federal RSSD	CIK	Name of Securities Exchange if Publicly Traded (U.S. or International)	Names of Parent, Subsidiaries or Affiliates	Domiciliary Location	Relationship to Reporting Entity	Directly Controlled by (Name of Entity/Person)	Type of Control (Ownership Board, Management, Attorney-in-Fact, Influence, Other)	If Control is Ownership Provide Percentage	Ultimate Controlling Entity(ies)/Person(s)	Is an SCA Filing Required? (Y/N)	*
0241	MetLife.....	00000..	95-3003951..				MetLife Auto & Home Insurance Agency, Inc.....	RI.....	DS.....	Metropolitan Property and Casualty Insurance Company	Ownership.....	100.000	MetLife, Inc.....	Y.....	
0241	MetLife.....	34339..	13-2915260..				Metropolitan Group Property and Casualty Insurance Company	RI.....	DS.....	Metropolitan Property and Casualty Insurance Company	Ownership.....	100.000	MetLife, Inc.....	N.....	
0241	MetLife.....	00000..	05-0476998..				Metropolitan Lloyds, Inc.....	TX.....	DS.....	Metropolitan Property and Casualty Insurance Company	Ownership.....	100.000	MetLife, Inc.....	Y.....	
0241	MetLife.....	13938..	75-2483187..				Metropolitan Lloyds Insurance Company of Texas	TX.....	DS.....	Metropolitan Lloyds, Inc.....	Attorney-in-fact.....		MetLife, Inc.....	N.....	
0241	MetLife.....	00000..					Sino-US United MetLife Insurance Co. Ltd.....	CHN.....	IA.....	Metropolitan Life Insurance Company.....	Ownership.....	50.000	MetLife, Inc.....	N.....	
0241	MetLife.....	00000..	13-4153151..				MetLife Canadian Property Ventures LLC.....	NY.....	NIA.....	Metropolitan Life Insurance Company.....	Ownership.....	100.000	MetLife, Inc.....	N.....	
0241	MetLife.....	00000..					MetLife Property Ventures Canada ULC.....	CAN.....	NIA.....	Metropolitan Life Insurance Company.....	Ownership.....	100.000	MetLife, Inc.....	N.....	
0241	MetLife.....	97136..	13-3114906..	3219773			Metropolitan Tower Life Insurance Company.....	NE.....	IA.....	MetLife, Inc.....	Ownership.....	100.000	MetLife, Inc.....	N.....	
0241	MetLife.....	00000..	38-4035918..				MetLife Assignment Company, Inc (DE).....	DE.....	NIA.....	Metropolitan Tower Life Insurance Company...	Ownership.....	100.000	MetLife, Inc.....	Y.....	
0241	MetLife.....	00000..					EntreCap Real Estate II, LLC.....	DE.....	NIA.....	Metropolitan Tower Life Insurance Company...	Ownership.....	100.000	MetLife, Inc.....	N.....	
0241	MetLife.....	00000..					PREFCO Dix-Huit LLC.....	CT.....	NIA.....	EntreCap Real Estate II, LLC.....	Ownership.....	100.000	MetLife, Inc.....	N.....	
0241	MetLife.....	00000..					PREFCO X Holdings LLC.....	CT.....	NIA.....	EntreCap Real Estate II, LLC.....	Ownership.....	100.000	MetLife, Inc.....	N.....	
0241	MetLife.....	00000..					PREFCO Ten Limited Partnership.....	CT.....	NIA.....	EntreCap Real Estate II, LLC.....	Ownership.....	99.900	MetLife, Inc.....	N.....	
0241	MetLife.....	00000..					PREFCO Ten Limited Partnership.....	CT.....	NIA.....	PREFCO X Holdings LLC.....	Ownership.....	0.100	MetLife, Inc.....	N.....	
0241	MetLife.....	00000..					PREFCO Vingt LLC.....	CT.....	NIA.....	EntreCap Real Estate II, LLC.....	Ownership.....	100.000	MetLife, Inc.....	N.....	
0241	MetLife.....	00000..					PREFCO Twenty Limited Partnership.....	CT.....	NIA.....	EntreCap Real Estate II, LLC.....	Ownership.....	99.000	MetLife, Inc.....	N.....	
0241	MetLife.....	00000..					PREFCO Twenty Limited Partnership.....	CT.....	NIA.....	PREFCO Vingt LLC.....	Ownership.....	1.000	MetLife, Inc.....	N.....	
0241	MetLife.....	00000..					Plaza Drive Properties, LLC.....	DE.....	NIA.....	Metropolitan Tower Life Insurance Company...	Ownership.....	100.000	MetLife, Inc.....	N.....	
0241	MetLife.....	00000..					MTL Leasing, LLC.....	DE.....	NIA.....	Metropolitan Tower Life Insurance Company...	Ownership.....	100.000	MetLife, Inc.....	N.....	
0241	MetLife.....	00000..					PREFCO IX Realty LLC.....	CT.....	NIA.....	MTL Leasing, LLC.....	Ownership.....	100.000	MetLife, Inc.....	N.....	
0241	MetLife.....	00000..					PREFCO XIV Holdings LLC.....	CT.....	NIA.....	MTL Leasing, LLC.....	Ownership.....	100.000	MetLife, Inc.....	N.....	
0241	MetLife.....	00000..					PREFCO Fourteen Limited Partnership.....	CT.....	NIA.....	MTL Leasing, LLC.....	Ownership.....	99.900	MetLife, Inc.....	N.....	
0241	MetLife.....	00000..					PREFCO Fourteen Limited Partnership.....	CT.....	NIA.....	PREFCO XIV Holdings LLC.....	Ownership.....	0.100	MetLife, Inc.....	N.....	
0241	MetLife.....	00000..					1320 Venture LLC.....	DE.....	NIA.....	MTL Leasing, LLC.....	Ownership.....	100.000	MetLife, Inc.....	N.....	
0241	MetLife.....	00000..	13-3114906..				1320 GP LLC.....	DE.....	NIA.....	MTL Leasing, LLC.....	Ownership.....	100.000	MetLife, Inc.....	N.....	
0241	MetLife.....	00000..	38-3846857..				1320 Owner LP.....	DE.....	NIA.....	1320 Venture LLC.....	Ownership.....	99.900	MetLife, Inc.....	N.....	
0241	MetLife.....	00000..	38-3846857..				1320 Owner LP.....	DE.....	NIA.....	1320 GP LLC.....	Ownership.....	0.100	MetLife, Inc.....	N.....	
0241	MetLife.....	00000..		3077272			MetLife Chile Inversiones Limitada.....	CHL.....	NIA.....	MetLife, Inc.....	Ownership.....	72.351	MetLife, Inc.....	N.....	
0241	MetLife.....	00000..		3077272			MetLife Chile Inversiones Limitada.....	CHL.....	NIA.....	Inversiones MetLife Holdco Dos Limitada.....	Ownership.....	2.767	MetLife, Inc.....	N.....	
0241	MetLife.....	00000..		3077272			MetLife Chile Inversiones Limitada.....	CHL.....	NIA.....	Natloportem Holdings, LLC.....	Ownership.....		MetLife, Inc.....	N.....	
0241	MetLife.....	00000..		3077272			MetLife Chile Inversiones Limitada.....	CHL.....	NIA.....	American Life Insurance Company.....	Ownership.....	24.882	MetLife, Inc.....	N.....	
0241	MetLife.....	00000..	82-2405817..				MetLife Investment Management Holdings, LLC	DE.....	NIA.....	MetLife, Inc.....	Ownership.....	100.000	MetLife, Inc.....	N.....	
0241	MetLife.....	00000..	20-8262386..				Logan Circle Partners, L.P.....	PA.....	NIA.....	MetLife Investment Management Holdings, LLC	Ownership.....	100.000	MetLife, Inc.....	N.....	
0241	MetLife.....	00000..	20-8262288..				Logan Circle Partners GP, LLC.....	PA.....	NIA.....	MetLife Investment Management Holdings, LLC	Ownership.....	100.000	MetLife, Inc.....	N.....	
0241	MetLife.....	00000..					MetLife Real Estate Lending Manager LLC.....	DE.....	NIA.....	MetLife Investment Management Holdings, LLC	Ownership.....	100.000	MetLife, Inc.....	N.....	
0241	MetLife.....	00000..					MetLife Real Estate Lending LLC.....	DE.....	NIA.....	MetLife Investment Management Holdings, LLC	Ownership.....	100.000	MetLife, Inc.....	N.....	

97.6

**SCHEDULE Y**

**PART 1A - DETAIL OF INSURANCE HOLDING COMPANY SYSTEM**

1	2	3	4	5	6	7	8	9	10	11	12	13	14	15	16
Group Code	Group Name	NAIC Company Code	ID Number	Federal RSSD	CIK	Name of Securities Exchange if Publicly Traded (U.S. or International)	Names of Parent, Subsidiaries or Affiliates	Domiciliary Location	Relationship to Reporting Entity	Directly Controlled by (Name of Entity/Person)	Type of Control (Ownership Board, Management, Attorney-in-Fact, Influence, Other)	If Control is Ownership Provide Percentage	Ultimate Controlling Entity(ies)/Person(s)	Is an SCA Filing Required? (Y/N)	*
0241	MetLife.....	00000..					ML Venture 1 Manager, S. de R.L. de C.V. (Mexico)	MEX.....	NIA.....	MetLife Investment Management Holdings, LLC	Ownership.....	99.900	MetLife, Inc.....	..N.....	
0241	MetLife.....	00000..					ML Venture 1 Manager, S. de R.L. de C.V. (Mexico)	MEX.....	NIA.....	MetLife Investment Management Holdings (Ireland) Limited	Ownership.....	0.100	MetLife, Inc.....	..N.....	
0241	MetLife.....	00000..	38-3853223..				Logan Circle Partners I LLC	PA.....	NIA.....	Logan Circle Partners, L.P.	Ownership.....	100.000	MetLife, Inc.....	..N.....	
0241	MetLife.....	00000..	26-0333595..				Logan Circle Partners Investment Management LLC	DE.....	NIA.....	Logan Circle Partners, L.P.	Ownership.....	100.000	MetLife, Inc.....	..N.....	
0241	MetLife.....	00000..	AA-2280000..	3179774			MetLife Chile Seguros de Vida S.A.	CHL.....	IA.....	MetLife Chile Inversiones Limitada.....	Ownership.....	99.997	MetLife, Inc.....	..N.....	
0241	MetLife.....	00000..	AA-2280000..	3179774			MetLife Chile Seguros de Vida S.A.	CHL.....	IA.....	International Technical and Advisory Services Limited (DE)	Ownership.....	0.003	MetLife, Inc.....	..N.....	
0241	MetLife.....	00000..					Inversiones MetLife Holdco Tres Limitada (Chile)	CHL.....	NIA.....	MetLife Chile Inversiones Limitada.....	Ownership.....	97.130	MetLife, Inc.....	..N.....	
0241	MetLife.....	00000..					Inversiones MetLife Holdco Tres Limitada (Chile)	CHL.....	NIA.....	Inversiones MetLife Holdco Dos Limitada.....	Ownership.....	2.870	MetLife, Inc.....	..N.....	
0241	MetLife.....	00000..					AFP Provida S.A. (Chile)	CHL.....	NIA.....	MetLife Chile Inversiones Limitada.....	Ownership.....	10.922	MetLife, Inc.....	..N.....	
0241	MetLife.....	00000..					AFP Provida S.A. (Chile)	CHL.....	NIA.....	Inversiones MetLife Holdco Tres Limitada.....	Ownership.....	42.382	MetLife, Inc.....	..N.....	
0241	MetLife.....	00000..					AFP Provida S.A. (Chile)	CHL.....	NIA.....	Inversiones MetLife Holdco Dos Limitada.....	Ownership.....	42.382	MetLife, Inc.....	..N.....	
0241	MetLife.....	00000..		4255282			MetLife Chile Administradora de Mutuos Hipotecarios S.A.	CHL.....	NIA.....	MetLife Chile Seguros de Vida S.A.	Ownership.....	99.900	MetLife, Inc.....	..N.....	
0241	MetLife.....	00000..		4255282			MetLife Chile Administradora de Mutuos Hipotecarios S.A.	CHL.....	NIA.....	MetLife Chile Inversiones Limitada.....	Ownership.....	0.100	MetLife, Inc.....	..N.....	
0241	MetLife.....	00000..					Provida Internacional S.A. (Chile)	CHL.....	NIA.....	AFP Provida S.A.	Ownership.....	99.990	MetLife, Inc.....	..N.....	
0241	MetLife.....	00000..					Provida Internacional S.A. (Chile)	CHL.....	NIA.....	MetLife Chile Inversiones Limitada.....	Ownership.....	0.010	MetLife, Inc.....	..N.....	
0241	MetLife.....	00000..					AFP Genesis Administradora de Fondos y Fidecomisos S.A. (Ecuador)	ECU.....	NIA.....	Provida Internacional S.A.	Ownership.....	99.900	MetLife, Inc.....	..N.....	
0241	MetLife.....	00000..					AFP Genesis Administradora de Fondos y Fidecomisos S.A. (Ecuador)	ECU.....	NIA.....	AFP Provida S.A.	Ownership.....	0.100	MetLife, Inc.....	..N.....	
0241	MetLife.....	00000..					MetLife Chile Seguros Generales S.A. (Chile)	CHL.....	IA.....	MetLife Chile Inversiones Limitada.....	Ownership.....	99.980	MetLife, Inc.....	..N.....	
0241	MetLife.....	00000..					MetLife Chile Seguros Generales S.A. (Chile)	CHL.....	IA.....	Inversiones MetLife Holdco Dos Limitada.....	Ownership.....	0.020	MetLife, Inc.....	..N.....	
0241	MetLife.....	00000..	52-1528581..	3921834	727303		SafeGuard Health Enterprises, Inc.	DE.....	NIA.....	MetLife, Inc.	Ownership.....	100.000	MetLife, Inc.....	..N.....	
0241	MetLife.....	14170..	33-0733552..				MetLife Health Plans, Inc.	NJ.....	NIA.....	SafeGuard Health Enterprises, Inc.	Ownership.....	100.000	MetLife, Inc.....	..N.....	
0241	MetLife.....	00000..	95-2879515..				SafeGuard Health Plans, Inc. (CA)	CA.....	NIA.....	SafeGuard Health Enterprises, Inc.	Ownership.....	100.000	MetLife, Inc.....	..N.....	
0241	MetLife.....	79014..	33-0515751..				SafeHealth Life Insurance Company	CA.....	NIA.....	SafeGuard Health Enterprises, Inc.	Ownership.....	100.000	MetLife, Inc.....	..N.....	
0241	MetLife.....	52009..	65-0073323..				SafeGuard Health Plans, Inc. (FL)	FL.....	NIA.....	SafeGuard Health Enterprises, Inc.	Ownership.....	100.000	MetLife, Inc.....	..N.....	
0241	MetLife.....	95051..	75-2046497..				SafeGuard Health Plans, Inc. (TX)	TX.....	NIA.....	SafeGuard Health Enterprises, Inc.	Ownership.....	100.000	MetLife, Inc.....	..N.....	
0241	MetLife.....	00000..	98-1099650..				MetLife Global Benefits, Ltd.	CYM.....	IA.....	MetLife, Inc.	Ownership.....	100.000	MetLife, Inc.....	..N.....	
0241	MetLife.....	00000..	36-3665871..	3165900			Cova Life Management Company	DE.....	NIA.....	MetLife, Inc.	Ownership.....	100.000	MetLife, Inc.....	..N.....	
0241	MetLife.....	00000..	20-5707084..	3817825			MetLife Services and Solutions, LLC	DE.....	NIA.....	MetLife Group, Inc.	Ownership.....	100.000	MetLife, Inc.....	..N.....	
0241	MetLife.....	00000..		3818523			MetLife Solutions Pte. Ltd.	SGP.....	NIA.....	MetLife Services and Solutions, LLC	Ownership.....	100.000	MetLife, Inc.....	..N.....	
0241	MetLife.....	00000..	98-0613376..	3818550			MetLife Global Operations Support Center Private Limited	IND.....	NIA.....	MetLife Solutions Pte. Ltd.	Ownership.....	100.000	MetLife, Inc.....	..N.....	
0241	MetLife.....	00000..	98-0613376..	3818550			MetLife Global Operations Support Center Private Limited	IND.....	NIA.....	Natiloportem Holdings, LLC	Ownership.....		MetLife, Inc.....	..N.....	
0241	MetLife.....	00000..		3818541			MetLife Services East Private Limited	IND.....	NIA.....	MetLife Solutions Pte. Ltd.	Ownership.....	99.990	MetLife, Inc.....	..N.....	
0241	MetLife.....	00000..		3818541			MetLife Services East Private Limited	IND.....	NIA.....	Natiloportem Holdings, LLC	Ownership.....	0.010	MetLife, Inc.....	..N.....	

97.7



**SCHEDULE Y**

**PART 1A - DETAIL OF INSURANCE HOLDING COMPANY SYSTEM**

1	2	3	4	5	6	7	8	9	10	11	12	13	14	15	16
Group Code	Group Name	NAIC Company Code	ID Number	Federal RSSD	CIK	Name of Securities Exchange if Publicly Traded (U.S. or International)	Names of Parent, Subsidiaries or Affiliates	Domiciliary Location	Relationship to Reporting Entity	Directly Controlled by (Name of Entity/Person)	Type of Control (Ownership Board, Management, Attorney-in-Fact, Influence, Other)	If Control is Ownership Provide Percentage	Ultimate Controlling Entity(ies)/Person(s)	Is an SCA Filing Required? (Y/N)	*
0241	MetLife.....	00000..	22-3805708..	3302488			Newbury Insurance Company, Limited.....	DE.....	IA.....	MetLife, Inc.....	Ownership.....	100.000	MetLife, Inc.....	..N.....	
0241	MetLife.....	00000..	13-3179826..	3219782			MetLife Digital Ventures, Inc.....	DE.....	NIA.....	MetLife, Inc.....	Ownership.....	100.000	MetLife, Inc.....	..N.....	
0241	MetLife.....	13626..	20-5819518..	3921870			MetLife Reinsurance Company of Charleston.....	SC.....	IA.....	MetLife, Inc.....	Ownership.....	100.000	MetLife, Inc.....	..N.....	
0241	MetLife.....	00000..	26-6122204..	4254959			MetLife Capital Trust IV.....	DE.....	NIA.....	MetLife, Inc.....	Ownership.....	100.000	MetLife, Inc.....	..N.....	
0241	MetLife.....	00000..	27-0858844..	4278786			MetLife Home Loans LLC.....	DE.....	NIA.....	MetLife, Inc.....	Ownership.....	100.000	MetLife, Inc.....	..N.....	
0241	MetLife.....	00000..	75-2417735..	2602211			Federal Flood Certification LLC.....	TX.....	NIA.....	MetLife, Inc.....	Ownership.....	100.000	MetLife, Inc.....	..N.....	
0241	MetLife.....	00000..	55-0790010..	3165807			MetLife Group, Inc.....	NY.....	NIA.....	MetLife, Inc.....	Ownership.....	100.000	MetLife, Inc.....	..N.....	
0241	MetLife.....	00000..	13-4075851..	3576355			MetLife Investment Advisors, LLC.....	DE.....	NIA.....	MetLife, Inc.....	Ownership.....	100.000	MetLife, Inc.....	..N.....	
0241	MetLife.....	00000..					MLIA SBAF Manager, LLC (DE).....	DE.....	NIA.....	MetLife Investment Advisors, LLC.....	Ownership.....	100.000	MetLife, Inc.....	..N.....	
0241	MetLife.....	00000..					MetLife Middle Market Private Debt GP, LLC (DE).....	DE.....	NIA.....	MetLife Investment Advisors, LLC.....	Ownership.....	100.000	MetLife, Inc.....	..N.....	
0241	MetLife.....	00000..					MetLife Middle Market Private Debt Fund, LP (DE).....	DE.....	NIA.....	MetLife Private Equity Holdings.....	Ownership.....	31.150	MetLife, Inc.....	..N.....	
0242	MetLife.....	00001..					MetLife Middle Market Private Debt Fund, LP (DE).....	DE.....	NIA.....	Metropolitan Life Insurance Company.....	Ownership.....	31.150	MetLife, Inc.....	..N.....	
0243	MetLife.....	00002..					MetLife Middle Market Private Debt Fund, LP (DE).....	DE.....	NIA.....	MetLife Middle Market Private Debt GP, LLC (DE).....	Ownership.....	0.350	MetLife, Inc.....	..N.....	
0241	MetLife.....	00000..					MetLife Middle Market Private Debt Parallel GP, LLC (DE).....	DE.....	NIA.....	MetLife Investment Advisors, LLC.....	Ownership.....	100.000	MetLife, Inc.....	..N.....	
0241	MetLife.....	00000..					MetLife Middle Market Private Debt Parallel Fund, LP(DE).....	CYM.....	NIA.....	MetLife Insurance K.K. (Japan).....	Ownership.....	100.000	MetLife, Inc.....	..N.....	
0241	MetLife.....	00000..					MLIA Manager I, LLC (DE).....	DE.....	NIA.....	MetLife Investment Advisors, LLC.....	Ownership.....	100.000	MetLife, Inc.....	..N.....	
0241	MetLife.....	00000..	20-4607161..				MetLife European Holdings, LLC.....	DE.....	NIA.....	MetLife, Inc.....	Ownership.....	100.000	MetLife, Inc.....	..N.....	
0241	MetLife.....	00000..					MetLife Core Property Fund GP, LLC.....	DE.....	NIA.....	MetLife Investment Advisors, LLC.....	Ownership.....	100.000	MetLife, Inc.....	..N.....	
0241	MetLife.....	00000..	80-0946518..				MetLife Core Property Fund, LP.....	DE.....	NIA.....	Metropolitan Life Insurance Company.....	Ownership.....	15.600	MetLife, Inc.....	..N.....	
0241	MetLife.....	00000..	80-0946518..				MetLife Core Property Fund, LP.....	DE.....	NIA.....	Metropolitan Life Insurance Company (on behalf of Sep Acct 746).....	Ownership.....	2.520	MetLife, Inc.....	..N.....	
0241	MetLife.....	00000..	80-0946518..				MetLife Core Property Fund, LP.....	DE.....	NIA.....	MetLife Insurance Company of Korea, Limited.....	Ownership.....	2.040	MetLife, Inc.....	..N.....	
0241	MetLife.....	00000..	80-0946518..				MetLife Core Property Fund, LP.....	DE.....	NIA.....	Metropolitan Tower Life Insurance Company... ..	Ownership.....	0.050	MetLife, Inc.....	..N.....	
0241	MetLife.....	00000..	80-0946518..				MetLife Core Property Fund, LP.....	DE.....	NIA.....	MetLife Insurance K.K. (Japan).....	Ownership.....	6.940	MetLife, Inc.....	..N.....	
0241	MetLife.....	00000..	80-0946518..				MetLife Core Property Fund, LP.....	DE.....	DS.....	Metropolitan Property and Casualty Insurance Company.....	Ownership.....	1.760	MetLife, Inc.....	..N.....	
0241	MetLife.....	00000..	80-0947139..				MetLife Core Property REIT, LLC.....	DE.....	NIA.....	MetLife Core Property Fund, LP.....	Ownership.....	100.000	MetLife, Inc.....	..N.....	
0241	MetLife.....	00000..	46-3934926..				MetLife Core Property Holdings, LLC.....	DE.....	NIA.....	MetLife Core Property REIT, LLC.....	Ownership.....	100.000	MetLife, Inc.....	..N.....	
0241	MetLife.....	00000..					MCP Property Management LLC (DE).....	DE.....	NIA.....	MetLife Core Property Holdings, LLC.....	Ownership.....	100.000	MetLife, Inc.....	..N.....	
0241	MetLife.....	00000..					MCP Core Property TRS, LLC (DE).....	DE.....	NIA.....	MetLife Core Property Holdings, LLC.....	Ownership.....	100.000	MetLife, Inc.....	..N.....	
0241	MetLife.....	00000..	13-4075851..				MetLife Commercial Mortgage Income Fund GP, LLC.....	DE.....	NIA.....	MetLife Investment Advisors, LLC.....	Ownership.....	100.000	MetLife, Inc.....	..N.....	
0241	MetLife.....	00000..	47-2630137..				MetLife Commercial Mortgage Income Fund LP.....	DE.....	NIA.....	Metropolitan Life Insurance Company.....	Ownership.....	26.600	MetLife, Inc.....	..N.....	
0241	MetLife.....	00000..	47-2630137..				MetLife Commercial Mortgage Income Fund LP.....	DE.....	NIA.....	MetLife Insurance Company of Korea, Limited.....	Ownership.....	2.100	MetLife, Inc.....	..N.....	
0241	MetLife.....	00000..	47-2630137..				MetLife Commercial Mortgage Income Fund LP.....	DE.....	NIA.....	MetLife Limited.....	Ownership.....	2.700	MetLife, Inc.....	..N.....	
0241	MetLife.....	00000..	47-2630137..				MetLife Commercial Mortgage Income Fund LP.....	DE.....	NIA.....	Metropolitan Life Insurance Company of Hong Kong Limited.....	Ownership.....	0.030	MetLife, Inc.....	..N.....	

97.8

**SCHEDULE Y**

**PART 1A - DETAIL OF INSURANCE HOLDING COMPANY SYSTEM**

1	2	3	4	5	6	7	8	9	10	11	12	13	14	15	16
Group Code	Group Name	NAIC Company Code	ID Number	Federal RSSD	CIK	Name of Securities Exchange if Publicly Traded (U.S. or International)	Names of Parent, Subsidiaries or Affiliates	Domiciliary Location	Relationship to Reporting Entity	Directly Controlled by (Name of Entity/Person)	Type of Control (Ownership Board, Management, Attorney-in-Fact, Influence, Other)	If Control is Ownership Provide Percentage	Ultimate Controlling Entity(ies)/Person(s)	Is an SCA Filing Required? (Y/N)	*
0241	MetLife.....	00000..	47-2630137..				MetLife Commercial Mortgage Income Fund LP	DE.....	NIA.....	Metropolitan Tower Life Insurance Company... MetLife Commercial Mortgage Income Fund, LP	Ownership.....	2.700	MetLife, Inc.....	..N.....	
0241	MetLife.....	00000..	47-2688528..				MetLife Commercial Mortgage REIT, LLC.....	DE.....	NIA.....	MetLife Commercial Mortgage REIT, LLC.....	Ownership.....	100.000	MetLife, Inc.....	..N.....	
0241	MetLife.....	00000..	47-2703778..				MetLife Commercial Mortgage Originator, LLC..	DE.....	NIA.....	MetLife Commercial Mortgage REIT, LLC.....	Ownership.....	100.000	MetLife, Inc.....	..N.....	
0241	MetLife.....	00000..	47-5495603..				MCMIF Holdco I, LLC.....	DE.....	NIA.....	MetLife Commercial Mortgage Originator, LLC	Ownership.....	100.000	MetLife, Inc.....	..N.....	
0241	MetLife.....	00000..					MCMIF Holdco II, LLC.....	DE.....	NIA.....	MetLife Commercial Mortgage Originator, LLC	Ownership.....	100.000	MetLife, Inc.....	..N.....	
0241	MetLife.....	00000..					MetLife International PE Fund I, LP.....	CYM.....	NIA.....	MetLife Insurance K.K. (Japan).....	Ownership.....	92.593	MetLife, Inc.....	..N.....	
0241	MetLife.....	00000..					MetLife International PE Fund I, LP.....	CYM.....	NIA.....	Metropolitan Life Insurance Company of Hong Kong Limited	Ownership.....	0.576	MetLife, Inc.....	..N.....	
0241	MetLife.....	00000..					MetLife International PE Fund I, LP.....	CYM.....	NIA.....	MetLife Limited (Hong Kong).....	Ownership.....	2.716	MetLife, Inc.....	..N.....	
0241	MetLife.....	00000..					MetLife International PE Fund I, LP.....	CYM.....	NIA.....	MetLife Mexico S.A.....	Ownership.....	4.115	MetLife, Inc.....	..N.....	
0241	MetLife.....	00000..					MetLife Alternatives GP, LLC.....	DE.....	NIA.....	MetLife Investment Advisors, LLC.....	Ownership.....	100.000	MetLife, Inc.....	..N.....	
0241	MetLife.....	00000..	98-1150291..				MetLife International HF Partners, LP.....	CYM.....	NIA.....	MetLife Insurance K.K. (Japan).....	Ownership.....	88.220	MetLife, Inc.....	..N.....	
0241	MetLife.....	00000..	98-1150291..				MetLife International HF Partners, LP.....	CYM.....	NIA.....	MetLife Insurance Company of Korea, Limited	Ownership.....	9.470	MetLife, Inc.....	..N.....	
0241	MetLife.....	00000..	98-1150291..				MetLife International HF Partners, LP.....	CYM.....	NIA.....	MetLife Limited (Hong Kong).....	Ownership.....	2.290	MetLife, Inc.....	..N.....	
0241	MetLife.....	00000..	98-1150291..				MetLife International HF Partners, LP.....	CYM.....	NIA.....	MetLife Alternatives GP, LLC.....	Ownership.....	0.020	MetLife, Inc.....	..N.....	
0241	MetLife.....	00000..	98-1162663..				MetLife International PE Fund II, LP.....	CYM.....	NIA.....	MetLife Insurance K.K. (Japan).....	Ownership.....	94.540	MetLife, Inc.....	..N.....	
0241	MetLife.....	00000..	98-1162663..				MetLife International PE Fund II, LP.....	CYM.....	NIA.....	MetLife Limited (Hong Kong).....	Ownership.....	2.770	MetLife, Inc.....	..N.....	
0241	MetLife.....	00000..	98-1162663..				MetLife International PE Fund II, LP.....	CYM.....	NIA.....	MetLife Mexico S.A.....	Ownership.....	2.100	MetLife, Inc.....	..N.....	
0241	MetLife.....	00000..	98-1162663..				MetLife International PE Fund II, LP.....	CYM.....	NIA.....	Metropolitan Life Insurance Company of Hong Kong Limited	Ownership.....	0.590	MetLife, Inc.....	..N.....	
0241	MetLife.....	00000..	98-1226825..				MetLife International PE Fund III, LP.....	CYM.....	NIA.....	MetLife Insurance K.K. (Japan).....	Ownership.....	88.930	MetLife, Inc.....	..N.....	
0241	MetLife.....	00000..	98-1226825..				MetLife International PE Fund III, LP.....	CYM.....	NIA.....	MetLife Insurance Company of Korea, Limited	Ownership.....	7.910	MetLife, Inc.....	..N.....	
0241	MetLife.....	00000..	98-1226825..				MetLife International PE Fund III, LP.....	CYM.....	NIA.....	Metropolitan Life Insurance Company of Hong Kong Limited	Ownership.....	0.550	MetLife, Inc.....	..N.....	
0241	MetLife.....	00000..	98-1226825..				MetLife International PE Fund III, LP.....	CYM.....	NIA.....	MetLife Limited (Hong Kong).....	Ownership.....	2.610	MetLife, Inc.....	..N.....	
0241	MetLife.....	00000..	98-1277596..				MetLife International PE Fund IV, LP.....	CYM.....	NIA.....	MetLife Insurance K.K. (Japan).....	Ownership.....	94.700	MetLife, Inc.....	..N.....	
0241	MetLife.....	00000..	98-1277596..				MetLife International PE Fund IV, LP.....	CYM.....	NIA.....	MetLife Insurance Company of Korea, Limited	Ownership.....	3.790	MetLife, Inc.....	..N.....	
0241	MetLife.....	00000..	98-1277596..				MetLife International PE Fund IV, LP.....	CYM.....	NIA.....	MetLife Limited (Hong Kong).....	Ownership.....	1.510	MetLife, Inc.....	..N.....	
0241	MetLife.....	00000..					MetLife International PE Fund V, LP.....	CYM.....	NIA.....	MetLife Insurance K.K. (Japan).....	Ownership.....	81.699	MetLife, Inc.....	..N.....	
0241	MetLife.....	00000..					MetLife International PE Fund V, LP.....	CYM.....	NIA.....	MetLife Insurance Company of Korea, Limited	Ownership.....	3.268	MetLife, Inc.....	..N.....	
0241	MetLife.....	00000..					MetLife International PE Fund V, LP.....	CYM.....	NIA.....	MetLife Limited (Hong Kong).....	Ownership.....	15.033	MetLife, Inc.....	..N.....	
0241	MetLife.....	00000..					MetLife International PE Fund VI, LP.....	CYM.....	NIA.....	MetLife Insurance K.K. (Japan).....	Ownership.....	76.323	MetLife, Inc.....	..N.....	
0241	MetLife.....	00000..					MetLife International PE Fund VI, LP.....	CYM.....	NIA.....	MetLife Insurance Company of Korea, Limited	Ownership.....	3.469	MetLife, Inc.....	..N.....	
0241	MetLife.....	00000..					MetLife International PE Fund VI, LP.....	CYM.....	NIA.....	MetLife Limited (Hong Kong).....	Ownership.....	20.208	MetLife, Inc.....	..N.....	
0241	MetLife.....	00000..					MetLife Loan Asset Management, LLC.....	DE.....	NIA.....	MetLife Investment Advisors, LLC.....	Ownership.....	100.000	MetLife, Inc.....	..N.....	
0241	MetLife.....	00000..	46-4140926..				MIM Property Management, LLC.....	DE.....	NIA.....	MetLife Investment Advisors, LLC.....	Ownership.....	100.000	MetLife, Inc.....	..N.....	
0241	MetLife.....	00000..					MIM Property Management of Georgia 1, LLC..	DE.....	NIA.....	MIM Property Management, LLC.....	Ownership.....	100.000	MetLife, Inc.....	..N.....	
0241	MetLife.....	13092..	26-1511401..	4300892			MetLife Reinsurance Company of Vermont.....	VT.....	IA.....	MetLife, Inc.....	Ownership.....	100.000	MetLife, Inc.....	..N.....	
0241	MetLife.....	62634..	51-0104167..	4255107			Delaware American Life Insurance Company...	DE.....	IA.....	MetLife, Inc.....	Ownership.....	100.000	MetLife, Inc.....	..N.....	
0241	MetLife.....	00000..	27-1206753..				MetLife Consumer Services, Inc.....	DE.....	NIA.....	MetLife, Inc.....	Ownership.....	100.000	MetLife, Inc.....	..N.....	
0241	MetLife.....	00000..	81-2253384..				MetLife Insurance Brokerage, Inc.....	NY.....	NIA.....	MetLife, Inc.....	Ownership.....	100.000	MetLife, Inc.....	..N.....	
0241	MetLife.....	60690..	98-0000065..	4247326			American Life Insurance Company.....	DE.....	IA.....	MetLife, Inc.....	Ownership.....	100.000	MetLife, Inc.....	..N.....	
0241	MetLife.....	00000..	AA-1580066..				MetLife Insurance K.K. (Japan).....	JPN.....	IA.....	American Life Insurance Company.....	Ownership.....	100.000	MetLife, Inc.....	..N.....	

97.9

## SCHEDULE Y

### PART 1A - DETAIL OF INSURANCE HOLDING COMPANY SYSTEM

1	2	3	4	5	6	7	8	9	10	11	12	13	14	15	16
Group Code	Group Name	NAIC Company Code	ID Number	Federal RSSD	CIK	Name of Securities Exchange if Publicly Traded (U.S. or International)	Names of Parent, Subsidiaries or Affiliates	Domiciliary Location	Relationship to Reporting Entity	Directly Controlled by (Name of Entity/Person)	Type of Control (Ownership Board, Management, Attorney-in-Fact, Influence, Other)	If Control is Ownership Provide Percentage	Ultimate Controlling Entity(ies)/Person(s)	Is an SCA Filing Required? (Y/N)	*
0241	MetLife.....	00000...		4255330			Communication One Kabushiki Kaisha (Japan)	JPN.....	NIA.....	MetLife Insurance K.K. (Japan).....	Ownership.....	100.000	MetLife, Inc.....	N.....	
0241	MetLife.....	00000...		4250018			MetLife Life Insurance Company (Egypt).....	EGY.....	IA.....	MetLife Global Holding Company I GmbH (Swiss)	Ownership.....	84.125	MetLife, Inc.....	N.....	
0241	MetLife.....	00000...	AA-1860015				MetLife Emeklilik ve Hayat A.S. (Turkey).....	TUR.....	IA.....	MetLife Global Holding Company II GmbH (Swiss)	Ownership.....	99.980	MetLife, Inc.....	N.....	
0241	MetLife.....	00000...					MetLife Life Insurance S.A. (Greece).....	GRC.....	IA.....	MetLife EU Holding Company Limited (Ireland)	Ownership.....	100.000	MetLife, Inc.....	N.....	
0241	MetLife.....	00000...		4255349			MetLife Mutual Fund Company (Greece).....	GRC.....	NIA.....	MetLife Life Insurance Company S.A.....	Ownership.....	90.000	MetLife, Inc.....	N.....	
0241	MetLife.....	00000...		4304032			International Investment Holding Company Limited (Russia)	RUS.....	NIA.....	American Life Insurance Company .....	Ownership.....	100.000	MetLife, Inc.....	N.....	
0241	MetLife.....	00000...					MetLife American International Group and Arab National Bank Cooperative Insurance Company	SAU.....	IA.....	American Life Insurance Company .....	Ownership.....	30.000	MetLife, Inc.....	N.....	
0241	MetLife.....	00000...		4250072			PJSC MetLife (Ukraine).....	UKR.....	IA.....	MetLife Global Holding Company II GmbH (Swiss)	Ownership.....	99.999	MetLife, Inc.....	N.....	
0241	MetLife.....	00000...		4250072			PJSC MetLife (Ukraine).....	UKR.....	IA.....	International Technical and Advisory Services Limited (DE)	Ownership.....	0.001	MetLife, Inc.....	N.....	
0241	MetLife.....	00000...		4250072			PJSC MetLife (Ukraine).....	UKR.....	IA.....	Borderland Investments Limited (DE).....	Ownership.....	0.001	MetLife, Inc.....	N.....	
0241	MetLife.....	00000...					MetLife Innovation Centre Limited.....	IRL.....	NIA.....	MetLife Global Holding Company II GmbH (Swiss)	Ownership.....	99.999	MetLife, Inc.....	N.....	
0241	MetLife.....	00000...	51-0205283				International Technical and Advisory Services Limited	DE.....	NIA.....	American Life Insurance Company .....	Ownership.....	100.000	MetLife, Inc.....	Y.....	
0241	MetLife.....	00000...	02-0649743				Borderland Investments Limited (USA-Delaware)	DE.....	NIA.....	American Life Insurance Company .....	Ownership.....	100.000	MetLife, Inc.....	Y.....	
0241	MetLife.....	00000...					ALICO Hellas Single Member Limited Liability Company (Greece)	GRC.....	NIA.....	Borderland Investments Limited (DE).....	Ownership.....	100.000	MetLife, Inc.....	N.....	
0241	MetLife.....	00000...					MetLife Asset Management Corp. (Japan).....	JPN.....	NIA.....	ALICO Operations, LLC (DE).....	Ownership.....	100.000	MetLife, Inc.....	N.....	
0241	MetLife.....	00000...		4249311			MetLife Mas, S.A. de C.V (Mexico).....	MEX.....	IA.....	MetLife International Holdings, LLC.....	Ownership.....	100.000	MetLife, Inc.....	N.....	
0241	MetLife.....	00000...		4249311			MetLife Mas, S.A. de C.V (Mexico).....	MEX.....	IA.....	International Technical and Advisory Services Limited (DE)	Ownership.....		MetLife, Inc.....	N.....	
0241	MetLife.....	00000...		4251293			MetLife Seguros S.A. (Uruguay).....	URY.....	IA.....	ALICO Operations, LLC (DE).....	Ownership.....	100.000	MetLife, Inc.....	N.....	
0241	MetLife.....	00000...					MetLife Colombia Seguros de Vida S.A. (Columbia)	COL.....	IA.....	MetLife Global Holding Company II GmbH (Swiss)	Ownership.....	90.000	MetLife, Inc.....	N.....	
0241	MetLife.....	00000...					MetLife Colombia Seguros de Vida S.A. (Columbia)	COL.....	IA.....	MetLife Global Holding Company I GmbH (Swiss)	Ownership.....	10.000	MetLife, Inc.....	N.....	
0241	MetLife.....	00000...					MetLife Colombia Seguros de Vida S.A. (Columbia)	COL.....	IA.....	International Technical and Advisory Services Limited (DE)	Ownership.....		MetLife, Inc.....	N.....	
0241	MetLife.....	00000...					MetLife Colombia Seguros de Vida S.A. (Columbia)	COL.....	IA.....	Borderland Investments Limited (DE).....	Ownership.....		MetLife, Inc.....	N.....	
0241	MetLife.....	00000...					MetLife Colombia Seguros de Vida S.A. (Columbia)	COL.....	IA.....	Natloportem Holdings, LLC.....	Ownership.....		MetLife, Inc.....	N.....	
0241	MetLife.....	00000...		4254445			MetLife Latin America Asesorias e Inversiones Limitada (Chile)	CHL.....	NIA.....	MetLife Investment Management Holdings (Ireland) Limited	Ownership.....	99.990	MetLife, Inc.....	N.....	
0241	MetLife.....	00000...		4254445			MetLife Latin America Asesorias e Inversiones Limitada (Chile)	CHL.....	NIA.....	MetLife Global Holding Company II GmbH (Swiss)	Ownership.....	0.010	MetLife, Inc.....	N.....	
0241	MetLife.....	00000...		4275534			MetLife Investments Asia Limited (Hong Kong)	HKG.....	NIA.....	MetLife Investment Management Holdings (Ireland) Limited	Ownership.....	100.000	MetLife, Inc.....	N.....	

97.10

## SCHEDULE Y

### PART 1A - DETAIL OF INSURANCE HOLDING COMPANY SYSTEM

1	2	3	4	5	6	7	8	9	10	11	12	13	14	15	16
Group Code	Group Name	NAIC Company Code	ID Number	Federal RSSD	CIK	Name of Securities Exchange if Publicly Traded (U.S. or International)	Names of Parent, Subsidiaries or Affiliates	Domiciliary Location	Relationship to Reporting Entity	Directly Controlled by (Name of Entity/Person)	Type of Control (Ownership Board, Management, Attorney-in-Fact, Influence, Other)	If Control is Ownership Provide Percentage	Ultimate Controlling Entity(ies)/Person(s)	Is an SCA Filing Required? (Y/N)	*
0241	MetLife	00000		4254427			MetLife Investments Limited (UK)	GBR	NIA	MetLife Investment Management Holdings (Ireland) Limited	Ownership	99.900	MetLife, Inc.	N	
0241	MetLife	00000		4254427			MetLife Investments Limited (UK)	GBR	NIA	MetLife Global Holding Company II GmbH (Swiss)	Ownership	0.100	MetLife, Inc.	N	
0241	MetLife	00000					MetLife Global Infrastructure LUX GP, S.a.r.l. (Luxembourg)	LUX	NIA	MetLife Investment Management Holdings (Ireland) Limited	Ownership	100.000	MetLife, Inc.	N	
0241	MetLife	00000	13-3912049				ALICO Properties, Inc. (USA-Delaware)	DE	NIA	American Life Insurance Company	Ownership	51.000	MetLife, Inc.	Y	
0241	MetLife	00000	13-3919049				Global Properties, Inc. (USA-Delaware)	DE	NIA	ALICO Properties, Inc.	Ownership	100.000	MetLife, Inc.	N	
0241	MetLife	00000					MetLife Global Holding Company I GmbH (Swiss)	CHE	NIA	American Life Insurance Company	Ownership	100.000	MetLife, Inc.	N	
0241	MetLife	00000					MetLife Global Holding Company II GmbH (Swiss)	CHE	NIA	MetLife Global Holding Company I GmbH (Swiss)	Ownership	100.000	MetLife, Inc.	N	
0241	MetLife	00000					MetLife Investment Management Holdings (Ireland) Limited	IRL	NIA	MetLife Global Holding Company II GmbH (Swiss)	Ownership	100.000	MetLife, Inc.	N	
0241	MetLife	00000					MetLife Syndicated Bank Loan Lux GP, S.à.r.l.	LUX	NIA	MetLife Investment Management Holdings (Ireland) Limited	Ownership	100.000	MetLife, Inc.	N	
0241	MetLife	00000	98-1372544				MetLife BL Feeder (Cayman), LP	CYM	NIA	MetLife Limited (Hong Kong)	Ownership	3.140	MetLife, Inc.	N	
0241	MetLife	00000	98-1372544				MetLife BL Feeder (Cayman), LP	CYM	NIA	MetLife Insurance K.K. (Japan)	Ownership	93.720	MetLife, Inc.	N	
0241	MetLife	00000	98-1372544				MetLife BL Feeder (Cayman), LP	CYM	NIA	MetLife Insurance Company of Korea, Limited	Ownership	3.140	MetLife, Inc.	N	
0241	MetLife	00000	82-3255634				MetLife BL Feeder, LP	DE	NIA	Metropolitan Life Insurance Company	Ownership	49.260	MetLife, Inc.	N	
0241	MetLife	00000	98-1372721				MetLife Syndicated Bank Loan Fund, SCSp (Luxembourg)	LUX	NIA	MetLife Syndicated Bank Loan Lux GP, S.à.r.l.	Management		MetLife, Inc.	N	
0241	MetLife	00000	30-0615846				ALICO Operations, LLC (DE)	DE	NIA	MetLife Global Holding Company II GmbH (Swiss)	Ownership	100.000	MetLife, Inc.	N	
0241	MetLife	00000					MetLife EU Holding Company Limited (Ireland)	IRL	NIA	MetLife Global Holding Company II GmbH (Swiss)	Ownership	100.000	MetLife, Inc.	N	
0241	MetLife	00000	98-0552186	4249302			ALICO European Holding Limited (Ireland)	IRL	NIA	MetLife Global Holding Company II GmbH (Swiss)	Ownership	100.000	MetLife, Inc.	N	
0241	MetLife	00000	AA-1780108				MetLife Europe d.a.c.	IRL	IA	MetLife EU Holding Company Limited (Ireland)	Ownership	100.000	MetLife, Inc.	N	
0241	MetLife	00000					MetLife Services EOOD (Bulgaria)	BGR	NIA	MetLife EU Holding Company Limited (Ireland)	Ownership	100.000	MetLife, Inc.	N	
0241	MetLife	00000					MetLife Pension Trustees Limited (UK)	GBR	IA	MetLife Europe d.a.c.	Ownership	100.000	MetLife, Inc.	N	
0241	MetLife	00000		4255367			First American-Hungarian Insurance Agency Limited (Hungary)	HUN	IA	MetLife EU Holding Company Limited (Ireland)	Ownership	100.000	MetLife, Inc.	N	
0241	MetLife	00000		4258407			MetLife Solutions S.A.S. (France)	FRA	NIA	MetLife EU Holding Company Limited (Ireland)	Ownership	100.000	MetLife, Inc.	N	
0241	MetLife	00000					MetLife Asia Holding Company Pte. Ltd.	SGP	NIA	MetLife Global Holding Company II GmbH (Swiss)	Ownership	100.000	MetLife, Inc.	N	
0241	MetLife	00000					MetLife Innovation Centre Pte. Ltd	SGP	NIA	MetLife Asia Holding Company Pte. Ltd	Ownership	100.000	MetLife, Inc.	N	
0241	MetLife	00000					LumenLab Malaysia Sdn. Bhd. (Malaysia)	MYS	NIA	MetLife Innovation Centre Pte. Ltd	Ownership	100.000	MetLife, Inc.	N	
0241	MetLife	00000					MetLife Reinsurance Company of Bermuda Ltd.	BMU	IA	MetLife Global Holding Company II GmbH (Swiss)	Ownership	100.000	MetLife, Inc.	N	
0241	MetLife	00000					MetLife Investment Management Limited (UK)	GBR	NIA	MetLife Global Holding Company II GmbH (Swiss)	Ownership	100.000	MetLife, Inc.	N	

97.11

## SCHEDULE Y

### PART 1A - DETAIL OF INSURANCE HOLDING COMPANY SYSTEM

1	2	3	4	5	6	7	8	9	10	11	12	13	14	15	16
Group Code	Group Name	NAIC Company Code	ID Number	Federal RSSD	CIK	Name of Securities Exchange if Publicly Traded (U.S. or International)	Names of Parent, Subsidiaries or Affiliates	Domiciliary Location	Relationship to Reporting Entity	Directly Controlled by (Name of Entity/Person)	Type of Control (Ownership Board, Management, Attorney-in-Fact, Influence, Other)	If Control is Ownership Provide Percentage	Ultimate Controlling Entity(ies)/Person(s)	Is an SCA Filing Required? (Y/N)	*
0241	MetLife.....	00000.....		4255246			Metropolitan Life Societate de Administrare a unui Fond de Pensii Administrat Privat S.A. (Romania)	ROU.....	IA.....	MetLife EU Holding Company Limited (Ireland)	Ownership.....	99.984	MetLife, Inc.....	N.....	
0241	MetLife.....	00000.....		4255246			Metropolitan Life Societate de Administrare a unui Fond de Pensii Administrat Privat S.A. (Romania)	ROU.....	IA.....	MetLife Services Sp. z o.o.....	Ownership.....	0.016	MetLife, Inc.....	N.....	
0241	MetLife.....	00000.....		4249469			Closed Joint-stock Company Master-D (Russia)	RUS.....	NIA.....	ALICO European Holding Limited (Ireland).....	Ownership.....	100.000	MetLife, Inc.....	N.....	
0241	MetLife.....	00000.....		4249991			Joint-Stock Company MetLife Insurance Company (Russia)	RUS.....	IA.....	MetLife Global Holding Company II GmbH (Swiss)	Ownership.....	49.000	MetLife, Inc.....	N.....	
0241	MetLife.....	00000.....		4249991			Joint-Stock Company MetLife Insurance Company (Russia)	RUS.....	IA.....	Closed Joint-stock Company Master-D (Russia)	Ownership.....	51.000	MetLife, Inc.....	N.....	
0241	MetLife.....	00000.....		4255198			MetLife Slovakia s.r.o.....	SVK.....	NIA.....	MetLife EU Holding Company Limited (Ireland)	Ownership.....	99.956	MetLife, Inc.....	N.....	
0241	MetLife.....	00000.....		4255198			MetLife Slovakia s.r.o.....	SVK.....	NIA.....	International Technical and Advisory Services Limited (DE)	Ownership.....	0.044	MetLife, Inc.....	N.....	
0241	MetLife.....	00000.....					MetLife Services Cyprus Ltd.....	CYP.....	NIA.....	MetLife EU Holding Company Limited (Ireland)	Ownership.....	100.000	MetLife, Inc.....	N.....	
0241	MetLife.....	00000.....					Hellenic Alico Life Insurance Company Ltd. (Cyprus)	CYP.....	IA.....	MetLife Services Cyprus Ltd.....	Ownership.....	27.500	MetLife, Inc.....	N.....	
0241	MetLife.....	00000.....		4247335			MetLife Towarzystwo Ubezpieczen na Zycie i Reasekuracji S.A.	POL.....	IA.....	MetLife EU Holding Company Limited (Ireland)	Ownership.....	100.000	MetLife, Inc.....	N.....	
0241	MetLife.....	00000.....		4255264			MetLife Services Sp. z o.o.....	POL.....	NIA.....	MetLife Towarzystwo Ubezpieczen na Zycie i Reasekuracji S.A.	Ownership.....	100.000	MetLife, Inc.....	N.....	
0241	MetLife.....	00000.....		4251154			MetLife Powszechno Towarzystwo Emerytalne (Poland)	POL.....	IA.....	MetLife Towarzystwo Ubezpieczen na Zycie i Reasekuracji S.A.	Ownership.....	100.000	MetLife, Inc.....	N.....	
0241	MetLife.....	00000.....	AA-9640009.	4255255			MetLife Towarzystwo Funduszy Inwestycyjnych S.A.	POL.....	NIA.....	MetLife Towarzystwo Ubezpieczen na Zycie i Reasekuracji S.A.	Ownership.....	100.000	MetLife, Inc.....	N.....	
0241	MetLife.....	00000.....		4258331			Agenvita S.r.l. (Italy).....	ITA.....	IA.....	MetLife EU Holding Company Limited (Ireland)	Ownership.....	100.000	MetLife, Inc.....	N.....	
0241	MetLife.....	00000.....					MetLife Services, Sociedad Limitada (Spain).....	ESP.....	NIA.....	MetLife EU Holding Company Limited (Ireland)	Ownership.....	100.000	MetLife, Inc.....	N.....	
0241	MetLife.....	00000.....					MetLife Europe Insurance d.a.c.....	IRL.....	IA.....	MetLife EU Holding Company Limited (Ireland)	Ownership.....	100.000	MetLife, Inc.....	N.....	
0241	MetLife.....	00000.....		4189864			MetLife Europe Services Limited (Ireland).....	IRL.....	NIA.....	MetLife EU Holding Company Limited (Ireland)	Ownership.....	100.000	MetLife, Inc.....	N.....	
0241	MetLife.....	00000.....	95-3947585..	3166064			MetLife Investors Group, LLC.....	DE.....	NIA.....	MetLife, Inc.....	Ownership.....	100.000	MetLife, Inc.....	N.....	
0241	MetLife.....	00000.....	43-1906210..	3373563	1130412		MetLife Investments Securities LLC (DE).....	DE.....	NIA.....	MetLife Investors Group, LLC.....	Ownership.....	100.000	MetLife, Inc.....	N.....	
0241	MetLife.....	00000.....	43-1906210..				MetLife Investors Distribution Company.....	MO.....	NIA.....	MetLife Investors Group, LLC.....	Ownership.....	100.000	MetLife, Inc.....	N.....	
0241	MetLife.....	00000.....		4255264			MetLife Services Sp. z o.o.....	POL.....	NIA.....	MetLife Towarzystwo Ubezpieczen na Zycie i Reasekuracji S.A.	Ownership.....	100.000	MetLife, Inc.....	N.....	
0241	MetLife.....	00000.....		4251154			MetLife Powszechno Towarzystwo Emerytalne (Poland)	POL.....	IA.....	MetLife Towarzystwo Ubezpieczen na Zycie i Reasekuracji S.A.	Ownership.....	100.000	MetLife, Inc.....	N.....	
0241	MetLife.....	00000.....	AA-9640009.	4255255			MetLife Towarzystwo Funduszy Inwestycyjnych S.A.	POL.....	NIA.....	MetLife Towarzystwo Ubezpieczen na Zycie i Reasekuracji S.A.	Ownership.....	100.000	MetLife, Inc.....	N.....	
0241	MetLife.....	00000.....		4258331			Agenvita S.r.l. (Italy).....	ITA.....	IA.....	MetLife EU Holding Company Limited (Ireland)	Ownership.....	100.000	MetLife, Inc.....	N.....	

97.12

## SCHEDULE Y

### PART 1A - DETAIL OF INSURANCE HOLDING COMPANY SYSTEM

1	2	3	4	5	6	7	8	9	10	11	12	13	14	15	16
Group Code	Group Name	NAIC Company Code	ID Number	Federal RSSD	CIK	Name of Securities Exchange if Publicly Traded (U.S. or International)	Names of Parent, Subsidiaries or Affiliates	Domiciliary Location	Relationship to Reporting Entity	Directly Controlled by (Name of Entity/Person)	Type of Control (Ownership Board, Management, Attorney-in-Fact, Influence, Other)	If Control is Ownership Provide Percentage	Ultimate Controlling Entity(ies)/Person(s)	Is an SCA Filing Required? (Y/N)	*
0241	MetLife.....	00000..					MetLife Services, Sociedad Limitada (Spain).....	ESP.....	NIA.....	MetLife EU Holding Company Limited (Ireland)	Ownership.....	...100.000	MetLife, Inc.....	...N.....	
0241	MetLife.....	00000..					MetLife Europe Insurance d.a.c.....	IRL.....	IA.....	MetLife EU Holding Company Limited (Ireland)	Ownership.....	...100.000	MetLife, Inc.....	...N.....	
0241	MetLife.....	00000..		...4189864			MetLife Europe Services Limited (Ireland).....	IRL.....	NIA.....	MetLife EU Holding Company Limited (Ireland)	Ownership.....	...100.000	MetLife, Inc.....	...N.....	
0241	MetLife.....	00000..	95-3947585..	...3166064			MetLife Investors Group, LLC.....	DE.....	NIA.....	MetLife, Inc.....	Ownership.....	...100.000	MetLife, Inc.....	...N.....	
0241	MetLife.....	00000..	43-1906210..	...3373563	...1130412		MetLife Investments Securities LLC (DE).....	DE.....	NIA.....	MetLife Investors Group, LLC.....	Ownership.....	...100.000	MetLife, Inc.....	...N.....	
0241	MetLife.....	00000..	43-1906210..				MetLife Investors Distribution Company.....	MO.....	NIA.....	MetLife Investors Group, LLC.....	Ownership.....	...100.000	MetLife, Inc.....	...N.....	

**SCHEDULE Y**

**PART 2 - SUMMARY OF INSURER'S TRANSACTIONS WITH ANY AFFILIATES**

1	2	3	4	5	6	7	8	9	10	11	12	13
NAIC Company Code	ID Number	Names of Insurers and Parent, Subsidiaries or Affiliates	Shareholder Dividends	Capital Contributions	Purchases, Sales or Exchanges of Loans, Securities, Real Estate, Mortgage Loans or Other Investments	Income/ (Disbursements) Incurred in Connection with Guarantees or Undertakings for the Benefit of any Affiliate(s)	Management Agreements and Service Contracts	Income/ (Disbursements) Incurred under Reinsurance Agreements	*	Any Other Material Activity Not in the Ordinary Course of the Insurer's Business	Totals	Reinsurance Recoverable/ (Payable) on Losses and/or Reserve Credit Taken/ (Liability)
<b>Affiliated Transactions</b>												
	13-4075851	MetLife, Inc.	7,367,202,009	(61,460,965)			(864,463,764)			(38,159,221)	6,403,118,059	
65978	13-5581829	Metropolitan Life Insurance Company	(2,046,402,009)	4,139,054,200	(3,726,394,359)		(1,368,100,252)	(150,805,208)		222,572,159	(2,930,075,469)	13,760,804,606
	20-2985998	500 Grant Street GP, LLC		(150,000)							(150,000)	
		Euro CL Investments LLC		(12,267)							(12,267)	
		The Building at 575 Fifth Avenue Mezzanine LLC		3,673,864							3,673,864	
82-3135079		150 North Riverside PE Member, LLC		(2,498,129)							(2,498,129)	
		MetLife Investments Asia Limited (Hong Kong)					(1,424,490)				(1,424,490)	
		MetLife Investments Limited (UK)					(6,649,883)				(6,649,883)	
		MetLife Latin America Asesorias e Inversiones Limitada (Chile)		(1,261,986)			155,149				(1,106,837)	
86-1176467		MEX DF Properties, LLC		18,726							18,726	
13-3619870		23rd Street Investments, Inc.		(5,933,449)			(1,014,093)				(6,947,542)	
06-1193029		MetLife Capital Credit L.P.		(442,439,250)			(21,938)			3,214,000	(439,247,188)	
91-1273824		MetLife Capital Limited Partnership		(144,972,235)			(21,938)				(144,994,173)	
		ML Sentinel Square Member, LLC		7,750,913							7,750,913	
82-4889675		ML Southlands Member, LLC		27,559,674							27,559,674	
82-4019470		ML Cerritos TC Member, LLC		16,790,008							16,790,008	
		ML Sloan's Lake Member, LLC		29,794,199							29,794,199	
		Long Island Solar Farm, LLC			(5,019,118)					(4,792,010)	(9,811,128)	
43-1822723		Missouri Reinsurance, Inc.					(6,280,547)	133,005,164			126,724,617	(693,487,911)
13-3237278		MetLife Holdings, Inc.		3,000			288				3,288	
13-3237275		MetLife Credit Corp.	9,563,731		(216,249)		4,907,191			(12,330,675)	1,923,998	
13-3237277		MetLife Funding, Inc.			216,249		(56,574)				159,675	
13-5581829		MetLife Boro Station Member, LLC		46,002,544							46,002,544	
		85 Broad Street Mezzanine LLC		(1,150,570)							(1,150,570)	
13-3170235		Metropolitan Tower Realty Company, Inc.		516,147			96,649				612,796	
43-6026902		White Oak Royalty Company					(102,000)				(102,000)	
26-2853672		MLIC Asset Holdings, LLC		(3,226,140)							(3,226,140)	
36-4197196		MetLife Properties Ventures, LLC		(5,728)							(5,728)	
91626	04-2708937	New England Life Insurance Company			167,538		5,214,532	78,000			5,460,070	
	22-2375428	Transmountain Land & Livestock Company					(4,330)				(4,330)	
	34-1650967	Hyatt Legal Plans, Inc.	(97,000,000)		1,623		2,277,111				(94,721,266)	
	34-1631590	Hyatt Legal Plans of Florida, Inc.			(1,623)						(1,623)	
	13-4047186	MetLife Tower Resources Group, Inc.					(349,383)				(349,383)	
	13-5581829	1001 Properties, LLC		3,673,612							3,673,612	
	26-0291767	6104 Hollywood, LLC		660,356							660,356	
	81-3382498	MetLife ConSquare Member, LLC (DE)		56,192,595							56,192,595	
	13-4078322	334 Madison Euro Investments, Inc.					82				82	
		St. James Fleet Investments Two Limited	(1,544,000,000)	(3,356,000,000)							(4,900,000,000)	
		Brighthouse Investment Advisors, LLC								(63,238,352)	(63,238,352)	
16073	81-4750360	Brighthouse Reinsurance Company of Delaware					719,690,184				719,690,184	
	13-2862391	Brighthouse Securities, LLC					(47,734,317)				(47,734,317)	

## SCHEDULE Y

## PART 2 - SUMMARY OF INSURER'S TRANSACTIONS WITH ANY AFFILIATES

1	2	3	4	5	6	7	8	9	10	11	12	13
NAIC Company Code	ID Number	Names of Insurers and Parent, Subsidiaries or Affiliates	Shareholder Dividends	Capital Contributions	Purchases, Sales or Exchanges of Loans, Securities, Real Estate, Mortgage Loans or Other Investments	Income/ (Disbursements) Incurred in Connection with Guarantees or Undertakings for the Benefit of any Affiliate(s)	Management Agreements and Service Contracts	Income/ (Disbursements) Incurred under Reinsurance Agreements	*	Any Other Material Activity Not in the Ordinary Course of the Insurer's Business	Totals	Reinsurance Recoverable/ (Payable) on Losses and/or Reserve Credit Taken/ (Liability)
98.1	81-3094008	Brighthouse Services, LLC					(759,511)				(759,511)	
	81-3846992	Brighthouse Financial, Inc.					6,882,908				6,882,908	
	81-2253384	MetLife Insurance Brokerage, Inc.		5,369,997			(1,286,724)				4,083,273	
	43-0285930	General American Life Insurance Company					17,303,305	121,027,487		319,659	138,650,451	
	46-0803970	MetLife CC Member, LLC			(12,650,000)						(12,650,000)	
	20-3221642	MetLife Mall Ventures Limited Partnership			(1,132,789)						(1,132,789)	
	46-4158087	MetLife 555 12th Member, LLC			(152,715)						(152,715)	
	46-3608641	ML Swan Mezz, LLC			(11,394,069)						(11,394,069)	
	46-3616798	ML Dolphin Mezz, LLC			(33,954,431)						(33,954,431)	
	46-4584166	ML Southmore, LLC			867,503						867,503	
		Haskell East Village, LLC			7,079,061						7,079,061	
	46-3426206	MetLife Cabo Hilton Member, LLC			(75,845,570)						(75,845,570)	
	82-1637862	MetLife Chino Member, LLC			(1,578,078)						(1,578,078)	
	26-1762232	Boulevard Residential, LLC			167,855						167,855	
	20-8349277	Sandpiper Cove Associates, LLC			(51,498,500)						(51,498,500)	
	46-2477278	MetLife LHH Member, LLC			(863,937)						(863,937)	
	46-4196012	ML-AI MetLife Member 1, LLC			(984,300)						(984,300)	
	80-0821598	Oconee Hotel Company, LLC			(4,386,219)						(4,386,219)	
	80-0823015	Oconee Land Company, LLC			(4,507,648)						(4,507,648)	
	30-0777814	Marketplace Residences, LLC			(40,757,480)						(40,757,480)	
	46-4229772	MetLife THR Investor, LLC			(14,425,529)						(14,425,529)	
	46-4129811	MetLife 425 MKT Member, LLC			(9,284,625)						(9,284,625)	
	46-4705809	MetLife CB W/A, LLC			(490,424)						(490,424)	
	46-4133357	ML Bridgeside Apartments, LLC			(64,618,690)						(64,618,690)	
		MetLife OFC Member, LLC			(13,161,750)						(13,161,750)	
	46-4283517	MetLife Camino Ramon Member, LLC			(7,350,000)						(7,350,000)	
	20-8254446	10700 Wilshire, LLC			111,250						111,250	
	47-1970965	ML New River Village III, LLC			(60,413,819)						(60,413,819)	
	47-1256270	MetLife OBS Member, LLC			(1,111,176)						(1,111,176)	
		MetLife 1007 Stewart, LLC			(1,735,504)						(1,735,504)	
	46-4255167	ML Terraces, LLC			(9,565,450)						(9,565,450)	
		Chestnut Flats Wind, LLC			(3,707,580)						(3,707,580)	
	13-3759652	MetLife International Holdings, LLC						436,840,213			436,840,213	
	Metropolitan Life Seguros e Previdencia Privada S.A. (Brazil)						(5,250,745)			(5,250,745)		
AA-2730030	MetLife Mexico S.A.						(8,471,333)	(45,756)		(8,517,089)	1,099,824	
	MetLife Pensiones Mexico S.A.						(26,686)			(26,686)		
AA-5420018	MetLife Insurance Company of Korea Limited						(1,158,269)			(1,158,269)		
AA-1930041	MetLife Insurance Limited (Australia)							(32,456,910)		(32,456,910)	32,432,491	
	MetLife Asia Limited						(4,151,479)			(4,151,479)		
	Metropolitan Life Insurance Company of Hong Kong Limited						(2,397,838)			(2,397,838)		
20-5894439	MetLife Global, Inc.						1,394,617			1,394,617		
AA-2130012	MetLife Seguros S.A. (Argentina)						(353,629)			(353,629)		



**Metropolitan Property and Casualty Insurance Company**

**SCHEDULE Y**

**PART 2 - SUMMARY OF INSURER'S TRANSACTIONS WITH ANY AFFILIATES**

1	2	3	4	5	6	7	8	9	10	11	12	13
NAIC Company Code	ID Number	Names of Insurers and Parent, Subsidiaries or Affiliates	Shareholder Dividends	Capital Contributions	Purchases, Sales or Exchanges of Loans, Securities, Real Estate, Mortgage Loans or Other Investments	Income/ (Disbursements) Incurred in Connection with Guarantees or Undertakings for the Benefit of any Affiliate(s)	Management Agreements and Service Contracts	Income/ (Disbursements) Incurred under Reinsurance Agreements	*	Any Other Material Activity Not in the Ordinary Course of the Insurer's Business	Totals	Reinsurance Recoverable/ (Payable) on Losses and/or Reserve Credit Taken/ (Liability)
	AA-2130046	MetLife Seguros de Retiro S.A.					(371,201)				(371,201)	
26298	13-2725441	Metropolitan Property and Casualty Insurance Company	(204,563,731)	(53,380,102)	(217,494,963)		(464,116,840)	293,005,678			(646,549,958)	(1,972,624,419)
39950	22-2342710	Metropolitan General Insurance Company					(91,380)	(433,058)			(524,438)	14,946,915
40169	05-0393243	Metropolitan Casualty Insurance Company					(176,831)	(57,991,894)			(58,168,725)	458,274,015
25321	23-1903575	Metropolitan Direct Property and Casualty Insurance Company		2,000,000			(77,569)	(17,016,293)			(15,093,862)	300,848,498
22926	36-1022580	Economy Fire & Casualty Company	(35,000,000)	(8,000,000)			(2,067,821)	1,645,222			(43,422,599)	75,830,250
38067	36-2027848	Economy Preferred Insurance Company		8,000,000			(46,207)	10,232,037			18,185,830	130,830,054
40649	36-3105737	Economy Premier Assurance Company					(175,076)	(31,854,939)			(32,030,015)	136,256,802
	95-3003951	MetLife Auto & Home Insurance Agency, Inc.					34,410				34,410	
34339	13-2915260	Metropolitan Group Property and Casualty Insurance Company	(3,000,000)				278,849	(119,633,496)			(122,354,647)	714,524,292
13938	75-2483187	Metropolitan Lloyds Insurance Company of Texas					(46,905)	(77,953,257)			(78,000,162)	141,113,593
87726	06-0566090	Brighthouse Life Insurance Company			(775,203,797)		118,361,368	(84,811,561)			(741,653,990)	
		One Financial Place Corporation					114				114	
		Brighthouse Assignment Company					62				62	
	51-0099394	The Prospect Company					873,907				873,907	
97136	13-3114906	Metropolitan Tower Life Insurance Company	(190,800,000)	65,062,116	(452,257,905)		(72,257,564)	122,313,955		3,474,254	(524,465,144)	583,058,821
		MTL Leasing, LLC		(1,063,824)							(1,063,824)	
	52-1528581	SafeGuard Health Enterprises, Inc.					5,690,263				5,690,263	
95747	93-0864866	Safeguard Health Plans, Inc (NV)					(132)				(132)	
	33-0733552	MetLife Health Plans, Inc. (NJ)					348				348	
	95-2879515	Safeguard Health Plans, Inc (CA)					(8,690,708)				(8,690,708)	
79014	33-0515751	SafeHealth Life Insurance Company (CA)					15,923				15,923	
52009	65-0073323	Safeguard Health Plans, Inc (FL)					(2,584,207)				(2,584,207)	
95051	75-2046497	Safeguard Health Plans, Inc (TX)					(1,237,252)				(1,237,252)	
	AA-2280000	MetLife Chile Seguros de Vida S.A.					(4,946,556)	(2,471,627)			(7,418,183)	9,941,077
	20-5707084	MetLife Services and Solutions, LLC					136,749,258			(68,144,198)	68,605,060	
		MetLife Solutions Pte. LTD					49,206				49,206	
	36-3665871	Cova Life Management Company					63,777				63,777	
	98-1099650	MetLife Global Benefits, Ltd.					(94,490)	(1,435,751)			(1,530,241)	949,386
	22-3805708	Newbury Insurance Company, Limited.					(226,270)				(226,270)	
60992	13-3690700	Brighthouse Life Insurance Company NY			2,030,284		(1,257,331)	(200,000)			572,953	
	13-3179826	MetLife Digital Ventures, Inc (fka Enterprise General Insurance Agency, MetLife Servicios S.A.		3,057,218			(57,218)				3,000,000	
13626	20-5819518	MetLife Reinsurance Company of Charleston		53,000,000			1,042,634				1,042,634	
	26-6122204	MetLife Capital Trust IV			(214,900)		45,324,892	(162,974,516)			(64,649,624)	(12,432,637,874)
	27-0858844	MetLife Home Loans LLC					(1,529,556)			51,625,000	51,410,100	
	55-0790010	MetLife Group, Inc.					1,533,393,130			(90,402,834)	1,442,990,296	
		Metlife Investment Management, LLC					212,392,896				212,392,896	
	43-1906210	MetLife Investors Distribution Company					95,131,017				95,131,017	
13092	26-1511401	MetLife Reinsurance Company of Vermont		33,750	77,596,937		51,002,380	29,788,796			158,421,863	(1,270,374,989)
62634	51-0104167	Delaware American Life Insurance Company	(7,000,000)				(17,689,531)	1,802,196			(22,887,335)	(6,377,199)
	27-1206753	MetLife Consumer Services, Inc.					1,901,013				1,901,013	

98.2

## SCHEDULE Y

## PART 2 - SUMMARY OF INSURER'S TRANSACTIONS WITH ANY AFFILIATES

1	2	3	4	5	6	7	8	9	10	11	12	13	
NAIC Company Code	ID Number	Names of Insurers and Parent, Subsidiaries or Affiliates	Shareholder Dividends	Capital Contributions	Purchases, Sales or Exchanges of Loans, Securities, Real Estate, Mortgage Loans or Other Investments	Income/ (Disbursements) Incurred in Connection with Guarantees or Undertakings for the Benefit of any Affiliate(s)	Management Agreements and Service Contracts	Income/ (Disbursements) Incurred under Reinsurance Agreements	*	Any Other Material Activity Not in the Ordinary Course of the Insurer's Business	Totals	Reinsurance Recoverable/ (Payable) on Losses and/or Reserve Credit Taken/ (Liability)	
983	60690	American Life Insurance Company	(575,360,796)		5,707,938		(418,248,798)	91,211,820		(6,428,000)	(903,117,836)	(98,439,694)	
		MetLife Services Cyprus Ltd.					(732,917)				(732,917)		
		Communications One Kabushiki Kaisha (Japan)					6,076,620				6,076,620		
		MetLife, Life Insurance Company (Egypt)					(3,441,841)	(2,572,696)			(6,014,537)	24,573,993	
		AA-1580066	MetLife Insurance K.K. (Japan)	(684,639,204)		528,559,689		(91,361,944)	(3,027,092)		2,290,218	(248,178,333)	
			MetLife Mutual Fund Management Company (Greece)					(1,141,367)				(1,141,367)	
			MetLife Services, Sociedad Limitada (Spain)					(24,025)				(24,025)	
			MetLife Towarzystwo Ubezpiecze? na ?ycie i Reasekuracji S.A. (Poland)					(10,442,077)				(10,442,077)	
			MetLife Services Sp. z o.o. (Poland)					7,134,997				7,134,997	
			MetLife Towarzystwo Funduszy Inwestycyjnych S.A. (Poland)					(1,480,928)				(1,480,928)	
			MetLife Powszechne Towarzystwo Emerytalne (Poland)					(691,446)				(691,446)	
			MetLife Societate de Administrare a unui Fond de Pensii Administrat Priv					(52,044)				(52,044)	
			Joint Stock Company MetLife Insurance Company (formerly Closed Joint					363,825	1,796,542			2,160,367	1,466,324
			MetLife Slovakia s.r.o. (Slovakia)					(3,029,292)				(3,029,292)	
			PJSC MetLife (Ukraine)					16,762	(192,611)			(175,849)	365,144
		51-0205283	International Technical and Advisory Services Limited (USA-DE)					(196,955)				(196,955)	
		02-0649743	Borderland Investments Limited (USA-DE)					(1,344)				(1,344)	
			ALICO Hellas Single Member Limited Liability Company (Greece)					(5,007)				(5,007)	
			MetLife Asset Management Corp. (Japan)					43,862,291				43,862,291	
			MetLife Mas, S.A. de C.V. (Mexico)					(186,069)				(186,069)	
			MetLife Columbia Seguros de Vida S.A. (Columbia)					(2,055,140)	(1,061,242)			(3,116,382)	2,735,883
		13-5581829	MetLife Member Solaire, LLC		11,776,617							11,776,617	
		AA-2980001	MetLife Seguros S.A. (Uruguay)					86,630	(586,099)			(499,469)	182,785
			Global Properties, Inc.					6,045,380				6,045,380	
			MetLife Global Holding Company I GmbH (Swiss)	(1,940,000,000)								(1,940,000,000)	
			MetLife Investment Management Holdings (Ireland) Limited									(14,645,768)	
			MetLife Insurance Limited (UK)					4,377,603				4,377,603	
			MetLife Europe Services Limited (Ireland)					47,630,197				47,630,197	
			MetLife Europe Insurance d.a.c.					(4,994,276)	(40,849,497)			(45,843,773)	14,795,517
		AA-1780108	MetLife Europe d.a.c.					(102,386,229)	(8,957,361)		(267,111)	(111,610,701)	13,657,443
34031		MetLife Pensions Trustees Limited								267,111	267,111		
		MetLife Life Insurance Company S.A. (Greece)					3,854,662	(773,505)			3,081,157	1,579,502	
		MetLife Services EEIG (European Economic Int Group)					38,611,776				38,611,776		
		PREFCO XX Limited Partnership		(92,302,891)							(92,302,891)		
		Plaza Drive Properties		5,946							5,946		
		Met Money Market Pool					(22,815)				(22,815)		
	AA-1860015	MetLife Emeklilik ve Hayat A.S. (Turkey)					64,710	(7,581,397)			(7,516,687)	2,147,334	
	80-0946518	MetLife Core Property Fund, LP		50,000,000							50,000,000		
		MetLife Reinsurance Company of Bermuda Ltd.					(7,148,626)	428,405			(6,720,221)	144,255	
		MetLife Innovation Centre Pte. Ltd					1,092,984				1,092,984		
		MetLife FM Hotel Member, LLC		(14,946,671)							(14,946,671)		
	20-8262386	Logan Circle Partners, L. P.					(8,140,981)				(8,140,981)		

**SCHEDULE Y**

**PART 2 - SUMMARY OF INSURER'S TRANSACTIONS WITH ANY AFFILIATES**

1	2	3	4	5	6	7	8	9	10	11	12	13
NAIC Company Code	ID Number	Names of Insurers and Parent, Subsidiaries or Affiliates	Shareholder Dividends	Capital Contributions	Purchases, Sales or Exchanges of Loans, Securities, Real Estate, Mortgage Loans or Other Investments	Income/ (Disbursements) Incurred in Connection with Guarantees or Undertakings for the Benefit of any Affiliate(s)	Management Agreements and Service Contracts	Income/ (Disbursements) Incurred under Reinsurance Agreements	*	Any Other Material Activity Not in the Ordinary Course of the Insurer's Business	Totals	Reinsurance Recoverable/ (Payable) on Losses and/or Reserve Credit Taken/ (Liability)
		MetLife Real Estate Lending, LLC.....			4,582,876,362						4,582,876,362	
		ML-AI MetLife Member 2, LLC.....		3,094,841							3,094,841	
	20-8349277.....	Sandpiper Cove Associates II, LLC.....		(11,838,601)							(11,838,601)	
	47-3741955.....	ML Miilani Member, LLC.....		(1,867,763)							(1,867,763)	
	13-5581829.....	MetLife SP Holdings, LLC.....		(50,000,000)							(50,000,000)	
	46-5563450.....	Buford Logistics Center, LLC.....		(1,341,147)							(1,341,147)	
	81-0770888.....	MetLife Treat Towers Member, LLC (11000).....		(12,030,151)							(12,030,151)	
	47-5228317.....	MCPPI Owners, LLC.....		38,139,515							38,139,515	
		Sino-US United Metlife Insurance Company.....	(49,000,000)				(1,941,120)	(649,536)			(51,590,656)	991,428
		ML-AI MetLife Member 3, LLC.....		351,709							351,709	
		ML-AI MetLife Member 4, LLC.....		35,018,169							35,018,169	
	13-5581829.....	MetLife 8280 Member, LLC.....		10,955,102							10,955,102	
		MetLife HCMJV 1 LP, LLC.....		(10,676,107)							(10,676,107)	
		1925 WJC, LLC.....		(21,848,577)							(21,848,577)	
		MetLife EU Holding Company Limited (Ireland).....			(5,707,938)						(5,707,938)	
		MetLife Assignment Company.....					(1,487,235)				(1,487,235)	
	98-0613376.....	MetLife Global Operations Support Center Private Limited.....					1,155,478				1,155,478	
	43-1906210.....	MetLife Investments Securities.....					(408,747)				(408,747)	
	13-5581829.....	Southcreek Industrial Holdings, LLC.....		27,804,467							27,804,467	
		MMP Owners, LLC.....		70,391,882							70,391,882	
9999999	Control Totals.....		0	0	0	0	0	0	XXX	0	0	(50,391,854)

98.4

**Detailed Explanation**

Stochastic calculation of reserves is done at the company level w/ assumptions specific to the company and different mixes of business of each company can produce different results. Therefore there are different reserves for the affiliated assuming/ceding companies that reinsure certain products' risks.

Annual Statement for the year 2018 of the **Metropolitan Property and Casualty Insurance Company**  
**SUPPLEMENTAL EXHIBITS AND SCHEDULES INTERROGATORIES**

The following supplemental reports are required to be filed as part of your statement filing unless specifically waived by the domiciliary state. However, in the event that your domiciliary state waives the filing requirement, your response of WAIVED to the specific interrogatory will be accepted in lieu of filing a "NONE" report and a bar code will be printed below. If the supplement is required of your company but is not being filed for whatever reason enter SEE EXPLANATION and provide an explanation following the interrogatory questions.

**MARCH FILING**

1. Will an actuarial opinion be filed by March 1?
2. Will the Supplemental Compensation Exhibit be filed with the state of domicile by March 1?
3. Will the confidential Risk-Based Capital Report be filed with the NAIC by March 1?
4. Will the confidential Risk-Based Capital Report be filed with the state of domicile, if required, by March 1?

**Responses**

YES  
 YES  
 YES  
 YES

**APRIL FILING**

5. Will the Insurance Expense Exhibit be filed with the state of domicile and the NAIC by April 1?
6. Will the Management's Discussion and Analysis be filed by April 1?
7. Will the Supplemental Investment Risks Interrogatories be filed by April 1?

YES  
 YES  
 YES

**MAY FILING**

8. Will this company be included in a combined annual statement that is filed with the NAIC by May 1?

YES

**JUNE FILING**

9. Will an audited financial report be filed by June 1?
10. Will Accountants Letter of Qualifications be filed with the state of domicile and electronically with the NAIC by June 1?

YES  
 YES

**AUGUST FILING**

11. Will the regulator-only (non-public) Communication of Internal Control Related Matters Noted in Audit be filed with the state of domicile and electronically with the NAIC (as a regulator-only non-public document) by August 1?

YES

The following supplemental reports are required to be filed as part of your statement filing **if your company is engaged in the type of business covered by the supplement. However, in the event that your company does not transact the type of business for which the special report must be filed, your response of NO to the specific interrogatory will be accepted in lieu of filing a "NONE" report and a bar code will be printed below.**

If the supplement is required of your company but is not being filed for whatever reason, enter SEE EXPLANATION and provide an explanation following the interrogatory questions.

**MARCH FILING**

12. Will Schedule SIS (Stockholder Information Supplement) be filed with the state of domicile by March 1?
13. Will the Financial Guaranty Insurance Exhibit be filed by March 1?
14. Will the Medicare Supplement Insurance Experience Exhibit be filed with the state of domicile and the NAIC by March 1?
15. Will Supplement A to Schedule T (Medical Professional Liability Supplement) be filed by March 1?
16. Will the Trusteed Surplus Statement be filed with the state of domicile and the NAIC by March 1?
17. Will the Premiums Attributed to Protected Cells Exhibit be filed by March 1?
18. Will the Reinsurance Summary Supplemental Filing for General Interrogatory 9 be filed with the state of domicile and the NAIC by March 1?
19. Will the Medicare Part D Coverage Supplement be filed with the state of domicile and the NAIC by March 1?
20. Will the confidential Actuarial Opinion Summary be filed with the state of domicile, if required, by March 15 (or the date otherwise specified)?
21. Will the Reinsurance Attestation Supplement be filed with the state of domicile and the NAIC by March 1?
22. Will the Exceptions to the Reinsurance Attestation Supplement be filed with the state of domicile by March 1?
23. Will the Bail Bond Supplement be filed with the state of domicile and the NAIC by March 1?
24. Will the Director and Officer Insurance Coverage Supplement be filed with the state of domicile and the NAIC by March 1?
25. Will an approval from the reporting entity's state of domicile for relief related to the five-year rotation requirement for lead audit partner be filed electronically with the NAIC by March 1?
26. Will an approval from the reporting entity's state of domicile for relief related to the one-year cooling off period for independent CPA be filed electronically with the NAIC by March 1?
27. Will an approval from the reporting entity's state of domicile for relief related to the Requirements for Audit Committees be filed electronically with the NAIC by March 1?
28. Will the Supplemental Schedule for Reinsurance Counterparty Reporting Exception - Asbestos and Pollution Contracts be filed with the state of domicile and the NAIC by March 1?

NO  
 NO  
 NO  
 NO  
 NO  
 NO  
 NO  
 YES  
 YES  
 NO  
 NO  
 NO  
 NO  
 NO  
 NO  
 NO

**APRIL FILING**

29. Will the Credit Insurance Experience Exhibit be filed with state of domicile and the NAIC by April 1?
30. Will the Long-Term Care Experience Reporting Forms be filed with the state of domicile and the NAIC by April 1?
31. Will the Accident and Health Policy Experience Exhibit be filed by April 1?
32. Will the Supplemental Health Care Exhibit (Parts 1, 2 and 3) be filed with the state of domicile and the NAIC by April 1?
33. Will the regulator-only (non-public) Supplemental Health Care Exhibit's Expense Allocation Report be filed with the state of domicile and the NAIC by April 1?
34. Will the Cybersecurity and Identity Theft Insurance Coverage Supplement be filed with the state of domicile and the NAIC by April 1?
35. Will the Life, Health & Annuity Guaranty Association Model Act Assessment Base Reconciliation Exhibit be filed with the state of domicile and the NAIC by April 1?
36. Will the Adjustments to the Life, Health & Annuity Guaranty Association Model Act Assessment Base Reconciliation Exhibit (if required) be filed with state of domicile and the NAIC by April 1?

NO  
 NO  
 YES  
 NO  
 NO  
 YES  
 NO  
 NO

**AUGUST FILING**

37. Will Management's Report of Internal Control Over Financial Reporting be filed with the state of domicile by August 1?

YES

Annual Statement for the year 2018 of the **Metropolitan Property and Casualty Insurance Company**  
**SUPPLEMENTAL EXHIBITS AND SCHEDULES INTERROGATORIES**


The following supplemental reports are required to be filed as part of your statement filing unless specifically waived by the domiciliary state. However, in the event that your domiciliary state waives the filing requirement, your response of WAIVED to the specific interrogatory will be accepted in lieu of filing a "NONE" report and a bar code will be printed below. If the supplement is required of your company but is not being filed for whatever reason enter SEE EXPLANATION and provide an explanation following the interrogatory questions.

**EXPLANATION:**


**BAR CODE:**

- 1.
- 2.
- 3.
- 4.
- 5.
- 6.
- 7.
- 8.
- 9.
- 10.
- 11.

- 12. The data for this supplement is not required to be filed.
- 13. The data for this supplement is not required to be filed.
- 14. The data for this supplement is not required to be filed.
- 15. The data for this supplement is not required to be filed.
- 16. The data for this supplement is not required to be filed.
- 17. The data for this supplement is not required to be filed.
- 18. The data for this supplement is not required to be filed.
- 19. The data for this supplement is not required to be filed.



- 20.
- 21.
- 22. The data for this supplement is not required to be filed.
- 23. The data for this supplement is not required to be filed.
- 24. The data for this supplement is not required to be filed.
- 25. The data for this supplement is not required to be filed.
- 26. The data for this supplement is not required to be filed.
- 27. The data for this supplement is not required to be filed.
- 28. The data for this supplement is not required to be filed.
- 29. The data for this supplement is not required to be filed.
- 30. The data for this supplement is not required to be filed.
- 31.



- 32. The data for this supplement is not required to be filed.
- 33. The data for this supplement is not required to be filed.
- 34.



Annual Statement for the year 2018 of the **Metropolitan Property and Casualty Insurance Company**  
**SUPPLEMENTAL EXHIBITS AND SCHEDULES INTERROGATORIES**

The following supplemental reports are required to be filed as part of your statement filing unless specifically waived by the domiciliary state. However, in the event that your domiciliary state waives the filing requirement, your response of WAIVED to the specific interrogatory will be accepted in lieu of filing a "NONE" report and a bar code will be printed below. If the supplement is required of your company but is not being filed for whatever reason enter SEE EXPLANATION and provide an explanation following the interrogatory questions.

35. The data for this supplement is not required to be filed.



36. The data for this supplement is not required to be filed.



37.

Annual Statement for the year 2018 of the **Metropolitan Property and Casualty Insurance Company**  
**Overflow Page for Write-Ins**

**Additional Write-ins for Assets:**

	Current Statement Date			4 December 31, Prior Year Net Admitted Assets
	1 Assets	2 Nonadmitted Assets	3 Net Admitted Assets (Cols. 1 - 2)	
2504. Deferred expenses.....	14,098,124	14,098,124	0	
2505. Voluntary employee benefit.....			0	1,975,903
2506. Miscellaneous.....			0	7,174
2597. Summary of remaining write-ins for Line 25.....	14,098,124	14,098,124	0	1,983,077

**Additional Write-ins for Statement of Income:**

	1 Current Year	2 Prior Year
1404. Restated quota share - dividends, write-offs, payment fees.....	(23,781,593)	(19,058,156)
1497. Summary of remaining write-ins for Line 14.....	(23,781,593)	(19,058,156)

**Additional Write-ins for Underwriting and Investment Exhibit-Part 3:**

	1 Loss Adjustment Expenses	2 Other Underwriting Expenses	3 Investment Expenses	4 Total
2404. Miscellaneous expenses.....	(195,475)	1,968,238	115,972	1,888,735
2405. Income from services.....	(140,665)	(6,160,886)		(6,301,551)
2497. Summary of remaining write-ins for Line 24.....	(336,140)	(4,192,648)	115,972	(4,412,816)

**Overflow Page for Write-Ins**

100L

**NONE**



## 2018 ALPHABETICAL INDEX -- PROPERTY & CASUALTY ANNUAL STATEMENT BLANK

Assets	2	Schedule P-Part 2H-Section 2-Other Liability-Claims-Made	58
Cash Flow	5	Schedule P-Part 2I-Spec. Prop. (Fire, Allied Lines, Inland Marine, Earthquake, Burglary, Theft)	59
Exhibit of Capital Gains (Losses)	12	Schedule P-Part 2J-Auto Physical Damage	59
Exhibit of Net Investment Income	12	Schedule P-Part 2K-Fidelity, Surety	59
Exhibit of Nonadmitted Assets	13	Schedule P-Part 2L-Other (Including Credit, Accident and Health)	59
Exhibit of Premiums and Losses (State Page)	19	Schedule P-Part 2M-International	59
Five-Year Historical Data	17	Schedule P-Part 2N-Reinsurance - Nonproportional Assumed Property	60
General Interrogatories	15	Schedule P-Part 2O-Reinsurance - Nonproportional Assumed Liability	60
Jurat Page	1	Schedule P-Part 2P-Reinsurance - Nonproportional Assumed Financial Lines	60
Liabilities, Surplus and Other Funds	3	Schedule P-Part 2R-Section 1-Products Liability-Occurrence	61
Notes To Financial Statements	14	Schedule P-Part 2R-Section 2-Products Liability-Claims-Made	61
Overflow Page For Write-ins	100	Schedule P-Part 2S-Financial Guaranty/Mortgage Guaranty	61
Schedule A-Part 1	E01	Schedule P-Part 2T-Warranty	61
Schedule A-Part 2	E02	Schedule P-Part 3A-Homeowners/Farmowners	62
Schedule A-Part 3	E03	Schedule P-Part 3B-Private Passenger Auto Liability/Medical	62
Schedule A-Verification Between Years	SI02	Schedule P-Part 3C-Commercial Auto/Truck Liability/Medical	62
Schedule B-Part 1	E04	Schedule P-Part 3D-Workers' Compensation (Excluding Excess Workers Compensation)	62
Schedule B-Part 2	E05	Schedule P-Part 3E-Commercial Multiple Peril	62
Schedule B-Part 3	E06	Schedule P-Part 3F-Section 1-Medical Professional Liability-Occurrence	63
Schedule B-Verification Between Years	SI02	Schedule P-Part 3F-Section 2-Medical Professional Liability-Claims-Made	63
Schedule BA-Part 1	E07	Schedule P-Part 3G-Special Liability (Ocean Marine, Aircraft (All Perils), Boiler & Machinery)	63
Schedule BA-Part 2	E08	Schedule P-Part 3H-Section 1-Other Liability-Occurrence	63
Schedule BA-Part 3	E09	Schedule P-Part 3H-Section 2-Other Liability-Claims-Made	63
Schedule BA-Verification Between Years	SI03	Schedule P-Part 3I-Spec. Prop. (Fire, Allied Lines, Inland Marine, Earthquake, Burglary, Theft)	64
Schedule D-Part 1	E10	Schedule P-Part 3J-Auto Physical Damage	64
Schedule D-Part 1A-Section 1	SI05	Schedule P-Part 3K-Fidelity/Surety	64
Schedule D-Part 1A-Section 2	SI08	Schedule P-Part 3L-Other (Including Credit, Accident and Health)	64
Schedule D-Part 2-Section 1	E11	Schedule P-Part 3M-International	64
Schedule D-Part 2-Section 2	E12	Schedule P-Part 3N-Reinsurance - Nonproportional Assumed Property	65
Schedule D-Part 3	E13	Schedule P-Part 3O-Reinsurance - Nonproportional Assumed Liability	65
Schedule D-Part 4	E14	Schedule P-Part 3P-Reinsurance - Nonproportional Assumed Financial Lines	65
Schedule D-Part 5	E15	Schedule P-Part 3R-Section 1-Products Liability-Occurrence	66
Schedule D-Part 6-Section 1	E16	Schedule P-Part 3R-Section 2-Products Liability-Claims-Made	66
Schedule D-Part 6-Section 2	E16	Schedule P-Part 3S-Financial Guaranty/Mortgage Guaranty	66
Schedule D-Summary By Country	SI04	Schedule P-Part 3T-Warranty	66
Schedule D-Verification Between Years	SI03	Schedule P-Part 4A-Homeowners/Farmowners	67
Schedule DA-Part 1	E17	Schedule P-Part 4B-Private Passenger Auto Liability/Medical	67
Schedule DA-Verification Between Years	SI10	Schedule P-Part 4C-Commercial Auto/Truck Liability/Medical	67
Schedule DB-Part A-Section 1	E18	Schedule P-Part 4D-Workers' Compensation (Excluding Excess Workers Compensation)	67
Schedule DB-Part A-Section 2	E19	Schedule P-Part 4E-Commercial Multiple Peril	67
Schedule DB-Part A-Verification Between Years	SI11	Schedule P-Part 4F-Section 1-Medical Professional Liability-Occurrence	68
Schedule DB-Part B-Section 1	E20	Schedule P-Part 4F-Section 2-Medical Professional Liability-Claims-Made	68
Schedule DB-Part B-Section 2	E21	Schedule P-Part 4G-Special Liability (Ocean Marine, Aircraft (All Perils), Boiler & Machinery)	68
Schedule DB-Part B-Verification Between Years	SI11	Schedule P-Part 4H-Section 1-Other Liability-Occurrence	68
Schedule DB-Part C-Section 1	SI12	Schedule P-Part 4H-Section 2-Other Liability-Claims-Made	68
Schedule DB-Part C-Section 2	SI13	Schedule P-Part 4I-Spec. Prop. (Fire, Allied Lines, Inland Marine, Earthquake, Burglary & Theft)	69
Schedule DB-Part D-Section 1	E22	Schedule P-Part 4J-Auto Physical Damage	69
Schedule DB-Part D-Section 2	E23	Schedule P-Part 4K-Fidelity/Surety	69
Schedule DB-Verification	SI14	Schedule P-Part 4L-Other (Including Credit, Accident and Health)	69
Schedule DL-Part 1	E24	Schedule P-Part 4M-International	69
Schedule DL-Part 2	E25	Schedule P-Part 4N-Reinsurance - Nonproportional Assumed Property	70
Schedule E-Part 1-Cash	E26	Schedule P-Part 4O-Reinsurance - Nonproportional Assumed Liability	70
Schedule E-Part 2-Cash Equivalents	E27	Schedule P-Part 4P-Reinsurance - Nonproportional Assumed Financial Lines	70
Schedule E-Verification Between Years	SI15	Schedule P-Part 4R-Section 1-Products Liability-Occurrence	71
Schedule E-Part 3-Special Deposits	E28	Schedule P-Part 4R-Section 2-Products Liability-Claims-Made	71
Schedule F-Part 1	20	Schedule P-Part 4S-Financial Guaranty/Mortgage Guaranty	71
Schedule F-Part 2	21	Schedule P-Part 4T-Warranty	71
Schedule F-Part 3	22	Schedule P-Part 5A-Homeowners/Farmowners	72
Schedule F-Part 4	27	Schedule P-Part 5B-Private Passenger Auto Liability/Medical	73
Schedule F-Part 5	28	Schedule P-Part 5C-Commercial Auto/Truck Liability/Medical	74
Schedule F-Part 6	29	Schedule P-Part 5D-Workers' Compensation (Excluding Excess Workers Compensation)	75
Schedule H-Accident and Health Exhibit-Part 1	30	Schedule P-Part 5E-Commercial Multiple Peril	76
Schedule H-Part 2, Part 3 and Part 4	31	Schedule P-Part 5F-Medical Professional Liability-Claims-Made	78
Schedule H-Part 5-Health Claims	32	Schedule P-Part 5F-Medical Professional Liability-Occurrence	77
Schedule P-Part 1-Summary	33	Schedule P-Part 5H-Other Liability-Claims-Made	80
Schedule P-Part 1A-Homeowners/Farmowners	35	Schedule P-Part 5H-Other Liability-Occurrence	79
Schedule P-Part 1B-Private Passenger Auto Liability/Medical	36	Schedule P-Part 5R-Products Liability-Claims-Made	82
Schedule P-Part 1C-Commercial Auto/Truck Liability/Medical	37	Schedule P-Part 5R-Products Liability-Occurrence	81
Schedule P-Part 1D-Workers' Compensation (Excluding Excess Workers Compensation)	38	Schedule P-Part 5T-Warranty	83
Schedule P-Part 1E-Commercial Multiple Peril	39	Schedule P-Part 6C-Commercial Auto/Truck Liability/Medical	84
Schedule P-Part 1F-Section 1-Medical Professional Liability-Occurrence	40	Schedule P-Part 6D-Workers' Compensation (Excluding Excess Workers Compensation)	84
Schedule P-Part 1F-Section 2-Medical Professional Liability-Claims-Made	41	Schedule P-Part 6E-Commercial Multiple Peril	85
Schedule P-Part 1G-Special Liability (Ocean, Marine, Aircraft (All Perils), Boiler & Machinery)	42	Schedule P-Part 6H-Other Liability-Claims-Made	86
Schedule P-Part 1H-Section 1-Other Liability-Occurrence	43	Schedule P-Part 6H-Other Liability-Occurrence	85
Schedule P-Part 1H-Section 2-Other Liability-Claims-Made	44	Schedule P-Part 6M-International	86
Schedule P-Part 1I-Spec. Prop. (Fire, Allied Lines, Inland Marine, Earthquake, Burglary & Theft)	45	Schedule P-Part 6N-Reinsurance - Nonproportional Assumed Property	87
Schedule P-Part 1J-Auto Physical Damage	46	Schedule P-Part 6O-Reinsurance - Nonproportional Assumed Liability	87
Schedule P-Part 1K-Fidelity/Surety	47	Schedule P-Part 6R-Products Liability-Claims-Made	88
Schedule P-Part 1L-Other (Including Credit, Accident and Health)	48	Schedule P-Part 6R-Products Liability-Occurrence	88
Schedule P-Part 1M-International	49	Schedule P-Part 7A-Primary Loss Sensitive Contracts	89
Schedule P-Part 1N-Reinsurance - Nonproportional Assumed Property	50	Schedule P-Part 7B-Reinsurance Loss Sensitive Contracts	91
Schedule P-Part 1O-Reinsurance - Nonproportional Assumed Liability	51	Schedule P Interrogatories	93
Schedule P-Part 1P-Reinsurance - Nonproportional Assumed Financial Lines	52	Schedule T-Exhibit of Premiums Written	94
Schedule P-Part 1R-Section 1-Products Liability-Occurrence	53	Schedule T-Part 2-Interstate Compact	95
Schedule P-Part 1R-Section 2-Products Liability-Claims-Made	54	Schedule Y-Information Concerning Activities of Insurer Members of a Holding Company Group	96
Schedule P-Part 1S-Financial Guaranty/Mortgage Guaranty	55	Schedule Y-Detail of Insurance Holding Company System	97
Schedule P-Part 1T-Warranty	56	Schedule Y-Part 2-Summary of Insurer's Transactions With Any Affiliates	98
Schedule P-Part 2, Part 3 and Part 4 - Summary	34	Statement of Income	4
Schedule P-Part 2A-Homeowners/Farmowners	57	Summary Investment Schedule	SI01
Schedule P-Part 2B-Private Passenger Auto Liability/Medical	57	Supplemental Exhibits and Schedules Interrogatories	99
Schedule P-Part 2C-Commercial Auto/Truck Liability/Medical	57	Underwriting and Investment Exhibit Part 1	6
Schedule P-Part 2D-Workers' Compensation (Excluding Excess Workers Compensation)	57	Underwriting and Investment Exhibit Part 1A	7
Schedule P-Part 2E-Commercial Multiple Peril	57	Underwriting and Investment Exhibit Part 1B	8
Schedule P-Part 2F-Section 1-Medical Professional Liability-Occurrence	58	Underwriting and Investment Exhibit Part 2	9
Schedule P-Part 2F-Section 2-Medical Professional Liability-Claims-Made	58	Underwriting and Investment Exhibit Part 2A	10
Schedule P-Part 2G-Special Liability (Ocean Marine, Aircraft (All Perils), Boiler & Machinery)	58	Underwriting and Investment Exhibit Part 3	11
Schedule P-Part 2H-Section 1-Other Liability-Occurrence	58		