



# QUARTERLY STATEMENT

As of June 30, 2019  
of the Condition and Affairs of the

## Metropolitan Property and Casualty Insurance Company

NAIC Group Code.....241, 241 (Current Period) (Prior Period)	NAIC Company Code..... 26298	Employer's ID Number..... 13-2725441
Organized under the Laws of RI	State of Domicile or Port of Entry RI	Country of Domicile US
Incorporated/Organized..... August 31, 1972	Commenced Business..... December 8, 1972	
Statutory Home Office	700 Quaker Lane .. Warwick .. RI .. US .. 02886-6669 <i>(Street and Number) (City or Town, State, Country and Zip Code)</i>	
Main Administrative Office	700 Quaker Lane .. Warwick .. RI .. US .. 02886-6669 <i>(Street and Number) (City or Town, State, Country and Zip Code)</i>	401-827-2400 <i>(Area Code) (Telephone Number)</i>
Mail Address	PO Box 350, 700 Quaker Lane .. Warwick .. RI .. US .. 02887-0350 <i>(Street and Number or P. O. Box) (City or Town, State, Country and Zip Code)</i>	
Primary Location of Books and Records	700 Quaker Lane .. Warwick .. RI .. US .. 02886-6669 <i>(Street and Number) (City or Town, State, Country and Zip Code)</i>	800-638-4208 <i>(Area Code) (Telephone Number)</i>
Internet Web Site Address	www.metlife.com	
Statutory Statement Contact	Kevin Paul Swift <i>(Name)</i> kswift@metlife.com <i>(E-Mail Address)</i>	800-638-4208 <i>(Area Code) (Telephone Number) (Extension)</i> 401-827-2315 <i>(Fax Number)</i>

### OFFICERS

Name	Title	Name	Title
1. Darla Ann Finchum #	President	2. Maura Catherine Travers	Assistant General Counsel and Secretary
3. Michael John Bednarick	Vice President and Chief Financial Officer	4. Edward Allen Spehar Jr.	Treasurer

### OTHER

Michael John Abate	Vice President	Zulfi Shafaat Ahmed	Senior Vice President and Chief Information Security Officer
Robert Edward Bean	Vice President	Charles Phillip Cavas	Vice President and Associate General Counsel
Kevin Chean	Vice President	Charles Patrick Connery	Vice President and Assistant Treasurer
Roger Elder	Vice President	Barbara Jean Furr	Vice President
Paul Edward Gavin	Senior Vice President	Lorene Elsie Guardado	Vice President
Lise Ann Hasegawa	Vice President	Michelle Lee Kolodziejczak	Vice President
Richard Jay Leist	Executive Vice President and Executive Investment	Richard Paul Lonardo	Vice President
Jason Phillip Manske	Senior Vice President and Chief Hedging Officer	Aaron Matthew McClain	Vice President
Patrick John Meyer	Vice President	Albert Montoya	Vice President and Investment Officer
Michael Valentine Neubauer	Vice President	Robert Francis Nostramo	Vice President and General Counsel
Brenda Ann Perkins	Vice President	Kevin Stanley Redgate	Senior Vice President and Senior Investment Officer
Christopher Timothy Rhodes	Vice President	Joseph Urba Rupp Jr.	Vice President
James Sheridan Stevens	Vice President and Investment Officer	Richard Andrew Stevens	Vice President and Controller
Calvin Tyrone Strong	Vice President	Donald Gerard Sullivan	Vice President

### DIRECTORS OR TRUSTEES

Michael John Bednarick	Cynthia Faye Coverson	Darla Ann Finchum #	Todd Brian Katz
William Charles O'Donnell	Alessandro Papa	Kevin Stanley Redgate	

State of..... Rhode Island  
County of..... Kent

The officers of this reporting entity being duly sworn, each depose and say that they are the described officers of said reporting entity, and that on the reporting period stated above, all of the herein described assets were the absolute property of the said reporting entity, free and clear from any liens or claims thereon, except as herein stated, and that this statement, together with related exhibits, schedules and explanations therein contained, annexed or referred to, is a full and true statement of all the assets and liabilities and of the condition and affairs of the said reporting entity as of the reporting period stated above, and of its income and deductions therefrom for the period ended, and have been completed in accordance with the NAIC *Annual Statement Instructions and Accounting Practices and Procedures* manual except to the extent that: (1) state law may differ; or, (2) that state rules or regulations require differences in reporting not related to accounting practices and procedures, according to the best of their information, knowledge and belief, respectively. Furthermore, the scope of this attestation by the described officers also includes the related corresponding electronic filing with the NAIC, when required, that is an exact copy (except for formatting differences due to electronic filing) of the enclosed statement. The electronic filing may be requested by various regulators in lieu of or in addition to the enclosed statement.

*Darla Ann Finchum*

Darla Ann Finchum  
President

*Maura Catherine Travers*

Maura Catherine Travers  
Assistant General Counsel and Secretary


*Michael John Bednarick*

Michael John Bednarick  
Vice President and Chief Financial Officer

Subscribed and sworn to before me  
This 9th day of August, 2019

*Deborah L. Masterson*

Deborah L. Masterson  
Notary  
June 24, 2021



Is this an original filing?  
1. State the amendment number  
2. Date filed  
Number of pages attached

Yes [ X ] No [ ]

\_\_\_\_\_  
\_\_\_\_\_  
\_\_\_\_\_

Statement for June 30, 2019 of the **Metropolitan Property and Casualty Insurance Company**  
**ASSETS**

	Current Statement Date			4 December 31 Prior Year Net Admitted Assets
	1 Assets	2 Nonadmitted Assets	3 Net Admitted Assets (Cols. 1 - 2)	
1. Bonds.....	3,519,370,303		3,519,370,303	3,427,314,123
2. Stocks:				
2.1 Preferred stocks.....	47,655,540		47,655,540	44,841,400
2.2 Common stocks.....	1,008,762,428	963,428	1,007,799,000	989,235,035
3. Mortgage loans on real estate:				
3.1 First liens.....	328,411,692		328,411,692	293,616,871
3.2 Other than first liens.....			0	
4. Real estate:				
4.1 Properties occupied by the company (less \$.....0 encumbrances).....			0	15,418
4.2 Properties held for the production of income (less \$.....0 encumbrances).....			0	
4.3 Properties held for sale (less \$.....0 encumbrances).....			0	
5. Cash (\$.....(103,456,569)), cash equivalents (\$.....78,259,949) and short-term investments (\$.....10,979,140).....	(14,217,480)		(14,217,480)	(39,077,917)
6. Contract loans (including \$.....0 premium notes).....			0	
7. Derivatives.....	5,391,460		5,391,460	5,201,276
8. Other invested assets.....	271,481,594		271,481,594	257,851,720
9. Receivables for securities.....	54,724		54,724	11,414
10. Securities lending reinvested collateral assets.....			0	
11. Aggregate write-ins for invested assets.....	216,380	0	216,380	165,789
12. Subtotals, cash and invested assets (Lines 1 to 11).....	5,167,126,641	963,428	5,166,163,213	4,979,175,129
13. Title plants less \$.....0 charged off (for Title insurers only).....			0	
14. Investment income due and accrued.....	40,299,527		40,299,527	39,346,742
15. Premiums and considerations:				
15.1 Uncollected premiums and agents' balances in the course of collection.....	45,910,152	7,492,945	38,417,207	16,460,847
15.2 Deferred premiums, agents' balances and installments booked but deferred and not yet due (including \$.....0 earned but unbilled premiums).....	1,314,756,605		1,314,756,605	1,316,598,266
15.3 Accrued retrospective premiums (\$.....0) and contracts subject to redetermination (\$.....0).....			0	
16. Reinsurance:				
16.1 Amounts recoverable from reinsurers.....	3,425,075	309,383	3,115,692	3,990,279
16.2 Funds held by or deposited with reinsured companies.....	48,408		48,408	48,655
16.3 Other amounts receivable under reinsurance contracts.....			0	
17. Amounts receivable relating to uninsured plans.....			0	
18.1 Current federal and foreign income tax recoverable and interest thereon.....			0	
18.2 Net deferred tax asset.....	79,475,833		79,475,833	94,764,613
19. Guaranty funds receivable or on deposit.....	4,031,904		4,031,904	3,557,882
20. Electronic data processing equipment and software.....	59,190,626	59,190,626	0	
21. Furniture and equipment, including health care delivery assets (\$.....0).....	1,433,155	1,433,155	0	
22. Net adjustment in assets and liabilities due to foreign exchange rates.....			0	
23. Receivables from parent, subsidiaries and affiliates.....	37,260,008		37,260,008	30,041,830
24. Health care (\$.....0) and other amounts receivable.....			0	
25. Aggregate write-ins for other than invested assets.....	395,921,150	24,569,744	371,351,406	358,402,325
26. Total assets excluding Separate Accounts, Segregated Accounts and Protected Cell Accounts (Lines 12 through 25).....	7,148,879,084	93,959,281	7,054,919,803	6,842,386,568
27. From Separate Accounts, Segregated Accounts and Protected Cell Accounts.....			0	
28. Total (Lines 26 and 27).....	7,148,879,084	93,959,281	7,054,919,803	6,842,386,568

**DETAILS OF WRITE-INS**

1101. Receivables for investments other than securities.....	216,380		216,380	165,789
1102. ....			0	
1103. ....			0	
1198. Summary of remaining write-ins for Line 11 from overflow page.....	0	0	0	0
1199. Totals (Lines 1101 thru 1103 plus 1198) (Line 11 above).....	216,380	0	216,380	165,789
2501. Value of company-owned life insurance.....	332,415,037		332,415,037	329,013,469
2502. Equities and deposits in pools and associations.....	38,936,369		38,936,369	29,388,856
2503. Deferred expenses.....	24,569,744	24,569,744	0	
2598. Summary of remaining write-ins for Line 25 from overflow page.....	0	0	0	0
2599. Totals (Lines 2501 thru 2503 plus 2598) (Line 25 above).....	395,921,150	24,569,744	371,351,406	358,402,325

Statement for June 30, 2019 of the **Metropolitan Property and Casualty Insurance Company**  
**LIABILITIES, SURPLUS AND OTHER FUNDS**

	1 Current Statement Date	2 December 31 Prior Year
1. Losses (current accident year \$....458,544,171).....	1,270,887,154	1,253,961,972
2. Reinsurance payable on paid losses and loss adjustment expenses.....	3,607	31,916
3. Loss adjustment expenses.....	258,420,768	260,955,585
4. Commissions payable, contingent commissions and other similar charges.....	54,037,859	56,958,217
5. Other expenses (excluding taxes, licenses and fees).....	30,112,688	38,047,181
6. Taxes, licenses and fees (excluding federal and foreign income taxes).....	13,206,336	21,136,653
7.1 Current federal and foreign income taxes (including \$....(582,712) on realized capital gains (losses)).....	1,114,857	10,945,536
7.2 Net deferred tax liability.....		
8. Borrowed money \$....800,000,000 and interest thereon \$....1,478,965.....	801,478,965	801,506,778
9. Unearned premiums (after deducting unearned premiums for ceded reinsurance of \$....19,219,321 and including warranty reserves of \$.....0 and accrued accident and health experience rating refunds including \$.....0 for medical loss ratio rebate per the Public Health Service Act).....	1,797,877,278	1,758,438,220
10. Advance premium.....	34,703,462	25,378,962
11. Dividends declared and unpaid:		
11.1 Stockholders.....	1,332,315	1,462,685
11.2 Policyholders.....		1,200,000
12. Ceded reinsurance premiums payable (net of ceding commissions).....	6,174,349	6,089,515
13. Funds held by company under reinsurance treaties.....	497	
14. Amounts withheld or retained by company for account of others.....	3,385,000	4,547,404
15. Remittances and items not allocated.....	2,161,613	2,517,776
16. Provision for reinsurance (including \$.....0 certified).....		248,022
17. Net adjustments in assets and liabilities due to foreign exchange rates.....		
18. Drafts outstanding.....		
19. Payable to parent, subsidiaries and affiliates.....	31,546,871	32,192,478
20. Derivatives.....	364,565	196,392
21. Payable for securities.....	30,554,318	4,363,978
22. Payable for securities lending.....	219,200,300	236,115,521
23. Liability for amounts held under uninsured plans.....		
24. Capital notes \$.....0 and interest thereon \$.....0.....		
25. Aggregate write-ins for liabilities.....	5,675,950	4,049,857
26. Total liabilities excluding protected cell liabilities (Lines 1 through 25).....	4,562,238,752	4,520,344,648
27. Protected cell liabilities.....		
28. Total liabilities (Lines 26 and 27).....	4,562,238,752	4,520,344,648
29. Aggregate write-ins for special surplus funds.....	0	0
30. Common capital stock.....	3,000,000	3,000,000
31. Preferred capital stock.....	315,000,000	315,000,000
32. Aggregate write-ins for other than special surplus funds.....	0	0
33. Surplus notes.....		
34. Gross paid in and contributed surplus.....	1,101,058,128	1,101,058,128
35. Unassigned funds (surplus).....	1,073,622,923	902,983,792
36. Less treasury stock, at cost:		
36.1 .....0.000 shares common (value included in Line 30 \$.....0).....		
36.2 .....0.000 shares preferred (value included in Line 31 \$.....0).....		
37. Surplus as regards policyholders (Lines 29 to 35, less 36).....	2,492,681,051	2,322,041,920
38. Totals (Page 2, Line 28, Col. 3).....	7,054,919,803	6,842,386,568

**DETAILS OF WRITE-INS**

2501. Cash collateral received on derivatives.....	5,668,574	4,041,574
2502. Miscellaneous.....	7,376	8,283
2503. ....		
2598. Summary of remaining write-ins for Line 25 from overflow page.....	0	0
2599. Totals (Lines 2501 thru 2503 plus 2598) (Line 25 above).....	5,675,950	4,049,857
2901. ....		
2902. ....		
2903. ....		
2998. Summary of remaining write-ins for Line 29 from overflow page.....	0	0
2999. Totals (Lines 2901 thru 2903 plus 2998) (Line 29 above).....	0	0
3201. ....		
3202. ....		
3203. ....		
3298. Summary of remaining write-ins for Line 32 from overflow page.....	0	0
3299. Totals (Lines 3201 thru 3203 plus 3298) (Line 32 above).....	0	0

Statement for June 30, 2019 of the **Metropolitan Property and Casualty Insurance Company**  
**STATEMENT OF INCOME**

	1 Current Year to Date	2 Prior Year to Date	3 Prior Year Ended December 31
<b>UNDERWRITING INCOME</b>			
1. Premiums earned:			
1.1 Direct..... (written \$.....794,067,679).....	759,519,073	724,927,999	1,477,110,978
1.2 Assumed..... (written \$.....1,133,863,432).....	1,130,042,315	1,114,110,970	2,256,714,968
1.3 Ceded..... (written \$.....33,956,687).....	35,026,022	35,467,352	72,493,729
1.4 Net..... (written \$.....1,893,974,424).....	1,854,535,366	1,803,571,617	3,661,332,217
DEDUCTIONS:			
2. Losses incurred (current accident year \$.....1,059,105,422):			
2.1 Direct.....	420,542,835	450,892,843	849,506,716
2.2 Assumed.....	653,700,526	639,068,220	1,309,710,054
2.3 Ceded.....	14,079,145	22,583,641	37,867,834
2.4 Net.....	1,060,164,216	1,067,377,422	2,121,348,936
3. Loss adjustment expenses incurred.....	181,022,700	160,567,462	332,995,761
4. Other underwriting expenses incurred.....	506,204,396	476,840,824	983,969,993
5. Aggregate write-ins for underwriting deductions.....	0	0	0
6. Total underwriting deductions (Lines 2 through 5).....	1,747,391,312	1,704,785,708	3,438,314,690
7. Net income of protected cells.....			
8. Net underwriting gain (loss) (Line 1 minus Line 6 + Line 7).....	107,144,054	98,785,909	223,017,527
<b>INVESTMENT INCOME</b>			
9. Net investment income earned.....	66,774,668	74,866,395	190,724,703
10. Net realized capital gains (losses) less capital gains tax of \$.....(582,712).....	(2,467,153)	(3,610,712)	(8,562,165)
11. Net investment gain (loss) (Lines 9 + 10).....	64,307,515	71,255,683	182,162,538
<b>OTHER INCOME</b>			
12. Net gain or (loss) from agents' or premium balances charged off (amount recovered \$.....468,639 amount charged off \$.....7,135,309).....	(6,666,670)	(4,500,924)	(11,066,812)
13. Finance and service charges not included in premiums.....	1,549,352	1,633,803	3,199,878
14. Aggregate write-ins for miscellaneous income.....	(6,614,578)	(4,889,923)	(10,097,335)
15. Total other income (Lines 12 through 14).....	(11,731,896)	(7,757,044)	(17,964,269)
16. Net income before dividends to policyholders, after capital gains tax and before all other federal and foreign income taxes (Lines 8 + 11 + 15).....	159,719,673	162,284,548	387,215,796
17. Dividends to policyholders.....	1,886,805	18,496	718,706
18. Net income, after dividends to policyholders, after capital gains tax and before all other federal and foreign income taxes (Line 16 minus Line 17).....	157,832,868	162,266,052	386,497,090
19. Federal and foreign income taxes incurred.....	19,752,033	17,447,120	45,945,223
20. Net income (Line 18 minus Line 19) (to Line 22).....	138,080,835	144,818,932	340,551,867
<b>CAPITAL AND SURPLUS ACCOUNT</b>			
21. Surplus as regards policyholders, December 31 prior year.....	2,322,041,920	2,265,527,251	2,265,527,251
22. Net income (from Line 20).....	138,080,835	144,818,932	340,551,867
23. Net transfers (to) from Protected Cell accounts.....			
24. Change in net unrealized capital gains or (losses) less capital gains tax of \$.....8,570,040.....	46,746,137	12,384,898	(25,761,164)
25. Change in net unrealized foreign exchange capital gain (loss).....	(379,375)	382,180	226,078
26. Change in net deferred income tax.....	(6,718,740)	(9,660,281)	(14,774,227)
27. Change in nonadmitted assets.....	(1,921,942)	(3,029,657)	(1,192,295)
28. Change in provision for reinsurance.....	248,022		28,141
29. Change in surplus notes.....			
30. Surplus (contributed to) withdrawn from protected cells.....			
31. Cumulative effect of changes in accounting principles.....			
32. Capital changes:			
32.1 Paid in.....			
32.2 Transferred from surplus (Stock Dividend).....			
32.3 Transferred to surplus.....			
33. Surplus adjustments:			
33.1 Paid in.....			
33.2 Transferred to capital (Stock Dividend).....			
33.3 Transferred from capital.....			
34. Net remittances from or (to) Home Office.....			
35. Dividends to stockholders.....	(5,415,806)	(4,301,245)	(242,563,731)
36. Change in treasury stock.....			
37. Aggregate write-ins for gains and losses in surplus.....	0	0	0
38. Change in surplus as regards policyholders (Lines 22 through 37).....	170,639,131	140,594,827	56,514,669
39. Surplus as regards policyholders, as of statement date (Lines 21 plus 38).....	2,492,681,051	2,406,122,078	2,322,041,920
<b>DETAILS OF WRITE-INS</b>			
0501. ....			
0502. ....			
0503. ....			
0598. Summary of remaining write-ins for Line 5 from overflow page.....	0	0	0
0599. Totals (Lines 0501 thru 0503 plus 0598) (Line 5 above).....	0	0	0
1401. Change in value of company-owned life insurance.....	4,830,136	4,324,202	8,755,553
1402. North Carolina clean risk subsidy.....	2,478,935	2,273,819	5,082,885
1403. Restated quota share - dividends, write-offs, payment fees.....	(13,923,649)	(11,323,902)	(23,781,593)
1498. Summary of remaining write-ins for Line 14 from overflow page.....	0	(164,042)	(154,180)
1499. Totals (Lines 1401 thru 1403 plus 1498) (Line 14 above).....	(6,614,578)	(4,889,923)	(10,097,335)
3701. ....			
3702. ....			
3703. ....			
3798. Summary of remaining write-ins for Line 37 from overflow page.....	0	0	0
3799. Totals (Lines 3701 thru 3703 plus 3798) (Line 37 above).....	0	0	0

Statement for June 30, 2019 of the **Metropolitan Property and Casualty Insurance Company**  
**CASH FLOW**

	1 Current Year to Date	2 Prior Year To Date	3 Prior Year Ended December 31
<b>CASH FROM OPERATIONS</b>			
1. Premiums collected net of reinsurance.....	1,840,336,017	1,801,890,725	3,610,381,101
2. Net investment income.....	71,773,697	74,791,810	183,760,601
3. Miscellaneous income.....	(11,731,896)	(7,757,044)	(17,964,269)
4. Total (Lines 1 through 3).....	1,900,377,818	1,868,925,491	3,776,177,433
5. Benefit and loss related payments.....	1,034,630,423	1,064,515,064	2,130,825,470
6. Net transfers to Separate Accounts, Segregated Accounts and Protected Cell Accounts.....			
7. Commissions, expenses paid and aggregate write-ins for deductions.....	697,342,369	659,062,103	1,300,596,678
8. Dividends paid to policyholders.....	3,086,805	218,496	218,706
9. Federal and foreign income taxes paid (recovered) net of \$.....0 tax on capital gains (losses).....	29,000,000	17,300,000	42,945,659
10. Total (Lines 5 through 9).....	1,764,059,597	1,741,095,663	3,474,586,513
11. Net cash from operations (Line 4 minus Line 10).....	136,318,221	127,829,828	301,590,920
<b>CASH FROM INVESTMENTS</b>			
12. Proceeds from investments sold, matured or repaid:			
12.1 Bonds.....	1,637,936,535	668,062,190	1,563,331,386
12.2 Stocks.....	2,124,453	12,305	1,169,783
12.3 Mortgage loans.....	8,282,137	267,851	866,063
12.4 Real estate.....	819,000		17,511,110
12.5 Other invested assets.....	31,133,504	7,764,563	35,119,882
12.6 Net gains or (losses) on cash, cash equivalents and short-term investments.....	25,861	(16,800)	(21,539)
12.7 Miscellaneous proceeds.....	26,190,340		12,274
12.8 Total investment proceeds (Lines 12.1 to 12.7).....	1,706,511,830	676,090,110	1,617,988,959
13. Cost of investments acquired (long-term only):			
13.1 Bonds.....	1,722,799,963	1,210,763,885	1,826,644,878
13.2 Stocks.....	2,085,716	22,766,555	60,049,107
13.3 Mortgage loans.....	43,010,677	153,608,160	253,146,060
13.4 Real estate.....	233	10,494	20,322
13.5 Other invested assets.....	28,519,553	36,729,005	118,624,349
13.6 Miscellaneous applications.....	93,901	47,057,227	57,414,135
13.7 Total investments acquired (Lines 13.1 to 13.6).....	1,796,510,043	1,470,935,327	2,315,898,850
14. Net increase or (decrease) in contract loans and premium notes.....			
15. Net cash from investments (Line 12.8 minus Line 13.7 and Line 14).....	(89,998,213)	(794,845,217)	(697,909,891)
<b>CASH FROM FINANCING AND MISCELLANEOUS SOURCES</b>			
16. Cash provided (applied):			
16.1 Surplus notes, capital notes.....			
16.2 Capital and paid in surplus, less treasury stock.....			
16.3 Borrowed funds.....		500,000,000	500,000,000
16.4 Net deposits on deposit-type contracts and other insurance liabilities.....			
16.5 Dividends to stockholders.....	5,546,176	3,863,003	241,925,165
16.6 Other cash provided (applied).....	(15,913,395)	245,616,905	172,529,218
17. Net cash from financing and miscellaneous sources (Lines 16.1 through 16.4 minus Line 16.5 plus Line 16.6).....	(21,459,571)	741,753,902	430,604,053
<b>RECONCILIATION OF CASH, CASH EQUIVALENTS AND SHORT-TERM INVESTMENTS</b>			
18. Net change in cash, cash equivalents and short-term investments (Line 11 plus Line 15 plus Line 17).....	24,860,437	74,738,513	34,285,082
19. Cash, cash equivalents and short-term investments:			
19.1 Beginning of year.....	(39,077,917)	(73,362,999)	(73,362,999)
19.2 End of period (Line 18 plus Line 19.1).....	(14,217,480)	1,375,514	(39,077,917)
Note: Supplemental disclosures of cash flow information for non-cash transactions:			
20.0001 Hyatt Legal Services - premium.....	42,298,730	26,283,126	26,664,430
20.0002 Hyatt Legal Services - professional services provided.....	11,678,734	8,988,854	18,095,583
20.0003 Security exchanges.....	21,235,582	44,184,115	73,629,487
20.0004 Hyatt Legal Services - losses.....	7,095,863	4,033,182	9,196,628
20.0005 Mortgage loan refinancing.....	3,415,683		
20.0006 Capitalized interest on bonds.....	35,805		
20.0007 Joint venture distribution paid in the form of common stocks.....	7,443		17,789
20.0008 Other invested asset sale offset to net investment income.....	3,573		
20.0009 Transfer of real estate to other invested assets.....			8,671,252

**NOTES TO THE FINANCIAL STATEMENTS****1. Summary of Significant Accounting Policies and Going Concern****A. Accounting Practices**

The accompanying financial statements of Metropolitan Property and Casualty Insurance Company (the “Company” or “MPC”) have been prepared on the basis of accounting standards prescribed or permitted (“RI SAP”) by the State of Rhode Island (“RI”) Department of Business Regulation, Insurance Division (the “Department” or “RIDBR”).

The Department recognizes only the statutory accounting practices prescribed or permitted by Rhode Island in determining and reporting the financial condition and results of operations of an insurance company, in determining its solvency under the Rhode Island Insurance Law. In 2001, the National Association of Insurance Commissioners’ (“NAIC”) *Accounting Practices and Procedures Manual* (“NAIC SAP”) was adopted as the basis of RI SAP.

Rhode Island has not adopted any prescribed accounting practices that differ from those found in NAIC SAP. A reconciliation of the Company’s net income and capital and surplus between RI SAP and NAIC SAP is as follows:

	SSAP Number <sup>(1)</sup>	Financial Statement Page	Financial Statement Line Number	For the Six Months Ended June 30, 2019	For the Year Ended December 31, 2018
Net income, RI SAP				\$ 138,080,835	\$ 340,551,867
State prescribed practices: NONE				—	—
State permitted practices: NONE				—	—
Net income, NAIC SAP				<u>\$ 138,080,835</u>	<u>\$ 340,551,867</u>
				<b>June 30, 2019</b>	<b>December 31, 2018</b>
Statutory capital and surplus, RI SAP				\$ 2,492,681,051	\$ 2,322,041,920
State prescribed practices: NONE				—	—
State permitted practices: NONE				—	—
Statutory capital and surplus, NAIC SAP				<u>\$ 2,492,681,051</u>	<u>\$ 2,322,041,920</u>

<sup>(1)</sup> Statement of Statutory Accounting Principles (“SSAP”)

**B. No significant change.****C. Accounting Policy**

(1) No significant change.

(2) The Company did not sell and reacquire any Securities Valuation Office Identified investments.

(3-5) No significant change.

(6) Mortgage-backed bonds, included in bonds, are generally stated at amortized cost using the scientific method unless they have a NAIC rating designation of 3, 4, 5, or 6, which are stated at the lower of amortized cost or fair value. Amortization of the discount or premium from the purchase of these securities considers the estimated timing and amount of prepayments of the underlying mortgage loans. Actual prepayment experience is periodically reviewed and effective yields are recalculated when differences arise between the prepayments originally anticipated and the actual prepayments received and currently anticipated. For credit-sensitive mortgage-backed and asset-backed bonds and certain prepayment-sensitive bonds (e.g., interest-only securities), the effective yield is recalculated on a prospective basis. For all other mortgage-backed and asset-backed bonds, the effective yield is recalculated on a retrospective basis.

For certain residential mortgage-backed securities (“RMBS”) and commercial mortgage-backed securities (“CMBS”), both an initial and final NAIC designation is determined on a security-by-security basis based on a range of values published by the NAIC. The initial designation is used to determine the carrying value of the RMBS or CMBS. RMBS and CMBS with initial designations of 1 or 2 are stated at amortized cost, while RMBS and CMBS with initial designations of 3, 4, 5 or 6 are stated at the lower of amortized cost or fair value. The final designation calculation compares this carrying value with a range of values, resulting in a final NAIC designation reported herein, which is used for all other accounting and reporting purposes.

(7-15) No significant change.

**D. Going Concern**

Management does not have any substantial doubt about the Company’s ability to continue as a going concern.

**2. Accounting Changes and Corrections of Errors**

No significant change.

**3. Business Combinations and Goodwill**

No significant change.

**NOTES TO THE FINANCIAL STATEMENTS**

---

**4. Discontinued Operations**

No significant change.

**5. Investments****A. Mortgage Loans, including Mezzanine Real Estate Loans**

- (1) The maximum and minimum interest rates for mortgage loans funded or acquired during the six months ended June 30, 2019 were:

	<u>Maximum</u>	<u>Minimum</u>
Farm loans	5.35%	4.03%
Commercial loans	4.29%	3.88%

- (2) Generally, the Company, as the lender, only loans up to 75% of the purchase price of the underlying real estate. From time to time, the Company may originate loans in excess of 75% of the purchase price of the underlying real estate, if underwriting risk is sufficiently within Company standards.

The maximum percentage of any one loan to the value of the underlying real estate at the time of the origination and originated during the period covering the six months ended June 30, 2019 was: 65.5%

- (3) No significant change.

## NOTES TO THE FINANCIAL STATEMENTS

- (4) The Company's age analysis of mortgage loans and identification of mortgage loans in which the insurer is a participant or co-lender in a mortgage loan agreement, aggregated by type, was as follows:

	Farm	Residential		Commercial			Total
		Insured	All Other	Insured	All Other	Mezzanine	
a. June 30, 2019							
1. Recorded Investments (All)							
(a) Current	\$ 120,095,244	\$ —	\$ —	\$ —	\$ 207,889,030	\$ 427,418	\$ 328,411,692
(b) 30-59 days past due	\$ —	\$ —	\$ —	\$ —	\$ —	\$ —	\$ —
(c) 60-89 days past due	\$ —	\$ —	\$ —	\$ —	\$ —	\$ —	\$ —
(d) 90-179 days past due	\$ —	\$ —	\$ —	\$ —	\$ —	\$ —	\$ —
(e) 180+ days past due	\$ —	\$ —	\$ —	\$ —	\$ —	\$ —	\$ —
2. Accruing Interest 90-179 Days Past Due							
(a) Recorded investment	\$ —	\$ —	\$ —	\$ —	\$ —	\$ —	\$ —
(b) Interest accrued	\$ —	\$ —	\$ —	\$ —	\$ —	\$ —	\$ —
3. Accruing Interest 180+ Days Past Due							
(a) Recorded investment	\$ —	\$ —	\$ —	\$ —	\$ —	\$ —	\$ —
(b) Interest accrued	\$ —	\$ —	\$ —	\$ —	\$ —	\$ —	\$ —
4. Interest Reduced							
(a) Recorded investment	\$ 1,596,134	\$ —	\$ —	\$ —	\$ —	\$ —	\$ 1,596,134
(b) Number of loans	1	—	—	—	—	—	1
(c) Percent reduced	2.5%	—%	—%	—%	—%	—%	2.5%
5. Participant or Co-lender in a Mortgage Loan Agreement							
(a) Recorded investment	\$ 73,579,465	\$ —	\$ —	\$ —	\$ 207,889,030	\$ 427,418	\$ 281,895,913
b. December 31, 2018							
1. Recorded Investment							
(a) Current	\$ 99,455,158	\$ —	\$ —	\$ —	\$ 193,734,523	\$ 427,190	\$ 293,616,871
(b) 30-59 days past due	\$ —	\$ —	\$ —	\$ —	\$ —	\$ —	\$ —
(c) 60-89 days past due	\$ —	\$ —	\$ —	\$ —	\$ —	\$ —	\$ —
(d) 90-179 days past due	\$ —	\$ —	\$ —	\$ —	\$ —	\$ —	\$ —
(e) 180+ days past due	\$ —	\$ —	\$ —	\$ —	\$ —	\$ —	\$ —
2. Accruing Interest 90-179 Days Past Due							
(a) Recorded investment	\$ —	\$ —	\$ —	\$ —	\$ —	\$ —	\$ —
(b) Interest accrued	\$ —	\$ —	\$ —	\$ —	\$ —	\$ —	\$ —
3. Accruing Interest 180+ Days Past Due							
(a) Recorded investment	\$ —	\$ —	\$ —	\$ —	\$ —	\$ —	\$ —
(b) Interest Accrued	\$ —	\$ —	\$ —	\$ —	\$ —	\$ —	\$ —
4. Interest Reduced							
(a) Recorded investment	\$ —	\$ —	\$ —	\$ —	\$ —	\$ —	\$ —
(b) Number of loans	—	—	—	—	—	—	—
(c) Percent reduced	—%	—%	—%	—%	—%	—%	—%
5. Participant or Co-lender in a Mortgage Loan Agreement							
(a) Recorded investment	\$ 65,551,673	\$ —	\$ —	\$ —	\$ 193,734,523	\$ 427,190	\$ 259,713,386

(5-9) No significant change.

B-C. No significant change.

D. Loan-backed Securities

- (1) Prepayment assumptions were obtained from published broker dealer values and internal estimates.
- (2) a. The Company did not recognize any OTTI on the basis of the intent to sell during the six months ended June 30, 2019.
- b. The Company did not recognize any OTTI on the basis of the inability or lack of intent to retain the investment in the security for a period of time sufficient to recover the amortized cost basis during the six months ended June 30, 2019.
- (3) As of June 30, 2019, the Company has not recognized any OTTI on its loan-backed securities based on cash flow analysis.



**NOTES TO THE FINANCIAL STATEMENTS**

- (4) At June 30, 2019, the estimated fair value and gross unrealized losses for loan-backed securities, aggregated by length of time the securities have been in a continuous loss position were as follows:
- a. The aggregate amount of unrealized losses:
    1. Less than 12 Months \$ 1,029,722
    2. 12 Months or Longer \$ 1,343,957
  - b. The aggregate related fair value of securities with unrealized losses:
    1. Less than 12 Months \$ 144,137,931
    2. 12 Months or Longer \$ 111,140,909
- (5) The Company performs a regular evaluation, on a security-by-security basis, of its securities holdings in accordance with its OTTI policy in order to evaluate whether such investments are other than temporarily impaired. Management considers a wide range of factors about the security issuer and uses its best judgment in evaluating the cause of the decline in the estimated fair value of the security and in assessing the prospects for near-term recovery. Factors considered include fundamentals of the industry and geographic area in which the security issuer operates, as well as overall macroeconomic conditions. Projected future cash flows are estimated using assumptions derived from management's best estimates of likely scenario-based outcomes after giving consideration to a variety of variables that include, but are not limited to: (i) general payment terms of the security; (ii) the likelihood that the issuer can service the scheduled interest and principal payments; (iii) the quality and amount of any credit enhancements; (iv) the security's position within the capital structure of the issuer; (v) possible corporate restructurings or asset sales by the issuer; and (vi) changes to the rating of the security or the issuer by rating agencies. Additional considerations are made when assessing the unique features that apply to certain loan-backed securities including, but are not limited to: (i) the quality of underlying collateral; (ii) expected prepayment speeds; (iii) current and forecasted loss severity; (iv) consideration of the payment terms of the underlying assets backing the security; and (v) the payment priority within the tranche structure of the security. For loan-backed securities in an unrealized loss position as summarized in the immediately preceding table, the Company does not have the intent to sell the securities, believes it has the intent and ability to retain the security for a period of time sufficient to recover the carrying value of the security and based on the cash flow modeling and other considerations as described above, believes these securities are not other than temporarily impaired.

## E. Dollar Repurchase Agreements and/or Securities Lending Transactions

(1-2) No significant change.

## (3) Collateral received

The Company participates in a securities lending program as discussed in Note 17.

a. The aggregate amount of collateral received as of June 30, 2019, was as follows:

1. <u>Securities Lending</u>	<u>Fair Value</u>
Open <sup>(1)</sup>	\$ —
30 days or less	167,720,000
31 to 60 days	35,793,750
61 to 90 days	15,206,250
Greater than 90 days	—
Sub-Total	<u>\$ 218,720,000</u>
Securities Received	—
Total Collateral Received	<u><u>\$ 218,720,000</u></u>

<sup>(1)</sup> The related loaned security could be returned to the Company on the next business day requiring the Company to immediately return the cash collateral.

2. The Company did not have any cash collateral received from dollar repurchase agreements.
- b. As of June 30, 2019, the Company did not have collateral that was sold or repledged.
- c. As the Company did not have collateral that was sold or repledged, as of June 30, 2019, there is no associated information about the sources and uses of that collateral.
- (4) No significant change.

**NOTES TO THE FINANCIAL STATEMENTS**

## (5) Collateral Reinvestment

a. The aggregate amount of cash collateral reinvested as of June 30, 2019, was as follows:

1.	Securities Lending	Amortized Cost	Fair Value
	Open	\$ —	\$ —
	30 days or less	14,082,529	14,084,324
	31 to 60 days	20,949,523	20,952,218
	61 to 90 days	—	—
	91 to 120 days	—	—
	121 to 180 days	—	—
	181 to 365 days	—	—
	1 to 2 years	13,999,999	13,903,915
	2 to 3 years	—	—
	Greater than 3 years	169,226,259	170,471,178
	Sub-Total	<u>\$ 218,258,310</u>	<u>\$ 219,411,635</u>
	Securities received	—	—
	Total collateral reinvested*	<u>\$ 218,258,310</u>	<u>\$ 219,411,635</u>
	 *Additional collateral reinvested		
	Common Stocks	\$ —	\$ —
	Preferred Stocks	—	—
	Mortgage Loans	—	—
	Derivatives	—	—
	Cash	22,087	22,087
	Payables, receivables and all other, net	647,509	647,509
	Total other	<u>\$ 669,596</u>	<u>\$ 669,596</u>
	 Grand total reinvestment portfolio and security collateral	<u>\$ 218,927,906</u>	<u>\$ 220,081,231</u>

2. The Company did not have any cash collateral reinvested from dollar repurchase agreements.

b. The reinvestment portfolio acquired with cash collateral consisted principally of high quality, liquid, publicly-traded long term bonds, short term investments, cash equivalents, or held in cash. If the securities on loan or the reinvestment portfolio become less liquid, the Company has the liquidity resources of most of its general account available to meet any potential cash demands when securities are returned to the Company.

(6-7) No significant change.

F. Repurchase Agreements Transactions Accounted for as Secured Borrowing

The Company did not have any repurchase agreement transactions accounted for as secured borrowings as of June 30, 2019.

G. Reverse Repurchase Agreements Transactions Accounted for as Secured Borrowing

The Company did not have any reverse repurchase agreement transactions accounted for as secured borrowings as of June 30, 2019.

H. Repurchase Agreements Transactions Accounted for as a Sale

The Company did not have any repurchase agreement transactions accounted for as a sale as of June 30, 2019.

I. Reverse Repurchase Agreements Transactions Accounted for as a Sale

The Company did not have any reverse repurchase agreement transactions accounted for as a sale as of June 30, 2019.

J. Real Estate

No significant change.

K. Investments in Low-Income Housing Tax Credits ("LIHTC")

No significant change.

## NOTES TO THE FINANCIAL STATEMENTS

## L. Restricted Assets

## (1) Restricted Assets (Including Pledged)

Information on the Company's investment in restricted assets as of June 30, was as follows:

Restricted Asset Category	Gross (Admitted and Nonadmitted) Restricted									Percentage	
	2019					6	7	8	9	10	11
	1	2	3	4	5						
Total General Account	General Account Supporting Separate Account Activity (a)	Total Separate Account Restricted Assets	Separate Account Assets Supporting General Account Activity (b)	2019 Total (1 plus 3)	December 31, 2018	Increase/ (Decrease) (5 minus 6)	Total Non Admitted Restricted	Total Admitted Restricted (5 minus 8)	Gross (Admitted and Non Admitted) Restricted to Total Assets (c)	Admitted Restricted to Total Admitted Assets (d)	
a. Subject to contractual obligation for which liability is not shown	\$ —	\$ —	\$ —	\$ —	\$ —	\$ —	\$ —	\$ —	\$ —	0.00%	0.00%
b. Collateral held under security lending agreements	211,779,512	—	—	—	211,779,512	232,677,974	(20,898,462)	—	211,779,512	2.96	3.00
c. Subject to repurchase agreements	—	—	—	—	—	—	—	—	—	0.00	0.00
d. Subject to reverse repurchase agreements	—	—	—	—	—	—	—	—	—	0.00	0.00
e. Subject to dollar repurchase agreements	—	—	—	—	—	—	—	—	—	0.00	0.00
f. Subject to dollar reverse repurchase agreements	—	—	—	—	—	—	—	—	—	0.00	0.00
g. Placed under option contracts	—	—	—	—	—	—	—	—	—	0.00	0.00
h. Letter stock or securities restricted as to sale - excluding Federal Home Loan Bank ("FHLB") capital stock	—	—	—	—	—	—	—	—	—	0.00	0.00
i. FHLB capital stock	32,963,900	—	—	—	32,963,900	33,062,200	(98,300)	—	32,963,900	0.46	0.47
j. On deposit with states	4,770,681	—	—	—	4,770,681	4,783,875	(13,194)	—	4,770,681	0.07	0.07
k. On deposit with other regulatory bodies	—	—	—	—	—	—	—	—	—	0.00	0.00
l. Pledged collateral to FHLB (including assets backing funding agreements)	1,070,780,367	—	—	—	1,070,780,367	1,138,700,894	(67,920,527)	—	1,070,780,367	14.98	15.18
m. Pledged as collateral not captured in other categories	—	—	—	—	—	—	—	—	—	0.00	0.00
n. Other restricted assets	—	—	—	—	—	—	—	—	—	0.00	0.00
<b>o. Total restricted assets</b>	<b>\$1,320,294,460</b>	<b>\$ —</b>	<b>\$ —</b>	<b>\$ —</b>	<b>\$1,320,294,460</b>	<b>\$1,409,224,943</b>	<b>\$ (88,930,483)</b>	<b>\$ —</b>	<b>\$1,320,294,460</b>	<b>18.47%</b>	<b>18.71%</b>

(a) Subset of column 1.

(b) Subset of column 3.

(c) Column 5 divided by Asset Page. column 1, line 28

(d) Column 9 divided by Asset Page. column 3, line 28

(2-3) No significant change.

## NOTES TO THE FINANCIAL STATEMENTS

(4) The Company's collateral received and reflected as assets at June 30, 2019, were as follows:

Collateral Assets	Book/Adjusted Carrying Value ("BACV")	Fair Value	% of BACV to Total Assets (Admitted and Nonadmitted)*	% of BACV to Total Admitted Assets**
Cash, Cash Equivalents and Short-Term Investments	\$ 40,722,714	\$ 40,727,204	0.6%	0.6%
Schedule D, Part 1	183,226,258	184,375,093	2.6	2.6
Schedule D, Part 2, Section 1	—	—	—	—
Schedule D, Part 2, Section 2	—	—	—	—
Schedule B	—	—	—	—
Schedule A	—	—	—	—
Schedule BA, Part 1	—	—	—	—
Schedule DL, Part 1	—	—	—	—
Other	647,509	647,509	—	—
<b>Total Collateral Assets</b>	<b>\$ 224,596,481</b>	<b>\$ 225,749,806</b>	<b>3.2%</b>	<b>3.2%</b>

\* Column 1 divided by Asset Page, Line 28 (Column 1)

\*\* Column 1 divided by Asset Page, Line 28 (Column 3)

	Amount	% of Liability to Total*
Recognized Obligation to Return Collateral Asset	\$ 224,388,574	4.9%

\* Column 1 divided by Liability Page, Line 28 (Column 1)

#### M. Working Capital Finance Investments

The Company had no working capital finance investments as of June 30, 2019.

#### N. Offsetting and Netting of Assets and Liabilities

The Company had no assets and liabilities which are offset and reported net in accordance with a valid right to offset.

#### O. Structured Notes

A structured note is a direct debt issuance by a corporation, municipality, or government entity, ranking pari-passu with the issuer's other debt issuances of equal seniority where either: 1) the coupon and/or principal payments are linked, in whole or in part, to prices or payment streams from an index or indices, or assets deriving their value from other than the issuer's credit quality, or 2) the coupon and/or principal payments are leveraged by a formula that is different from either a fixed coupon, or a non-leveraged floating rate coupon linked to an interest rate index, including but not limited to London Interbank Offered Rate ("LIBOR") or the prime rate. Information regarding structured notes as of June 30, 2019 was as follows:

CUSIP	Actual Cost	Fair Value	Book Adjusted Carrying Value	Mortgage Referenced Security (YES/NO)
03938LAU8	\$ 1,060,000	\$ 1,041,008	\$ 1,013,663	NO
044209AF1	491,250	522,500	495,602	NO
706451BD2	1,720,926	2,403,723	1,847,899	NO
56501RAE6	10,653,510	10,709,548	10,616,098	NO
30711XC28	2,744,695	2,745,315	2,744,685	YES
<b>Total</b>	<b>\$ 16,670,381</b>	<b>\$ 17,422,094</b>	<b>\$ 16,717,947</b>	

#### P. 5GI Securities

The Company's 5GI Securities, as of:

Investment	Number of 5GI Securities		Aggregate BACV		Aggregate Fair Value	
	June 30, 2019	December 31, 2018	June 30, 2019	December 31, 2018	June 30, 2019	December 31, 2018
Bonds - AC <sup>(1)</sup>	—	—	\$ —	\$ —	\$ —	\$ —
Bonds - FV <sup>(2)</sup>	—	1	—	5,290,182	—	5,290,182
LB&SS - AC	—	—	—	—	—	—
LB&SS - FV	—	—	—	—	—	—
Preferred Stock - AC	—	—	—	—	—	—
Preferred Stock - FV	—	—	—	—	—	—
<b>Total</b>	<b>—</b>	<b>1</b>	<b>\$ —</b>	<b>\$ 5,290,182</b>	<b>\$ —</b>	<b>\$ 5,290,182</b>

(1) - AC - Amortized Cost

(2) - FV - Fair Value

**NOTES TO THE FINANCIAL STATEMENTS**

Q. No significant change.

R. Prepayment Penalty and Acceleration Fees

During the six months ended June 30, 2019, the Company had securities sold, redeemed or otherwise disposed of as a result of a callable feature. The number of securities sold, disposed or otherwise redeemed and the aggregate amount of investment income generated as a result of a prepayment penalty and/or acceleration fees were as follows:

	<u>General Account</u>	<u>Protected Cell</u>
Number of CUSIPs	6	—
Aggregate Amount of Investment Income	\$ 120,984	\$ —

#### 6. Joint Ventures, Partnerships and Limited Liability Companies

No significant change.

#### 7. Investment Income

A. Due and accrued income is excluded from surplus on the following bases:

All investment income due and accrued with amounts over 90 days past due are nonadmitted with the exception of mortgage loan investment income which is nonadmitted after 180 days, or if the underlying loan is in the process of foreclosure.

B. The total amount excluded was \$0 for the six months ended June 30, 2019 and \$25,963 for the year ended December 31, 2018.

#### 8. Derivative Instruments

As of June 30, 2019, there were no significant changes in the Company's derivative policy or investments other than those described below.

##### Credit Risk

The Company enters into various collateral arrangements, which may require both the pledging and accepting of collateral in connection with its derivatives.

At June 30, 2019 and December 31, 2018 the Company had no collateral pledged in connection with its over-the-counter ("OTC") derivatives.

The table below summarizes the collateral received by the Company in connection with its OTC derivatives at:

	<u>Cash <sup>(1)</sup></u>		<u>Securities <sup>(2)</sup></u>		<u>Total</u>	
	<u>June 30, 2019</u>	<u>December 31, 2018</u>	<u>June 30, 2019</u>	<u>December 31, 2018</u>	<u>June 30, 2019</u>	<u>December 31, 2018</u>
<b>Variation Margin:</b>						
OTC-bilateral	\$ 5,668,574	\$ 4,041,574	\$ 276,465	\$ 214,698	\$ 5,945,039	\$ 4,256,272

<sup>(1)</sup> Cash collateral received is reported in cash, cash equivalents and short-term investments and the obligation to return the collateral is reported in aggregate write-ins for liabilities as cash collateral received on derivatives.

<sup>(2)</sup> Securities collateral received is held in separate custodial accounts and is not reflected in the financial statements. These amounts are also reported in Note 16 because the securities are held off-balance sheet.

#### 9. Income Taxes

A. The components of net deferred tax assets ("DTA") and deferred tax liabilities ("DTL") consisted of the following:

	<u>June 30, 2019</u>		
	<u>Ordinary</u>	<u>Capital</u>	<u>Total</u>
Gross DTA	\$ 113,538,082	\$ —	\$ 113,538,082
Statutory valuation allowance adjustments	—	—	—
Adjusted gross DTA	113,538,082	—	113,538,082
DTA nonadmitted	—	—	—
Subtotal net admitted DTA	113,538,082	—	113,538,082
DTL	(33,931,502)	(130,747)	(34,062,249)
Net admitted DTA/(Net DTL)	<u>\$ 79,606,580</u>	<u>\$ (130,747)</u>	<u>\$ 79,475,833</u>

**NOTES TO THE FINANCIAL STATEMENTS**

	December 31, 2018		
	Ordinary	Capital	Total
Gross DTA	\$ 122,147,828	\$ —	\$ 122,147,828
Statutory valuation allowance adjustments	—	—	—
Adjusted gross DTA	122,147,828	—	122,147,828
DTA nonadmitted	—	—	—
Subtotal net admitted DTA	122,147,828	—	122,147,828
DTL	(27,252,468)	(130,747)	(27,383,215)
Net admitted DTA/(Net DTL)	\$ 94,895,360	\$ (130,747)	\$ 94,764,613

	Change		
	Ordinary	Capital	Total
Gross DTA	\$ (8,609,746)	\$ —	\$ (8,609,746)
Statutory valuation allowance adjustments	—	—	—
Adjusted gross DTA	(8,609,746)	—	(8,609,746)
DTA nonadmitted	—	—	—
Subtotal net admitted DTA	(8,609,746)	—	(8,609,746)
DTL	(6,679,034)	—	(6,679,034)
Net admitted DTA/(Net DTL)	\$ (15,288,780)	\$ —	\$ (15,288,780)

Admission calculation components - SSAP No. 101 *Income Taxes*, (“SSAP 101”):

	June 30, 2019		
	Ordinary	Capital	Total
Federal income taxes paid in prior years recoverable through loss carrybacks	\$ 3,500,000	\$ —	\$ 3,500,000
Adjusted gross DTA expected to be realized (excluding the amount of DTA from above) after application of the threshold limitation (the lesser of 1 and 2 below)	108,610,165	—	108,610,165
1. Adjusted gross DTA expected to be realized following the balance sheet date	108,610,165	—	108,610,165
2. Adjusted gross DTA allowed per limitation threshold	XXX	XXX	361,987,002
Adjusted gross DTA (excluding the amount of DTA from above) offset by gross DTL	1,427,917	—	1,427,917
DTA admitted as the result of application of SSAP 101 total	\$ 113,538,082	\$ —	\$ 113,538,082

	December 31, 2018		
	Ordinary	Capital	Total
Federal income taxes paid in prior years recoverable through loss carrybacks	\$ 849,000	\$ —	\$ 849,000
Adjusted gross DTA expected to be realized (excluding the amount of DTA from above) after application of the threshold limitation (the lesser of 1 and 2 below)	118,850,088	—	118,850,088
1. Adjusted gross DTA expected to be realized following the balance sheet date	118,850,088	—	118,850,088
2. Adjusted gross DTA allowed per limitation threshold	XXX	XXX	335,059,853
Adjusted gross DTA (excluding the amount of DTA from above) offset by gross DTL	2,448,740	—	2,448,740
DTA admitted as the result of application of SSAP 101 total	\$ 122,147,828	\$ —	\$ 122,147,828

**NOTES TO THE FINANCIAL STATEMENTS**

	Change		
	Ordinary	Capital	Total
Federal income taxes paid in prior years recoverable through loss carrybacks	\$ 2,651,000	\$ —	\$ 2,651,000
Adjusted gross DTA expected to be realized (excluding the amount of DTA from above) after application of the threshold limitation (the lesser of 1 and 2 below)	(10,239,923)	—	(10,239,923)
1. Adjusted gross DTA expected to be realized following the balance sheet date	(10,239,923)	—	(10,239,923)
2. Adjusted gross DTA allowed per limitation threshold	XXX	XXX	26,927,149
Adjusted gross DTA (excluding the amount of DTA from above) offset by gross DTL	(1,020,823)	—	(1,020,823)
DTA admitted as the result of application of SSAP 101 total	<u>\$ (8,609,746)</u>	<u>\$ —</u>	<u>\$ (8,609,746)</u>

	2019	2018
RBC percentage used to determine recovery period and threshold limitation amount	986%	910%
Amount of total adjusted capital used to determine recovery period and threshold limitation	\$ 2,413,246,684	\$ 2,227,277,307

Management believes the Company will be able to utilize the DTA in the future without any tax planning strategies.

Do the Company's tax planning strategies include the use of reinsurance? No

B. No significant change.

C. Current income taxes incurred consisted of the following major components:

	June 30, 2019	December 31, 2018
Current Income Tax:		
Federal	\$ 19,752,033	\$ 45,945,223
Foreign	—	—
Subtotal	19,752,033	45,945,223
Federal income tax on net capital gains (losses)	(582,712)	(2,128,253)
Utilization of capital loss carryforwards	—	—
Other	—	—
Federal and foreign income taxes incurred	<u>\$ 19,169,321</u>	<u>\$ 43,816,970</u>

**NOTES TO THE FINANCIAL STATEMENTS**

The changes in the main components of deferred income tax amounts were as follows:

DTA:	June 30, 2019	December 31, 2018	Change
Ordinary:			
Discounting of unpaid losses	\$ —	\$ —	\$ —
Unearned premium reserve	—	—	—
Policyholder reserves	86,520,524	84,074,161	2,446,363
Investments	—	1,305,076	(1,305,076)
Deferred acquisition costs	—	—	—
Policyholder dividends accrual	—	—	—
Fixed assets	—	—	—
Compensation and benefits accrual	—	—	—
Pension accrual	—	—	—
Receivables - nonadmitted	—	—	—
Net operating loss carryforward	—	—	—
Tax credit carryforwards	7,303,859	14,780,687	(7,476,828)
Other (including items <5% of total ordinary tax assets)	184,571	2,877,276	(2,692,705)
Nonadmitted assets	19,529,128	19,110,628	418,500
Subtotal	<u>113,538,082</u>	<u>122,147,828</u>	<u>(8,609,746)</u>
Statutory valuation allowance adjustment	—	—	—
Nonadmitted	—	—	—
Admitted ordinary DTA	<u>113,538,082</u>	<u>122,147,828</u>	<u>(8,609,746)</u>
Capital:			
Investments	—	—	—
Net capital loss carryforward	—	—	—
Real estate	—	—	—
Other (including items <5% of total capital tax assets)	—	—	—
Subtotal	—	—	—
Statutory valuation allowance adjustment	—	—	—
Nonadmitted	—	—	—
Admitted capital DTA	—	—	—
Admitted DTA	<u>\$ 113,538,082</u>	<u>\$ 122,147,828</u>	<u>\$ (8,609,746)</u>
DTL :			
Ordinary:			
Investments	\$ (6,452,237)	\$ —	\$ (6,452,237)
Fixed assets	(8,149,508)	(7,922,711)	(226,797)
Deferred and uncollected premiums	—	—	—
Policyholder reserves	(19,329,757)	(19,329,757)	—
Other (including items <5% of total ordinary tax liabilities)	—	—	—
Subtotal	<u>(33,931,502)</u>	<u>(27,252,468)</u>	<u>(6,679,034)</u>
Capital:			
Investments	(130,747)	(130,747)	—
Real estate	—	—	—
Other (including items <5% of total capital tax liabilities)	—	—	—
Subtotal	<u>(130,747)</u>	<u>(130,747)</u>	<u>—</u>
DTL	<u>\$ (34,062,249)</u>	<u>\$ (27,383,215)</u>	<u>\$ (6,679,034)</u>
Net DTA/(DTL)	<u>\$ 79,475,833</u>	<u>\$ 94,764,613</u>	<u>\$ (15,288,780)</u>
			<u>8,570,040</u>
		Change in net DTA	<u>\$ (6,718,740)</u>



**NOTES TO THE FINANCIAL STATEMENTS**

- D. The provision for Federal and foreign income taxes incurred is different from that which would be obtained by applying the statutory Federal income tax rate to net gain (loss) from operations after dividends to policyholders and before Federal income tax. The significant items causing the difference were as follows:

	<u>June 30, 2019</u>
Net income, before net realized capital gains (losses), after dividends to policyholders and before all other Federal and foreign income taxes @ 21%	\$ 33,663,005
Net realized capital gains (losses) @ 21%	(640,472)
Tax effect of:	
Meals and entertainment	209,137
Nondeductible expenses	25,789
Penalties	162
Tax credits	(34,043)
Dividend received deduction	(285,065)
Change in nonadmitted assets	(418,500)
Prior years adjustments and accruals	(566,575)
Tax exempt income	(6,065,377)
Total statutory income taxes (benefit)	<u>\$ 25,888,061</u>
Federal and foreign income taxes incurred including tax on realized capital gains	\$ 19,169,321
Change in net DTA	6,718,740
Total statutory income taxes (benefit)	<u>\$ 25,888,061</u>

E-H. No significant change.

- I. The Company's recognized amount of Alternative Minimum Tax ("AMT") Credit was as follows:

	<u>June 30, 2019</u>
Gross AMT Credit Recognized as:	
a. Current year recoverable	\$ 7,301,994
b. DTA	\$ 7,301,995
Beginning Balance of AMT Credit Carryforward	\$ 14,778,538
Amounts Recovered	7,301,994
Adjustments	174,549
Ending Balance of AMT Credit Carryforward	7,301,995
Reduction for Sequestration	—
Nonadmitted by Reporting Entity	—
Reporting Entity Ending Balance	<u>\$ 7,301,995</u>

**10. Information Concerning Parents, Subsidiaries, Affiliates and Other Related Parties**

A-C. No significant change.

- D. The Company has receivables and payables with affiliates for services necessary to conduct its business. Receivables expected to be settled within 90 days are admitted. Receivables from affiliates totaled \$37,260,008 and \$30,688,028 at June 30, 2019 and December 31, 2018, respectively, of which \$0 and \$646,198 were nonadmitted. Payables to affiliates totaled \$31,546,871 and \$32,192,478 at June 30, 2019 and December 31, 2018, respectively.

E-O. No significant change.

**11. Debt**

A. Debt

- (1-6) During 2018 and 2019, the Company issued short-term advances associated with FHLB of Boston agreements with stated maturity dates in 2019. At June 30, 2019, the Company had \$800,000,000 of short-term debt outstanding, plus accrued interest of \$1,478,965, with issue dates in 2018 and 2019 and stated maturity dates in 2019. Interest is paid monthly between 2.14% and 2.78%. The debt is required to be collateralized by assets in the general account of the Company with a fair value at least equal to the outstanding principal.
- (7) At June 30, 2019, securities with a carrying value of \$1,070,780,367 and a fair value of \$1,145,388,451 served as collateral for this borrowing.
- (8) Interest paid during 2019 on short-term advances was \$10,685,979.

## NOTES TO THE FINANCIAL STATEMENTS

- (9) The Company had no significant debt terms, covenants or any violations of the above debt.
- (10) The Company had no sinking fund requirements for each of the 5 years subsequent to June 30, 2019.
- (11) None of the debt was considered to be extinguished by in-substance defeasance prior to the effective date of this statement.
- (12) The Company had no reverse repurchase agreements.

### B. Federal Home Loan Bank Agreements

- (1) The Company is a member of the FHLB of Boston. Through its membership, the Company has conducted business activity (borrowings) with the FHLB. It is part of the Company's strategy to utilize these funds as a source of contingent liquidity as well as for spread margin businesses. The Company has determined the actual or estimated maximum borrowing capacity as \$3,527,459,902. The Company calculated this amount in accordance with RI regulatory and or FHLB specific borrowing limits.

#### (2) FHLB Capital Stock

- a. The Company's aggregate total for FHLB capital stock was as follows at:

	June 30, 2019		
	Total	General Account	Separate Account
Membership stock - Class A	\$ —	\$ —	\$ —
Membership stock - Class B	963,900	963,900	—
Activity stock	32,000,000	32,000,000	—
Excess stock	—	—	—
Aggregate total	\$ 32,963,900	\$ 32,963,900	\$ —
Actual or estimated borrowing capacity as determined by the insurer	\$ 3,527,459,902	\$ 3,527,459,902	—

	December 31, 2018		
	Total	General Account	Separate Account
Membership stock - Class A	\$ —	\$ —	\$ —
Membership stock - Class B	1,062,200	1,062,200	—
Activity stock	32,000,000	32,000,000	—
Excess stock	—	—	—
Aggregate total	\$ 33,062,200	\$ 33,062,200	\$ —
Actual or estimated borrowing capacity as determined by the insurer	\$ 3,421,193,284	\$ 3,421,193,284	—

- b. The Company's membership stock (Class A and B) eligible for redemption at June 30, 2019 was as follows:

	Total	Not Eligible for Redemption	Less Than 6 Months	6 Months to Less Than 1 Year	1 to Less Than 3 Years	3 to 5 Years
Membership stock						
Class A	\$ —	\$ —	\$ —	\$ —	\$ —	\$ —
Class B	\$ 963,900	\$ 963,900	\$ —	\$ —	\$ —	\$ —

- (3) The Company's collateral pledged to FHLB was as follows:

- a. Amount pledged as of:

	June 30, 2019		
	Fair Value	Carrying Value	Aggregate Total Borrowing
1. Total collateral pledged - Total General and Separate Accounts	\$ 1,145,388,451	\$ 1,070,780,367	\$ 800,000,000
2. Total collateral pledged - General Account	\$ 1,145,388,451	\$ 1,070,780,367	\$ 800,000,000
3. Total collateral pledged - Separate Account	\$ —	\$ —	\$ —
	December 31, 2018		
4. Total collateral pledged - Total General and Separate Accounts	\$ 1,188,185,814	\$ 1,138,700,894	\$ 800,000,000

## NOTES TO THE FINANCIAL STATEMENTS

- b. Maximum amount pledged during the reporting period ended:

	June 30, 2019		
	Fair Value	Carrying Value	Amount Borrowed at Time of Maximum Collateral
1. Maximum collateral pledged - Total General and Separate Accounts	\$ 1,157,379,344	\$ 1,081,990,199	\$ 800,000,000
2. Maximum collateral pledged - General Account	\$ 1,157,379,344	\$ 1,081,990,199	\$ 800,000,000
3. Maximum collateral pledged - Separate Account	\$ —	\$ —	\$ —
	<b>December 31, 2018</b>		
4. Maximum collateral pledged - Total General and Separate Accounts	\$ 1,253,364,665	\$ 1,201,165,212	\$ 800,000,000

- (4) The Company's borrowing from FHLB was as follows:

- a. Amount borrowed as of:

	June 30, 2019			
	Total	General Account	Separate Account	Funding Agreements Reserves Established
Debt	\$ 800,000,000	\$ 800,000,000	—	—
Funding agreements	—	—	—	—
Other	—	—	—	—
Aggregate total	<u>\$ 800,000,000</u>	<u>\$ 800,000,000</u>	<u>\$ —</u>	<u>\$ —</u>
	<b>December 31, 2018</b>			
Debt	\$ 800,000,000	\$ 800,000,000	—	—
Funding agreements	—	—	—	—
Other	—	—	—	—
Aggregate total	<u>\$ 800,000,000</u>	<u>\$ 800,000,000</u>	<u>\$ —</u>	<u>\$ —</u>

- b. Maximum amount borrowed during the reporting period ended:

	June 30, 2019		
	Total	General Account	Separate Account
Debt	\$ 800,000,000	\$ 800,000,000	\$ —
Funding agreements	—	—	—
Other	—	—	—
Aggregate total	<u>\$ 800,000,000</u>	<u>\$ 800,000,000</u>	<u>\$ —</u>

- c. FHLB - Prepayment Obligations:

	Does the company have prepayment obligations under the following arrangements (yes/no)?
Debt	No
Funding agreements	—
Other	—

### 12. Retirement Plans, Deferred Compensation, Postemployment Benefits and Compensated Absences and Other Postretirement Benefit Plans

#### A. Defined Benefit Plan

As of June 30, 2019, the Company did not sponsor a defined benefit plan.

B-I. No significant change.

### 13. Capital and Surplus, Shareholder's Dividend Restrictions and Quasi Reorganizations

(1-9) No significant change.

**NOTES TO THE FINANCIAL STATEMENTS**

(10) The portion of unassigned funds (surplus) represented by cumulative unrealized gains (losses) was \$224,160,008 at June 30, 2019.

(11-13) No significant change.

**14. Liabilities, Contingencies and Assessments****A. Contingent Commitments**

(1) The Company makes commitments to fund partnership investments in the normal course of business. The amount of these unfunded commitments is \$214,805,461 at June 30, 2019.

(2-3) No significant change.

**B-F. No significant change.****G. All Other Contingencies**

In *McNabb v MPC*, a Washington jury determined the Company breached its contract and acted in bad faith while adjusting the insureds' homeowner claim. The jury awarded the plaintiffs \$10,500,000, and they appealed the trial court's reduction of the award by \$1,300,000. The matter has settled.

In *Martin v Miner*, MGPC anticipates a bad faith claim arising from MGPC's alleged failure to timely offer the policy limits to the plaintiff in order to settle his claim against MGPC's insured. MGPC will vigorously defend the underlying claim against its insured and any subsequent bad faith claim.

In *Nunzman v MPC*, the Company anticipated a bad faith claim for refusing to defend the insured in a personal injury lawsuit where it was alleged his negligent operation of a motor vehicle caused the accident. The matter has settled.

Various litigation, claims and assessments against the Company, in addition to those discussed above and those otherwise provided for in the Company's financial statements, have arisen in the course of the Company's business, including, but not limited to, in connection with its activities as an insurer, employer, investor or taxpayer. Further, state insurance regulatory and other federal and state authorities regularly make inquiries and conduct investigations concerning the Company's compliance with applicable insurance and other laws and regulations.

It is not possible to predict the ultimate outcome of all pending investigations and legal proceedings. In some of the matters, large and/or indeterminate amounts, including punitive and treble damages, may be sought. Although, in light of these considerations, it is possible that an adverse outcome in certain cases could have a material effect upon the Company's financial position, based on information currently known by the Company's management, in its opinion, the outcomes of pending investigations and legal proceedings are not likely to have such an effect. However, given the large and/or indeterminate amounts that may be sought in certain of these matters and the inherent unpredictability of litigation, it is possible that an adverse outcome in certain matters could, from time to time, have a material effect on the Company's net income or cash flows in any particular period.

**15. Leases**

No significant change.

**16. Information about Financial Instruments with Off-Balance Sheet Risk and Financial Instruments with Concentrations of Credit Risk**

(1) The table below summarizes the notional amount of the Company's financial instruments (derivatives that are designated as effective hedging instruments) with off-balance sheet credit risk at:

	Assets		Liabilities	
	June 30, 2019	December 31, 2018	June 30, 2019	December 31, 2018
Swaps	\$ 38,217,290	\$ 14,956,590	\$ —	\$ 1,381,682
Futures	—	—	—	—
Options	—	—	—	—
Total	<u>\$ 38,217,290</u>	<u>\$ 14,956,590</u>	<u>\$ —</u>	<u>\$ 1,381,682</u>

(2) No significant change.

(3) The Company may be exposed to credit-related losses in the event of nonperformance by counterparties to derivatives. Generally, the current credit exposure of the Company's derivatives is limited to the net positive estimated fair value of derivatives at the reporting date after taking into consideration the existence of master netting or similar agreements and any collateral received pursuant to such agreements.

The Company manages its credit risk related to derivatives by entering into transactions with creditworthy counterparties and establishing and monitoring exposure limits. The Company's OTC derivative transactions are governed by International Swaps and Derivatives Association, Inc. ("ISDA") Master Agreements which provide for legally enforceable set-off and close-out netting of exposures to specific counterparties in the event of early termination of a transaction, which includes, but is not limited to, events of default and bankruptcy. In the event of an early termination, the Company

**NOTES TO THE FINANCIAL STATEMENTS**

is permitted to set-off receivables from the counterparty against payables to the same counterparty arising out of all included transactions. Substantially all of the Company's ISDA Master Agreements also include Credit Support Annex provisions which may require both the pledging and accepting of collateral in connection with its OTC derivatives.

Off-balance sheet credit exposure is the excess of positive estimated fair value over positive book/adjusted carrying value for the Company's highly effective hedges at the reporting date. All collateral received from counterparties to mitigate credit-related losses is deemed worthless for the purpose of calculating the Company's off-balance sheet credit exposure. The off-balance sheet credit exposure of the Company's swaps was \$883,045 and \$369,757 at June 30, 2019 and December 31, 2018, respectively.

- (4) At June 30, 2019 and December 31, 2018, the estimated fair value of collateral consisting of various securities received by the Company on its OTC-bilateral derivatives was \$276,465 and \$214,698, respectively, which was held in separate custodial accounts and is not reflected in the financial statements.

**17. Sale, Transfer and Servicing of Financial Assets and Extinguishments of Liabilities****A. Transfers of Receivables Reported as Sales**

No significant change.

**B. Transfer and Servicing of Financial Assets**

- (1) The Company participates in a securities lending program whereby securities, which are included in invested assets, are loaned to third parties, primarily brokerage firms and commercial banks. The Company accepts collateral of 102% of the fair value of the loaned securities to be separately maintained as collateral for the loans.

Securities with a cost or amortized cost of \$211,779,512 and an estimated fair value of \$213,224,795 were on loan under the program at June 30, 2019. The Company was liable for cash collateral under its control of \$218,720,000 at June 30, 2019.

The Company does not hold any security collateral over which it does not have exclusive control at June 30, 2019.

The Company does not have collateral for securities lending that extends beyond one year from June 30, 2019.

- (2-3) The Company did not have any servicing assets or servicing liabilities during the six months ended June 30, 2019.

- (4) The Company did not have securitizations asset-backed financing arrangements, and similar transfers accounted for as sales where the Company has continued involvement with the transferred financial assets.

- (5-7) No significant change.

**C. Wash Sales**

- (1) In the course of the Company's asset management, securities are not sold and reacquired within 30 days of the sale date to enhance the Company's yield on its investment portfolio. There may be occasional isolated incidents where wash sales occur.

- (2) The Company had no wash sales with an NAIC designation 3 or below or unrated securities during the quarter ended June 30, 2019.

**18. Gain or Loss to the Reporting Entity from Uninsured Plans and the Uninsured Portion of Partially Insured Plans**

No significant change.

**19. Direct Premium Written/Produced by Managing General Agents/Third Party Administrators**

No significant change.

**NOTES TO THE FINANCIAL STATEMENTS****20. Fair Value Measurement**

- A. (1) Assets and Liabilities Measured and Reported at Estimated Fair Value or Net Asset Value (“NAV”) at Reporting Date

**Hierarchy Table**

The following table provides information about financial assets and liabilities measured and reported at estimated fair value or NAV at:

	June 30, 2019				
	Fair Value Measurements at Reporting Date Using			NAV	Total
	Level 1	Level 2	Level 3		
<b>Assets</b>					
Bonds					
All Other Governments	\$ —	\$ 1,856,612	\$ —	\$ —	\$ 1,856,612
Industrial & Miscellaneous	—	84,296,572	17,179,436	—	101,476,008
Total bonds	—	86,153,184	17,179,436	—	103,332,620
Perpetual preferred stocks					
Industrial & Miscellaneous	—	—	41,755,540	—	41,755,540
Common stocks					
Industrial & Miscellaneous <sup>(1)</sup>	37,345,669	32,963,900	—	—	70,309,569
Derivative assets <sup>(2)</sup>					
Foreign currency exchange rate	—	550,770	—	—	550,770
Total assets	<u>\$ 37,345,669</u>	<u>\$ 119,667,854</u>	<u>\$ 58,934,976</u>	<u>\$ —</u>	<u>\$ 215,948,499</u>
<b>Liabilities</b>					
Derivative liabilities <sup>(2)</sup>					
Foreign currency exchange rate	\$ —	\$ 141,746	\$ —	\$ —	\$ 141,746
Total liabilities	<u>\$ —</u>	<u>\$ 141,746</u>	<u>\$ —</u>	<u>\$ —</u>	<u>\$ 141,746</u>

<sup>(1)</sup> Common stocks as presented in the table above may differ from the amounts presented in the Statutory Statements of Assets, Liabilities, Surplus and Other Funds because certain of these investments are not measured at estimated fair value (e.g., affiliated common stocks carried at underlying equity, etc.).

<sup>(2)</sup> Derivative assets and derivative liabilities presented in the table above represent only those derivatives that are carried at estimated fair value. Accordingly, the amounts above exclude highly effective derivatives carried at amortized cost.

Transfers between Levels 1 and 2 - During the quarter ended June 30, 2019, transfers between Levels 1 and 2 were not significant. Transfers between levels are assumed to occur at the beginning of the period.

- (2) Assets and Liabilities Measured and Reported at Estimated Fair Value at Reporting Date

**Rollforward Table – Level 3 Assets and Liabilities**

A rollforward of the estimated fair value measurements for all assets and liabilities measured and reported at estimated fair value using significant unobservable (Level 3) inputs for their respective time periods is as follows:

	Estimated Fair Value Measurements in Level 3 of the Fair Value Hierarchy									
	Balance, March 31, 2019	Transfer into Level 3 <sup>(1)</sup>	Transfer out of Level 3	Total Gains and Losses included in Net Income	Total Gains and Losses included in Capital and Surplus	Purchases	Sales <sup>(3)</sup>	Issuances	Settlements	Balance, June 30, 2019
<b>Assets</b>										
Bonds - Industrial & Miscellaneous	\$ 11,318,698	\$ 6,202,854	\$ —	\$ (123,856)	\$ 200,616	\$ 35,805	\$ (454,681)	\$ —	\$ —	\$ 17,179,436
Perpetual preferred stocks - Industrial & Miscellaneous	40,689,000	—	—	—	1,066,540	—	—	—	—	41,755,540
Total	<u>\$ 52,007,698</u>	<u>\$ 6,202,854</u>	<u>\$ —</u>	<u>\$ (123,856)</u>	<u>\$ 1,267,156</u>	<u>\$ 35,805</u>	<u>\$ (454,681)</u>	<u>\$ —</u>	<u>\$ —</u>	<u>\$ 58,934,976</u>

<sup>(1)</sup> Bonds that were measured at amortized cost at the beginning of the period, but were measured at estimated fair value at the end of the period, as estimated fair value was less than amortized cost at the end of the period - are reported within transfer into Level 3 column.

<sup>(2)</sup> Interest and dividend accruals, as well as cash interest coupons and dividends received, are excluded from the rollforward.

<sup>(3)</sup> The amount reported within purchases, sales, issuances and settlements is the purchase/issuance price (for purchases and issuances) and the sales/settlement proceeds (for sales and settlements) based upon the actual date purchased/issued or sold/settled.

**Transfers between Levels**

Overall, transfers between levels occur when there are changes in the observability of inputs and market activity. Transfers into or out of any level are assumed to occur at the beginning of the period.

**NOTES TO THE FINANCIAL STATEMENTS**

---

**Transfers into or out of Level 3**

Transfers into or out of Level 3 are presented in the table above. Assets and liabilities are transferred into Level 3 when a significant input cannot be corroborated with market observable data. This occurs when market activity decreases significantly and underlying inputs cannot be observed, current prices are not available and/or when there are significant variances in quoted prices, thereby affecting transparency. Assets and liabilities are transferred out of Level 3 when circumstances change such that a significant input can be corroborated with market observable data. This may be due to a significant increase in market activity, a specific event, or one or more significant input(s) becoming observable.

During the quarter ended June 30, 2019, transfers into Level 3, for bonds of \$1,768,623 resulted primarily from current market conditions characterized by a lack of trading activity and decreased liquidity. These current market conditions have resulted in decreased transparency of valuations and an increased use of broker quotations and unobservable inputs to determine estimated fair value.

- (3) Transfers between levels are assumed to occur at the beginning of the period.
- (4) Assets and Liabilities Measured and Reported at Estimated Fair Value at Reporting Date

Valuation Techniques and Inputs for Level 2 and Level 3 Assets and Liabilities by Major Classes of Assets and Liabilities:

When developing estimated fair values, the Company considers two broad valuation techniques: (i) the market approach and (ii) the income approach. The Company determines the most appropriate valuation technique to use, given what is being measured and the availability of sufficient inputs, giving priority to observable inputs.

The Company categorizes its financial assets and liabilities into a three-level hierarchy, based on the significant input with the lowest level in their valuation. The input levels are as follows. Level 1 - Unadjusted quoted prices in active markets for identical assets or liabilities. The Company defines active markets based on average trading volume for common stock. The size of the bid/ask spread is used as an indicator of market activity for bonds. Level 2 - Quoted prices in markets that are not active or inputs that are observable either directly or indirectly. These inputs can include quoted prices for similar but not identical assets or liabilities other than quoted prices in Level 1, quoted prices in markets that are not active, or other significant inputs that are observable or can be derived principally from or corroborated by observable market data for substantially the full term of the assets or liabilities. Level 3 - Unobservable inputs that are supported by little or no market activity and are significant to the determination of estimated fair value of the assets and liabilities. Unobservable inputs reflect the reporting entity's own assumptions about the assumptions that market participants would use in pricing the asset or liability.

The valuation of most instruments listed below are determined using independent pricing sources, matrix pricing, discounted cash flow methodologies or other similar techniques that use either observable market inputs or unobservable inputs.

## NOTES TO THE FINANCIAL STATEMENTS

Instrument	Level 2 Observable Inputs	Level 3 Unobservable Inputs
<b>Bonds</b>		
<b>U.S. corporate and Foreign corporate securities - included within Industrial &amp; Miscellaneous</b>		
	Valuation Techniques: Principally the market and income approaches. Key Inputs: <ul style="list-style-type: none"> <li>• quoted prices in markets that are not active</li> <li>• benchmark yields; spreads off benchmark yields; new issuances; issuer rating</li> <li>• trades of identical or comparable securities; duration</li> <li>• privately-placed securities are valued using the additional key inputs:               <ul style="list-style-type: none"> <li>• market yield curve; call provisions</li> <li>• observable prices and spreads for similar public or private securities that incorporate the credit quality and industry sector of the issuer</li> <li>• delta spread adjustments to reflect specific credit-related issues</li> </ul> </li> </ul>	Valuation Techniques: Principally the market approach. Key Inputs: <ul style="list-style-type: none"> <li>• illiquidity premium</li> <li>• delta spread adjustments to reflect specific credit-related issues</li> <li>• credit spreads</li> <li>• quoted prices in markets that are not active for identical or similar securities that are less liquid and based on lower levels of trading activity than securities classified in Level 2</li> <li>• independent non-binding broker quotations</li> </ul>
<b>Loan-backed securities - included within Industrial &amp; Miscellaneous</b>		
	<ul style="list-style-type: none"> <li>• not applicable</li> </ul>	Valuation Techniques: Principally the market and income approaches. Key Inputs: <ul style="list-style-type: none"> <li>• credit spreads</li> <li>• quoted prices in markets that are not active for identical or similar securities that are less liquid and based on lower levels of trading activity than securities classified in Level 2</li> <li>• independent non-binding broker quotations</li> </ul>
<b>Foreign governments - included within All Other Governments</b>		
	Valuation Techniques: Principally the market approach Key Inputs: <ul style="list-style-type: none"> <li>• quoted prices in markets that are not active</li> <li>• benchmark U.S. Treasury yield or other yields</li> <li>• the spread off the U.S. Treasury yield curve for the identical security</li> <li>• issuer ratings and issuer spreads; broker-dealer quotes</li> <li>• comparable securities that are actively traded</li> </ul>	<ul style="list-style-type: none"> <li>• not applicable</li> </ul>
<b>Common and preferred stocks</b>		
	Valuation Techniques: Principally the market approach <ul style="list-style-type: none"> <li>• quoted prices in markets that are not active</li> </ul>	Valuation Techniques: Principally the market and income approaches. Key Inputs: <ul style="list-style-type: none"> <li>• credit ratings; issuance structures</li> <li>• quoted prices in markets that are not active for identical or similar securities that are less liquid and based on lower levels of trading activity than securities classified in Level 2</li> <li>• independent non-binding broker quotations</li> </ul>
<b>Derivatives <sup>(1)</sup></b>		
<b>Foreign Currency Exchange Rate</b>		
	Valuation Techniques: Principally the income approach Key Inputs: <ul style="list-style-type: none"> <li>• swap yield curves</li> <li>• basis curves</li> <li>• currency spot rates</li> <li>• cross currency basis curves</li> </ul>	<ul style="list-style-type: none"> <li>• not applicable</li> </ul>

<sup>(1)</sup> Valuations of non-option-based derivatives utilize present value techniques, whereas valuations of option-based derivatives utilize option pricing models.

B. The Company provides additional fair value information in Notes 5, 11, 17, and 21.



## NOTES TO THE FINANCIAL STATEMENTS

### C. Estimated Fair Value of All Financial Instruments

Information related to the aggregate fair value of financial instruments is shown below at:

June 30, 2019							
	Aggregate Fair Value	Admitted Value	Level 1	Level 2	Level 3	NAV	Not Practicable (Carrying Value)
<b>Assets</b>							
Bonds	\$3,705,706,164	\$3,519,370,303	\$ 178,170,496	\$3,439,289,469	\$ 88,246,199	\$ —	\$ —
Preferred stocks	47,655,548	47,655,540	—	5,900,000	41,755,548	—	—
Common stocks - unaffiliated	70,309,569	70,309,569	37,345,669	32,963,900	—	—	—
Mortgage loans	337,564,015	328,411,692	—	—	337,564,015	—	—
Cash, cash equivalents and short-term investments	(14,091,155)	(14,217,480)	(67,349,369)	52,118,179	1,140,035	—	—
Derivative assets <sup>(1)</sup>	6,082,155	5,391,460	—	6,082,155	—	—	—
Investment income due and accrued	40,299,527	40,299,527	—	40,299,527	—	—	—
Receivables for investments other than securities	216,380	216,380	—	216,380	—	—	—
Total assets	<u>\$4,193,742,203</u>	<u>\$3,997,436,991</u>	<u>\$ 148,166,796</u>	<u>\$3,576,869,610</u>	<u>\$468,705,797</u>	<u>\$ —</u>	<u>\$ —</u>
<b>Liabilities</b>							
Derivative liabilities <sup>(1)</sup>	573,097	364,565	—	573,097	—	—	—
Borrowed money (including interest thereon)	801,478,965	801,478,965	—	801,478,965	—	—	—
Cash collateral received on derivatives	5,668,574	5,668,574	—	5,668,574	—	—	—
Total liabilities	<u>\$ 807,720,636</u>	<u>\$ 807,512,104</u>	<u>\$ —</u>	<u>\$ 807,720,636</u>	<u>\$ —</u>	<u>\$ —</u>	<u>\$ —</u>
December 31, 2018							
	Aggregate Fair Value	Admitted Value	Level 1	Level 2	Level 3	NAV	Not Practicable (Carrying Value)
<b>Assets</b>							
Bonds	\$3,498,974,487	\$3,427,314,123	\$ 166,828,409	\$3,248,057,619	\$ 84,088,459	\$ —	\$ —
Preferred stocks	44,841,408	44,841,400	—	5,900,000	38,941,408	—	—
Common stocks - unaffiliated	65,943,608	65,943,608	32,881,408	33,062,200	—	—	—
Mortgage loans	293,517,694	293,616,871	—	—	293,517,694	—	—
Cash, cash equivalents and short-term investments	(39,077,917)	(39,077,917)	(53,866,066)	14,788,149	—	—	—
Derivative assets <sup>(1)</sup>	4,689,736	5,201,276	—	4,689,736	—	—	—
Investment income due and accrued	39,346,742	39,346,742	—	39,346,742	—	—	—
Receivables for investments other than securities	165,789	165,789	—	165,789	—	—	—
Total assets	<u>\$3,908,401,547</u>	<u>\$3,837,351,892</u>	<u>\$ 145,843,751</u>	<u>\$3,346,010,235</u>	<u>\$416,547,561</u>	<u>\$ —</u>	<u>\$ —</u>
<b>Liabilities</b>							
Derivative liabilities <sup>(1)</sup>	242,111	196,392	—	242,111	—	—	—
Borrowed money (including interest thereon)	801,506,778	801,506,778	—	801,506,778	—	—	—
Cash collateral received on derivatives	4,041,574	4,041,574	—	4,041,574	—	—	—
Total liabilities	<u>\$ 805,790,463</u>	<u>\$ 805,744,744</u>	<u>\$ —</u>	<u>\$ 805,790,463</u>	<u>\$ —</u>	<u>\$ —</u>	<u>\$ —</u>

<sup>(1)</sup> Classification of derivatives is based on each derivative's positive (asset) or negative (liability) book/adjusted carrying value, which equals the net admitted assets and liabilities.

#### Assets and Liabilities

The methods and significant assumptions used to estimate the fair value of all financial instruments are presented below.

The Company defines fair value as the price that would be received to sell an asset or paid to transfer a liability (an exit price) in the principal or most advantageous market for the asset or liability in an orderly transaction between market participants on the measurement date. In most cases, the exit price and the transaction (or entry) price will be the same at initial recognition.

Excluded from the disclosure are general account investments accounted for under the equity method.

#### Bonds, Stocks, Cash, Cash Equivalents and Short-term Investments

When available, the estimated fair value for bonds, including loan-backed securities, preferred stocks, unaffiliated common stocks, cash equivalents and short-term investments are based on quoted prices in active markets that are readily and regularly obtainable. Generally, these investments are classified in Level 1, are the most liquid of the Company's securities holdings and valuation of these securities does not involve management's judgment.

When quoted prices in active markets are not available, the determination of estimated fair value is based on market standard valuation methodologies, giving priority to observable inputs. The significant inputs to the market standard valuation methodologies for certain types of securities with reasonable levels of price transparency are inputs that are observable in the market or can be derived principally from or corroborated by observable market data. Generally, these investments are classified in Level 2.

When observable inputs are not available, the market standard valuation methodologies rely on inputs that are significant

**NOTES TO THE FINANCIAL STATEMENTS**

to the estimated fair value that are not observable in the market or cannot be derived principally from or corroborated by observable market data. These unobservable inputs can be based in large part on management's judgment or estimation, and cannot be supported by reference to market activity. Even though these inputs are unobservable, management believes they are consistent with what other market participants would use when pricing such securities and are considered appropriate given the circumstances. Generally, these investments are classified in Level 3.

The use of different methodologies, assumptions and inputs may have a material effect on the estimated fair values of the Company's securities holdings.

The estimated fair value for cash approximates carrying value and is classified as Level 1 given the nature of cash.

**Mortgage Loans**

For mortgage loans, estimated fair value is primarily determined by estimating expected future cash flows and discounting them using current interest rates for similar mortgage loans with similar credit risk, or is determined from pricing for similar mortgage loans. The estimated fair values for impaired mortgage loans are principally obtained by estimating the fair value of the underlying collateral using market standard appraisal and valuation methods. Mortgage loans valued using significant unobservable inputs are classified in Level 3.

**Derivatives**

The estimated fair value of OTC derivatives is determined through the use of pricing models. The determination of estimated fair value, when quoted market values are not available, is based on market standard valuation methodologies and inputs that management believes are consistent with what other market participants would use when pricing such instruments. The significant inputs to the pricing models for most OTC derivatives are inputs that are observable in the market or can be derived principally from, or corroborated by, observable market data. Significant inputs that are observable generally include interest rates, foreign currency exchange rates, interest rate curves, credit curves and volatility. Derivative valuations can be affected by changes in interest rates, foreign currency exchange rates, financial indices, credit spreads, default risk, nonperformance risk, volatility, liquidity and changes in estimates and assumptions used in pricing models. Generally, these derivatives are classified in Level 2.

Most inputs for OTC derivatives are mid-market inputs but, in certain cases, liquidity adjustments are used when they are deemed more representative of exit value. Market liquidity, as well as the use of different methodologies, assumptions and inputs may have a material effect on the estimated fair values of the Company's derivatives and could materially affect the net change in capital and surplus.

**Investment Income Due and Accrued**

Due to the short-term nature of investment income due and accrued, the Company believes there is minimal risk of material changes in interest rates or the credit of the issuer such that estimated fair value approximates carrying value. These amounts are generally classified as Level 2.

**Receivables for Investments Other than Securities**

The estimated fair value of receivables for investments other than securities approximates carrying value. The receivable account, classified within Level 2, essentially represents the equivalent of demand receivable balances and is generally received over a short period. Excluded from the disclosure are those assets that are not considered to be financial instruments subject to this disclosure.

**Borrowed Money (Including Interest Thereon)**

The estimated fair value for borrowed money (including interest thereon) approximates carrying value due to the short-term maturities of these instruments. These amounts are generally classified in Level 2.

**Cash Collateral Received on Derivatives**

The estimated fair value of cash collateral received on derivatives approximates carrying value as these obligations are short-term in nature. These amounts are generally classified in Level 2.

- D. At June 30, 2019, the Company had no investments where it was not practicable to estimate fair value.
- E. The Company did not have any investments that were measured using NAV as a practical expedient as of June 30, 2019.

**21. Other Items**

- A-E. No significant change.
- F. Subprime Mortgage Related Risk Exposure
  - (1-2) No significant change.

**NOTES TO THE FINANCIAL STATEMENTS**

(3) At June 30, 2019, the Company had direct exposure to subprime mortgage risk through other investments as follows:

	Actual Cost	BACV (excluding interest)	Fair Value	OTTI Losses Recognized
RMBS	\$ 14,396,572	\$ 14,374,098	\$ 14,680,159	\$ —
Total	\$ 14,396,572	\$ 14,374,098	\$ 14,680,159	\$ —

(4) No significant change.

G. Insurance-Linked Securities Contracts

No significant change.

**22. Events Subsequent**

The Company has evaluated events subsequent to June 30, 2019 through August 9, 2019, which is the date these financial statements were available to be issued, and has determined there are no material subsequent events requiring adjustment to or disclosure in the financial statements.

The Company is not subject to the annual fee imposed under Section 9010 of the Affordable Care Act (“ACA”).

**23. Reinsurance**

No significant change.

**24. Retrospectively Rated Contracts & Contracts Subject to Redetermination**

A-E. No significant change.

F. The Company is not subject to the risk sharing provision of the ACA.

**25. Change in Incurred Losses and Loss Adjustment Expenses**

A. Incurred losses and loss adjustment expenses attributable to insured events of prior years have decreased by \$14,535,000 in the second quarter of 2019. The decrease was mainly in the home and auto property coverages. The Company decreased the catastrophe prior year reserves by \$5,000,000. The Company also increased the amount of subrogation expected from prior years. The Company has no retrospectively rated policies.

B. There were no significant changes in methodologies and assumptions used in calculating the liability for unpaid losses and loss adjustment expenses during the six months ended June 30, 2019.

**26. Intercompany Pooling Arrangements**

No significant change.

**27. Structured Settlements**

No significant change.

**28. Health Care Receivables**

No significant change.

**29. Participating Policies**

No significant change.

**30. Premium Deficiency Reserves**

No significant change.

**31. High Deductibles**

No significant change.

**32. Discounting of Liabilities for Unpaid Losses or Unpaid Loss Adjustment Expenses**

No significant change.

**33. Asbestos/Environmental Reserves**

No significant change.

**NOTES TO THE FINANCIAL STATEMENTS**

---

**34. *Subscriber Savings Accounts***

No significant change.

**35. *Multiple Peril Crop Insurance***

No significant change.

**36. *Financial Guaranty Insurance***

A. No significant change.

B. As of June 30, 2019, the Company did not have any financial guaranty contracts.

Statement for June 30, 2019 of the **Metropolitan Property and Casualty Insurance Company**  
**GENERAL INTERROGATORIES**

**PART 1 - COMMON INTERROGATORIES**

**GENERAL**

1.1 Did the reporting entity experience any material transactions requiring the filing of Disclosure of Material Transactions with the State of Domicile, as required by the Model Act? Yes [ ] No [X]

1.2 If yes, has the report been filed with the domiciliary state? Yes [ ] No [ ]

2.1 Has any change been made during the year of this statement in the charter, by-laws, articles of incorporation, or deed of settlement of the reporting entity? Yes [ ] No [X]

2.2 If yes, date of change: \_\_\_\_\_

3.1 Is the reporting entity a member of an Insurance Holding Company System consisting of two or more affiliated persons, one or more of which is an insurer? Yes [X] No [ ]  
 If yes, complete Schedule Y, Parts 1 and 1A.

3.2 Have there been any substantial changes in the organizational chart since the prior quarter end? Yes [X] No [ ]

3.3 If the response to 3.2 is yes, provide a brief description of those changes.

Various mergers, reorganizations and formations - See Schedule Y Part 1, Organization Chart - regarding information concerning activities of insurer members of a holding company group.

3.4 Is the reporting entity publicly traded or a member of a publicly traded group? Yes [X] No [ ]

3.5 If the response to 3.4 is yes, provide the CIK (Central Index Key) code issued by the SEC for the entity/group. 1099219

4.1 Has the reporting entity been a party to a merger or consolidation during the period covered by this statement? Yes [ ] No [X]  
 If yes, complete and file the merger history data file with the NAIC for the annual filing corresponding to this period.

4.2 If yes, provide name of entity, NAIC Company Code, and state of domicile (use two letter state abbreviation) for any entity that has ceased to exist as a result of the merger or consolidation.

1 Name of Entity	2 NAIC Company Code	3 State of Domicile

5. If the reporting entity is subject to a management agreement, including third-party administrator(s), managing general agent(s), attorney-in-fact, or similar agreement, have there been any significant changes regarding the terms of the agreement or principals involved? Yes [X] No [ ] N/A [ ]  
 If yes, attach an explanation.

Metropolitan Property and Casualty Insurance Company receives services from Cunningham Lindsey Canada Claims Services Ltd. and Sedgwick Claims Management Services, Inc. The company also receives services from Hyatt Legal Plans, Inc., an affiliate. Although the agreements may not be responsive to this interrogatory due to the nature of the services/parties involved, we are reporting them in the interest of completeness.

6.1 State as of what date the latest financial examination of the reporting entity was made or is being made. 12/31/2016

6.2 State the as of date that the latest financial examination report became available from either the state of domicile or the reporting entity. This date should be the date of the examined balance sheet and not the date the report was completed or released. 12/31/2016

6.3 State as of what date the latest financial examination report became available to other states or the public from either the state of domicile or the reporting entity. This is the release date or completion date of the examination report and not the date of the examination (balance sheet date). 01/11/2018

6.4 By what department or departments?

Rhode Island Insurance Division / Department of Business Regulation

6.5 Have all financial statement adjustments within the latest financial examination report been accounted for in a subsequent financial statement filed with Departments? Yes [ ] No [ ] N/A [X]

6.6 Have all of the recommendations within the latest financial examination report been complied with? Yes [ ] No [ ] N/A [X]

7.1 Has this reporting entity had any Certificates of Authority, licenses or registrations (including corporate registration, if applicable) suspended or revoked by any governmental entity during the reporting period? Yes [ ] No [X]

7.2 If yes, give full information:

8.1 Is the company a subsidiary of a bank holding company regulated with the Federal Reserve Board? Yes [ ] No [X]

8.2 If response to 8.1 is yes, please identify the name of the bank holding company.

8.3 Is the company affiliated with one or more banks, thrifts or securities firms? Yes [X] No [ ]

8.4 If the response to 8.3 is yes, please provide below the names and location (city and state of the main office) of any affiliates regulated by a federal regulatory services agency [i.e. the Federal Reserve Board (FRB), the Office of the Comptroller of the Currency (OCC), the Federal Deposit Insurance Corporation (FDIC) and the Securities Exchange Commission (SEC)] and identify the affiliate's primary federal regulator].

1 Affiliate Name	2 Location (City, State)	3 FRB	4 OCC	5 FDIC	6 SEC
MetLife Investment Advisors, LLC	Whippany, NJ				YES
MetLife Investors Distribution Company	New York, NY				YES
MetLife Investments Securities, LLC	Whippany, NJ				YES
Logan Circle Partners, L.P.	Philadelphia, PA				YES

9.1 Are the senior officers (principal executive officer, principal financial officer, principal accounting officer or controller, or persons performing similar functions) of the reporting entity subject to a code of ethics, which includes the following standards? Yes [X] No [ ]

- (a) Honest and ethical conduct, including the ethical handling of actual or apparent conflicts of interest between personal and professional relationships;
- (b) Full, fair, accurate, timely and understandable disclosure in the periodic reports required to be filed by the reporting entity;
- (c) Compliance with applicable governmental laws, rules and regulations;
- (d) The prompt internal reporting of violations to an appropriate person or persons identified in the code; and
- (e) Accountability for adherence to the code.

9.11 If the response to 9.1 is No, please explain:

9.2 Has the code of ethics for senior managers been amended? Yes [ ] No [X]

9.21 If the response to 9.2 is Yes, provide information related to amendment(s).

Statement for June 30, 2019 of the **Metropolitan Property and Casualty Insurance Company**  
**GENERAL INTERROGATORIES**

**PART 1 - COMMON INTERROGATORIES**

- 9.3 Have any provisions of the code of ethics been waived for any of the specified officers? Yes  No
- 9.31 If the response to 9.3 is Yes, provide the nature of any waiver(s).

**FINANCIAL**

- 10.1 Does the reporting entity report any amounts due from parent, subsidiaries or affiliates on Page 2 of this statement? Yes  No
- 10.2 If yes, indicate any amounts receivable from parent included in the Page 2 amount: \$ 0

**INVESTMENT**

- 11.1 Were any of the stocks, bonds, or other assets of the reporting entity loaned, placed under option agreement, or otherwise made available for use by another person? (Exclude securities under securities lending agreements.) Yes  No

11.2 If yes, give full and complete information relating thereto:

FHLB \$1,070,780,367

12. Amount of real estate and mortgages held in other invested assets in Schedule BA: \$ 60,004,808
13. Amount of real estate and mortgages held in short-term investments: \$ 0

- 14.1 Does the reporting entity have any investments in parent, subsidiaries and affiliates? Yes  No

14.2 If yes, please complete the following:

	1 Prior Year End Book/Adjusted Carrying Value	2 Current Quarter Book/Adjusted Carrying Value
14.21 Bonds	\$ 0	\$ 0
14.22 Preferred Stock	0	0
14.23 Common Stock	924,325,774	938,452,860
14.24 Short-Term Investments	0	0
14.25 Mortgage Loans on Real Estate	0	0
14.26 All Other	77,572,313	78,998,271
14.27 Total Investment in Parent, Subsidiaries and Affiliates (Subtotal Lines 14.21 to 14.26)	\$ 1,001,898,087	\$ 1,017,451,131
14.28 Total Investment in Parent included in Lines 14.21 to 14.26 above	\$ 0	\$ 0

- 15.1 Has the reporting entity entered into any hedging transactions reported on Schedule DB? Yes  No

- 15.2 If yes, has a comprehensive description of the hedging program been made available to the domiciliary state? Yes  No

If no, attach a description with this statement.

16. For the reporting entity's security lending program, state the amount of the following as of current statement date:

- 16.1 Total fair value of reinvested collateral assets reported on Schedule DL, Parts 1 and 2: \$ 219,433,723
- 16.2 Total book adjusted/carrying value of reinvested collateral assets reported on Schedule DL, Parts 1 and 2: \$ 218,280,397
- 16.3 Total payable for securities lending reported on the liability page: \$ 219,200,300

17. Excluding items in Schedule E-Part 3-Special Deposits, real estate, mortgage loans and investments held physically in the reporting entity's offices, vaults or safety deposit boxes, were all stocks, bonds and other securities, owned throughout the current year held pursuant to a custodial agreement with a qualified bank or trust company in accordance with Section 1, III - General Examination Considerations, F. Outsourcing of Critical Functions, Custodial or Safekeeping Agreements of the NAIC *Financial Condition Examiners Handbook*? Yes  No

17.1 For all agreements that comply with the requirements of the NAIC *Financial Condition Examiners Handbook*, complete the following:

1 Name of Custodian(s)	2 Custodian Address
JP Morgan Chase & Co	4 New York Plaza - 12th Floor, New York, NY, 10004

17.2 For all agreements that do not comply with the requirements of the NAIC *Financial Condition Examiners Handbook*, provide the name, location and a complete explanation:

1 Name(s)	2 Location(s)	3 Complete Explanation(s)

- 17.3 Have there been any changes, including name changes, in the custodian(s) identified in 17.1 during the current quarter? Yes  No

17.4 If yes, give full and complete information relating thereto:

1 Old Custodian	2 New Custodian	3 Date of Change	4 Reason

17.5 Investment management – Identify all investment advisors, investment managers, broker/dealers, including individuals that have the authority to make investment decisions on behalf of the reporting entity. For assets that are managed internally by employees of the reporting entity, note as such ["...that have access to the investment accounts", "handle securities"].

1 Name of Firm or Individual	2 Affiliation
MetLife Investment Advisors, LLC	A

17.5097 For those firms/individuals listed in the table for Question 17.5, do any firms/individuals unaffiliated with the reporting entity (i.e., designated with a "U") manage more than 10% of the reporting entity's assets? Yes  No

17.5098 For firms/individuals unaffiliated with the reporting entity (i.e., designated with a "U") listed in the table for Question 17.5, does the total assets under management aggregate to more than 50% of the reporting entity's assets? Yes  No

17.6 For those firms or individuals listed in the table for 17.5 with an affiliation code of "A" (affiliated) or "U" (unaffiliated), provide the information for the table below.

1 Central Registration Depository Number	2 Name of Firm or Individual	3 Legal Entity Identifier (LEI)	4 Registered With	5 Investment Management Agreement (IMA) Filed
142463	MetLife Investment Advisors, LLC	EAU072Q8FCR1S0XGYJ21	SEC	DS

- 18.1 Have all the filing requirements of the *Purposes and Procedures Manual of the NAIC Investment Analysis Office* been followed? Yes  No

Statement for June 30, 2019 of the **Metropolitan Property and Casualty Insurance Company**  
**GENERAL INTERROGATORIES**

**PART 1 - COMMON INTERROGATORIES**

18.2 If no, list exceptions:

As of March 31, 2019, two issues did not meet the filing requirements of the Purposes and Procedures Manual of the NAIC Investment Analysis Office. The issues have not been filed due to lack of final documentation.

19. By self-designating 5GI securities, the reporting entity is certifying the following elements for each self-designated 5GI security:

- a. Documentation necessary to permit a full credit analysis of the security does not exist or an NAIC CRP credit rating for an FE or PL security is not available.
- b. Issuer or obligor is current on all contracted interest and principal payments.
- c. The insurer has an actual expectation of ultimate payment of all contracted interest and principal.

Has the reporting entity self-designated 5GI securities?

Yes [ ] No [X]

20. By self-designating PLGI securities, the reporting entity is certifying the following elements for each self-designated PLGI security:

- a. The security was purchased prior to January 1, 2018.
- b. The reporting entity is holding capital commensurate with the NAIC Designation reported for the security.
- c. The NAIC Designation was derived from the credit rating assigned by an NAIC CRP in its legal capacity as a NRSRO which is shown on a current private letter rating held by the insurer and available for examination by state insurance regulators.
- d. The reporting entity is not permitted to share this credit rating of the PL security with the SVO.

Has the reporting entity self-designated PLGI securities?

Yes [ ] No [X]

Statement for June 30, 2019 of the **Metropolitan Property and Casualty Insurance Company**  
**GENERAL INTERROGATORIES (continued)**

**PART 2 – PROPERTY & CASUALTY INTERROGATORIES**

1. If the reporting entity is a member of a pooling arrangement, did the agreement or the reporting entity's participation change? Yes [ ] No [ ] N/A [X]  
 If yes, attach an explanation.

2. Has the reporting entity reinsured any risk with any other reporting entity and agreed to release such entity from liability, in whole or in part, from any loss that may occur on the risk, or portion thereof, reinsured? Yes [ ] No [X]  
 If yes, attach an explanation.

3.1 Have any of the reporting entity's primary reinsurance contracts been canceled? Yes [ ] No [X]

3.2 If yes, give full and complete information thereto:

4.1 Are any of the liabilities for unpaid losses and loss adjustment expenses other than certain workers' compensation tabular reserves (see *Annual Statement Instructions* pertaining to disclosure of discounting for definition of "tabular reserves.") discounted at a rate of interest greater than zero? Yes [ ] No [X]

4.2 If yes, complete the following schedule:

1 Line of Business	2 Maximum Interest	3 Disc. Rate	Total Discount				Discount Taken During Period			
			4 Unpaid Losses	5 Unpaid LAE	6 IBNR	7 Total	8 Unpaid Losses	9 Unpaid LAE	10 IBNR	11 Total
	0.000	0.000	0	0	0	0	0	0	0	0
Total	XXX	XXX	0	0	0	0	0	0	0	0

5. Operating Percentages:

5.1 A&H loss percent 42.000%

5.2 A&H cost containment percent 0.000%

5.3 A&H expense percent excluding cost containment expenses 58.000%

6.1 Do you act as a custodian for health savings accounts? Yes [ ] No [X]

6.2 If yes, please provide the amount of custodial funds held as of the reporting date. \$ 0

6.3 Do you act as an administrator for health savings accounts? Yes [ ] No [X]

6.4 If yes, please provide the amount of funds administered as of the reporting date. \$ 0

7. Is the reporting entity licensed or chartered, registered, qualified, eligible or writing business in at least two states? Yes [X] No [ ]

7.1 If no, does the reporting entity assume reinsurance business that covers risks residing in at least one state other than the state of domicile of the reporting entity? Yes [ ] No [ ]



**SCHEDULE F - CEDED REINSURANCE**

Showing All New Reinsurers - Current Year to Date

1 NAIC Company Code	2 ID Number	3 Name of Reinsurer	4 Domiciliary Jurisdiction	5 Type of Reinsurer	6 Certified Reinsurer Rating (1 through 6)	7 Effective Date of Certified Reinsurer Rating
------------------------------	----------------	------------------------	----------------------------------	---------------------------	---	--

**NONE**

Statement for June 30, 2019 of the **Metropolitan Property and Casualty Insurance Company**  
**SCHEDULE T - EXHIBIT OF PREMIUMS WRITTEN**

Current Year to Date - Allocated by States and Territories

States, Etc.	1 Active Status (a)	Direct Premiums Written		Direct Losses Paid (Deducting Salvage)		Direct Losses Unpaid	
		2 Current Year to Date	3 Prior Year to Date	4 Current Year to Date	5 Prior Year to Date	6 Current Year to Date	7 Prior Year to Date
1. Alabama.....AL.....L.....		22,578,747	22,194,243	12,704,239	18,933,134	12,000,762	15,453,816
2. Alaska.....AK.....N.....							
3. Arizona.....AZ.....L.....		7,413,236	8,108,197	4,149,091	3,464,011	4,135,068	4,997,367
4. Arkansas.....AR.....L.....		8,654,301	8,580,428	4,135,324	3,725,345	3,905,094	2,981,719
5. California.....CA.....N.....							
6. Colorado.....CO.....L.....		10,200,123	11,285,227	6,987,368	10,184,588	10,138,154	16,202,449
7. Connecticut.....CT.....L.....		34,920,802	33,839,575	18,204,762	22,618,174	27,800,565	34,454,803
8. Delaware.....DE.....L.....		769,553	806,389	435,365	515,511	686,252	620,727
9. District of Columbia.....DC.....L.....							
10. Florida.....FL.....L.....		2,150,614	2,000,557	551,958	1,168,369	2,591,368	2,362,417
11. Georgia.....GA.....L.....		12,008,916	10,962,714	6,153,221	6,416,575	6,150,292	4,969,920
12. Hawaii.....HI.....L.....		236,912	253,121	127,597	120,185	146,452	585,344
13. Idaho.....ID.....L.....		7,472,516	7,991,147	4,297,269	9,405,927	5,140,813	7,988,620
14. Illinois.....IL.....L.....		4,851,273	3,993,325	917,856	1,952,426	7,133,932	4,691,190
15. Indiana.....IN.....L.....		11,195,577	11,191,905	5,389,456	6,108,789	5,518,838	7,968,572
16. Iowa.....IA.....L.....		4,733,883	5,311,275	2,070,228	3,552,900	2,220,775	2,942,884
17. Kansas.....KS.....L.....		10,935,679	9,367,616	5,850,974	3,706,307	5,654,950	3,150,261
18. Kentucky.....KY.....L.....		20,872,641	17,652,556	11,437,759	8,667,044	13,244,768	11,717,797
19. Louisiana.....LA.....L.....		24,503,956	21,839,755	11,848,992	12,451,872	19,191,594	16,084,916
20. Maine.....ME.....L.....		17,065,321	15,605,669	8,349,542	7,636,421	8,404,851	8,303,256
21. Maryland.....MD.....L.....		3,183,229	3,263,759	1,603,902	2,857,471	1,892,530	2,591,717
22. Massachusetts.....MA.....L.....		131,680,307	138,553,194	61,216,779	73,763,165	59,075,311	66,603,762
23. Michigan.....MI.....L.....		10,907,309	1,721,152	2,307,289	2,824,041	7,763,390	8,819,756
24. Minnesota.....MN.....L.....		22,214,948	19,286,187	10,844,103	8,538,065	10,482,203	8,233,522
25. Mississippi.....MS.....L.....		10,934,127	9,983,729	4,198,480	5,188,326	4,274,942	2,226,677
26. Missouri.....MO.....L.....		5,800,881	5,251,692	3,495,126	2,352,044	3,143,682	2,785,930
27. Montana.....MT.....L.....		2,580,423	2,376,292	1,021,300	842,633	1,137,468	1,004,719
28. Nebraska.....NE.....L.....		1,725,562	2,431,043	1,400,257	1,282,678	2,055,997	1,900,703
29. Nevada.....NV.....L.....		5,439,285	4,298,726	3,400,126	2,351,475	3,095,436	2,616,499
30. New Hampshire.....NH.....L.....		6,065,822	5,886,113	1,669,497	3,785,475	4,324,844	4,378,479
31. New Jersey.....NJ.....L.....		81,020,895	72,155,303	44,700,569	39,788,895	81,141,468	75,309,717
32. New Mexico.....NM.....L.....		4,461,417	4,526,889	3,014,759	2,826,817	2,377,281	2,518,740
33. New York.....NY.....L.....		87,664,991	75,903,780	44,075,447	43,757,310	52,221,889	48,624,298
34. North Carolina.....NC.....L.....		43,191,851	42,528,471	27,223,791	29,332,286	25,138,160	18,905,083
35. North Dakota.....ND.....L.....		9,389,719	9,248,294	3,502,666	4,269,586	2,339,713	3,019,448
36. Ohio.....OH.....L.....		26,011,442	22,356,897	16,201,046	11,068,744	17,786,267	12,110,211
37. Oklahoma.....OK.....L.....		6,638,924	7,279,463	3,650,960	2,652,111	3,428,561	3,385,221
38. Oregon.....OR.....L.....		9,374,240	9,759,708	5,084,586	4,019,785	6,156,014	6,347,961
39. Pennsylvania.....PA.....L.....		16,170,483	13,620,714	6,412,573	6,948,378	13,185,224	10,837,328
40. Rhode Island.....RI.....L.....		23,146,289	23,018,510	7,699,863	10,801,123	12,664,942	15,685,746
41. South Carolina.....SC.....L.....		3,642,217	3,413,390	1,566,524	1,416,027	1,581,107	831,058
42. South Dakota.....SD.....L.....		2,862,698	2,844,344	1,263,480	1,292,953	1,253,670	1,444,961
43. Tennessee.....TN.....L.....		13,305,005	13,511,211	7,050,390	6,324,359	4,147,788	5,105,067
44. Texas.....TX.....L.....		10,552,946	7,665,006	5,095,154	10,042,525	8,476,026	6,116,904
45. Utah.....UT.....L.....		4,485,395	4,480,841	1,505,960	1,335,428	1,893,039	2,601,708
46. Vermont.....VT.....L.....		2,601,057	2,627,003	1,737,531	1,305,332	1,862,128	1,571,427
47. Virginia.....VA.....L.....		9,121,130	9,132,068	3,301,238	7,303,759	2,736,916	4,588,260
48. Washington.....WA.....L.....		19,411,692	19,527,162	11,007,813	17,319,775	14,912,470	13,196,461
49. West Virginia.....WV.....L.....		2,739,973	2,868,307	1,043,209	1,746,328	1,824,723	1,725,673
50. Wisconsin.....WI.....L.....		13,566,641	12,834,362	6,015,108	5,696,143	6,455,070	7,697,923
51. Wyoming.....WY.....L.....		3,612,731	3,824,647	1,747,680	1,922,260	1,546,882	1,461,761
52. American Samoa.....AS.....N.....							
53. Guam.....GU.....N.....							
54. Puerto Rico.....PR.....N.....							
55. US Virgin Islands.....VI.....N.....							
56. Northern Mariana Islands.....MP.....N.....							
57. Canada.....CAN.....N.....							
58. Aggregate Other Alien.....OT.....XXX.....		0	0	0	0	0	0
59. Totals.....XXX.....		794,067,679	747,161,956	397,668,207	435,582,875	494,439,669	489,722,778

**DETAILS OF WRITE-INS**

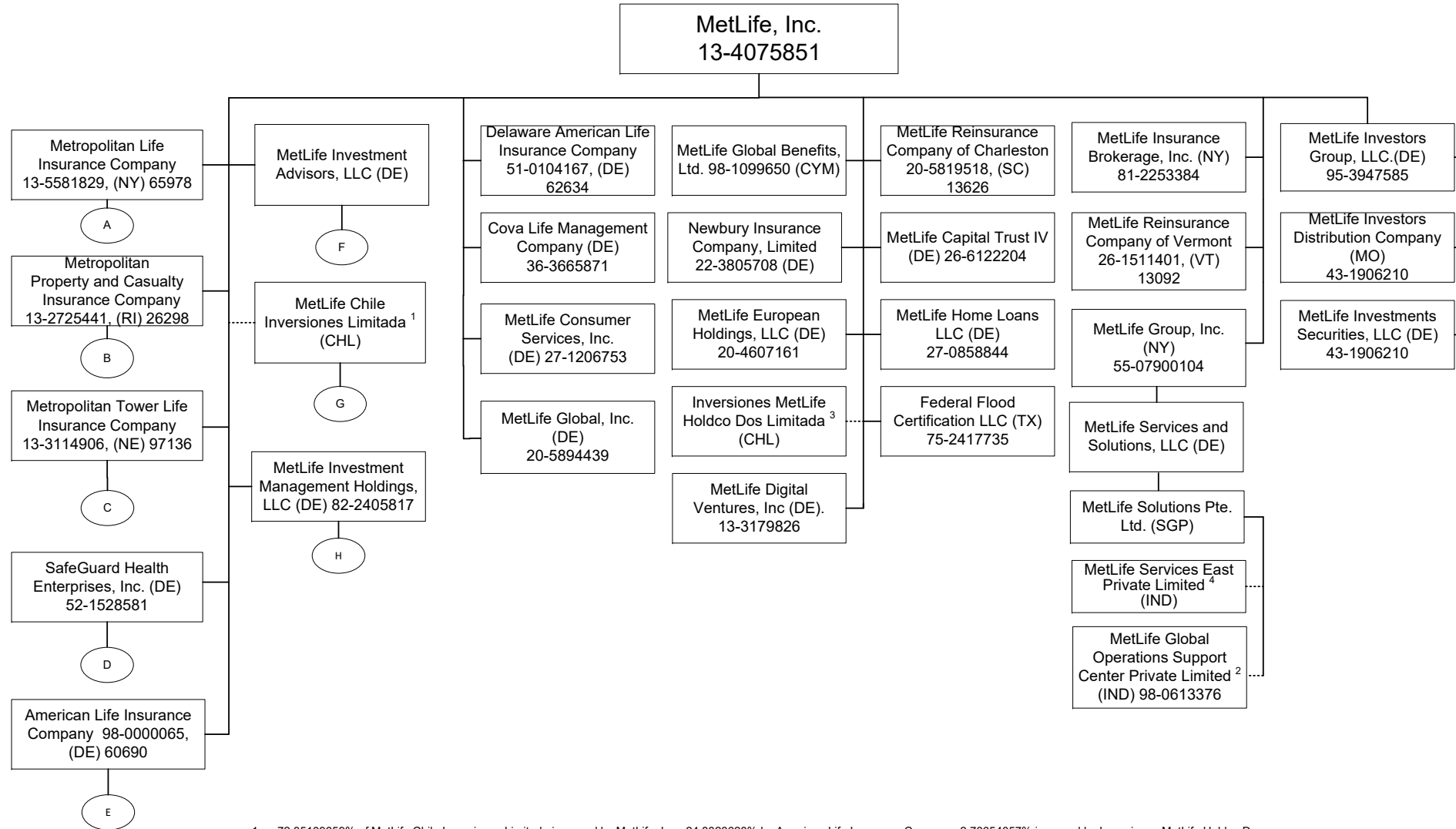
58001.....XXX.....							
58002.....XXX.....							
58003.....XXX.....							
58998. Summary of remaining write-ins for Line 58 from overflow page.....XXX.....		0	0	0	0	0	0
58999. Totals (Lines 58001 thru 58003+ Line 58998) (Line 58 above).....XXX.....		0	0	0	0	0	0

(a) Active Status Count

L - Licensed or Chartered - Licensed insurance carrier or domiciled RRG.....	49	R - Registered - Non-domiciled RRGs.....	0
E - Eligible - Reporting entities eligible or approved to write surplus lines in the state (other than their state of domicile - See DSLI).....	0	Q - Qualified - Qualified or accredited reinsurer.....	0
D - Domestic Surplus Lines Insurer (DSL) - Reporting entities authorized to write surplus lines in the state of domicile.....	0	N - None of the above - Not allowed to write business in the state.....	8

SCHEDULE Y - INFORMATION CONCERNING ACTIVITIES OF INSURER MEMBERS OF A HOLDING COMPANY GROUP

PART 1 - ORGANIZATIONAL CHART



<sup>1</sup> 72.35109659% of MetLife Chile Inversiones Limitada is owned by MetLife, Inc., 24.8823628% by American Life Insurance Company, 2.76654057% is owned by Inversiones MetLife Holdco Dos Limitada and 0.00000004% is owned by Natiloportem Holdings, LLC.

<sup>2</sup> 99.99999% of MetLife Global Operations Support Center Private Limited is owned by MetLife Solutions Pte. Ltd. and 0.00001% is owned by Natiloportem Holdings, LLC.

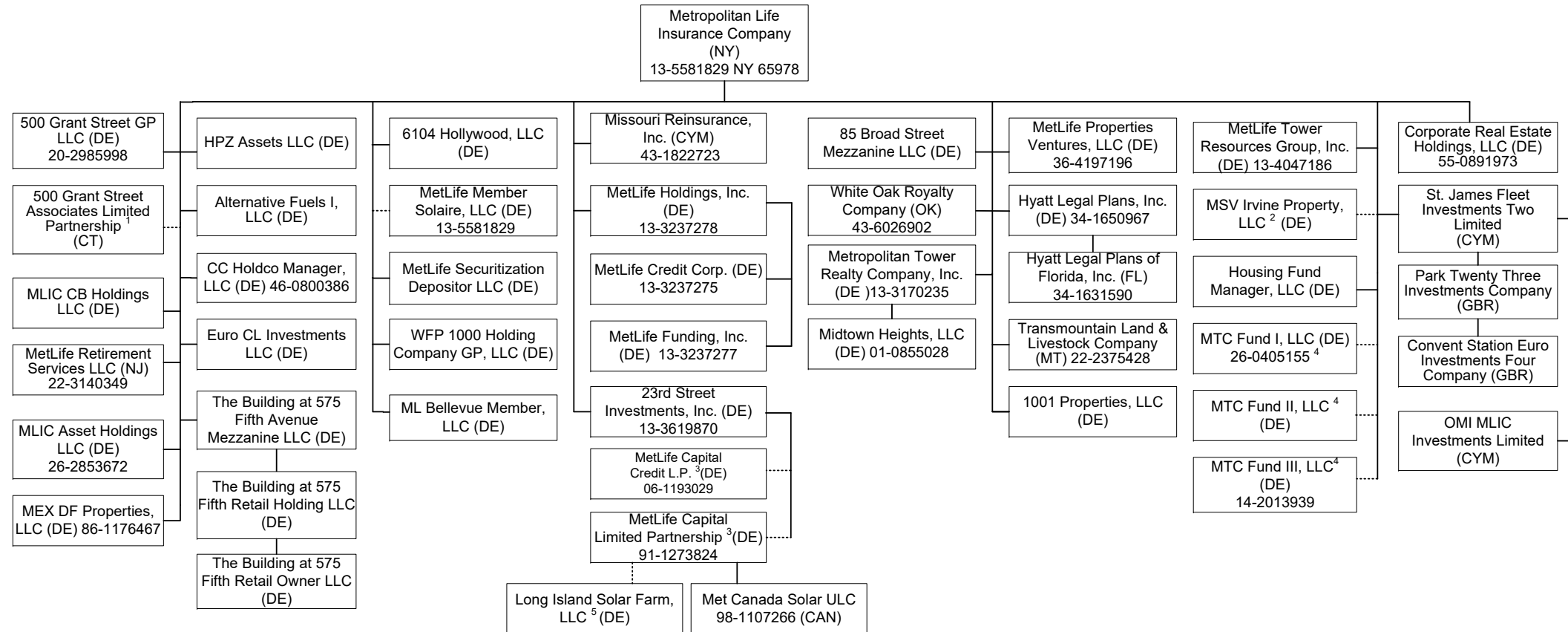
<sup>3</sup> 99.99946% of Inversiones MetLife Holdco Dos Limitada is owned by MetLife, Inc., 0.000535% is owned by MetLife International Holdings, LLC. and 0.0000054% is owned by Natiloportem Holdings, LLC.

<sup>4</sup> 99.99% of MetLife Services East Private Limited is owned by MetLife Solutions Pte. Ltd and .01% is owned by Natiloportem Holdings, LLC.

SCHEDULE Y - INFORMATION CONCERNING ACTIVITIES OF INSURER MEMBERS OF A HOLDING COMPANY GROUP

PART 1 - ORGANIZATIONAL CHART

A



Q11.1

1 99% of 500 Grant Street Associates Limited Partnership is held by Metropolitan Life Insurance Company and 1% by 500 Grant Street GP LLC.

2 96% of MSV Irvine Property, LLC is owned by Metropolitan Life Insurance Company and 4% is owned by Metropolitan Tower Realty Company, Inc.

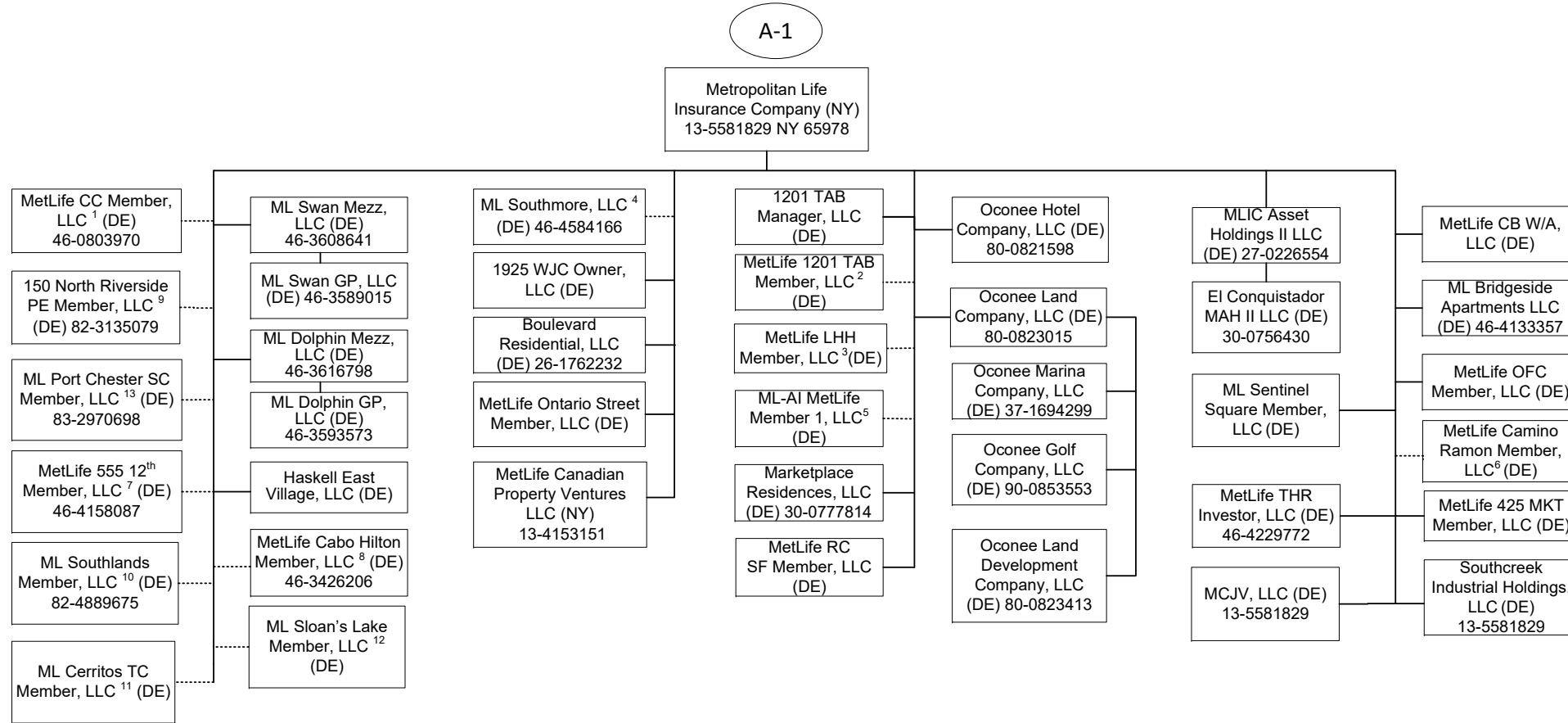
3 1% General Partnership interest is held by 23<sup>rd</sup> Street Investment, Inc. and 99% Limited Partnership interest is held by Metropolitan Life Insurance Company.

4 Housing Fund Manager, LLC is the managing member and owns .01% and the remaining interests are held by a third party member.

5 90.39% membership interest is held by LISF Solar Trust in which MetLife Capital Limited Partnership has a 100% beneficial interest and the rest is owned by a third party.

SCHEDULE Y - INFORMATION CONCERNING ACTIVITIES OF INSURER MEMBERS OF A HOLDING COMPANY GROUP

PART 1 - ORGANIZATIONAL CHART



Q11.2

1 95.122% of MetLife CC Member, LLC is held by Metropolitan Life Insurance Company and 4.878% by Metropolitan Tower Life Insurance Company.

2 96.9% of MetLife 1201 TAB Member, LLC is owned by Metropolitan Life Insurance Company and 3.10% is owned by Metropolitan Property and Casualty Insurance Company.

3 99% of MetLife LHH Member, LLC is owned by Metropolitan Life Insurance Company and 1% by Metropolitan Tower Life Insurance Company.

4 99% of ML Southmore, LLC is owned by Metropolitan Life Insurance Company and 1% by Metropolitan Tower Life Insurance Company.

5 95.199% of the membership interest is owned by Metropolitan Life Insurance Company and 4.801% by Metropolitan Property and Casualty Insurance Company.

6 99% of MetLife Camino Ramon Member, LLC is owned by Metropolitan Life Insurance Company and 1% by Metropolitan Tower Life Insurance Company.

7 94.6% of MetLife 555 12th Member, LLC is owned by Metropolitan Life Insurance Company and 5.4% is owned by Metropolitan Tower Life Insurance Company.

8 83.1% of MetLife Cabo Hilton Member, LLC is owned by Metropolitan Life Insurance Company and 16.9% by Metropolitan Tower Life Insurance Company.

9 81.45% of 150 North Riverside PE Member, LLC is owned by Metropolitan Life Insurance Company, 18.55% is owned by Metropolitan Tower Life Insurance Company.

10 60% of ML Southlands Member, LLC is owned by Metropolitan Life Insurance Company and 40% is owned by Metropolitan Tower Life Insurance Company.

11 60% of ML Cerritos TC Member, LLC is owned by Metropolitan Life Insurance Company and 40% is owned by Metropolitan Tower Life Insurance Company.

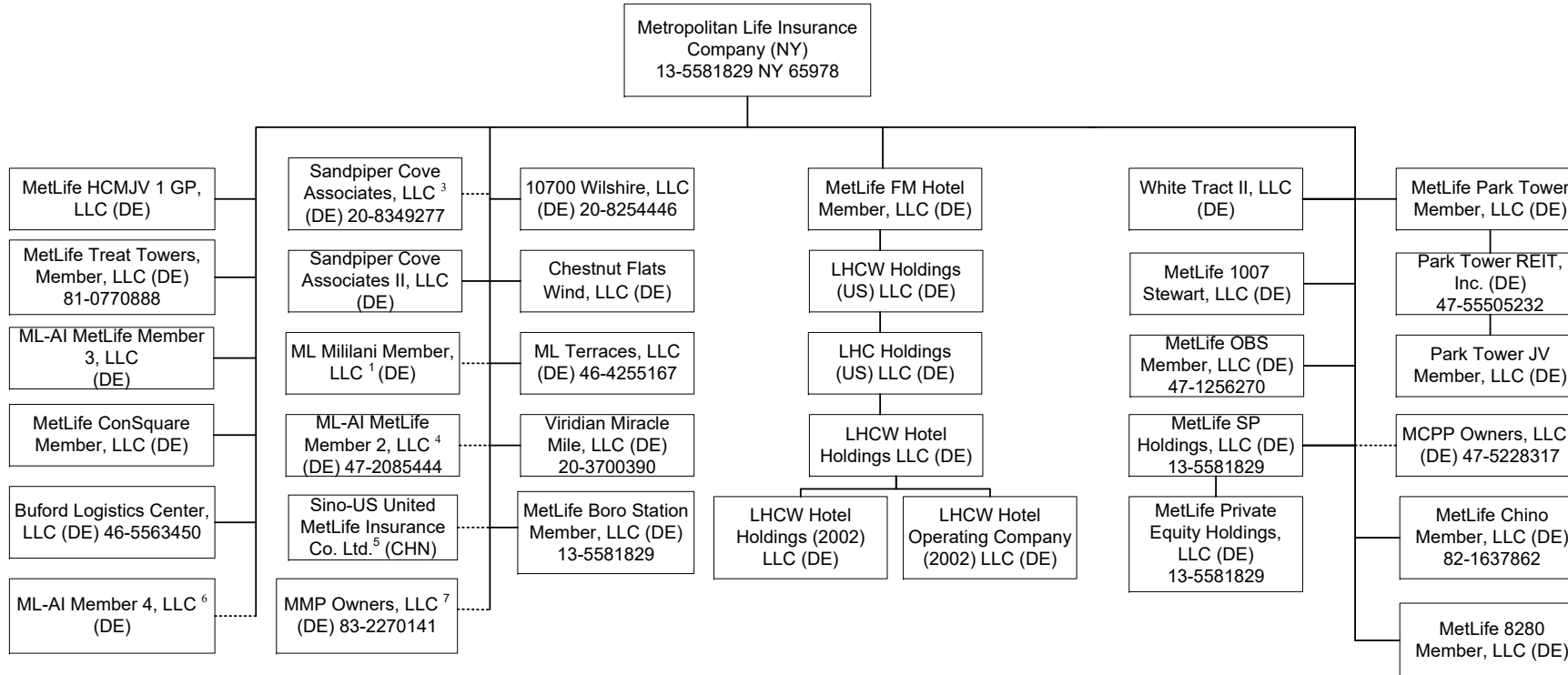
12 55% of ML Sloan's Lake Member, LLC is owned by Metropolitan Life Insurance Company and 45% is owned by Metropolitan Tower Life Insurance Company.

13 60% of ML Port Chester SC Member, LLC is owned by Metropolitan Life Insurance Company and 40% is owned by Metropolitan Tower Life Insurance Company.

SCHEDULE Y - INFORMATION CONCERNING ACTIVITIES OF INSURER MEMBERS OF A HOLDING COMPANY GROUP

PART 1 - ORGANIZATIONAL CHART

A-2

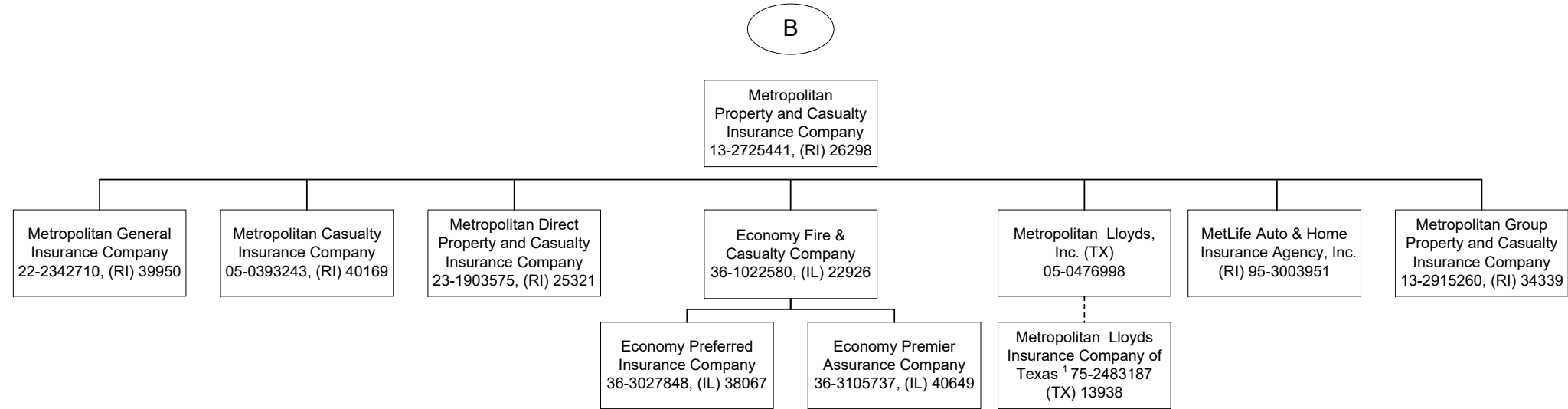


- 1 95% of ML Mililani Member, LLC is owned by Metropolitan Life Insurance Company and 5% is owned by Metropolitan Tower Life Insurance Company.
- 2 87.34% of MCPP Owners, LLC is owned by Metropolitan Life Insurance Company, 1.81% by Metropolitan Tower Life Insurance Company and 10.85% by MTL Leasing, LLC.
- 3 90.59% of the membership interest is owned by Metropolitan Life Insurance Company and 9.41% of the membership interest is owned by Metropolitan Tower Realty Company, Inc.
- 4 98.97% of ML-AI MetLife Member 2, LLC is owned by Metropolitan Life Insurance Company and 1.03% by Metropolitan Tower Life Insurance Company.
- 5 50% of Sino-US United MetLife Insurance Co. Ltd. is owned by Metropolitan Life Insurance Company and 50% is owned by a third party.
- 6 60% of ML-AI Member 4, LLC is owned by Metropolitan Life Insurance Company and 40% is owned by Metropolitan Tower Life Insurance Company.
- 7 98.82% of MMP Owners, LLC is owned by Metropolitan Life Insurance Company and 1.18% is owned by Metropolitan Property and Casualty Insurance Company.

Q11.3

SCHEDULE Y - INFORMATION CONCERNING ACTIVITIES OF INSURER MEMBERS OF A HOLDING COMPANY GROUP

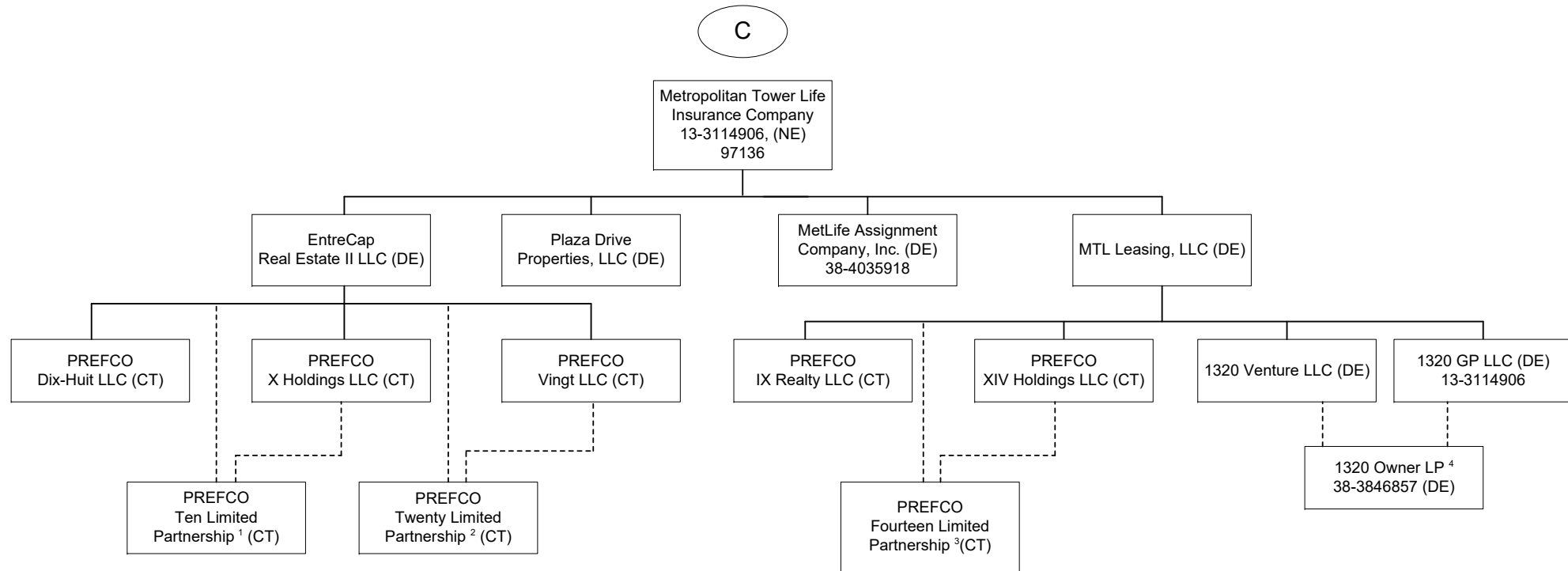
PART 1 - ORGANIZATIONAL CHART



<sup>1</sup> Metropolitan Lloyds Insurance Company of Texas, an affiliated association, provides automobile, homeowner and related insurance for the Texas market. It is an association of individuals designated as underwriters. Metropolitan Lloyds, Inc., a subsidiary of Metropolitan Property and Casualty Insurance Company, serves as the attorney-in-fact and manages the association.

SCHEDULE Y - INFORMATION CONCERNING ACTIVITIES OF INSURER MEMBERS OF A HOLDING COMPANY GROUP

PART 1 - ORGANIZATIONAL CHART



1 99.9% of PREFCO Ten Limited Partnership is owned by EntreCap Real Estate II, LLC and .10% is owned by PREFCO X Holdings LLC.

2 99% of PREFCO Twenty Limited Partnership. is owned by EntreCap Real Estate II, LLC and 1% is owned by PREFCO Vingt LLC.

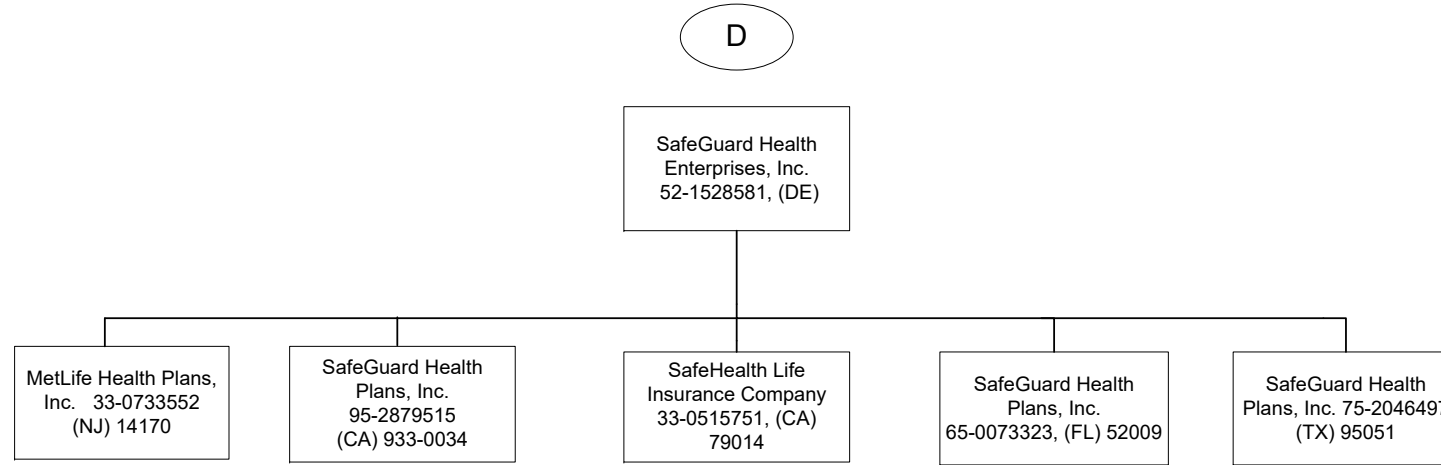
3 99.9% of PREFCO Fourteen Limited Partnership is owned by MTL Leasing, LLC and .10% is owned by PREFCO XIV Holdings LLC.

4 99.9% of 1320 Owner LP is owned by 1320 Venture LLC and .10% is owned by 1320 GP LLC.



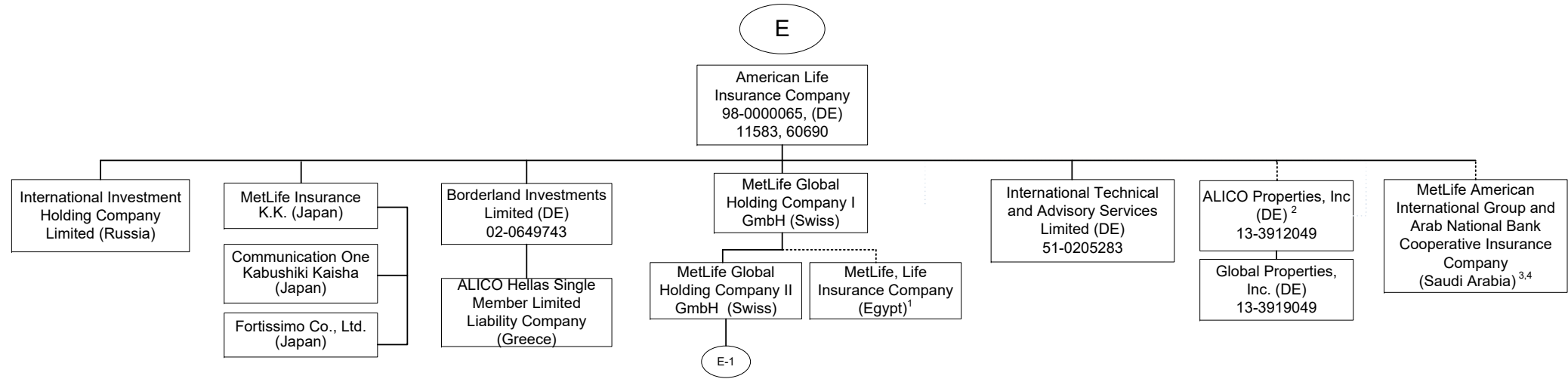
SCHEDULE Y - INFORMATION CONCERNING ACTIVITIES OF INSURER MEMBERS OF A HOLDING COMPANY GROUP

PART 1 - ORGANIZATIONAL CHART



SCHEDULE Y - INFORMATION CONCERNING ACTIVITIES OF INSURER MEMBERS OF A HOLDING COMPANY GROUP

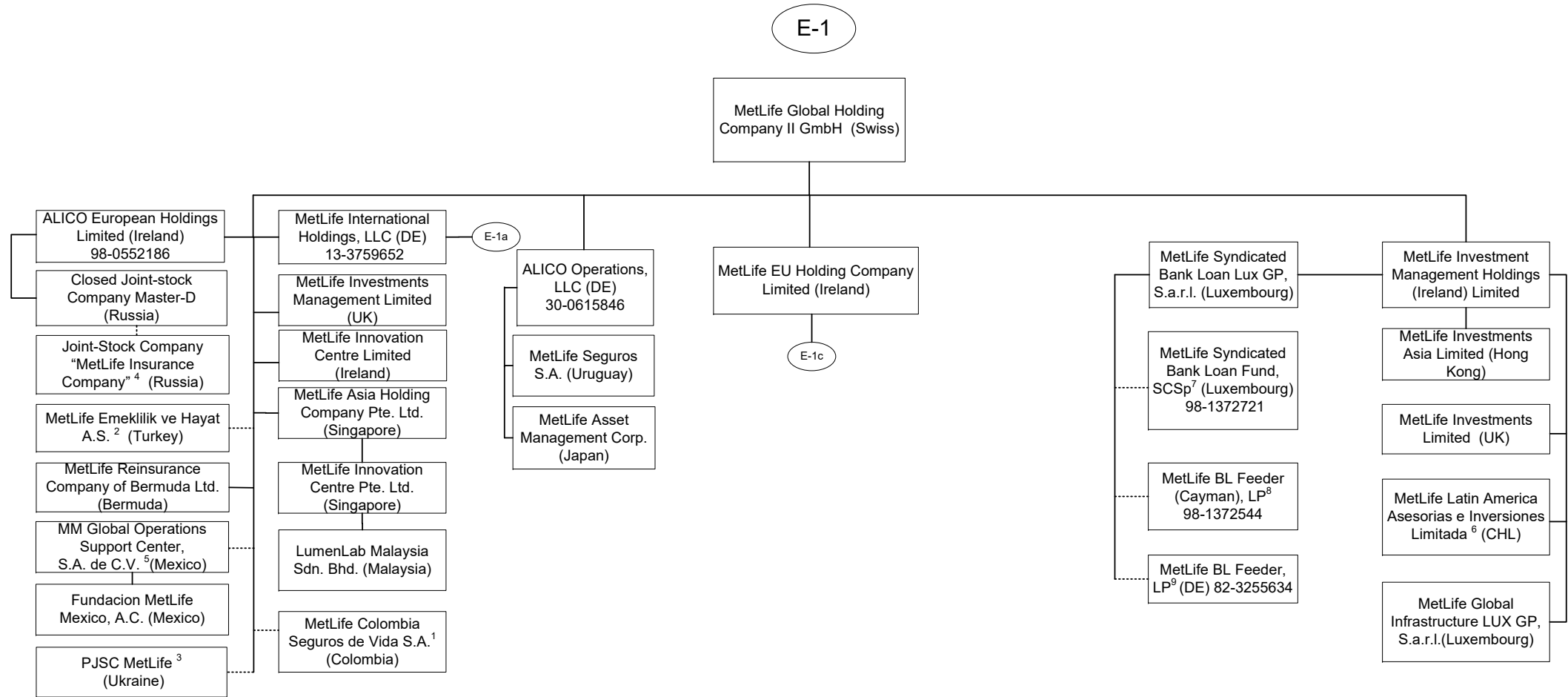
PART 1 - ORGANIZATIONAL CHART



1 84.125% of MetLife, Life Insurance Company (Egypt) is owned by MetLife Global Holding Company I GmbH and the remaining interest by third parties.  
 2 51% of ALICO Properties, Inc. is owned by American Life Insurance Company and the remaining interest by third parties.  
 3 The Delaware Department of Insurance approved a disclaimer of affiliation and therefore, this company is not considered an affiliate under Delaware Law.  
 4 30% of MetLife American International Group and Arab National Bank Cooperative Insurance Company is owned by American Life Insurance Company and the remaining interest by third parties.

SCHEDULE Y - INFORMATION CONCERNING ACTIVITIES OF INSURER MEMBERS OF A HOLDING COMPANY GROUP

PART 1 - ORGANIZATIONAL CHART



1 89.9999657134583% of MetLife Colombia Seguros de Vida S.A. is owned by MetLife Global Holding Company II GmbH, 10.0000315938813% is owned by MetLife Global Holding Company I GmbH, International Technical and Advisory Services Limited, Borderland Investments Limited and Natloportem Holdings, LLC each own 0.000000897553447019009%.

2 99.98% of MetLife Emeklilik ve Hayat A.S. is owned by MetLife Global Holding Company II GmbH (Swiss) and the remaining by third parties.

3 99.9988% of PJSC MetLife is owned by MetLife Global Holding Company II GmbH, .0006% is owned by International Technical and Advisory Services Limited and the remaining .0006% is owned by Borderland Investments Limited

4 51% of Joint-stock Company MetLife Insurance Company is owned by Closed Joint-stock Company Master D and 49% is owned by MetLife Global Holding Company II GmbH.

5 99.999509% of MM Global Operations Support Center S.A. de C.V. (Mexico) is held by MetLife Global Holding Company II GmbH (Swiss) and 0.000491% is held by MetLife Global Holding Company I GmbH (Swiss).

6 99.99% of MetLife Latin American Asesorias e Inversiones Limitada is owned by MetLife Investment Management Holdings (Ireland) Limited and .01% is owned by MetLife Global Holding Company II GmbH (Swiss).

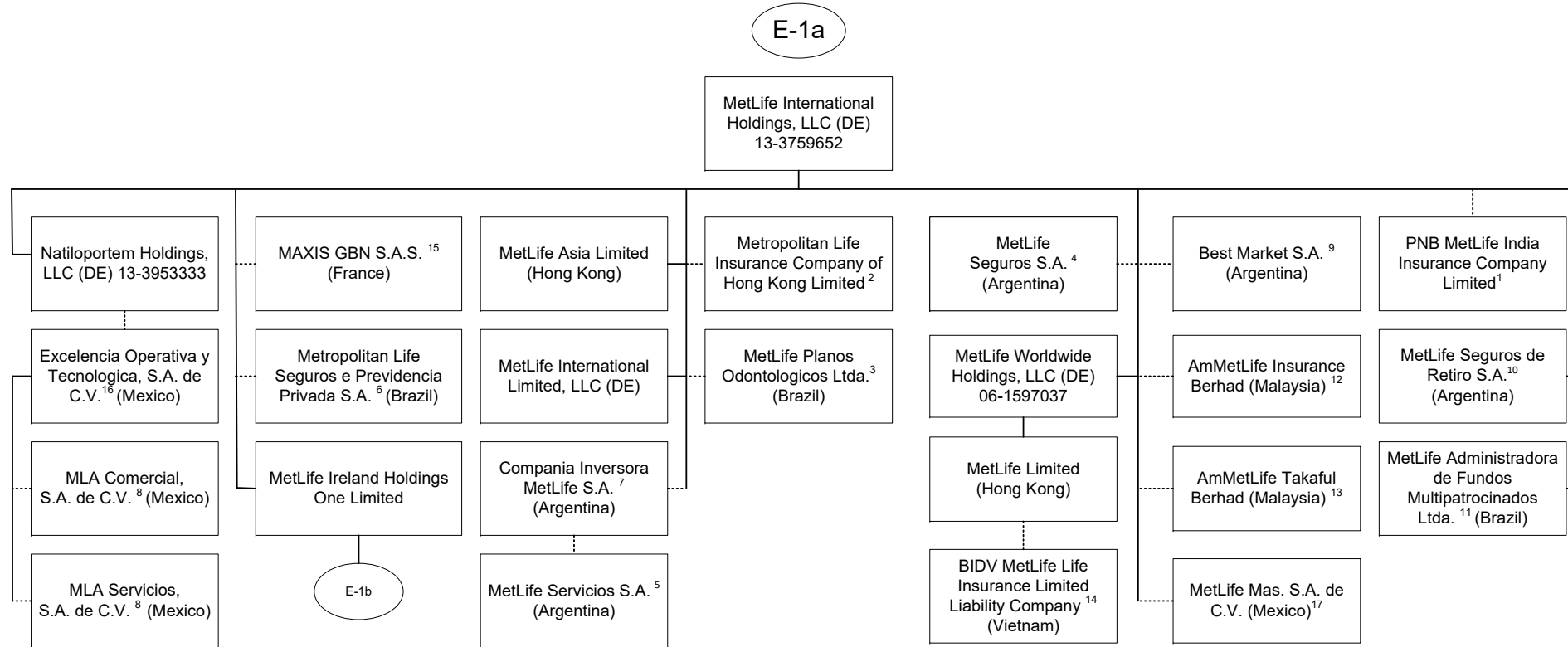
7 MetLife Syndicated Bank Loan Lux GP, S.a.r.l. is the general partner of MetLife Syndicated Bank Loan Fund, SCSp (the "Fund"). The only investors in the Fund are MetLife BL Feeder (Cayman), LP and MetLife BL Feeder, LP.

8 MetLife Syndicated Bank Loan Lux GP, S.a.r.l. is the general partner of MetLife BL Feeder (Cayman), LP (the "Fund"). MetLife BL Feeder (Cayman), LP is an investor in the Fund. The following affiliates hold limited partnership interests in the feeder: MetLife Limited (3.14%), MetLife Insurance K.K. (93.72%) and MetLife Insurance Company of Korea Limited (3.14%).

9 MetLife Syndicated Bank Loan Lux GP, S.a.r.l. is the general partner of MetLife BL Feeder, LP (the "Fund"). MetLife BL Feeder, LP is an investor in the Fund. The following affiliate holds a limited partnership interest in the feeder: Metropolitan Life Insurance Company (49.26%). The remaining 50.74% is owned by one third party investor.

SCHEDULE Y - INFORMATION CONCERNING ACTIVITIES OF INSURER MEMBERS OF A HOLDING COMPANY GROUP

PART 1 - ORGANIZATIONAL CHART

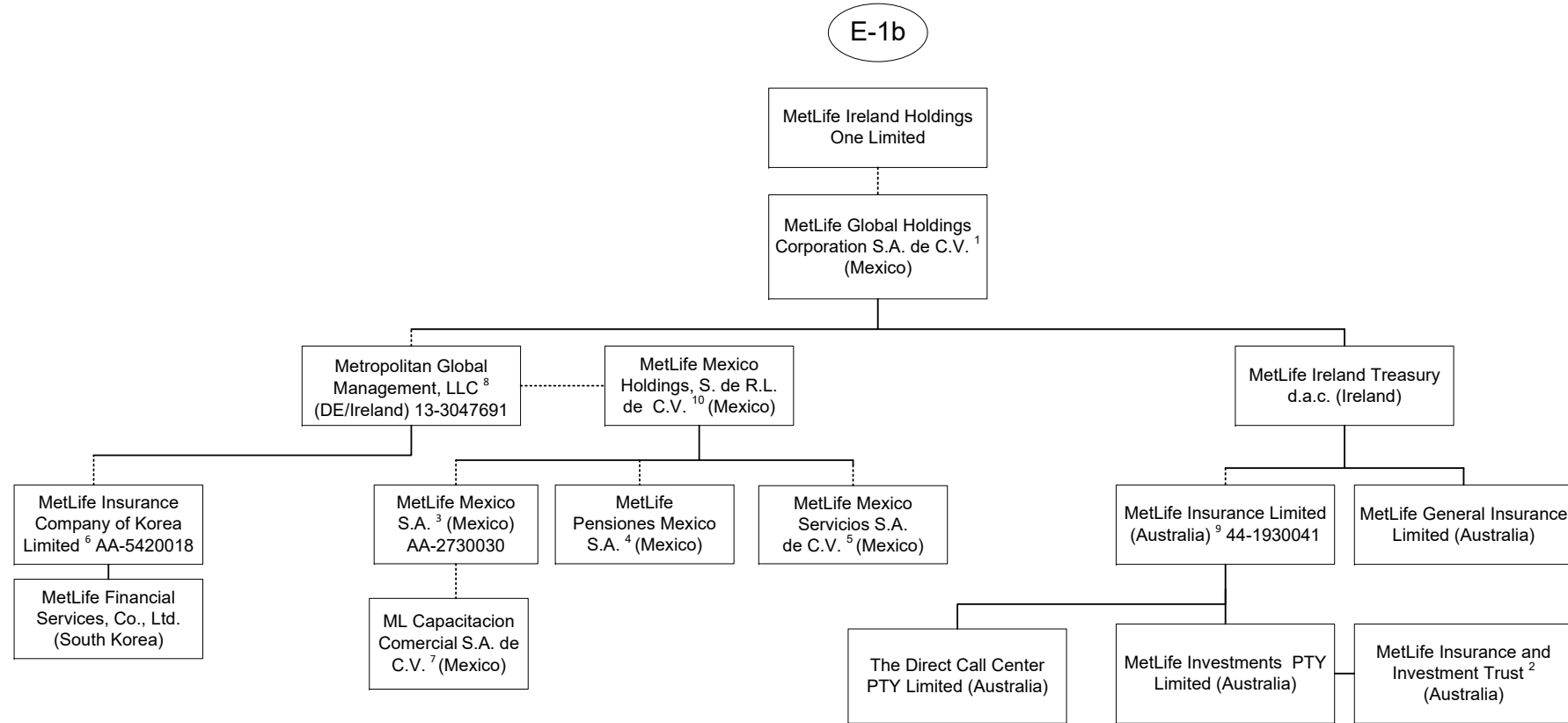


1 32.0526% of PNB MetLife India Insurance Company Limited is owned by MetLife International Holdings, LLC and 67.9474% is owned by third parties.  
 2 99.99935% of Metropolitan Life Insurance Company of Hong Kong Limited is owned by MetLife International Holdings, LLC and 0.00065% is owned by Natiloportem Holdings, LLC.  
 3 99.999% of MetLife Planos Odontologicos Ltda. is owned by MetLife International Holdings, LLC and .001% is owned by Natiloportem Holdings, LLC.  
 4 95.5242% of MetLife Seguros S.A. is owned by MetLife International Holdings, LLC and 2.6753% is owned by Natiloportem Holdings, LLC and 1.8005% is owned by International Technical and Advisory Services Limited.  
 5 18.87% of the shares of MetLife Servicios S.A. are held by Compania Inversora MetLife S.A., 79.88% is owned by MetLife Seguros S.A., .99% is held by Natiloportem Holdings, LLC and .26% is held by MetLife Seguros de Retiro S.A.  
 6 66.662% is owned by MetLife International Holdings, LLC, 33.337% is owned by MetLife Worldwide Holdings, LLC and 0.001% is owned by Natiloportem Holdings, LLC.  
 7 95.46% is owned by MetLife International Holdings, LLC and 4.54% is owned by Natiloportem Holdings, LLC.  
 8 99% is owned by Excelencia Operativa y Tecnologica, S.A. de C.V. and 1% is owned by MetLife Mexico Servicios S.A. de C.V.

9 5% of the shares are held by Natiloportem Holdings, LLC and 95% is owned by MetLife International Holdings, LLC.  
 10 96.8897% is owned by MetLife International Holdings, LLC, 3.1102% is owned by Natiloportem Holdings, and .0001% is owned by International Technical and Advisory Services Limited.  
 11 99.99998% of MetLife Administradora de Fondos Multipatrocinos Ltda. is owned by MetLife International Holdings, LLC and .00002% by Natiloportem Holdings, LLC.  
 12 50.000002% of AmMetLife Insurance Berhad is owned by MetLife International Holdings, LLC and the remainder by a third party.  
 13 49.9999997% of AmMetLife Takaful Berhad is owned by MetLife International Holdings, LLC and the remainder by a third party.  
 14 60% of BIDV MetLife Life Insurance Limited Liability Company is held by MetLife Limited (Hong Kong) and the remainder by third parties.  
 15 50% of MAXIS GBN S.A.S. is held by MetLife International Holdings, LLC and the remainder by third parties.  
 16 99% of Excelencia Operativa y Tecnologica, S.A. de C.V. is held by Natiloportem Holdings, LLC and 1% by MetLife Mexico Servicios S.A. de C.V.  
 17 99.99964399% MetLife Mas, SA de C.V. is owned by MetLife International Holdings, LLC and .00035601% is owned by International Technical and Advisory Services Limited.

SCHEDULE Y - INFORMATION CONCERNING ACTIVITIES OF INSURER MEMBERS OF A HOLDING COMPANY GROUP

PART 1 - ORGANIZATIONAL CHART



1 98.9% is owned by MetLife Ireland Holdings One Limited and 1.1% is owned by MetLife International Limited, LLC.

2 MetLife Insurance and Investment Trust is a trust vehicle, the trustee of which is MetLife Investments PTY Limited ("MIPL").

MIPL is a wholly owned subsidiary of MetLife Insurance PTY Limited.

3 99.050271% is owned by MetLife Mexico Holdings, S. de R.L. de C.V. and .949729% is owned by MetLife International Holdings, LLC.

4 97.5125% is owned by MetLife Mexico Holdings, S. de R.L. de C.V. and 2.4875% is owned by MetLife International Holdings, LLC.

5 98% is owned by MetLife Mexico Holdings, S. de R.L. de C.V. and 2% is owned by MetLife International Holdings, LLC.

6 14.64% is owned by MetLife Mexico, S.A. and 85.36% is owned by Metropolitan Global Management, LLC.

7 99% is owned by MetLife Mexico S.A. and 1% is owned by MetLife Mexico Servicios, S.A. de C.V.

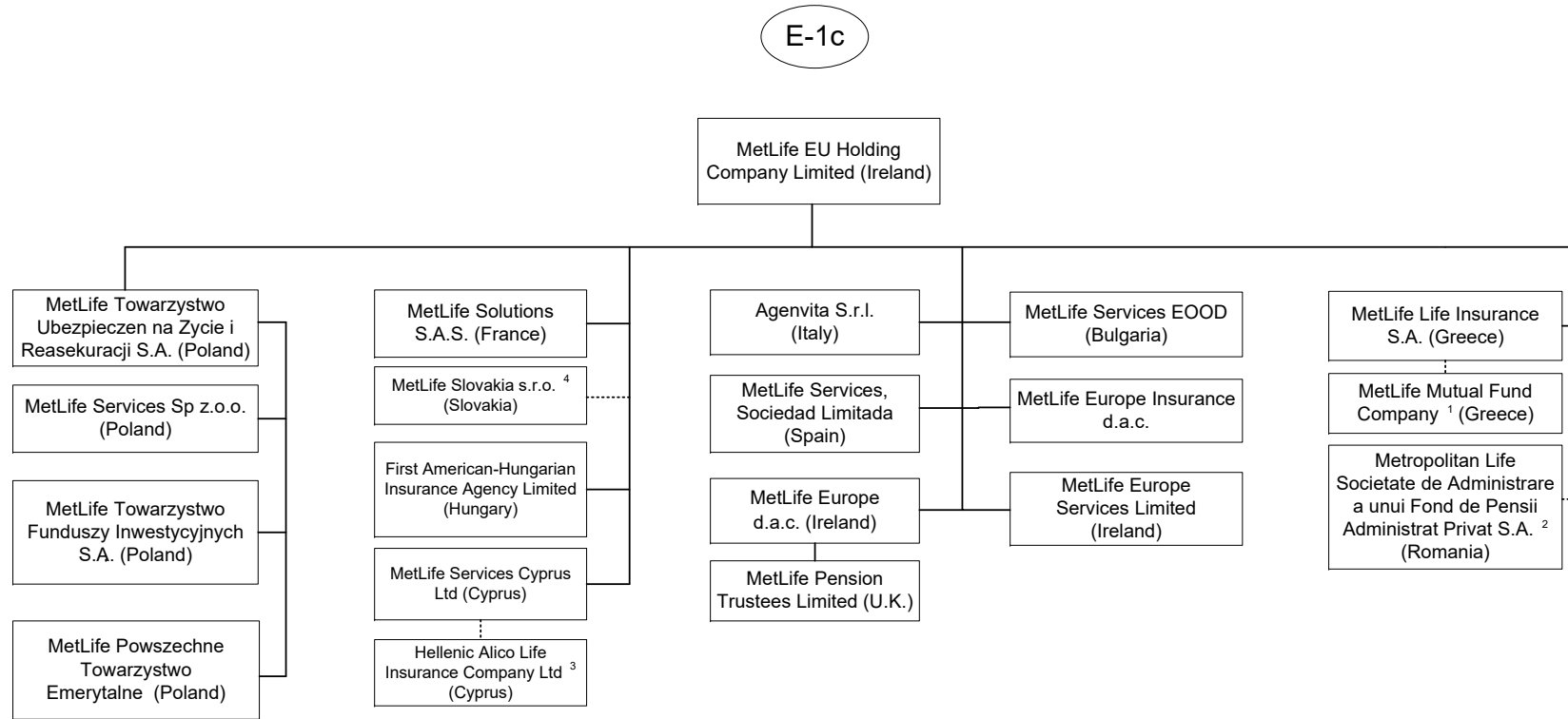
8 99.7% is owned by MetLife Global Holdings Corporation S.A. de C.V. and 0.3% is owned by MetLife International Holdings, LLC.

9 91.16468% of MetLife Insurance Limited (Australia) is owned by MetLife Ireland Treasury d.a.c. and 8.83532% by MetLife Global Holdings Corp. S.A. de C.V..

10 99.99995% is owned by Metropolitan Global Management, LLC and .00005% is owned by Exelencia Operativa y Tecnologica, S.A. de C.V.

SCHEDULE Y - INFORMATION CONCERNING ACTIVITIES OF INSURER MEMBERS OF A HOLDING COMPANY GROUP

PART 1 - ORGANIZATIONAL CHART

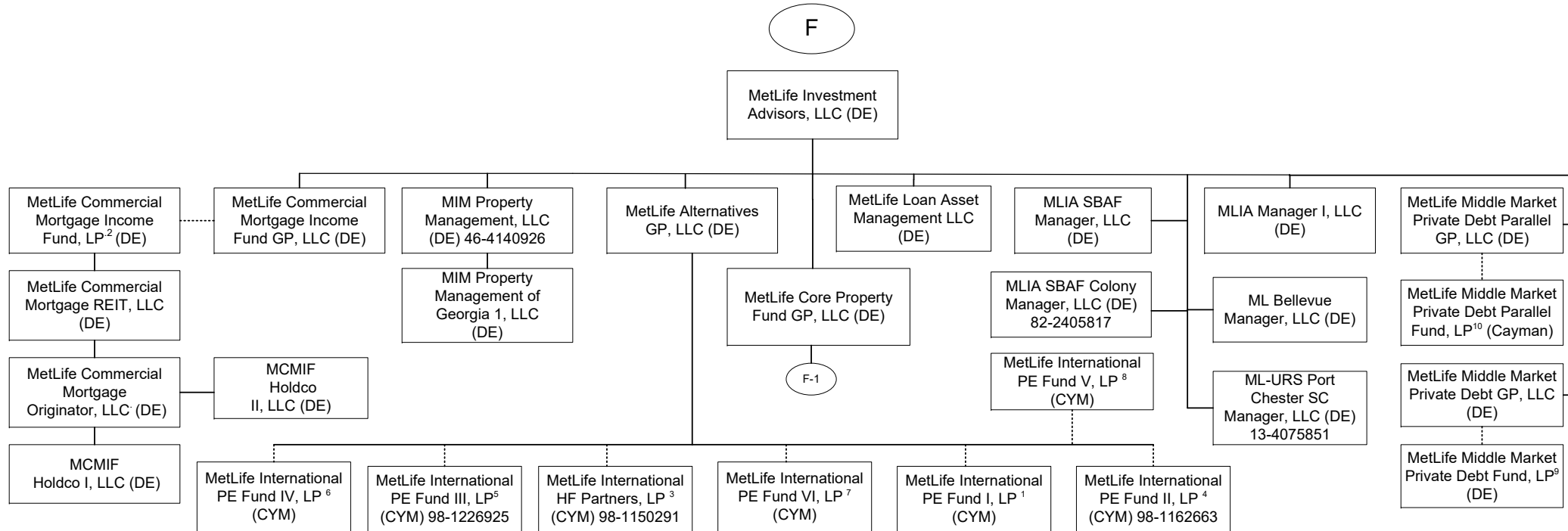


1 90% of MetLife Mutual Fund Company is owned by MetLife Life Insurance S.A. and the remaining interest by a third party.  
 2 99.9836% of Metropolitan Life Societate de Administrare a unui Fond de Pensii Administrat Privat S.A. is owned by MetLife EU Holding Company Limited and 0.0164% by MetLife Services Sp z.o.o.

3 27.5% of Hellenic Alico Life Insurance Company Ltd. is owned by MetLife Services Cyprus Ltd (Cyprus) and the remaining by a third party.  
 4 99.956% of MetLife Slovakia s.r.o. (Slovakia) is owned by MetLife EU Holding Company Limited and 0.044% is owned by International Technical and Advisory Services Limited.

SCHEDULE Y - INFORMATION CONCERNING ACTIVITIES OF INSURER MEMBERS OF A HOLDING COMPANY GROUP

PART 1 - ORGANIZATIONAL CHART



Q11.12

1 92.593% of the Limited Partnership interests of this entity is owned by MetLife Insurance K.K., 4.115% is owned by MetLife Mexico S.A., 2.716% by MetLife Limited (Hong Kong) and the remaining 0.576% is owned by Metropolitan Life Insurance Company of Hong Kong Limited.

2 MetLife Commercial Mortgage Income Fund GP, LLC is the general partner of MetLife Commercial Mortgage Income Fund, LP (the "Fund"). A majority of the limited partnership interests in the Fund are held by third parties. The following affiliates hold limited partnership interests in the Fund: Metropolitan Life Insurance Company owns 26.6%, MetLife Insurance Company of Korea, Limited. owns 2.1%, MetLife Limited owns 2.7%, Metropolitan Life Insurance Company of Hong Kong Limited owns 0.03% and Metropolitan Tower Life Insurance Company owns 2.7% (the remainder is held by third party investors).

3 88.22% of the limited partnership interests of this entity is owned by MetLife Insurance K.K. (Japan), 9.47% is owned by MetLife Insurance Company of Korea Limited, 2.29% is owned by MetLife Limited (Hong Kong) and 0.02% is owned by MetLife Alternatives, GP.

4 94.54% of the limited partnership interest of MetLife International PE Fund II, LP is owned by MetLife Insurance K.K. (Japan), 2.77% is owned by MetLife Limited (Hong Kong), 2.1% is owned by MetLife Mexico, S.A. and 0.59% is owned by Metropolitan Life Insurance Company Hong Kong Limited.

5 88.93% of the limited partnership interest of MetLife International PE Fund III, LP is owned by MetLife Insurance K.K. (Japan), 7.91% is owned by MetLife Insurance Company of Korea Limited, 2.61% is owned by MetLife Limited (Hong Kong) and 0.55% is owned by Metropolitan Life Insurance Company Hong Kong Limited.

6 94.70% of the Limited Partnership interests of MetLife International PE Fund IV, LP is owned by MetLife Insurance K.K., 3.79% is owned by MetLife Insurance Company of Korea Limited, 1.51% is owned by MetLife Limited (Hong Kong).

7 76.323% of the Limited Partnership interests of MetLife International PE Fund VI, LP is owned by MetLife Insurance K.K., 20.208% is owned by MetLife Limited and 3.469% is owned by MetLife Insurance Company of Korea.

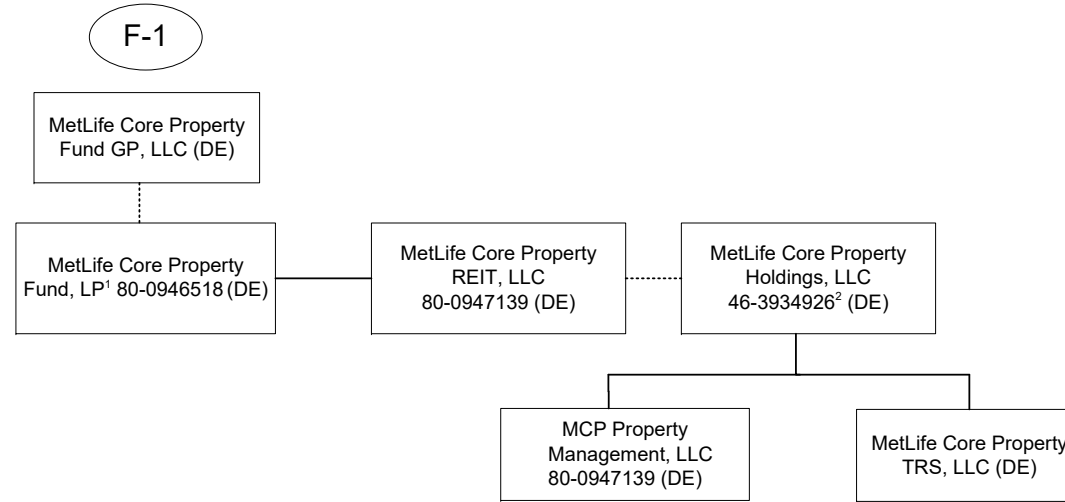
8 81.699% of the Limited Partnership interests of MetLife International PE Fund V, LP entity is owned by MetLife Insurance K.K., 15.033% is owned by MetLife Limited (Hong Kong) and 3.268% is owned by MetLife Insurance Company of Korea, Limited.

9 MetLife Middle Market Private Debt, GP, LLC is the general partner of MetLife Middle Market Private Debt Fund, L.P (the "Fund"). The following affiliates hold limited partnership interests in the Fund: 31.15% is held by MetLife Private Equity Holdings, LLC, 31.15% is held by Metropolitan Life Insurance Company, .35% is held by MetLife Middle Market Private Debt, GP, LLC. The remainder is held by a third party.

10 MetLife Middle Market Private Debt Parallel GP is the general partner of MetLife Middle Market Private Debt Parallel Fund, LP. The following affiliate holds a limited partnership interest in the Fund: MetLife Insurance K.K. (100%).

SCHEDULE Y - INFORMATION CONCERNING ACTIVITIES OF INSURER MEMBERS OF A HOLDING COMPANY GROUP

PART 1 - ORGANIZATIONAL CHART

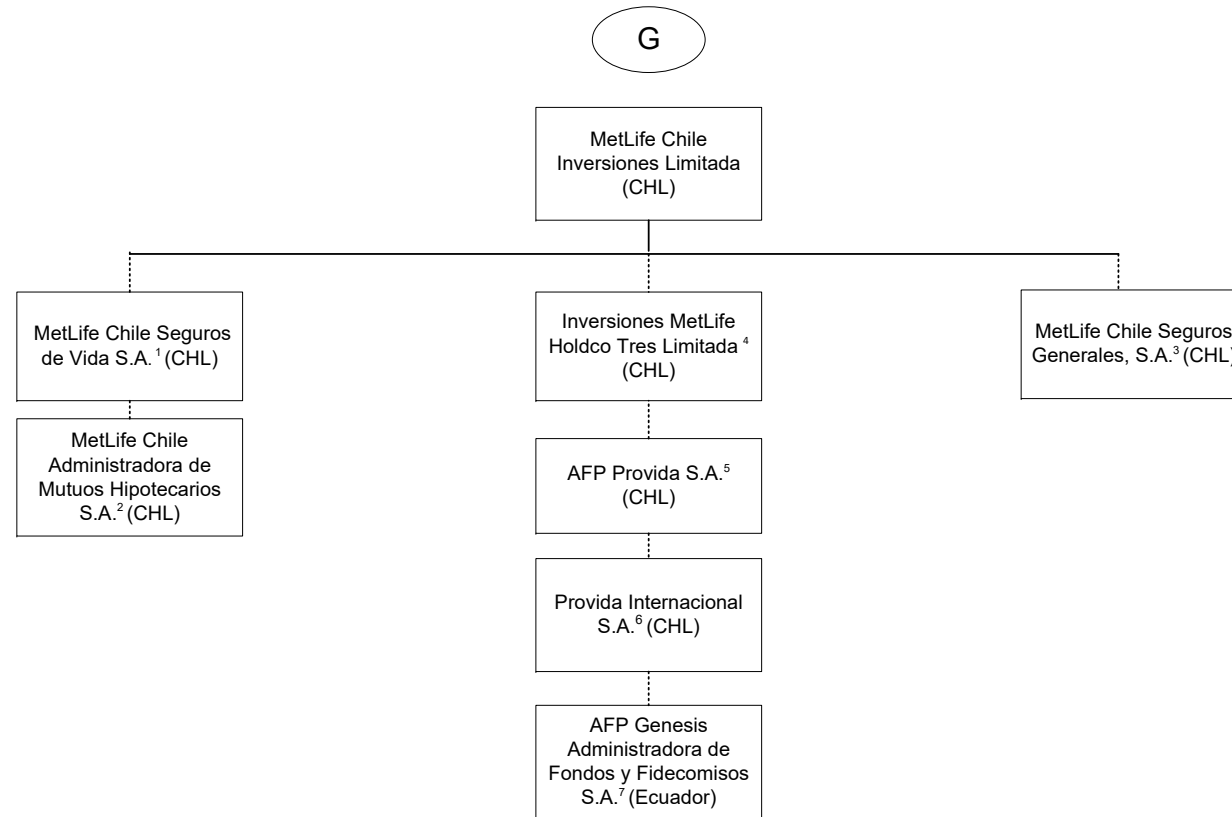


- 1 MetLife Core Property Fund GP, LLC is the general partner of MetLife Core Property Fund, LP (the "Fund"). A substantial majority of the limited partnership interests in the Fund are held by third parties. The following affiliates hold limited partnership interests in the Fund: Metropolitan Life Insurance Company owns 14.61%, Metropolitan Life Insurance Company (on behalf of Separate Account 746) owns 2.36%, MetLife Insurance Company of Korea Limited owns 1.88%, MetLife Insurance KK owns 6.38%, Metropolitan Property and Casualty Insurance Company owns 1.65% and Metropolitan Tower Life Insurance Company owns 0.05%.
- 2 MetLife Core Property Holdings, LLC also holds, directly or indirectly, the following limited liability companies (indirect ownership indicated in parenthesis): MCP Alley24 East, LLC; MCP Property Management, LLC; MCP One Westside, LLC; MCP 7 Riverway, LLC; MCP Acquisition, LLC; MCP SoCal Industrial – Springdale, LLC; MCP SoCal Industrial – Concourse, LLC; MCP SoCal Industrial – Kellwood, LLC; MCP SoCal Industrial – Redondo, LLC; MCP SoCal Industrial – Fullerton, LLC; MCP SoCal Industrial – Loker, LLC; MCP Paragon Point, LLC; MCP 4600 South Syracuse, LLC; MCP The Palms at Doral, LLC; MCP Waterford Atrium, LLC; MCP EnV Chicago, LLC; MCP 1900 McKinney, LLC; MCP 550 West Washington, LLC; MCP 3040 Post Oak, LLC; MCP Plaza at Legacy, LLC; MetLife Core Property TRS, LLC; MCP SoCal Industrial – LAX, LLC; MCP SoCal Industrial - Anaheim, LLC; MCP SoCal Industrial - Canyon, LLC; MCP SoCal Industrial – Bernardo, LLC; MCP Ashton South End, LLC; MCP Lodge At Lakecrest, LLC; MCP Main Street Village, LLC; MCP Trimble Campus, LLC; MCP Highland Park Lender, LLC; MCP Buford Logistics Center Bldg B, LLC; MCP 22745 & 22755 Relocation Drive, LLC; MCP 9020 Murphy Road, LLC; MCP Northyards Holdco, LLC; MCP Northyards Owner, LLC (100%); MCP Northyards Master Lessee, LLC (100%); MCP VOA Holdings, LLC; MCP VOA I & III, LLC (100%); MCP VOA II, LLC (100%); MCP West Broad Marketplace, LLC; MCP Grapevine, LLC; MCP Union Row, LLC; MCP Fife Enterprise Center, LLC; MCP 2 Ames, LLC; MCP 2 Ames Two, LLC (100%); MCP 2 Ames One, LLC (100%); MCP 2 Ames Owner, LLC (100%); MCP 350 Rohlwing, LLC; MCP – Wellington, LLC; MCP Onyx, LLC; MCP Valley Forge, LLC; MCP Valley Forge Two, LLC (100%); MCP Valley Forge One, LLC (100%); MCP Valley Forge Owner, LLC (89%); MCP MA Property REIT, LLC; MCPF – Needham, LLC (100%); MCP 60 11th Street Member, LLC; 60 11th Street, LLC (100%); MCP-English Village, LLC; MCP 100 Congress Member, LLC; Des Moines Creek Business Park Phase II, LLC (95%); MCP Magnolia Park Member, LLC; MCP Denver Pavilions Member, LLC; MCP Buford Logistics Center 2 Member, LLC; MCP Seattle Gateway 1 Member, LLC; MCP 249 Industrial Business Park Member, LLC; MCP Seattle Gateway II Member, LLC; MCP Seventh and Osborn Retail Member, LLC; MCP Seventh and Osborn MF Member, LLC; Seventh and Osborn MF Venture, LLC (92.5%); High Street Seventh and Osborn Apartments, LLC (92.5%); MCP Block 23 Member, LLC; MCP Burnside Member, LLC; MCP Mountain Technology Center Member TRS, LLC; MCP Vineyard Avenue Member, LLC; MCP 93 Red River Member, LLC; MCP 93 Red River Member TRS.



SCHEDULE Y - INFORMATION CONCERNING ACTIVITIES OF INSURER MEMBERS OF A HOLDING COMPANY GROUP

PART 1 - ORGANIZATIONAL CHART



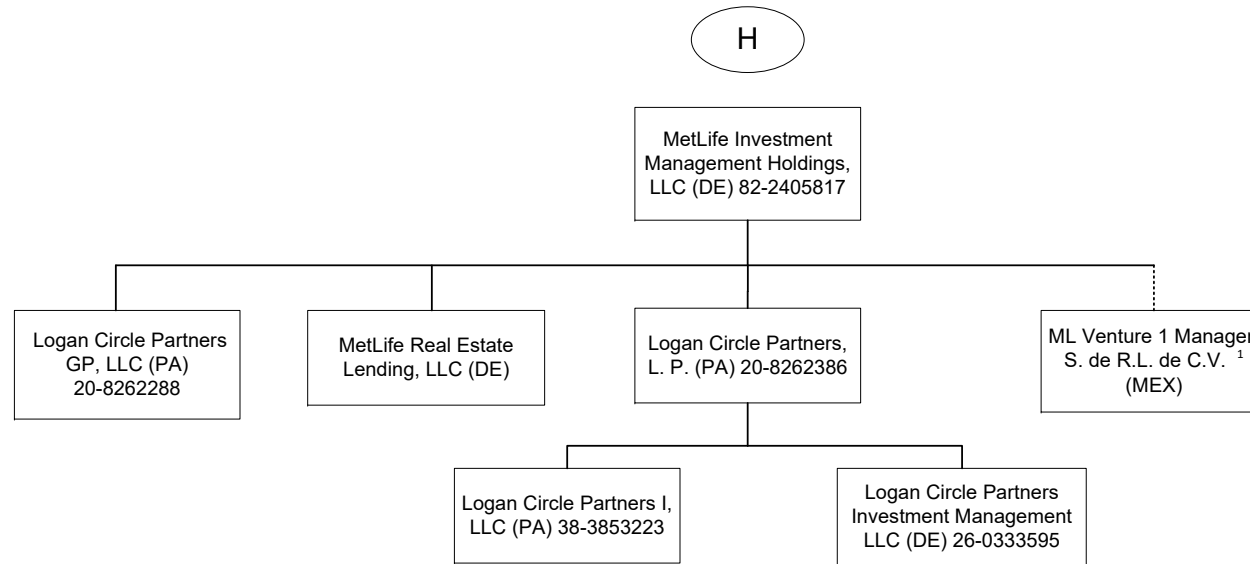
Q11.14

1 99.997% is held by MetLife Chile Inversiones Limitada and .003% by International Technical and Advisory Services Limited.  
 2 99.9% is held by MetLife Chile Seguros de Vida S.A. and 0.1% by MetLife Chile Inversiones Limitada.  
 3 99.98% of MetLife Chile Seguros Generales, S.A. is owned by MetLife Chile Inversiones Limitada and 0.02% by Inversiones MetLife Holdco Dos Limitada.  
 4 97.13% of Inversiones MetLife Holdco Tres Limitada is owned by MetLife Chile Inversiones Limitada and 2.87% is owned by Inversiones MetLife Holdco Dos Limitada.

5 42.3815% of AFP Provida S.A. is owned by Inversiones MetLife Holdco Dos Limitada, 42.3815% owned by Inversiones MetLife Holdco Tres Limitada and 10.9224% by MetLife Chile Inversiones Limitada and the remainder is owned by the public.  
 6 99.99% of Provida Internacional S.A. is owned by AFP Provida S.A. and .01% by MetLife Chile Inversiones Limitada.  
 7 99.9% of AFP Genesis Administradora de Fondos y Fidecomisos S.A. is owned by Provida Internacional S.A. and 0.1% by AFP Provida S.A.

SCHEDULE Y - INFORMATION CONCERNING ACTIVITIES OF INSURER MEMBERS OF A HOLDING COMPANY GROUP

PART 1 - ORGANIZATIONAL CHART



1. 99.9% of ML Venture1 Manager, S. de R.L. de C.V. is owned by MetLife Investment Management Holdings, LLC and 0.1% is owned by MetLife Investment Management Holdings (Ireland) Limited.

SCHEDULE Y - INFORMATION CONCERNING ACTIVITIES OF INSURER MEMBERS OF A HOLDING COMPANY GROUP

PART 1 - ORGANIZATIONAL CHART

1) The voting securities (excluding directors' qualifying shares, if any) of each subsidiary shown on the organizational chart are 100% owned by their respective parent corporation, unless otherwise indicated.

2) The Metropolitan Money Market Pool and MetLife Intermediate Income Pool are pass-through investments pools, of which Metropolitan Life Insurance Company and/or its subsidiaries and/or affiliates are general partners.

3) The MetLife, Inc. organizational chart does not include real estate joint ventures and partnerships of which MetLife, Inc. and/or its subsidiaries is an investment partner. In addition, certain inactive subsidiaries have also been omitted.

4) MetLife Services EEIG is a cost-sharing mechanism used in European Union for European Union-affiliated members.

**SCHEDULE Y**

**PART 1A - DETAIL OF INSURANCE HOLDING COMPANY SYSTEM**

1	2	3	4	5	6	7	8	9	10	11	12	13	14	15	16
Group Code	Group Name	NAIC Company Code	ID Number	Federal RSSD	CIK	Name of Securities Exchange if Publicly Traded (U.S. or International)	Names of Parent, Subsidiaries or Affiliates	Domiciliary Location	Relationship to Reporting Entity	Directly Controlled by (Name of Entity/Person)	Type of Control (Ownership Board, Management, Attorney-in-Fact, Influence, Other)	If Control is Ownership Provide Percentage	Ultimate Controlling Entity(ies)/Person(s)	Is an SCA Filing Required? (Y/N)	*
<b>Members</b>															
0241	MetLife.....	00000..	13-4075851..	2945824	1099219	NYSE, ISE.....	MetLife, Inc.....	DE.....	UDP.....	Board of Directors.....	Board of Directors.....		Board of Directors.....	Y	
0241	MetLife.....	65978..	13-5581829..	1583845	937834		Metropolitan Life Insurance Company.....	NY.....	IA.....	MetLife, Inc.....	Ownership.....	100.000	MetLife, Inc.....	N	
0241	MetLife.....	00000..	20-2985998..				500 Grant Street GP, LLC.....	DE.....	NIA.....	Metropolitan Life Insurance Company.....	Ownership.....	100.000	MetLife, Inc.....	N	
0241	MetLife.....	00000..					500 Grant Street Associates Limited Partnership.....	CT.....	NIA.....	Metropolitan Life Insurance Company.....	Ownership.....	99.000	MetLife, Inc.....	N	
0241	MetLife.....	00000..					500 Grant Street Associates Limited Partnership.....	CT.....	NIA.....	500 Grant Street GP LLC.....	Ownership.....	1.000	MetLife, Inc.....	N	
0241	MetLife.....	00000..	22-3140349..				MetLife Retirement Services LLC.....	NJ.....	NIA.....	Metropolitan Life Insurance Company.....	Ownership.....	100.000	MetLife, Inc.....	N	
0241	MetLife.....	00000..					MLIC CB Holdings LLC.....	DE.....	NIA.....	Metropolitan Life Insurance Company.....	Ownership.....	100.000	MetLife, Inc.....	N	
0241	MetLife.....	00000..					HPZ Assets LLC.....	DE.....	NIA.....	Metropolitan Life Insurance Company.....	Ownership.....	100.000	MetLife, Inc.....	N	
0241	MetLife.....	00000..					Alternative Fuels I, LLC.....	DE.....	NIA.....	Metropolitan Life Insurance Company.....	Ownership.....	100.000	MetLife, Inc.....	N	
0241	MetLife.....	00000..	46-0800386..				CC Holdco Manager, LLC.....	DE.....	NIA.....	Metropolitan Life Insurance Company.....	Ownership.....	100.000	MetLife, Inc.....	N	
0241	MetLife.....	00000..	13-5581829..				MetLife Private Equity Holdings, LLC.....	DE.....	NIA.....	MetLife SP Holdings, LLC.....	Ownership.....	100.000	MetLife, Inc.....	N	
0241	MetLife.....	00000..					Euro CL Investments LLC.....	DE.....	NIA.....	Metropolitan Life Insurance Company.....	Ownership.....	100.000	MetLife, Inc.....	N	
0241	MetLife.....	00000..	13-5581829..				1001 Properties, LLC.....	DE.....	NIA.....	Metropolitan Life Insurance Company.....	Ownership.....	100.000	MetLife, Inc.....	N	
0241	MetLife.....	00000..	26-0291767..				6104 Hollywood, LLC.....	DE.....	NIA.....	Metropolitan Life Insurance Company.....	Ownership.....	100.000	MetLife, Inc.....	N	
0241	MetLife.....	00000..					The Building at 575 Fifth Avenue Mezzanine LLC.....	DE.....	NIA.....	Metropolitan Life Insurance Company.....	Ownership.....	100.000	MetLife, Inc.....	N	
0241	MetLife.....	00000..					The Building at 575 Fifth Retail Holding LLC.....	DE.....	NIA.....	The Building at 575 Fifth Avenue Mezzanine LLC.....	Ownership.....	100.000	MetLife, Inc.....	N	
0241	MetLife.....	00000..					The Building at 575 Fifth Retail Owner LLC.....	DE.....	NIA.....	The Building at 575 Fifth Retail Holding LLC.....	Ownership.....	100.000	MetLife, Inc.....	N	
0241	MetLife.....	00000..	20-8254446..				10700 Wilshire, LLC.....	DE.....	NIA.....	Metropolitan Life Insurance Company.....	Ownership.....	100.000	MetLife, Inc.....	N	
0241	MetLife.....	00000..	20-8342977..				Sandpiper Cove Associates II, LLC.....	DE.....	NIA.....	Metropolitan Life Insurance Company.....	Ownership.....	100.000	MetLife, Inc.....	N	
0241	MetLife.....	00000..	47-3741955..				ML Miliani Member, LLC.....	DE.....	NIA.....	Metropolitan Life Insurance Company.....	Ownership.....	95.000	MetLife, Inc.....	N	
0241	MetLife.....	00000..	47-3741955..				ML Miliani Member, LLC.....	DE.....	NIA.....	Metropolitan Tower Life Insurance Company.....	Ownership.....	5.000	MetLife, Inc.....	N	
0241	MetLife.....	00000..	47-5228317..				MCPP Owners, LLC.....	DE.....	NIA.....	Metropolitan Life Insurance Company.....	Ownership.....	87.340	MetLife, Inc.....	N	
0241	MetLife.....	00000..	47-5228317..				MCPP Owners, LLC.....	DE.....	NIA.....	Metropolitan Tower Life Insurance Company.....	Ownership.....	1.810	MetLife, Inc.....	N	
0241	MetLife.....	00000..	47-5228317..				MCPP Owners, LLC.....	DE.....	NIA.....	MTL Leasing, LLC.....	Ownership.....	10.850	MetLife, Inc.....	N	
0241	MetLife.....	00000..	20-3700390..				Viridian Miracle Mile, LLC.....	DE.....	NIA.....	Metropolitan Life Insurance Company.....	Ownership.....	100.000	MetLife, Inc.....	N	
0241	MetLife.....	00000..	98-1107266..				MetLife Canada Solar ULC.....	CAN.....	NIA.....	MetLife Capital, Limited Partnership.....	Ownership.....	100.000	MetLife, Inc.....	N	
0241	MetLife.....	00000..	86-1176467..				MEX DF Properties, LLC.....	DE.....	NIA.....	Metropolitan Life Insurance Company.....	Ownership.....	100.000	MetLife, Inc.....	N	
0241	MetLife.....	00000..	55-0891973..				Corporate Real Estate Holdings, LLC.....	DE.....	NIA.....	Metropolitan Life Insurance Company.....	Ownership.....	100.000	MetLife, Inc.....	N	
0241	MetLife.....	00000..					WFP 1000 Holding Company GP, LLC.....	DE.....	NIA.....	Metropolitan Life Insurance Company.....	Ownership.....	100.000	MetLife, Inc.....	N	
0241	MetLife.....	00000..					ML Bellevue Member, LLC.....	DE.....	NIA.....	Metropolitan Life Insurance Company.....	Ownership.....	100.000	MetLife, Inc.....	N	
0241	MetLife.....	00000..					MSV Irvine Property, LLC.....	DE.....	NIA.....	Metropolitan Life Insurance Company.....	Ownership.....	96.000	MetLife, Inc.....	N	
0241	MetLife.....	00000..					MSV Irvine Property, LLC.....	DE.....	NIA.....	Metropolitan Tower Realty Company, Inc.....	Ownership.....	4.000	MetLife, Inc.....	N	
0241	MetLife.....	00000..	13-3619870..				23rd Street Investments, Inc.....	DE.....	NIA.....	Metropolitan Life Insurance Company.....	Ownership.....	100.000	MetLife, Inc.....	Y	
0241	MetLife.....	00000..	06-1193029..				MetLife Capital Credit L.P.....	DE.....	NIA.....	Metropolitan Life Insurance Company.....	Ownership.....	99.000	MetLife, Inc.....	N	
0241	MetLife.....	00000..	06-1193029..				MetLife Capital Credit L.P.....	DE.....	NIA.....	23rd Street Investments, Inc.....	Ownership.....	1.000	MetLife, Inc.....	N	
0241	MetLife.....	00000..	91-1273824..				MetLife Capital, Limited Partnership.....	DE.....	NIA.....	Metropolitan Life Insurance Company.....	Ownership.....	99.000	MetLife, Inc.....	N	
0241	MetLife.....	00000..	91-1273824..				MetLife Capital, Limited Partnership.....	DE.....	NIA.....	23rd Street Investments, Inc.....	Ownership.....	1.000	MetLife, Inc.....	N	
0241	MetLife.....	00000..					Long Island Solar Farm, LLC.....	DE.....	NIA.....	MetLife Capital, Limited Partnership.....	Ownership.....	90.390	MetLife, Inc.....	N	
0241	MetLife.....	00000..	43-1822723..	4275507			Missouri Reinsurance, Inc.....	CYM.....	IA.....	Metropolitan Life Insurance Company.....	Ownership.....	100.000	MetLife, Inc.....	Y	

Q12

SCHEDULE Y

PART 1A - DETAIL OF INSURANCE HOLDING COMPANY SYSTEM

1	2	3	4	5	6	7	8	9	10	11	12	13	14	15	16
Group Code	Group Name	NAIC Company Code	ID Number	Federal RSSD	CIK	Name of Securities Exchange if Publicly Traded (U.S. or International)	Names of Parent, Subsidiaries or Affiliates	Domiciliary Location	Relationship to Reporting Entity	Directly Controlled by (Name of Entity/Person)	Type of Control (Ownership Board, Management, Attorney-in-Fact, Influence, Other)	If Control is Ownership Provide Percentage	Ultimate Controlling Entity(ies)/Person(s)	Is an SCA Filing Required? (Y/N)	*
0241	MetLife.....	00000..	13-3237278..				MetLife Holdings, Inc.....	DE.....	NIA.....	Metropolitan Life Insurance Company.....	Ownership.....	100.000	MetLife, Inc.....	..Y.....	
0241	MetLife.....	00000..	13-3237275..				MetLife Credit Corp.....	DE.....	NIA.....	MetLife Holdings, Inc. (DE).....	Ownership.....	100.000	MetLife, Inc.....	..N.....	
0241	MetLife.....	00000..	13-3237277..				MetLife Funding, Inc.....	DE.....	NIA.....	MetLife Holdings, Inc. (DE).....	Ownership.....	100.000	MetLife, Inc.....	..N.....	
0241	MetLife.....	00000..					85 Broad Street Mezzanine LLC.....	DE.....	NIA.....	Metropolitan Life Insurance Company.....	Ownership.....	100.000	MetLife, Inc.....	..N.....	
0241	MetLife.....	00000..	46-5563450..				Buford Logistics Center, LLC.....	DE.....	NIA.....	Metropolitan Life Insurance Company.....	Ownership.....	100.000	MetLife, Inc.....	..N.....	
0241	MetLife.....	00000..					MetLife Park Tower Member , LLC.....	DE.....	NIA.....	Metropolitan Life Insurance Company.....	Ownership.....	100.000	MetLife, Inc.....	..N.....	
0241	MetLife.....	00000..	47-5505232..				Park Tower REIT, Inc.....	DE.....	NIA.....	MetLife Park Tower Member, LLC.....	Ownership.....	100.000	MetLife, Inc.....	..N.....	
0241	MetLife.....	00000..					Park Tower JV Member, LLC.....	DE.....	NIA.....	Park Tower REIT, Inc.....	Ownership.....	100.000	MetLife, Inc.....	..N.....	
0241	MetLife.....	00000..	82-1637862..				MetLife Chino Member, LLC.....	DE.....	NIA.....	Metropolitan Life Insurance Company.....	Ownership.....	100.000	MetLife, Inc.....	..N.....	
0241	MetLife.....	00000..	13-5581829..				MetLife Boro Station Member, LLC.....	DE.....	NIA.....	Metropolitan Life Insurance Company.....	Ownership.....	100.000	MetLife, Inc.....	..N.....	
0241	MetLife.....	00000..	83-2270141..				MMP Owners, LLC.....	DE.....	NIA.....	Metropolitan Life Insurance Company.....	Ownership.....	98.820	MetLife, Inc.....	..N.....	
0241	MetLife.....	00000..	83-2270141..				MMP Owners, LLC.....	DE.....	DS.....	Metropolitan Property and Casualty Insurance Company.....	Ownership.....	1.180	MetLife, Inc.....	..N.....	
0241	MetLife.....	00000..	13-5581829..				MetLife 8280 Member, LLC.....	DE.....	NIA.....	Metropolitan Life Insurance Company.....	Ownership.....	100.000	MetLife, Inc.....	..Y.....	
0241	MetLife.....	00000..	13-3170235..				Metropolitan Tower Realty Company, Inc.....	DE.....	NIA.....	Metropolitan Life Insurance Company.....	Ownership.....	100.000	MetLife, Inc.....	..Y.....	
0241	MetLife.....	00000..	01-0855028..				Midtown Heights, LLC.....	DE.....	NIA.....	Metropolitan Tower Realty Company, Inc.....	Ownership.....	100.000	MetLife, Inc.....	..N.....	
0241	MetLife.....	00000..	43-6026902..				White Oak Royalty Company.....	OK.....	NIA.....	Metropolitan Life Insurance Company.....	Ownership.....	100.000	MetLife, Inc.....	..Y.....	
0241	MetLife.....	00000..	30-0777814..				Marketplace Residences, LLC.....	DE.....	NIA.....	Metropolitan Life Insurance Company.....	Ownership.....	100.000	MetLife, Inc.....	..N.....	
0241	MetLife.....	00000..	26-2853672..				MLIC Asset Holdings LLC.....	DE.....	NIA.....	Metropolitan Life Insurance Company.....	Ownership.....	100.000	MetLife, Inc.....	..N.....	
0241	MetLife.....	00000..	36-4197196..				MetLife Properties Ventures, LLC.....	DE.....	NIA.....	Metropolitan Life Insurance Company.....	Ownership.....	100.000	MetLife, Inc.....	..N.....	
0241	MetLife.....	00000..	22-2375428..				Transmountain Land & Livestock Company.....	MT.....	NIA.....	Metropolitan Life Insurance Company.....	Ownership.....	100.000	MetLife, Inc.....	..Y.....	
0241	MetLife.....	00000..	34-1650967..				Hyatt Legal Plans, Inc.....	DE.....	NIA.....	Metropolitan Life Insurance Company.....	Ownership.....	100.000	MetLife, Inc.....	..Y.....	
0241	MetLife.....	00000..	34-1631590..				Hyatt Legal Plans of Florida, Inc.....	FL.....	NIA.....	Hyatt Legal Plans, Inc.....	Ownership.....	100.000	MetLife, Inc.....	..N.....	
0241	MetLife.....	00000..	27-0226554..				MLIC Asset Holdings II LLC.....	DE.....	NIA.....	Metropolitan Life Insurance Company.....	Ownership.....	100.000	MetLife, Inc.....	..N.....	
0241	MetLife.....	00000..	30-0756430..				Ei Conquistador MAH II LLC.....	DE.....	NIA.....	MLIC Asset Holdings II LLC.....	Ownership.....	100.000	MetLife, Inc.....	..N.....	
0241	MetLife.....	00000..					MetLife RC SF Member, LLC.....	DE.....	NIA.....	Metropolitan Life Insurance Company.....	Ownership.....	100.000	MetLife, Inc.....	..N.....	
0241	MetLife.....	00000..	20-8349277..				Sandpiper Cove Associates, LLC.....	DE.....	NIA.....	Metropolitan Life Insurance Company.....	Ownership.....	90.590	MetLife, Inc.....	..N.....	
0241	MetLife.....	00000..	20-8349277..				Sandpiper Cove Associates, LLC.....	DE.....	NIA.....	Metropolitan Tower Realty Company, Inc.....	Ownership.....	9.410	MetLife, Inc.....	..N.....	
0241	MetLife.....	00000..	13-4047186..				MetLife Tower Resources Group, Inc.....	DE.....	NIA.....	Metropolitan Life Insurance Company.....	Ownership.....	100.000	MetLife, Inc.....	..Y.....	
0241	MetLife.....	00000..					Housing Fund Manager, LLC.....	DE.....	NIA.....	Metropolitan Life Insurance Company.....	Ownership.....	100.000	MetLife, Inc.....	..N.....	
0241	MetLife.....	00000..	26-0405155..				MTC Fund I, LLC.....	DE.....	NIA.....	Housing Fund Manager, LLC.....	Management.....		MetLife, Inc.....	..N.....	
0241	MetLife.....	00000..					MTC Fund II, LLC.....	DE.....	NIA.....	Housing Fund Manager, LLC.....	Management.....		MetLife, Inc.....	..N.....	
0241	MetLife.....	00000..	14-2013939..				MTC Fund III, LLC.....	DE.....	NIA.....	Housing Fund Manager, LLC.....	Management.....		MetLife, Inc.....	..N.....	
0241	MetLife.....	00000..		4254454			St. James Fleet Investments Two Limited.....	CYM.....	NIA.....	Metropolitan Life Insurance Company.....	Ownership.....	100.000	MetLife, Inc.....	..Y.....	
0241	MetLife.....	00000..		4254472			Park Twenty Three Investments Company.....	GBR.....	NIA.....	St. James Fleet Investments Two Limited.....	Ownership.....	100.000	MetLife, Inc.....	..N.....	
0241	MetLife.....	00000..		4254481			Convent Station Euro Investments Four Company.....	GBR.....	NIA.....	Park Twenty Three Investments Company.....	Ownership.....	100.000	MetLife, Inc.....	..N.....	
0241	MetLife.....	00000..	98-0391368..	4254520			OMI MLIC Investments Limited.....	CYM.....	NIA.....	St. James Fleet Investments Two Limited.....	Ownership.....	100.000	MetLife, Inc.....	..N.....	
0241	MetLife.....	00000..	46-3608641..				ML Swan Mezz, LLC.....	DE.....	NIA.....	Metropolitan Life Insurance Company.....	Ownership.....	100.000	MetLife, Inc.....	..N.....	
0241	MetLife.....	00000..	46-3589015..				ML Swan GP, LLC.....	DE.....	NIA.....	ML Swan Mezz, LLC.....	Ownership.....	100.000	MetLife, Inc.....	..N.....	
0241	MetLife.....	00000..	46-3616798..				ML Dolphin Mezz, LLC.....	DE.....	NIA.....	Metropolitan Life Insurance Company.....	Ownership.....	100.000	MetLife, Inc.....	..N.....	
0241	MetLife.....	00000..	82-4889675..				ML Southlands Member, LLC.....	DE.....	NIA.....	Metropolitan Life Insurance Company.....	Ownership.....	60.000	MetLife, Inc.....	..N.....	
0241	MetLife.....	00000..	82-4889675..				ML Southlands Member, LLC.....	DE.....	NIA.....	Metropolitan Life Insurance Company.....	Ownership.....	60.000	MetLife, Inc.....	..N.....	
0241	MetLife.....	00000..	83-2970698..				ML Port Chester SC Member, LLC.....	DE.....	NIA.....	Metropolitan Tower Life Insurance Company... ..	Ownership.....	40.000	MetLife, Inc.....	..N.....	
0241	MetLife.....	00000..	83-2970698..				ML Port Chester SC Member, LLC.....	DE.....	NIA.....	Metropolitan Life Insurance Company.....	Ownership.....	60.000	MetLife, Inc.....	..N.....	
0241	MetLife.....	00000..	83-2970698..				ML Port Chester SC Member, LLC.....	DE.....	NIA.....	Metropolitan Tower Life Insurance Company... ..	Ownership.....	40.000	MetLife, Inc.....	..N.....	

Q12.1

## SCHEDULE Y

## PART 1A - DETAIL OF INSURANCE HOLDING COMPANY SYSTEM

1	2	3	4	5	6	7	8	9	10	11	12	13	14	15	16
Group Code	Group Name	NAIC Company Code	ID Number	Federal RSSD	CIK	Name of Securities Exchange if Publicly Traded (U.S. or International)	Names of Parent, Subsidiaries or Affiliates	Domiciliary Location	Relationship to Reporting Entity	Directly Controlled by (Name of Entity/Person)	Type of Control (Ownership Board, Management, Attorney-in-Fact, Influence, Other)	If Control is Ownership Provide Percentage	Ultimate Controlling Entity(ies)/Person(s)	Is an SCA Filing Required? (Y/N)	*
0241	MetLife.....	00000..	82-4019470..				ML Cerritos TC Member, LLC.....	DE.....	NIA.....	Metropolitan Life Insurance Company.....	Ownership.....	60.000	MetLife, Inc.....	..N.....	
0241	MetLife.....	00000..	82-4019470..				ML Cerritos TC Member, LLC.....	DE.....	NIA.....	Metropolitan Tower Life Insurance Company...	Ownership.....	40.000	MetLife, Inc.....	..N.....	
0241	MetLife.....	00000..					ML Sloan's Lake Member, LLC.....	DE.....	NIA.....	Metropolitan Life Insurance Company.....	Ownership.....	55.000	MetLife, Inc.....	..N.....	
0241	MetLife.....	00000..					ML Sloan's Lake Member, LLC.....	DE.....	NIA.....	Metropolitan Tower Life Insurance Company...	Ownership.....	45.000	MetLife, Inc.....	..N.....	
0241	MetLife.....	00000..					ML Sentinel Square Member, LLC.....	DE.....	NIA.....	Metropolitan Life Insurance Company.....	Ownership.....	100.000	MetLife, Inc.....	..N.....	
0241	MetLife.....	00000..					MetLife Securitization Depositor LLC.....	DE.....	NIA.....	Metropolitan Life Insurance Company.....	Ownership.....	100.000	MetLife, Inc.....	..N.....	
0241	MetLife.....	00000..	46-3593573..				ML Dolphin GP, LLC.....	DE.....	NIA.....	ML Dolphin Mezz, LLC.....	Ownership.....	100.000	MetLife, Inc.....	..N.....	
0241	MetLife.....	00000..					Haskell East Village, LLC.....	DE.....	NIA.....	Metropolitan Life Insurance Company.....	Ownership.....	100.000	MetLife, Inc.....	..N.....	
0241	MetLife.....	00000..	46-3426206..				MetLife Cabo Hilton Member, LLC.....	DE.....	NIA.....	Metropolitan Life Insurance Company.....	Ownership.....	83.100	MetLife, Inc.....	..N.....	
0241	MetLife.....	00000..	46-3426206..				MetLife Cabo Hilton Member, LLC.....	DE.....	NIA.....	Metropolitan Tower Life Insurance Company...	Ownership.....	16.900	MetLife, Inc.....	..N.....	
0241	MetLife.....	00000..	46-0803970..				MetLife CC Member, LLC.....	DE.....	NIA.....	Metropolitan Life Insurance Company.....	Ownership.....	95.122	MetLife, Inc.....	..N.....	
0241	MetLife.....	00000..	46-0803970..				MetLife CC Member, LLC.....	DE.....	NIA.....	Metropolitan Tower Life Insurance Company...	Ownership.....	4.878	MetLife, Inc.....	..N.....	
0241	MetLife.....	00000..	13-5581829..				MetLife SP Holdings, LLC.....	DE.....	NIA.....	Metropolitan Life Insurance Company.....	Ownership.....	100.000	MetLife, Inc.....	..N.....	
0241	MetLife.....	00000..	80-0821598..				Oconee Hotel Company, LLC.....	DE.....	NIA.....	Metropolitan Life Insurance Company.....	Ownership.....	100.000	MetLife, Inc.....	..N.....	
0241	MetLife.....	00000..	80-0823015..				Oconee Land Company, LLC.....	DE.....	NIA.....	Metropolitan Life Insurance Company.....	Ownership.....	100.000	MetLife, Inc.....	..N.....	
0241	MetLife.....	00000..	80-0823413..				Oconee Land Development Company, LLC.....	DE.....	NIA.....	Oconee Land Company, LLC.....	Ownership.....	100.000	MetLife, Inc.....	..N.....	
0241	MetLife.....	00000..	90-0853553..				Oconee Golf Company, LLC.....	DE.....	NIA.....	Oconee Land Company, LLC.....	Ownership.....	100.000	MetLife, Inc.....	..N.....	
0241	MetLife.....	00000..	37-1694299..				Oconee Marina Company, LLC.....	DE.....	NIA.....	Oconee Land Company, LLC.....	Ownership.....	100.000	MetLife, Inc.....	..N.....	
0241	MetLife.....	00000..					1201 TAB Manager, LLC.....	DE.....	NIA.....	Metropolitan Life Insurance Company.....	Ownership.....	100.000	MetLife, Inc.....	..N.....	
0241	MetLife.....	00000..	46-2460801..				MetLife 1201 TAB Member, LLC.....	DE.....	NIA.....	Metropolitan Life Insurance Company.....	Ownership.....	96.900	MetLife, Inc.....	..N.....	
0241	MetLife.....	00000..	46-2460801..				MetLife 1201 TAB Member, LLC.....	DE.....	DS.....	Metropolitan Property and Casualty Insurance Company.....	Ownership.....	3.100	MetLife, Inc.....	..N.....	
0241	MetLife.....	00000..	46-2477278..				MetLife LHH Member, LLC.....	DE.....	NIA.....	Metropolitan Life Insurance Company.....	Ownership.....	99.000	MetLife, Inc.....	..N.....	
0241	MetLife.....	00000..	46-2477278..				MetLife LHH Member, LLC.....	DE.....	NIA.....	Metropolitan Tower Life Insurance Company...	Ownership.....	1.000	MetLife, Inc.....	..N.....	
0241	MetLife.....	00000..					1925 WJC Owner, LLC.....	DE.....	NIA.....	Metropolitan Life Insurance Company.....	Ownership.....	100.000	MetLife, Inc.....	..N.....	
0241	MetLife.....	00000..	26-1762232..				Boulevard Residential, LLC.....	DE.....	NIA.....	Metropolitan Life Insurance Company.....	Ownership.....	100.000	MetLife, Inc.....	..N.....	
0241	MetLife.....	00000..					MetLife Ontario Street Member, LLC.....	DE.....	NIA.....	Metropolitan Life Insurance Company.....	Ownership.....	100.000	MetLife, Inc.....	..N.....	
0241	MetLife.....	00000..	46-4158087..				MetLife 555 12th Member, LLC.....	DE.....	NIA.....	Metropolitan Life Insurance Company.....	Ownership.....	94.600	MetLife, Inc.....	..N.....	
0241	MetLife.....	00000..	46-4158087..				MetLife 555 12th Member, LLC.....	DE.....	NIA.....	Metropolitan Tower Life Insurance Company...	Ownership.....	5.400	MetLife, Inc.....	..N.....	
0241	MetLife.....	00000..	82-3135079..				150 North Riverside PE Member, LLC.....	DE.....	NIA.....	Metropolitan Life Insurance Company.....	Ownership.....	81.450	MetLife, Inc.....	..N.....	
0241	MetLife.....	00000..	82-3135079..				150 North Riverside PE Member, LLC.....	DE.....	NIA.....	Metropolitan Tower Life Insurance Company...	Ownership.....	18.550	MetLife, Inc.....	..N.....	
0241	MetLife.....	00000..	47-2085444..				ML-AI MetLife Member 2, LLC.....	DE.....	NIA.....	Metropolitan Life Insurance Company.....	Ownership.....	98.970	MetLife, Inc.....	..N.....	
0241	MetLife.....	00000..	47-2085444..				ML-AI MetLife Member 2, LLC.....	DE.....	NIA.....	Metropolitan Tower Life Insurance Company...	Ownership.....	1.030	MetLife, Inc.....	..N.....	
0241	MetLife.....	00000..					ML-AI MetLife Member 3, LLC.....	DE.....	NIA.....	Metropolitan Life Insurance Company.....	Ownership.....	100.000	MetLife, Inc.....	..N.....	
0241	MetLife.....	00000..					ML-AI MetLife Member 4, LLC.....	DE.....	NIA.....	Metropolitan Life Insurance Company.....	Ownership.....	60.000	MetLife, Inc.....	..N.....	
0241	MetLife.....	00000..					ML-AI MetLife Member 4, LLC.....	DE.....	NIA.....	Metropolitan Tower Life Insurance Company...	Ownership.....	40.000	MetLife, Inc.....	..N.....	
0241	MetLife.....	00000..					White Tract II, LLC.....	DE.....	NIA.....	Metropolitan Life Insurance Company.....	Ownership.....	100.000	MetLife, Inc.....	..N.....	
0241	MetLife.....	00000..	81-3382498..				MetLife ConSquare Member, LLC.....	DE.....	NIA.....	Metropolitan Life Insurance Company.....	Ownership.....	100.000	MetLife, Inc.....	..N.....	
0241	MetLife.....	00000..	13-5581829..				MetLife Member Solaire, LLC.....	DE.....	NIA.....	Metropolitan Life Insurance Company.....	Ownership.....	100.000	MetLife, Inc.....	..N.....	
0241	MetLife.....	00000..	81-0770888..				MetLife Treat Towers Member, LLC.....	DE.....	NIA.....	Metropolitan Life Insurance Company.....	Ownership.....	100.000	MetLife, Inc.....	..N.....	
0241	MetLife.....	00000..	46-4133357..				ML Bridgeside Apartments, LLC.....	DE.....	NIA.....	Metropolitan Life Insurance Company.....	Ownership.....	100.000	MetLife, Inc.....	..N.....	
0241	MetLife.....	00000..	46-4283517..				MetLife Camino Ramon Member, LLC.....	DE.....	NIA.....	Metropolitan Tower Life Insurance Company...	Ownership.....	1.000	MetLife, Inc.....	..N.....	
0241	MetLife.....	00000..	46-4283517..				MetLife Camino Ramon Member, LLC.....	DE.....	NIA.....	Metropolitan Life Insurance Company.....	Ownership.....	99.000	MetLife, Inc.....	..N.....	
0241	MetLife.....	00000..	46-4255167..				ML Terraces, LLC.....	DE.....	NIA.....	Metropolitan Life Insurance Company.....	Ownership.....	100.000	MetLife, Inc.....	..N.....	
0241	MetLife.....	00000..					MetLife CB W/A, LLC.....	DE.....	NIA.....	Metropolitan Life Insurance Company.....	Ownership.....	100.000	MetLife, Inc.....	..N.....	

Q12.2

**SCHEDULE Y**

**PART 1A - DETAIL OF INSURANCE HOLDING COMPANY SYSTEM**

1	2	3	4	5	6	7	8	9	10	11	12	13	14	15	16
Group Code	Group Name	NAIC Company Code	ID Number	Federal RSSD	CIK	Name of Securities Exchange if Publicly Traded (U.S. or International)	Names of Parent, Subsidiaries or Affiliates	Domiciliary Location	Relationship to Reporting Entity	Directly Controlled by (Name of Entity/Person)	Type of Control (Ownership Board, Management, Attorney-in-Fact, Influence, Other)	If Control is Ownership Provide Percentage	Ultimate Controlling Entity(ies)/Person(s)	Is an SCA Filing Required? (Y/N)	*
0241	MetLife	00000					MetLife 1007 Stewart, LLC	DE	NIA	Metropolitan Life Insurance Company	Ownership	100.000	MetLife, Inc.	N	
0241	MetLife	00000					Chestnut Flats Wind, LLC	DE	NIA	Metropolitan Life Insurance Company	Ownership	100.000	MetLife, Inc.	N	
0241	MetLife	00000	46-4129811				MetLife 425 MKT Member, LLC	DE	NIA	Metropolitan Life Insurance Company	Ownership	100.000	MetLife, Inc.	N	
0241	MetLife	00000	13-5581829				Southcreek Industrial Holdings, LLC	DE	NIA	Metropolitan Life Insurance Company	Ownership	100.000	MetLife, Inc.	N	
0241	MetLife	00000	46-4229772				MetLife THR Investor, LLC	DE	NIA	Metropolitan Life Insurance Company	Ownership	100.000	MetLife, Inc.	N	
0241	MetLife	00000	13-5581829				MCJV, LLC	DE	NIA	Metropolitan Life Insurance Company	Ownership	100.000	MetLife, Inc.	N	
0241	MetLife	00000					MetLife OFC Member, LLC	DE	NIA	Metropolitan Life Insurance Company	Ownership	100.000	MetLife, Inc.	N	
0241	MetLife	00000	47-1256270				MetLife OBS Member, LLC	DE	NIA	Metropolitan Life Insurance Company	Ownership	100.000	MetLife, Inc.	N	
0241	MetLife	00000					MetLife FM Hotel Member, LLC	DE	NIA	Metropolitan Life Insurance Company	Ownership	100.000	MetLife, Inc.	N	
0241	MetLife	00000					LHCW Holdings (U.S.) LLC	DE	NIA	MetLife FM Hotel Member, LLC	Ownership	100.000	MetLife, Inc.	N	
0241	MetLife	00000					LHC Holdings (U.S.) LLC	DE	NIA	LHCW Holdings (U.S.) LLC	Ownership	100.000	MetLife, Inc.	N	
0241	MetLife	00000					LHCW Hotel Holding (U.S.) LLC	DE	NIA	LHC Holdings (U.S.) LLC	Ownership	100.000	MetLife, Inc.	N	
0241	MetLife	00000					LHCW Hotel Holding (2002) LLC	DE	NIA	LHCW Hotel Holding (U.S.) LLC	Ownership	100.000	MetLife, Inc.	N	
0241	MetLife	00000					LHCW Hotel Operating Company (2002) LLC	DE	NIA	LHCW Hotel Holding (U.S.) LLC	Ownership	100.000	MetLife, Inc.	N	
0241	MetLife	00000	46-4584166				ML Southmore, LLC	DE	NIA	Metropolitan Life Insurance Company	Ownership	99.000	MetLife, Inc.	N	
0241	MetLife	00000	46-4584166				ML Southmore, LLC	DE	NIA	Metropolitan Tower Life Insurance Company	Ownership	1.000	MetLife, Inc.	N	
0241	MetLife	00000					MetLife HCMJV 1 GP, LLC	DE	NIA	Metropolitan Life Insurance Company	Ownership	100.000	MetLife, Inc.	N	
0241	MetLife	00000	46-4196012				ML-AI MetLife Member 1, LLC	DE	NIA	Metropolitan Life Insurance Company	Ownership	95.199	MetLife, Inc.	N	
0241	MetLife	00000	46-4196012				ML-AI MetLife Member 1, LLC	DE	DS	Metropolitan Property and Casualty Insurance Company	Ownership	4.801	MetLife, Inc.	N	
0241	MetLife	00000	13-3759652	3166279			MetLife International Holdings, LLC	DE	NIA	MetLife Global Holding Company II GmbH (Swiss)	Ownership	100.000	MetLife, Inc.	N	
0241	MetLife	00000	13-3953333	3166372			Natiloportem Holdings, LLC	DE	NIA	MetLife International Holdings, LLC	Ownership	100.000	MetLife, Inc.	N	
0241	MetLife	00000		3166402			Excelencia Operativa y Tecnologica, S.A. de C.V. (Mexico)	MEX	NIA	Natiloportem Holdings, LLC	Ownership	99.000	MetLife, Inc.	N	
0241	MetLife	00000		3166402			Excelencia Operativa y Tecnologica, S.A. de C.V. (Mexico)	MEX	NIA	MetLife Mexico Servicios, S.A. de C.V.	Ownership	1.000	MetLife, Inc.	N	
0241	MetLife	00000		3373705			MLA Comercial, S.A. de C.V. (Mexico)	MEX	NIA	Excelencia Operativa y Tecnologica, S.A. de C.V.	Ownership	99.000	MetLife, Inc.	N	
0241	MetLife	00000		3373705			MLA Comercial, S.A. de C.V. (Mexico)	MEX	NIA	MetLife Mexico Servicios, S.A. de C.V.	Ownership	1.000	MetLife, Inc.	N	
0241	MetLife	00000		3373714			MLA Servicios S.A. de C.V. (Mexico)	MEX	NIA	Excelencia Operativa y Tecnologica, S.A. de C.V.	Ownership	99.000	MetLife, Inc.	N	
0241	MetLife	00000		3373714			MLA Servicios S.A. de C.V. (Mexico)	MEX	NIA	MetLife Mexico Servicios, S.A. de C.V.	Ownership	1.000	MetLife, Inc.	N	
0241	MetLife	00000		4240907			MM Global Operations Support Center, S.A. de C.V.	MEX	NIA	MetLife Global Holding Company II GmbH (Swiss)	Ownership	100.000	MetLife, Inc.	N	
0241	MetLife	00000		4240907			MM Global Operations Support Center, S.A. de C.V.	MEX	NIA	MetLife Global Holding Company I GmbH (Swiss)	Ownership		MetLife, Inc.	N	
0241	MetLife	00000		4254995			Fundacion MetLife Mexico, A.C.	MEX	NIA	MM Global Operations Support Center, S.A. de C.V., S.A. de C.V.	Ownership	100.000	MetLife, Inc.	N	
0241	MetLife	00000		3166318			Metropolitan Life Seguros e Previdencia Privada S.A. (Brazil)	BRA	IA	MetLife International Holdings, LLC	Ownership	66.662	MetLife, Inc.	N	
0241	MetLife	00000		3166318			Metropolitan Life Seguros e Previdencia Privada S.A. (Brazil)	BRA	IA	MetLife Worldwide Holdings, LLC	Ownership	33.337	MetLife, Inc.	N	
0241	MetLife	00000		3166318			Metropolitan Life Seguros e Previdencia Privada S.A. (Brazil)	BRA	IA	Natiloportem Holdings, LLC	Ownership	0.001	MetLife, Inc.	N	

Q12.3

**SCHEDULE Y****PART 1A - DETAIL OF INSURANCE HOLDING COMPANY SYSTEM**

1	2	3	4	5	6	7	8	9	10	11	12	13	14	15	16
Group Code	Group Name	NAIC Company Code	ID Number	Federal RSSD	CIK	Name of Securities Exchange if Publicly Traded (U.S. or International)	Names of Parent, Subsidiaries or Affiliates	Domiciliary Location	Relationship to Reporting Entity	Directly Controlled by (Name of Entity/Person)	Type of Control (Ownership Board, Management, Attorney-in-Fact, Influence, Other)	If Control is Ownership Provide Percentage	Ultimate Controlling Entity(ies)/Person(s)	Is an SCA Filing Required? (Y/N)	*
0241	MetLife.....	00000...		4191616			MetLife Ireland Holdings One Limited.....	IRL.....	NIA.....	MetLife International Holdings, LLC.....	Ownership.....	100.000	MetLife, Inc.....	N.....	
0241	MetLife.....	00000...		4189846			MetLife Global Holdings Corporation S.A. de C.V. (Mexico)	MEX.....	NIA.....	MetLife Ireland Holdings One Limited.....	Ownership.....	98.900	MetLife, Inc.....	N.....	
0241	MetLife.....	00000...		4189846			MetLife Global Holdings Corporation S.A. de C.V. (Mexico)	MEX.....	NIA.....	MetLife International Limited, LLC.....	Ownership.....	1.100	MetLife, Inc.....	N.....	
0241	MetLife.....	00000...	13-3047691..				Metropolitan Global Management, LLC.....	IRL.....	NIA.....	MetLife Global Holdings Corporation S.A. de C.V.	Ownership.....	99.700	MetLife, Inc.....	N.....	
0241	MetLife.....	00000...	13-3047691..				Metropolitan Global Management, LLC.....	IRL.....	NIA.....	MetLife International Holdings, LLC.....	Ownership.....	0.300	MetLife, Inc.....	N.....	
0241	MetLife.....	00000...	AA-2730030.	3165740			MetLife Mexico Holding S. de R.L. de C.V.....	MEX.....	IA.....	Metropolitan Global Management, LLC.....	Ownership.....	100.000	MetLife, Inc.....	N.....	
0241	MetLife.....	00000...	AA-2730030.	3165740			MetLife Mexico Holding S. de R.L. de C.V.....	MEX.....	IA.....	Excelencia Operativa y Tecnologica, S.A. de C.V.	Ownership.....		MetLife, Inc.....	N.....	
0241	MetLife.....	00000...	AA-2730030.	3165740			MetLife Mexico S.A.....	MEX.....	IA.....	MetLife Mexico Holdings, S. de R.L. de C.V.....	Ownership.....	99.050	MetLife, Inc.....	N.....	
0241	MetLife.....	00000...	AA-2730030.	3165740			MetLife Mexico S.A.....	MEX.....	IA.....	MetLife International Holdings, LLC.....	Ownership.....	0.950	MetLife, Inc.....	N.....	
0241	MetLife.....	00000...		4241061			ML Capacitacion Comercial S.A. de C.V. (Mexico)	MEX.....	NIA.....	MetLife Mexico S.A.....	Ownership.....	99.000	MetLife, Inc.....	N.....	
0241	MetLife.....	00000...		4241061			ML Capacitacion Comercial S.A. de C.V. (Mexico)	MEX.....	NIA.....	MetLife Mexico Servicios, S.A. de C.V.....	Ownership.....	1.000	MetLife, Inc.....	N.....	
0241	MetLife.....	00000...		3165795			MetLife Pensiones Mexico S.A.....	MEX.....	IA.....	MetLife Mexico Holdings, S. de R.L. de C.V.....	Ownership.....	97.513	MetLife, Inc.....	N.....	
0241	MetLife.....	00000...		3165795			MetLife Pensiones Mexico S.A.....	MEX.....	IA.....	MetLife International Holdings, LLC.....	Ownership.....	2.488	MetLife, Inc.....	N.....	
0241	MetLife.....	00000...		3267390			MetLife Mexico Servicios S.A. de C.V.....	MEX.....	NIA.....	MetLife Mexico Holdings, S. de R.L. de C.V.....	Ownership.....	98.000	MetLife, Inc.....	N.....	
0241	MetLife.....	00000...		3267390			MetLife Mexico Servicios S.A. de C.V.....	MEX.....	NIA.....	MetLife International Holdings, LLC.....	Ownership.....	2.000	MetLife, Inc.....	N.....	
0241	MetLife.....	00000...	AA-5420018.	3166288			MetLife Insurance Company of Korea, Limited..	KOR.....	IA.....	MetLife Mexico S.A.....	Ownership.....	14.640	MetLife, Inc.....	N.....	
0241	MetLife.....	00000...	AA-5420018.	3166288			MetLife Insurance Company of Korea, Limited..	KOR.....	IA.....	Metropolitan Global Management, LLC.....	Ownership.....	85.360	MetLife, Inc.....	N.....	
0241	MetLife.....	00000...					MetLife Financial Services, Co., Ltd. (South Korea)	KOR.....	NIA.....	MetLife Insurance Company of Korea, Limited	Ownership.....	100.000	MetLife, Inc.....	N.....	
0241	MetLife.....	00000...		4200880			MetLife Ireland Treasury d.a.c.....	IRL.....	NIA.....	MetLife Global Holdings Corporation S.A. de C.V.	Ownership.....	100.000	MetLife, Inc.....	N.....	
0241	MetLife.....	00000...	AA-1930041.	1173714			MetLife Insurance Limited (Australia).....	AUS.....	IA.....	MetLife Ireland Treasury d.a.c.....	Ownership.....	91.165	MetLife, Inc.....	N.....	
0241	MetLife.....	00000...	AA-1930041.	1173714			MetLife Insurance Limited (Australia).....	AUS.....	IA.....	MetLife Global Holdings Corporation S.A. de C.V.	Ownership.....	8.835	MetLife, Inc.....	N.....	
0241	MetLife.....	00000...					The Direct Call Center PTY Limited (Australia)..	AUS.....	NIA.....	MetLife Insurance Limited (Australia).....	Ownership.....	100.000	MetLife, Inc.....	N.....	
0241	MetLife.....	00000...		4239358			MetLife Investments PTY Limited (Australia)....	AUS.....	NIA.....	MetLife Insurance Limited (Australia).....	Ownership.....	100.000	MetLife, Inc.....	N.....	
0241	MetLife.....	00000...		4239367			MetLife Insurance and Investment Trust (Australia)	AUS.....	NIA.....	MetLife Investments PTY Limited.....	Ownership.....	100.000	MetLife, Inc.....	N.....	
0241	MetLife.....	00000...		1173732			MetLife General Insurance Limited (Australia)..	AUS.....	IA.....	MetLife Ireland Treasury d.a.c.....	Ownership.....	100.000	MetLife, Inc.....	N.....	
0241	MetLife.....	00000...					MetLife International Limited, LLC (DE).....	DE.....	NIA.....	MetLife International Holdings, LLC.....	Ownership.....	100.000	MetLife, Inc.....	N.....	
0241	MetLife.....	00000...					AmMetLife Insurance Berhad.....	MYS.....	IA.....	MetLife International Holdings, LLC.....	Ownership.....	50.000	MetLife, Inc.....	N.....	
0241	MetLife.....	00000...					MAXIS GBN S.A.S.....	FRA.....	NIA.....	MetLife International Holdings, LLC.....	Ownership.....	50.000	MetLife, Inc.....	N.....	
0241	MetLife.....	00000...	AA-5480033.				AmMetLife Takaful Berhad.....	MYS.....	IA.....	MetLife International Holdings, LLC.....	Ownership.....	50.000	MetLife, Inc.....	N.....	
0241	MetLife.....	00000...					MetLife Asia Limited (Hong Kong).....	HKG.....	NIA.....	MetLife International Holdings, LLC.....	Ownership.....	100.000	MetLife, Inc.....	N.....	
0241	MetLife.....	00000...		3166309			Metropolitan Life Insurance Company of Hong Kong Limited	HKG.....	IA.....	MetLife International Holdings, LLC.....	Ownership.....	99.999	MetLife, Inc.....	N.....	
0241	MetLife.....	00000...		3166309			Metropolitan Life Insurance Company of Hong Kong Limited	HKG.....	IA.....	Natiloportem Holdings, LLC.....	Ownership.....	0.001	MetLife, Inc.....	N.....	
0241	MetLife.....	00000...		4195913			MetLife Planos Odontologicos Ltda. (Brazil)....	BRA.....	IA.....	MetLife International Holdings, LLC.....	Ownership.....	99.999	MetLife, Inc.....	N.....	

Q12.4



## SCHEDULE Y

## PART 1A - DETAIL OF INSURANCE HOLDING COMPANY SYSTEM

1	2	3	4	5	6	7	8	9	10	11	12	13	14	15	16
Group Code	Group Name	NAIC Company Code	ID Number	Federal RSSD	CIK	Name of Securities Exchange if Publicly Traded (U.S. or International)	Names of Parent, Subsidiaries or Affiliates	Domiciliary Location	Relationship to Reporting Entity	Directly Controlled by (Name of Entity/Person)	Type of Control (Ownership Board, Management, Attorney-in-Fact, Influence, Other)	If Control is Ownership Provide Percentage	Ultimate Controlling Entity(ies)/Person(s)	Is an SCA Filing Required? (Y/N)	*
0241	MetLife.....	00000..		..4195913			MetLife Planos Odontologicos Ltda. (Brazil).....	BRA.....	IA.....	Natiloportem Holdings, LLC.....	Ownership.....	.....0.001	MetLife, Inc.....	.....N.....	
0241	MetLife.....	00000..	20-5894439..	..3373639			MetLife Global, Inc.....	DE.....	NIA.....	MetLife, Inc.....	Ownership.....	.....100.000	MetLife, Inc.....	.....N.....	
0241	MetLife.....	00000..		..4189837			Inversiones MetLife Holdco Dos Limitada (Chile).....	CHL.....	NIA.....	MetLife International Holdings, LLC.....	Ownership.....	.....0.001	MetLife, Inc.....	.....N.....	
0241	MetLife.....	00000..		..4189837			Inversiones MetLife Holdco Dos Limitada (Chile).....	CHL.....	NIA.....	Natiloportem Holdings, LLC.....	Ownership.....		MetLife, Inc.....	.....N.....	
0241	MetLife.....	00000..		..4189837			Inversiones MetLife Holdco Dos Limitada (Chile).....	CHL.....	NIA.....	MetLife, Inc.....	Ownership.....	.....99.999	MetLife, Inc.....	.....N.....	
0241	MetLife.....	00000..	AA-2130012..	..1641857			MetLife Seguros S.A. (Argentina).....	ARG.....	IA.....	MetLife International Holdings, LLC.....	Ownership.....	.....95.524	MetLife, Inc.....	.....N.....	
0241	MetLife.....	00000..	AA-2130012..	..1641857			MetLife Seguros S.A. (Argentina).....	ARG.....	IA.....	Natiloportem Holdings, LLC.....	Ownership.....	.....2.675	MetLife, Inc.....	.....N.....	
0241	MetLife.....	00000..	AA-2130012..	..4251145			MetLife Seguros S.A. (Argentina).....	ARG.....	IA.....	International Technical and Advisory Services Limited (DE).....	Ownership.....	.....1.801	MetLife, Inc.....	.....N.....	
0241	MetLife.....	00000..		..2327738			Compania Inversora MetLife S.A. (Argentina).....	ARG.....	NIA.....	MetLife International Holdings, LLC.....	Ownership.....	.....95.460	MetLife, Inc.....	.....N.....	
0241	MetLife.....	00000..		..2327738			Compania Inversora MetLife S.A. (Argentina).....	ARG.....	NIA.....	Natiloportem Holdings, LLC.....	Ownership.....	.....4.540	MetLife, Inc.....	.....N.....	
0241	MetLife.....	00000..		..4247296			MetLife Servicios S.A. (Argentina).....	ARG.....	NIA.....	Compania Inversora MetLife S.A.....	Ownership.....	.....18.870	MetLife, Inc.....	.....N.....	
0241	MetLife.....	00000..		..4247296			MetLife Servicios S.A. (Argentina).....	ARG.....	NIA.....	MetLife Seguros S.A.....	Ownership.....	.....79.880	MetLife, Inc.....	.....N.....	
0241	MetLife.....	00000..		..4247296			MetLife Servicios S.A. (Argentina).....	ARG.....	NIA.....	Natiloportem Holdings, LLC.....	Ownership.....	.....0.990	MetLife, Inc.....	.....N.....	
0241	MetLife.....	00000..		..4247296			MetLife Servicios S.A. (Argentina).....	ARG.....	NIA.....	MetLife Seguros de Retiro S.A.....	Ownership.....	.....0.260	MetLife, Inc.....	.....N.....	
0241	MetLife.....	00000..	06-1597037..	..2985727			MetLife Worldwide Holdings, LLC.....	DE.....	NIA.....	MetLife International Holdings, LLC.....	Ownership.....	.....100.000	MetLife, Inc.....	.....N.....	
0241	MetLife.....	00000..	AA-5324104..	..3144558			MetLife Limited (Hong Kong).....	HKG.....	IA.....	MetLife Worldwide Holdings, LLC.....	Ownership.....	.....100.000	MetLife, Inc.....	.....N.....	
0241	MetLife.....	00000..					BIDV MetLife Life Insurance Limited Liability Company.....	VNM.....	IA.....	MetLife Limited (Hong Kong).....	Ownership.....	.....60.000	MetLife, Inc.....	.....N.....	
0241	MetLife.....	00000..		..2704610			Best Market S.A. (Argentina).....	ARG.....	NIA.....	MetLife International Holdings, LLC.....	Ownership.....	.....95.000	MetLife, Inc.....	.....N.....	
0241	MetLife.....	00000..		..2704610			Best Market S.A. (Argentina).....	ARG.....	NIA.....	Natiloportem Holdings, LLC.....	Ownership.....	.....5.000	MetLife, Inc.....	.....N.....	
0241	MetLife.....	00000..	AA-5344102..	..3166411			PNB MetLife India Insurance Company Limited.....	IND.....	IA.....	MetLife International Holdings, LLC.....	Ownership.....	.....32.053	MetLife, Inc.....	.....N.....	
0241	MetLife.....	00000..	AA-2130046..	..1388303			MetLife Seguros de Retiro S.A. (Argentina).....	ARG.....	IA.....	MetLife International Holdings, LLC.....	Ownership.....	.....96.890	MetLife, Inc.....	.....N.....	
0241	MetLife.....	00000..	AA-2130046..	..1388303			MetLife Seguros de Retiro S.A. (Argentina).....	ARG.....	IA.....	Natiloportem Holdings, LLC.....	Ownership.....	.....3.110	MetLife, Inc.....	.....N.....	
0241	MetLife.....	00000..	AA-2130046..	..4321758			MetLife Seguros de Retiro S.A. (Argentina).....	ARG.....	IA.....	International Technical and Advisory Services Limited (DE).....	Ownership.....		MetLife, Inc.....	.....N.....	
0241	MetLife.....	00000..		..3373648			MetLife Administradora de Fondos Multipatrocinaados Ltda. (Brazil).....	BRA.....	NIA.....	MetLife International Holdings, LLC.....	Ownership.....	.....100.000	MetLife, Inc.....	.....N.....	
0241	MetLife.....	00000..		..3373648			MetLife Administradora de Fondos Multipatrocinaados Ltda. (Brazil).....	BRA.....	NIA.....	Natiloportem Holdings, LLC.....	Ownership.....		MetLife, Inc.....	.....N.....	
0241	MetLife.....	26298..	13-2725441..	..3219728			Metropolitan Property and Casualty Insurance Company.....	RI.....	RE.....	MetLife, Inc.....	Ownership.....	.....100.000	MetLife, Inc.....	.....N.....	
0241	MetLife.....	39950..	22-2342710..				Metropolitan General Insurance Company.....	RI.....	DS.....	Metropolitan Property and Casualty Insurance Company.....	Ownership.....	.....100.000	MetLife, Inc.....	.....N.....	
0241	MetLife.....	40169..	05-0393243..				Metropolitan Casualty Insurance Company.....	RI.....	DS.....	Metropolitan Property and Casualty Insurance Company.....	Ownership.....	.....100.000	MetLife, Inc.....	.....N.....	
0241	MetLife.....	25321..	23-1903575..				Metropolitan Direct Property and Casualty Insurance Company.....	RI.....	DS.....	Metropolitan Property and Casualty Insurance Company.....	Ownership.....	.....100.000	MetLife, Inc.....	.....N.....	
0241	MetLife.....	22926..	36-1022580..				Economy Fire & Casualty Company.....	IL.....	DS.....	Metropolitan Property and Casualty Insurance Company.....	Ownership.....	.....100.000	MetLife, Inc.....	.....N.....	
0241	MetLife.....	38067..	36-3027848..				Economy Preferred Insurance Company.....	IL.....	DS.....	Economy Fire & Casualty Company.....	Ownership.....	.....100.000	MetLife, Inc.....	.....N.....	
0241	MetLife.....	40649..	36-3105737..				Economy Premier Assurance Company.....	IL.....	DS.....	Economy Fire & Casualty Company.....	Ownership.....	.....100.000	MetLife, Inc.....	.....N.....	
0241	MetLife.....	00000..	95-3003951..				MetLife Auto & Home Insurance Agency, Inc.....	RI.....	DS.....	Metropolitan Property and Casualty Insurance Company.....	Ownership.....	.....100.000	MetLife, Inc.....	.....Y.....	

Q12.5

**SCHEDULE Y**

**PART 1A - DETAIL OF INSURANCE HOLDING COMPANY SYSTEM**

1	2	3	4	5	6	7	8	9	10	11	12	13	14	15	16
Group Code	Group Name	NAIC Company Code	ID Number	Federal RSSD	CIK	Name of Securities Exchange if Publicly Traded (U.S. or International)	Names of Parent, Subsidiaries or Affiliates	Domiciliary Location	Relationship to Reporting Entity	Directly Controlled by (Name of Entity/Person)	Type of Control (Ownership Board, Management, Attorney-in-Fact, Influence, Other)	If Control is Ownership Provide Percentage	Ultimate Controlling Entity(ies)/Person(s)	Is an SCA Filing Required? (Y/N)	*
0241	MetLife.....	34339..	13-2915260..				Metropolitan Group Property and Casualty Insurance Company	RI.....	DS.....	Metropolitan Property and Casualty Insurance Company	Ownership.....	100.000	MetLife, Inc.....	..N.....	
0241	MetLife.....	00000..	05-0476998..				Metropolitan Lloyds, Inc. Metropolitan Lloyds Insurance Company of Texas	TX.....	DS.....	Metropolitan Property and Casualty Insurance Company	Ownership.....	100.000	MetLife, Inc.....	..Y.....	
0241	MetLife.....	13938..	75-2483187..				Metropolitan Lloyds, Inc.	TX.....	DS.....	Metropolitan Lloyds, Inc.	Attorney-in-fact.....		MetLife, Inc.....	..N.....	
0241	MetLife.....	00000..					Sino-US United MetLife Insurance Co. Ltd.	CHN.....	IA.....	Metropolitan Life Insurance Company	Ownership.....	50.000	MetLife, Inc.....	..N.....	
0241	MetLife.....	00000..	13-4153151..				MetLife Canadian Property Ventures LLC	NY.....	NIA.....	Metropolitan Life Insurance Company	Ownership.....	100.000	MetLife, Inc.....	..N.....	
0241	MetLife.....	97136..	13-3114906..	3219773			Metropolitan Tower Life Insurance Company	NE.....	IA.....	MetLife, Inc.	Ownership.....	100.000	MetLife, Inc.....	..N.....	
0241	MetLife.....	00000..	38-4035918..				MetLife Assignment Company, Inc (DE)	DE.....	NIA.....	Metropolitan Tower Life Insurance Company	Ownership.....	100.000	MetLife, Inc.....	..Y.....	
0241	MetLife.....	00000..					EntreCap Real Estate II, LLC	DE.....	NIA.....	Metropolitan Tower Life Insurance Company	Ownership.....	100.000	MetLife, Inc.....	..N.....	
0241	MetLife.....	00000..					PREFCO Dix-Huit LLC	CT.....	NIA.....	EntreCap Real Estate II, LLC	Ownership.....	100.000	MetLife, Inc.....	..N.....	
0241	MetLife.....	00000..					PREFCO X Holdings LLC	CT.....	NIA.....	EntreCap Real Estate II, LLC	Ownership.....	100.000	MetLife, Inc.....	..N.....	
0241	MetLife.....	00000..					PREFCO Ten Limited Partnership	CT.....	NIA.....	EntreCap Real Estate II, LLC	Ownership.....	99.900	MetLife, Inc.....	..N.....	
0241	MetLife.....	00000..					PREFCO Ten Limited Partnership	CT.....	NIA.....	PREFCO X Holdings LLC	Ownership.....	0.100	MetLife, Inc.....	..N.....	
0241	MetLife.....	00000..					PREFCO Vingt LLC	CT.....	NIA.....	EntreCap Real Estate II, LLC	Ownership.....	100.000	MetLife, Inc.....	..N.....	
0241	MetLife.....	00000..					PREFCO Twenty Limited Partnership	CT.....	NIA.....	EntreCap Real Estate II, LLC	Ownership.....	99.000	MetLife, Inc.....	..N.....	
0241	MetLife.....	00000..					PREFCO Twenty Limited Partnership	CT.....	NIA.....	PREFCO Vingt LLC	Ownership.....	1.000	MetLife, Inc.....	..N.....	
0241	MetLife.....	00000..					Plaza Drive Properties, LLC	DE.....	NIA.....	Metropolitan Tower Life Insurance Company	Ownership.....	100.000	MetLife, Inc.....	..N.....	
0241	MetLife.....	00000..					MTL Leasing, LLC	DE.....	NIA.....	Metropolitan Tower Life Insurance Company	Ownership.....	100.000	MetLife, Inc.....	..N.....	
0241	MetLife.....	00000..					PREFCO IX Realty LLC	CT.....	NIA.....	MTL Leasing, LLC	Ownership.....	100.000	MetLife, Inc.....	..N.....	
0241	MetLife.....	00000..					PREFCO XIV Holdings LLC	CT.....	NIA.....	MTL Leasing, LLC	Ownership.....	100.000	MetLife, Inc.....	..N.....	
0241	MetLife.....	00000..					PREFCO Fourteen Limited Partnership	CT.....	NIA.....	MTL Leasing, LLC	Ownership.....	99.900	MetLife, Inc.....	..N.....	
0241	MetLife.....	00000..					PREFCO Fourteen Limited Partnership	CT.....	NIA.....	PREFCO XIV Holdings LLC	Ownership.....	0.100	MetLife, Inc.....	..N.....	
0241	MetLife.....	00000..					1320 Venture LLC	DE.....	NIA.....	MTL Leasing, LLC	Ownership.....	100.000	MetLife, Inc.....	..N.....	
0241	MetLife.....	00000..	13-3114906..				1320 GP LLC	DE.....	NIA.....	MTL Leasing, LLC	Ownership.....	100.000	MetLife, Inc.....	..N.....	
0241	MetLife.....	00000..	38-3846857..				1320 Owner LP	DE.....	NIA.....	1320 Venture LLC	Ownership.....	99.900	MetLife, Inc.....	..N.....	
0241	MetLife.....	00000..	38-3846857..				1320 Owner LP	DE.....	NIA.....	1320 GP LLC	Ownership.....	0.100	MetLife, Inc.....	..N.....	
0241	MetLife.....	00000..		3077272			MetLife Chile Inversiones Limitada	CHL.....	NIA.....	MetLife, Inc.	Ownership.....	72.351	MetLife, Inc.....	..N.....	
0241	MetLife.....	00000..		3077272			MetLife Chile Inversiones Limitada	CHL.....	NIA.....	Inversiones MetLife Holdco Dos Limitada	Ownership.....	2.767	MetLife, Inc.....	..N.....	
0241	MetLife.....	00000..		3077272			MetLife Chile Inversiones Limitada	CHL.....	NIA.....	Natiloportem Holdings, LLC	Ownership.....		MetLife, Inc.....	..N.....	
0241	MetLife.....	00000..		3077272			MetLife Chile Inversiones Limitada	CHL.....	NIA.....	American Life Insurance Company	Ownership.....	24.882	MetLife, Inc.....	..N.....	
0241	MetLife.....	00000..	82-2405817..				MetLife Investment Management Holdings, LLC	DE.....	NIA.....	MetLife, Inc.	Ownership.....	100.000	MetLife, Inc.....	..N.....	
0241	MetLife.....	00000..	20-8262386..				Logan Circle Partners, L.P.	PA.....	NIA.....	MetLife Investment Management Holdings, LLC	Ownership.....	100.000	MetLife, Inc.....	..N.....	
0241	MetLife.....	00000..	20-8262288..				Logan Circle Partners GP, LLC	PA.....	NIA.....	MetLife Investment Management Holdings, LLC	Ownership.....	100.000	MetLife, Inc.....	..N.....	
0241	MetLife.....	00000..					MetLife Real Estate Lending LLC	DE.....	NIA.....	MetLife Investment Management Holdings, LLC	Ownership.....	100.000	MetLife, Inc.....	..N.....	
0241	MetLife.....	00000..					ML Venture 1 Manager, S. de R.L. de C.V. (Mexico)	MEX.....	NIA.....	MetLife Investment Management Holdings, LLC	Ownership.....	99.900	MetLife, Inc.....	..N.....	
0241	MetLife.....	00000..					ML Venture 1 Manager, S. de R.L. de C.V. (Mexico)	MEX.....	NIA.....	MetLife Investment Management Holdings (Ireland) Limited	Ownership.....	0.100	MetLife, Inc.....	..N.....	

Q12.6

## SCHEDULE Y

## PART 1A - DETAIL OF INSURANCE HOLDING COMPANY SYSTEM

1	2	3	4	5	6	7	8	9	10	11	12	13	14	15	16
Group Code	Group Name	NAIC Company Code	ID Number	Federal RSSD	CIK	Name of Securities Exchange if Publicly Traded (U.S. or International)	Names of Parent, Subsidiaries or Affiliates	Domiciliary Location	Relationship to Reporting Entity	Directly Controlled by (Name of Entity/Person)	Type of Control (Ownership Board, Management, Attorney-in-Fact, Influence, Other)	If Control is Ownership Provide Percentage	Ultimate Controlling Entity(ies)/Person(s)	Is an SCA Filing Required? (Y/N)	*
0241	MetLife.....	00000...	38-3853223..				Logan Circle Partners I LLC .....	PA.....	NIA.....	Logan Circle Partners, L.P. ....	Ownership.....	100.000	MetLife, Inc.....	..N.....	
0241	MetLife.....	00000...	26-0333595..				Logan Circle Partners Investment Management LLC .....	DE.....	NIA.....	Logan Circle Partners, L.P. ....	Ownership.....	100.000	MetLife, Inc.....	..N.....	
0241	MetLife.....	00000...	AA-2280000..	3179774			MetLife Chile Seguros de Vida S.A.....	CHL.....	IA.....	MetLife Chile Inversiones Limitada.....	Ownership.....	99.997	MetLife, Inc.....	..N.....	
0241	MetLife.....	00000...	AA-2280000..	3179774			MetLife Chile Seguros de Vida S.A.....	CHL.....	IA.....	International Technical and Advisory Services Limited (DE) .....	Ownership.....	0.003	MetLife, Inc.....	..N.....	
0241	MetLife.....	00000...					Inversiones MetLife Holdco Tres Limitada (Chile) .....	CHL.....	NIA.....	MetLife Chile Inversiones Limitada.....	Ownership.....	97.130	MetLife, Inc.....	..N.....	
0241	MetLife.....	00000...					Inversiones MetLife Holdco Tres Limitada (Chile) .....	CHL.....	NIA.....	Inversiones MetLife Holdco Dos Limitada.....	Ownership.....	2.870	MetLife, Inc.....	..N.....	
0241	MetLife.....	00000...					AFP Provida S.A. (Chile) .....	CHL.....	NIA.....	MetLife Chile Inversiones Limitada.....	Ownership.....	10.922	MetLife, Inc.....	..N.....	
0241	MetLife.....	00000...					AFP Provida S.A. (Chile) .....	CHL.....	NIA.....	Inversiones MetLife Holdco Tres Limitada.....	Ownership.....	42.382	MetLife, Inc.....	..N.....	
0241	MetLife.....	00000...					AFP Provida S.A. (Chile) .....	CHL.....	NIA.....	Inversiones MetLife Holdco Dos Limitada.....	Ownership.....	42.382	MetLife, Inc.....	..N.....	
0241	MetLife.....	00000...		4255282			MetLife Chile Administradora de Mutuos Hipotecarios S.A. ....	CHL.....	NIA.....	MetLife Chile Seguros de Vida S.A.....	Ownership.....	99.900	MetLife, Inc.....	..N.....	
0241	MetLife.....	00000...		4255282			MetLife Chile Administradora de Mutuos Hipotecarios S.A. ....	CHL.....	NIA.....	MetLife Chile Inversiones Limitada.....	Ownership.....	0.100	MetLife, Inc.....	..N.....	
0241	MetLife.....	00000...					Provida Internacional S.A. (Chile) .....	CHL.....	NIA.....	AFP Provida S.A.....	Ownership.....	99.990	MetLife, Inc.....	..N.....	
0241	MetLife.....	00000...					Provida Internacional S.A. (Chile) .....	CHL.....	NIA.....	MetLife Chile Inversiones Limitada.....	Ownership.....	0.010	MetLife, Inc.....	..N.....	
0241	MetLife.....	00000...					AFP Genesis Administradora de Fondos y Fidecomisos S.A. (Ecuador) .....	ECU.....	NIA.....	Provida Internacional S.A. ....	Ownership.....	99.900	MetLife, Inc.....	..N.....	
0241	MetLife.....	00000...					AFP Genesis Administradora de Fondos y Fidecomisos S.A. (Ecuador) .....	ECU.....	NIA.....	AFP Provida S.A.....	Ownership.....	0.100	MetLife, Inc.....	..N.....	
0241	MetLife.....	00000...					MetLife Chile Seguros Generales S.A. (Chile) .....	CHL.....	IA.....	MetLife Chile Inversiones Limitada.....	Ownership.....	99.980	MetLife, Inc.....	..N.....	
0241	MetLife.....	00000...					MetLife Chile Seguros Generales S.A. (Chile) .....	CHL.....	IA.....	Inversiones MetLife Holdco Dos Limitada.....	Ownership.....	0.020	MetLife, Inc.....	..N.....	
0241	MetLife.....	00000...	52-1528581..	3921834	727303		SafeGuard Health Enterprises, Inc.....	DE.....	NIA.....	MetLife, Inc.....	Ownership.....	100.000	MetLife, Inc.....	..N.....	
0241	MetLife.....	14170...	33-0733552..				MetLife Health Plans, Inc.....	NJ.....	NIA.....	SafeGuard Health Enterprises, Inc.....	Ownership.....	100.000	MetLife, Inc.....	..N.....	
0241	MetLife.....	00000...	95-2879515..				SafeGuard Health Plans, Inc. (CA).....	CA.....	NIA.....	SafeGuard Health Enterprises, Inc.....	Ownership.....	100.000	MetLife, Inc.....	..N.....	
0241	MetLife.....	79014...	33-0515751..				SafeHealth Life Insurance Company.....	CA.....	NIA.....	SafeGuard Health Enterprises, Inc.....	Ownership.....	100.000	MetLife, Inc.....	..N.....	
0241	MetLife.....	52009...	65-0073323..				SafeGuard Health Plans, Inc. (FL).....	FL.....	NIA.....	SafeGuard Health Enterprises, Inc.....	Ownership.....	100.000	MetLife, Inc.....	..N.....	
0241	MetLife.....	95051...	75-2046497..				SafeGuard Health Plans, Inc. (TX).....	TX.....	NIA.....	SafeGuard Health Enterprises, Inc.....	Ownership.....	100.000	MetLife, Inc.....	..N.....	
0241	MetLife.....	00000...	98-1099650..				MetLife Global Benefits, Ltd.....	CYM.....	IA.....	MetLife, Inc.....	Ownership.....	100.000	MetLife, Inc.....	..N.....	
0241	MetLife.....	00000...	36-3665871..	3165900			Cova Life Management Company.....	DE.....	NIA.....	MetLife, Inc.....	Ownership.....	100.000	MetLife, Inc.....	..N.....	
0241	MetLife.....	00000...	20-5707084..	3817825			MetLife Services and Solutions, LLC.....	DE.....	NIA.....	MetLife Group, Inc.....	Ownership.....	100.000	MetLife, Inc.....	..N.....	
0241	MetLife.....	00000...		3818523			MetLife Solutions Pte. Ltd.....	SGP.....	NIA.....	MetLife Services and Solutions, LLC.....	Ownership.....	100.000	MetLife, Inc.....	..N.....	
0241	MetLife.....	00000...	98-0613376..	3818550			MetLife Global Operations Support Center Private Limited .....	IND.....	NIA.....	MetLife Solutions Pte. Ltd.....	Ownership.....	100.000	MetLife, Inc.....	..N.....	
0241	MetLife.....	00000...	98-0613376..	3818550			MetLife Global Operations Support Center Private Limited .....	IND.....	NIA.....	Natiloportem Holdings, LLC.....	Ownership.....		MetLife, Inc.....	..N.....	
0241	MetLife.....	00000...		3818541			MetLife Services East Private Limited.....	IND.....	NIA.....	MetLife Solutions Pte. Ltd.....	Ownership.....	99.990	MetLife, Inc.....	..N.....	
0241	MetLife.....	00000...		3818541			MetLife Services East Private Limited.....	IND.....	NIA.....	Natiloportem Holdings, LLC.....	Ownership.....	0.010	MetLife, Inc.....	..N.....	
0241	MetLife.....	00000...	22-3805708..	3302488			Newbury Insurance Company, Limited.....	DE.....	IA.....	MetLife, Inc.....	Ownership.....	100.000	MetLife, Inc.....	..N.....	
0241	MetLife.....	00000...	13-3179826..	3219782			MetLife Digital Ventures, Inc.....	DE.....	NIA.....	MetLife, Inc.....	Ownership.....	100.000	MetLife, Inc.....	..N.....	
0241	MetLife.....	13626...	20-5819518..	3921870			MetLife Reinsurance Company of Charleston.....	SC.....	IA.....	MetLife, Inc.....	Ownership.....	100.000	MetLife, Inc.....	..N.....	
0241	MetLife.....	00000...	26-6122204..	4254959			MetLife Capital Trust IV.....	DE.....	NIA.....	MetLife, Inc.....	Ownership.....	100.000	MetLife, Inc.....	..N.....	

Q12.7

**SCHEDULE Y**

**PART 1A - DETAIL OF INSURANCE HOLDING COMPANY SYSTEM**

1	2	3	4	5	6	7	8	9	10	11	12	13	14	15	16
Group Code	Group Name	NAIC Company Code	ID Number	Federal RSSD	CIK	Name of Securities Exchange if Publicly Traded (U.S. or International)	Names of Parent, Subsidiaries or Affiliates	Domiciliary Location	Relationship to Reporting Entity	Directly Controlled by (Name of Entity/Person)	Type of Control (Ownership Board, Management, Attorney-in-Fact, Influence, Other)	If Control is Ownership Provide Percentage	Ultimate Controlling Entity(ies)/Person(s)	Is an SCA Filing Required? (Y/N)	*
0241	MetLife.....	00000..	27-0858844..	4278786			MetLife Home Loans LLC.....	DE.....	NIA.....	MetLife, Inc.....	Ownership.....	100.000	MetLife, Inc.....	..N.....	
0241	MetLife.....	00000..	75-2417735..	2602211			Federal Flood Certification LLC.....	TX.....	NIA.....	MetLife, Inc.....	Ownership.....	100.000	MetLife, Inc.....	..N.....	
0241	MetLife.....	00000..	55-0790010..	3165807			MetLife Group, Inc.....	NY.....	NIA.....	MetLife, Inc.....	Ownership.....	100.000	MetLife, Inc.....	..N.....	
0241	MetLife.....	00000..	13-4075851..	3576355			MetLife Investment Advisors, LLC.....	DE.....	NIA.....	MetLife, Inc.....	Ownership.....	100.000	MetLife, Inc.....	..N.....	
0241	MetLife.....	00000..					MLIA SBAF Manager, LLC (DE).....	DE.....	NIA.....	MetLife Investment Advisors, LLC.....	Ownership.....	100.000	MetLife, Inc.....	..N.....	
0241	MetLife.....	00000..	82-2405817..				MLIA SBAF Colony Manager, LLC (DE).....	DE.....	NIA.....	MetLife Investment Advisors, LLC.....	Ownership.....	100.000	MetLife, Inc.....	..N.....	
0241	MetLife.....	00000..					MetLife Middle Market Private Debt GP, LLC (DE).....	DE.....	NIA.....	MetLife Investment Advisors, LLC.....	Ownership.....	100.000	MetLife, Inc.....	..N.....	
0241	MetLife.....	00000..					MetLife Middle Market Private Debt Fund, LP (DE).....	DE.....	NIA.....	MetLife Private Equity Holdings, LLC.....	Ownership.....	31.150	MetLife, Inc.....	..N.....	
0241	MetLife.....	00001..					MetLife Middle Market Private Debt Fund, LP (DE).....	DE.....	NIA.....	Metropolitan Life Insurance Company.....	Ownership.....	31.150	MetLife, Inc.....	..N.....	
0241	MetLife.....	00002..					MetLife Middle Market Private Debt Fund, LP (DE).....	DE.....	NIA.....	MetLife Middle Market Private Debt GP, LLC (DE).....	Ownership.....	0.350	MetLife, Inc.....	..N.....	
0241	MetLife.....	00000..					MetLife Middle Market Private Debt Parallel GP, LLC (DE).....	DE.....	NIA.....	MetLife Investment Advisors, LLC.....	Ownership.....	100.000	MetLife, Inc.....	..N.....	
0241	MetLife.....	00000..					MetLife Middle Market Private Debt Parallel Fund, LP(DE).....	DE.....	NIA.....	MetLife Insurance K.K. (Japan).....	Ownership.....	100.000	MetLife, Inc.....	..N.....	
0241	MetLife.....	00000..					MLIA Manager I, LLC (DE).....	DE.....	NIA.....	MetLife Investment Advisors, LLC.....	Ownership.....	100.000	MetLife, Inc.....	..N.....	
0241	MetLife.....	00000..					ML Bellevue Manager, LLC.....	DE.....	NIA.....	MetLife Investment Advisors, LLC.....	Ownership.....	100.000	MetLife, Inc.....	..N.....	
0241	MetLife.....	00000..	13-4075851..				ML-URS Port Chester SC Manager, LLC.....	DE.....	NIA.....	MetLife Investment Advisors, LLC.....	Ownership.....	100.000	MetLife, Inc.....	..N.....	
0241	MetLife.....	00000..	20-4607161..				MetLife European Holdings, LLC.....	DE.....	NIA.....	MetLife, Inc.....	Ownership.....	100.000	MetLife, Inc.....	..N.....	
0241	MetLife.....	00000..					MetLife Core Property Fund GP, LLC.....	DE.....	NIA.....	MetLife Investment Advisors, LLC.....	Ownership.....	100.000	MetLife, Inc.....	..N.....	
0241	MetLife.....	00000..	80-0946518..				MetLife Core Property Fund, LP.....	DE.....	NIA.....	Metropolitan Life Insurance Company.....	Ownership.....	15.600	MetLife, Inc.....	..N.....	
0241	MetLife.....	00000..	80-0946518..				MetLife Core Property Fund, LP.....	DE.....	NIA.....	Metropolitan Life Insurance Company (on behalf of Sep Acct 746).....	Ownership.....	2.520	MetLife, Inc.....	..N.....	
0241	MetLife.....	00000..	80-0946518..				MetLife Core Property Fund, LP.....	DE.....	NIA.....	MetLife Insurance Company of Korea, Limited.....	Ownership.....	2.040	MetLife, Inc.....	..N.....	
0241	MetLife.....	00000..	80-0946518..				MetLife Core Property Fund, LP.....	DE.....	NIA.....	Metropolitan Tower Life Insurance Company.....	Ownership.....	0.050	MetLife, Inc.....	..N.....	
0241	MetLife.....	00000..	80-0946518..				MetLife Core Property Fund, LP.....	DE.....	NIA.....	MetLife Insurance K.K. (Japan).....	Ownership.....	6.940	MetLife, Inc.....	..N.....	
0241	MetLife.....	00000..	80-0946518..				MetLife Core Property Fund, LP.....	DE.....	DS.....	Metropolitan Property and Casualty Insurance Company.....	Ownership.....	1.760	MetLife, Inc.....	..N.....	
0241	MetLife.....	00000..	80-0947139..				MetLife Core Property REIT, LLC.....	DE.....	NIA.....	MetLife Core Property Fund, LP.....	Ownership.....	100.000	MetLife, Inc.....	..N.....	
0241	MetLife.....	00000..	46-3934926..				MetLife Core Property Holdings, LLC.....	DE.....	NIA.....	MetLife Core Property REIT, LLC.....	Ownership.....	100.000	MetLife, Inc.....	..N.....	
0241	MetLife.....	00000..					MCP Property Management LLC (DE).....	DE.....	NIA.....	MetLife Core Property Holdings, LLC.....	Ownership.....	100.000	MetLife, Inc.....	..N.....	
0241	MetLife.....	00000..					MCP Core Property TRS, LLC (DE).....	DE.....	NIA.....	MetLife Core Property Holdings, LLC.....	Ownership.....	100.000	MetLife, Inc.....	..N.....	
0241	MetLife.....	00000..	13-4075851..				MetLife Commercial Mortgage Income Fund GP, LLC.....	DE.....	NIA.....	MetLife Investment Advisors, LLC.....	Ownership.....	100.000	MetLife, Inc.....	..N.....	
0241	MetLife.....	00000..	47-2630137..				MetLife Commercial Mortgage Income Fund LP.....	DE.....	NIA.....	Metropolitan Life Insurance Company.....	Ownership.....	26.600	MetLife, Inc.....	..N.....	
0241	MetLife.....	00000..	47-2630137..				MetLife Commercial Mortgage Income Fund LP.....	DE.....	NIA.....	MetLife Insurance Company of Korea, Limited.....	Ownership.....	2.100	MetLife, Inc.....	..N.....	
0241	MetLife.....	00000..	47-2630137..				MetLife Commercial Mortgage Income Fund LP.....	DE.....	NIA.....	MetLife Limited.....	Ownership.....	2.700	MetLife, Inc.....	..N.....	
0241	MetLife.....	00000..	47-2630137..				MetLife Commercial Mortgage Income Fund LP.....	DE.....	NIA.....	Metropolitan Life Insurance Company of Hong Kong Limited.....	Ownership.....	0.030	MetLife, Inc.....	..N.....	
0241	MetLife.....	00000..	47-2630137..				MetLife Commercial Mortgage Income Fund LP.....	DE.....	NIA.....	Metropolitan Tower Life Insurance Company.....	Ownership.....	2.700	MetLife, Inc.....	..N.....	

Q12.8

## SCHEDULE Y

## PART 1A - DETAIL OF INSURANCE HOLDING COMPANY SYSTEM

1	2	3	4	5	6	7	8	9	10	11	12	13	14	15	16
Group Code	Group Name	NAIC Company Code	ID Number	Federal RSSD	CIK	Name of Securities Exchange if Publicly Traded (U.S. or International)	Names of Parent, Subsidiaries or Affiliates	Domiciliary Location	Relationship to Reporting Entity	Directly Controlled by (Name of Entity/Person)	Type of Control (Ownership Board, Management, Attorney-in-Fact, Influence, Other)	If Control is Ownership Provide Percentage	Ultimate Controlling Entity(ies)/Person(s)	Is an SCA Filing Required? (Y/N)	*
0241	MetLife	00000	47-2688528				MetLife Commercial Mortgage REIT, LLC	DE	NIA	MetLife Commercial Mortgage Income Fund, LP	Ownership	100.000	MetLife, Inc.	N	
0241	MetLife	00000	47-2703778				MetLife Commercial Mortgage Originator, LLC	DE	NIA	MetLife Commercial Mortgage REIT, LLC	Ownership	100.000	MetLife, Inc.	N	
0241	MetLife	00000	47-5495603				MCMIF Holdco I, LLC	DE	NIA	MetLife Commercial Mortgage Originator, LLC	Ownership	100.000	MetLife, Inc.	N	
0241	MetLife	00000					MCMIF Holdco II, LLC	DE	NIA	MetLife Commercial Mortgage Originator, LLC	Ownership	100.000	MetLife, Inc.	N	
0241	MetLife	00000					MetLife International PE Fund I, LP	CYM	NIA	MetLife Insurance K.K. (Japan)	Ownership	92.593	MetLife, Inc.	N	
0241	MetLife	00000					MetLife International PE Fund I, LP	CYM	NIA	Metropolitan Life Insurance Company of Hong Kong Limited	Ownership	0.576	MetLife, Inc.	N	
0241	MetLife	00000					MetLife International PE Fund I, LP	CYM	NIA	MetLife Limited (Hong Kong)	Ownership	2.716	MetLife, Inc.	N	
0241	MetLife	00000					MetLife International PE Fund I, LP	CYM	NIA	MetLife Mexico S.A.	Ownership	4.115	MetLife, Inc.	N	
0241	MetLife	00000					MetLife Alternatives GP, LLC	DE	NIA	MetLife Investment Advisors, LLC	Ownership	100.000	MetLife, Inc.	N	
0241	MetLife	00000	98-1150291				MetLife International HF Partners, LP	CYM	NIA	MetLife Insurance K.K. (Japan)	Ownership	88.220	MetLife, Inc.	N	
0241	MetLife	00000	98-1150291				MetLife International HF Partners, LP	CYM	NIA	MetLife Insurance Company of Korea, Limited	Ownership	9.470	MetLife, Inc.	N	
0241	MetLife	00000	98-1150291				MetLife International HF Partners, LP	CYM	NIA	MetLife Limited (Hong Kong)	Ownership	2.290	MetLife, Inc.	N	
0241	MetLife	00000	98-1150291				MetLife International HF Partners, LP	CYM	NIA	MetLife Alternatives GP, LLC	Ownership	0.020	MetLife, Inc.	N	
0241	MetLife	00000	98-1162663				MetLife International PE Fund II, LP	CYM	NIA	MetLife Insurance K.K. (Japan)	Ownership	94.540	MetLife, Inc.	N	
0241	MetLife	00000	98-1162663				MetLife International PE Fund II, LP	CYM	NIA	MetLife Limited (Hong Kong)	Ownership	2.770	MetLife, Inc.	N	
0241	MetLife	00000	98-1162663				MetLife International PE Fund II, LP	CYM	NIA	MetLife Mexico S.A.	Ownership	2.100	MetLife, Inc.	N	
0241	MetLife	00000	98-1162663				MetLife International PE Fund II, LP	CYM	NIA	Metropolitan Life Insurance Company of Hong Kong Limited	Ownership	0.590	MetLife, Inc.	N	
0241	MetLife	00000	98-1226825				MetLife International PE Fund III, LP	CYM	NIA	MetLife Insurance K.K. (Japan)	Ownership	88.930	MetLife, Inc.	N	
0241	MetLife	00000	98-1226825				MetLife International PE Fund III, LP	CYM	NIA	MetLife Insurance Company of Korea, Limited	Ownership	7.910	MetLife, Inc.	N	
0241	MetLife	00000	98-1226825				MetLife International PE Fund III, LP	CYM	NIA	Metropolitan Life Insurance Company of Hong Kong Limited	Ownership	0.550	MetLife, Inc.	N	
0241	MetLife	00000	98-1226825				MetLife International PE Fund III, LP	CYM	NIA	MetLife Limited (Hong Kong)	Ownership	2.610	MetLife, Inc.	N	
0241	MetLife	00000	98-1277596				MetLife International PE Fund IV, LP	CYM	NIA	MetLife Insurance K.K. (Japan)	Ownership	94.700	MetLife, Inc.	N	
0241	MetLife	00000	98-1277596				MetLife International PE Fund IV, LP	CYM	NIA	MetLife Insurance Company of Korea, Limited	Ownership	3.790	MetLife, Inc.	N	
0241	MetLife	00000	98-1277596				MetLife International PE Fund IV, LP	CYM	NIA	MetLife Limited (Hong Kong)	Ownership	1.510	MetLife, Inc.	N	
0241	MetLife	00000					MetLife International PE Fund V, LP	CYM	NIA	MetLife Insurance K.K. (Japan)	Ownership	81.699	MetLife, Inc.	N	
0241	MetLife	00000					MetLife International PE Fund V, LP	CYM	NIA	MetLife Insurance Company of Korea, Limited	Ownership	3.268	MetLife, Inc.	N	
0241	MetLife	00000					MetLife International PE Fund V, LP	CYM	NIA	MetLife Limited (Hong Kong)	Ownership	15.033	MetLife, Inc.	N	
0241	MetLife	00000					MetLife International PE Fund VI, LP	CYM	NIA	MetLife Insurance K.K. (Japan)	Ownership	76.323	MetLife, Inc.	N	
0241	MetLife	00000					MetLife International PE Fund VI, LP	CYM	NIA	MetLife Insurance Company of Korea, Limited	Ownership	3.469	MetLife, Inc.	N	
0241	MetLife	00000					MetLife International PE Fund VI, LP	CYM	NIA	MetLife Limited (Hong Kong)	Ownership	20.208	MetLife, Inc.	N	
0241	MetLife	00000					MetLife Loan Asset Management, LLC	DE	NIA	MetLife Investment Advisors, LLC	Ownership	100.000	MetLife, Inc.	N	
0241	MetLife	00000	46-4140926				MIM Property Management, LLC	DE	NIA	MetLife Investment Advisors, LLC	Ownership	100.000	MetLife, Inc.	N	
0241	MetLife	00000					MIM Property Management of Georgia 1, LLC	DE	NIA	MIM Property Management, LLC	Ownership	100.000	MetLife, Inc.	N	
0241	MetLife	13092	26-1511401	4300892			MetLife Reinsurance Company of Vermont	VT	IA	MetLife, Inc.	Ownership	100.000	MetLife, Inc.	N	
0241	MetLife	62634	51-0104167	4255107			Delaware American Life Insurance Company	DE	IA	MetLife, Inc.	Ownership	100.000	MetLife, Inc.	N	
0241	MetLife	00000	27-1206753				MetLife Consumer Services, Inc.	DE	NIA	MetLife, Inc.	Ownership	100.000	MetLife, Inc.	N	
0241	MetLife	00000	81-2253384				MetLife Insurance Brokerage, Inc.	NY	NIA	MetLife, Inc.	Ownership	100.000	MetLife, Inc.	N	
0241	MetLife	60690	98-0000065	4247326			American Life Insurance Company	DE	IA	MetLife, Inc.	Ownership	100.000	MetLife, Inc.	N	
0241	MetLife	00000	AA-1580066				MetLife Insurance K.K. (Japan)	JPN	IA	American Life Insurance Company	Ownership	100.000	MetLife, Inc.	N	
0241	MetLife	00000		4255330			Communication One Kabushiki Kaisha (Japan)	JPN	NIA	MetLife Insurance K.K. (Japan)	Ownership	100.000	MetLife, Inc.	N	

Q12.9

**SCHEDULE Y**

**PART 1A - DETAIL OF INSURANCE HOLDING COMPANY SYSTEM**

1	2	3	4	5	6	7	8	9	10	11	12	13	14	15	16
Group Code	Group Name	NAIC Company Code	ID Number	Federal RSSD	CIK	Name of Securities Exchange if Publicly Traded (U.S. or International)	Names of Parent, Subsidiaries or Affiliates	Domiciliary Location	Relationship to Reporting Entity	Directly Controlled by (Name of Entity/Person)	Type of Control (Ownership Board, Management, Attorney-in-Fact, Influence, Other)	If Control is Ownership Provide Percentage	Ultimate Controlling Entity(ies)/Person(s)	Is an SCA Filing Required? (Y/N)	*
0241	MetLife.....	00000...					Fortissimo Co., Ltd.....	JPN.....	IA.....	MetLife Insurance K.K. (Japan).....	Ownership.....	100.000	MetLife, Inc.....	N.....	
0241	MetLife.....	00000...		4250018			MetLife Life Insurance Company (Egypt).....	EGY.....	IA.....	MetLife Global Holding Company I GmbH (Swiss)	Ownership.....	84.125	MetLife, Inc.....	N.....	
0241	MetLife.....	00000...	AA-1860015				MetLife Emeklilik ve Hayat A.S. (Turkey).....	TUR.....	IA.....	MetLife Global Holding Company II GmbH (Swiss)	Ownership.....	99.980	MetLife, Inc.....	N.....	
0241	MetLife.....	00000...					MetLife Life Insurance S.A. (Greece).....	GRC.....	IA.....	MetLife EU Holding Company Limited (Ireland)	Ownership.....	100.000	MetLife, Inc.....	N.....	
0241	MetLife.....	00000...		4255349			MetLife Mutual Fund Company (Greece).....	GRC.....	NIA.....	MetLife Life Insurance Company S.A.....	Ownership.....	90.000	MetLife, Inc.....	N.....	
0241	MetLife.....	00000...		4304032			International Investment Holding Company Limited (Russia)	RUS.....	NIA.....	American Life Insurance Company .....	Ownership.....	100.000	MetLife, Inc.....	N.....	
0241	MetLife.....	00000...					MetLife American International Group and Arab National Bank Cooperative Insurance Company	SAU.....	IA.....	American Life Insurance Company .....	Ownership.....	30.000	MetLife, Inc.....	N.....	
0241	MetLife.....	00000...		4250072			PJSC MetLife (Ukraine).....	UKR.....	IA.....	MetLife Global Holding Company II GmbH (Swiss)	Ownership.....	99.999	MetLife, Inc.....	N.....	
0241	MetLife.....	00000...		4250072			PJSC MetLife (Ukraine).....	UKR.....	IA.....	International Technical and Advisory Services Limited (DE)	Ownership.....	0.001	MetLife, Inc.....	N.....	
0241	MetLife.....	00000...		4250072			PJSC MetLife (Ukraine).....	UKR.....	IA.....	Borderland Investments Limited (DE).....	Ownership.....	0.001	MetLife, Inc.....	N.....	
0241	MetLife.....	00000...					MetLife Innovation Centre Limited.....	IRL.....	NIA.....	MetLife Global Holding Company II GmbH (Swiss)	Ownership.....	99.999	MetLife, Inc.....	N.....	
0241	MetLife.....	00000...	51-0205283				International Technical and Advisory Services Limited	DE.....	NIA.....	American Life Insurance Company .....	Ownership.....	100.000	MetLife, Inc.....	Y.....	
0241	MetLife.....	00000...	02-0649743				Borderland Investments Limited (USA-Delaware)	DE.....	NIA.....	American Life Insurance Company .....	Ownership.....	100.000	MetLife, Inc.....	Y.....	
0241	MetLife.....	00000...					ALICO Hellas Single Member Limited Liability Company (Greece)	GRC.....	NIA.....	Borderland Investments Limited (DE).....	Ownership.....	100.000	MetLife, Inc.....	N.....	
0241	MetLife.....	00000...					MetLife Asset Management Corp. (Japan).....	JPN.....	NIA.....	ALICO Operations, LLC (DE).....	Ownership.....	100.000	MetLife, Inc.....	N.....	
0241	MetLife.....	00000...		4249311			MetLife Mas, S.A. de C.V (Mexico).....	MEX.....	IA.....	MetLife International Holdings, LLC.....	Ownership.....	100.000	MetLife, Inc.....	N.....	
0241	MetLife.....	00000...		4249311			MetLife Mas, S.A. de C.V (Mexico).....	MEX.....	IA.....	International Technical and Advisory Services Limited (DE)	Ownership.....		MetLife, Inc.....	N.....	
0241	MetLife.....	00000...		4251293			MetLife Seguros S.A. (Uruguay).....	URY.....	IA.....	ALICO Operations, LLC (DE).....	Ownership.....	100.000	MetLife, Inc.....	N.....	
0241	MetLife.....	00000...					MetLife Colombia Seguros de Vida S.A. (Columbia)	COL.....	IA.....	MetLife Global Holding Company II GmbH (Swiss)	Ownership.....	90.000	MetLife, Inc.....	N.....	
0241	MetLife.....	00000...					MetLife Colombia Seguros de Vida S.A. (Columbia)	COL.....	IA.....	MetLife Global Holding Company I GmbH (Swiss)	Ownership.....	10.000	MetLife, Inc.....	N.....	
0241	MetLife.....	00000...					MetLife Colombia Seguros de Vida S.A. (Columbia)	COL.....	IA.....	International Technical and Advisory Services Limited (DE)	Ownership.....		MetLife, Inc.....	N.....	
0241	MetLife.....	00000...					MetLife Colombia Seguros de Vida S.A. (Columbia)	COL.....	IA.....	Borderland Investments Limited (DE).....	Ownership.....		MetLife, Inc.....	N.....	
0241	MetLife.....	00000...					MetLife Colombia Seguros de Vida S.A. (Columbia)	COL.....	IA.....	Natloportem Holdings, LLC.....	Ownership.....		MetLife, Inc.....	N.....	
0241	MetLife.....	00000...		4254445			MetLife Latin America Asesorias e Inversiones Limitada (Chile)	CHL.....	NIA.....	MetLife Investment Management Holdings (Ireland) Limited	Ownership.....	99.990	MetLife, Inc.....	N.....	
0241	MetLife.....	00000...		4254445			MetLife Latin America Asesorias e Inversiones Limitada (Chile)	CHL.....	NIA.....	MetLife Global Holding Company II GmbH (Swiss)	Ownership.....	0.010	MetLife, Inc.....	N.....	
0241	MetLife.....	00000...		4275534			MetLife Investments Asia Limited (Hong Kong).	HKG.....	NIA.....	MetLife Investment Management Holdings (Ireland) Limited	Ownership.....	100.000	MetLife, Inc.....	N.....	

Q12.10

**SCHEDULE Y**

**PART 1A - DETAIL OF INSURANCE HOLDING COMPANY SYSTEM**

1	2	3	4	5	6	7	8	9	10	11	12	13	14	15	16
Group Code	Group Name	NAIC Company Code	ID Number	Federal RSSD	CIK	Name of Securities Exchange if Publicly Traded (U.S. or International)	Names of Parent, Subsidiaries or Affiliates	Domiciliary Location	Relationship to Reporting Entity	Directly Controlled by (Name of Entity/Person)	Type of Control (Ownership Board, Management, Attorney-in-Fact, Influence, Other)	If Control is Ownership Provide Percentage	Ultimate Controlling Entity(ies)/Person(s)	Is an SCA Filing Required? (Y/N)	*
0241	MetLife.....	00000..		4254427			MetLife Investments Limited (UK).....	GBR.....	NIA.....	MetLife Investment Management Holdings (Ireland) Limited	Ownership.....	100.000	MetLife, Inc.....	..N.....	
0241	MetLife.....	00000..					MetLife Global Infrastructure LUX GP, S.a.r.l. (Luxembourg)	LUX.....	NIA.....	MetLife Investment Management Holdings (Ireland) Limited	Ownership.....	100.000	MetLife, Inc.....	..N.....	
0241	MetLife.....	00000..	13-3912049..				ALICO Properties, Inc. (USA-Delaware).....	DE.....	NIA.....	American Life Insurance Company .....	Ownership.....	51.000	MetLife, Inc.....	..Y.....	
0241	MetLife.....	00000..	13-3919049..				Global Properties, Inc. (USA-Delaware).....	DE.....	NIA.....	ALICO Properties, Inc.....	Ownership.....	100.000	MetLife, Inc.....	..N.....	
0241	MetLife.....	00000..					MetLife Global Holding Company I GmbH (Swiss)	CHE.....	NIA.....	American Life Insurance Company.....	Ownership.....	100.000	MetLife, Inc.....	..N.....	
0241	MetLife.....	00000..					MetLife Global Holding Company II GmbH (Swiss)	CHE.....	NIA.....	MetLife Global Holding Company I GmbH (Swiss)	Ownership.....	100.000	MetLife, Inc.....	..N.....	
0241	MetLife.....	00000..					MetLife Investment Management Holdings (Ireland) Limited	IRL.....	NIA.....	MetLife Global Holding Company II GmbH (Swiss)	Ownership.....	100.000	MetLife, Inc.....	..N.....	
0241	MetLife.....	00000..					MetLife Syndicated Bank Loan Lux GP, S.à.r.l. (Ireland) Limited	LUX.....	NIA.....	MetLife Investment Management Holdings (Ireland) Limited	Ownership.....	100.000	MetLife, Inc.....	..N.....	
0241	MetLife.....	00000..	98-1372544..				MetLife BL Feeder (Cayman), LP.....	CYM.....	NIA.....	MetLife Limited (Hong Kong).....	Ownership.....	3.140	MetLife, Inc.....	..N.....	
0241	MetLife.....	00000..	98-1372544..				MetLife BL Feeder (Cayman), LP.....	CYM.....	NIA.....	MetLife Insurance K.K. (Japan).....	Ownership.....	93.720	MetLife, Inc.....	..N.....	
0241	MetLife.....	00000..	98-1372544..				MetLife BL Feeder (Cayman), LP.....	CYM.....	NIA.....	MetLife Insurance Company of Korea, Limited	Ownership.....	3.140	MetLife, Inc.....	..N.....	
0241	MetLife.....	00000..	82-3255634..				MetLife BL Feeder , LP.....	DE.....	NIA.....	Metropolitan Life Insurance Company.....	Ownership.....	49.260	MetLife, Inc.....	..N.....	
0241	MetLife.....	00000..	98-1372721..				MetLife Syndicated Bank Loan Fund, SCSp (Luxembourg)	LUX.....	NIA.....	MetLife Syndicated Bank Loan Lux GP, S.à.r.l. (Ireland) Limited	Management.....		MetLife, Inc.....	..N.....	
0241	MetLife.....	00000..	30-0615846..				ALICO Operations, LLC (DE).....	DE.....	NIA.....	MetLife Global Holding Company II GmbH (Swiss)	Ownership.....	100.000	MetLife, Inc.....	..N.....	
0241	MetLife.....	00000..					MetLife EU Holding Company Limited (Ireland)	IRL.....	NIA.....	MetLife Global Holding Company II GmbH (Swiss)	Ownership.....	100.000	MetLife, Inc.....	..N.....	
0241	MetLife.....	00000..	98-0552186..	4249302			ALICO European Holding Limited (Ireland).....	IRL.....	NIA.....	MetLife Global Holding Company II GmbH (Swiss)	Ownership.....	100.000	MetLife, Inc.....	..N.....	
0241	MetLife.....	00000..	AA-1780108..				MetLife Europe d.a.c. ....	IRL.....	IA.....	MetLife EU Holding Company Limited (Ireland)	Ownership.....	100.000	MetLife, Inc.....	..N.....	
0241	MetLife.....	00000..					MetLife Services EOOD (Bulgaria) .....	BGR.....	NIA.....	MetLife EU Holding Company Limited (Ireland)	Ownership.....	100.000	MetLife, Inc.....	..N.....	
0241	MetLife.....	00000..					MetLife Pension Trustees Limited (UK).....	GBR.....	IA.....	MetLife Europe d.a.c. ....	Ownership.....	100.000	MetLife, Inc.....	..N.....	
0241	MetLife.....	00000..		4255367			First American-Hungarian Insurance Agency Limited (Hungary)	HUN.....	IA.....	MetLife EU Holding Company Limited (Ireland)	Ownership.....	100.000	MetLife, Inc.....	..N.....	
0241	MetLife.....	00000..		4258407			MetLife Solutions S.A.S. (France).....	FRA.....	NIA.....	MetLife EU Holding Company Limited (Ireland)	Ownership.....	100.000	MetLife, Inc.....	..N.....	
0241	MetLife.....	00000..					MetLife Asia Holding Company Pte. Ltd. ....	SGP.....	NIA.....	MetLife Global Holding Company II GmbH (Swiss)	Ownership.....	100.000	MetLife, Inc.....	..N.....	
0241	MetLife.....	00000..					MetLife Innovation Centre Pte. Ltd	SGP.....	NIA.....	MetLife Asia Holding Company Pte. Ltd .....	Ownership.....	100.000	MetLife, Inc.....	..N.....	
0241	MetLife.....	00000..					LumenLab Malaysia Sdn. Bhd. (Malaysia).....	MYS.....	NIA.....	MetLife Innovation Centre Pte. Ltd .....	Ownership.....	100.000	MetLife, Inc.....	..N.....	
0241	MetLife.....	00000..					MetLife Reinsurance Company of Bermuda Ltd.	BMU.....	IA.....	MetLife Global Holding Company II GmbH (Swiss)	Ownership.....	100.000	MetLife, Inc.....	..N.....	
0241	MetLife.....	00000..					MetLife Investment Management Limited (UK).....	GBR.....	NIA.....	MetLife Global Holding Company II GmbH (Swiss)	Ownership.....	100.000	MetLife, Inc.....	..N.....	
0241	MetLife.....	00000..		4255246			Metropolitan Life Societate de Administrare a unui Fond de Pensii Administrat Privat S.A. (Romania)	ROU.....	IA.....	MetLife EU Holding Company Limited (Ireland)	Ownership.....	99.984	MetLife, Inc.....	..N.....	

Q12.11

**SCHEDULE Y**

**PART 1A - DETAIL OF INSURANCE HOLDING COMPANY SYSTEM**

1	2	3	4	5	6	7	8	9	10	11	12	13	14	15	16
Group Code	Group Name	NAIC Company Code	ID Number	Federal RSSD	CIK	Name of Securities Exchange if Publicly Traded (U.S. or International)	Names of Parent, Subsidiaries or Affiliates	Domiciliary Location	Relationship to Reporting Entity	Directly Controlled by (Name of Entity/Person)	Type of Control (Ownership Board, Management, Attorney-in-Fact, Influence, Other)	If Control is Ownership Provide Percentage	Ultimate Controlling Entity(ies)/Person(s)	Is an SCA Filing Required? (Y/N)	*
0241	MetLife.....	00000...		4255246			Metropolitan Life Societate de Administrare a unui Fond de Pensii Administrat Privat S.A. (Romania)	ROU.....	IA.....	MetLife Services Sp. z o.o.....	Ownership.....	0.016	MetLife, Inc.....	N.....	
0241	MetLife.....	00000...		4249469			Closed Joint-stock Company Master-D (Russia)	RUS.....	NIA.....	ALICO European Holding Limited (Ireland).....	Ownership.....	100.000	MetLife, Inc.....	N.....	
0241	MetLife.....	00000...		4249991			Joint-Stock Company "MetLife Insurance Company" (Russia)	RUS.....	IA.....	MetLife Global Holding Company II GmbH (Swiss)	Ownership.....	49.000	MetLife, Inc.....	N.....	
0241	MetLife.....	00000...		4249991			Joint-Stock Company "MetLife Insurance Company" (Russia)	RUS.....	IA.....	Closed Joint-stock Company Master-D (Russia)	Ownership.....	51.000	MetLife, Inc.....	N.....	
0241	MetLife.....	00000...		4255198			MetLife Slovakia s.r.o.....	SVK.....	NIA.....	MetLife EU Holding Company Limited (Ireland)	Ownership.....	99.956	MetLife, Inc.....	N.....	
0241	MetLife.....	00000...		4255198			MetLife Slovakia s.r.o.....	SVK.....	NIA.....	International Technical and Advisory Services Limited (DE)	Ownership.....	0.044	MetLife, Inc.....	N.....	
0241	MetLife.....	00000...					MetLife Services Cyprus Ltd.....	CYP.....	NIA.....	MetLife EU Holding Company Limited (Ireland)	Ownership.....	100.000	MetLife, Inc.....	N.....	
0241	MetLife.....	00000...					Hellenic Alico Life Insurance Company Ltd. (Cyprus)	CYP.....	IA.....	MetLife Services Cyprus Ltd.....	Ownership.....	27.500	MetLife, Inc.....	N.....	
0241	MetLife.....	00000...		4247335			MetLife Towarzystwo Ubezpieczen na Zycie i Reasekuracji S.A.	POL.....	IA.....	MetLife EU Holding Company Limited (Ireland)	Ownership.....	100.000	MetLife, Inc.....	N.....	
0241	MetLife.....	00000...		4255264			MetLife Services Sp. z o.o.....	POL.....	NIA.....	MetLife Towarzystwo Ubezpieczen na Zycie i Reasekuracji S.A.	Ownership.....	100.000	MetLife, Inc.....	N.....	
0241	MetLife.....	00000...		4251154			MetLife Powszechnie Towarzystwo Emerytalne (Poland)	POL.....	IA.....	MetLife Towarzystwo Ubezpieczen na Zycie i Reasekuracji S.A.	Ownership.....	100.000	MetLife, Inc.....	N.....	
0241	MetLife.....	00000...	AA-9640009.	4255255			MetLife Towarzystwo Funduszy Inwestycyjnych S.A.	POL.....	NIA.....	MetLife Towarzystwo Ubezpieczen na Zycie i Reasekuracji S.A.	Ownership.....	100.000	MetLife, Inc.....	N.....	
0241	MetLife.....	00000...		4258331			Agenvita S.r.l. (Italy).....	ITA.....	IA.....	MetLife EU Holding Company Limited (Ireland)	Ownership.....	100.000	MetLife, Inc.....	N.....	
0241	MetLife.....	00000...					MetLife Services, Sociedad Limitada (Spain)....	ESP.....	NIA.....	MetLife EU Holding Company Limited (Ireland)	Ownership.....	100.000	MetLife, Inc.....	N.....	
0241	MetLife.....	00000...					MetLife Europe Insurance d.a.c.....	IRL.....	IA.....	MetLife EU Holding Company Limited (Ireland)	Ownership.....	100.000	MetLife, Inc.....	N.....	
0241	MetLife.....	00000...		4189864			MetLife Europe Services Limited (Ireland).....	IRL.....	NIA.....	MetLife EU Holding Company Limited (Ireland)	Ownership.....	100.000	MetLife, Inc.....	N.....	
0241	MetLife.....	00000...	95-3947585..	3166064			MetLife Investors Group, LLC.....	DE.....	NIA.....	MetLife, Inc.....	Ownership.....	100.000	MetLife, Inc.....	N.....	
0241	MetLife.....	00000...	43-1906210..	3373563	1130412		MetLife Investments Securities LLC (DE)	DE.....	NIA.....	MetLife Investors Group, LLC.....	Ownership.....	100.000	MetLife, Inc.....	N.....	
0241	MetLife.....	00000...	43-1906210..				MetLife Investors Distribution Company.....	MO.....	NIA.....	MetLife Investors Group, LLC.....	Ownership.....	100.000	MetLife, Inc.....	N.....	

Q12.12



Statement for June 30, 2019 of the **Metropolitan Property and Casualty Insurance Company**  
**PART 1 - LOSS EXPERIENCE**

Lines of Business	Current Year to Date			4 Prior Year to Date Direct Loss Percentage
	1 Direct Premiums Earned	2 Direct Losses Incurred	3 Direct Loss Percentage	
1. Fire.....	2,698,998	1,671,439	61.928	52.326
2. Allied lines.....	6,024,131	2,523,490	41.890	52.866
3. Farmowners multiple peril.....			0.000	
4. Homeowners multiple peril.....	332,129,503	185,398,911	55.821	71.068
5. Commercial multiple peril.....	8,756,055	8,235,242	94.052	59.500
6. Mortgage guaranty.....			0.000	
8. Ocean marine.....			0.000	
9. Inland marine.....	9,487,912	2,778,394	29.284	29.406
10. Financial guaranty.....			0.000	
11.1. Medical professional liability - occurrence.....			0.000	
11.2. Medical professional liability - claims-made.....			0.000	
12. Earthquake.....	2,983,641	91,812	3.077	0.661
13. Group accident and health.....			0.000	
14. Credit accident and health.....			0.000	
15. Other accident and health.....	21,010,685	8,839,201	42.070	30.644
16. Workers' compensation.....			0.000	
17.1. Other liability-occurrence.....	22,333,612	12,392,704	55.489	47.626
17.2. Other liability-claims made.....			0.000	
17.3. Excess workers' compensation.....			0.000	
18.1. Products liability-occurrence.....			0.000	
18.2. Products liability-claims made.....			0.000	
19.1, 19.2. Private passenger auto liability.....	186,244,979	109,240,442	58.654	59.771
19.3, 19.4. Commercial auto liability.....	10,537,713	9,288,851	88.149	77.218
21. Auto physical damage.....	157,311,844	80,082,349	50.907	54.308
22. Aircraft (all perils).....			0.000	
23. Fidelity.....			0.000	
24. Surety.....			0.000	
26. Burglary and theft.....			0.000	
27. Boiler and machinery.....			0.000	
28. Credit.....			0.000	
29. International.....			0.000	
30. Warranty.....			0.000	
31. Reinsurance-nonproportional assumed property.....	XXX	XXX	XXX	XXX
32. Reinsurance-nonproportional assumed liability.....	XXX	XXX	XXX	XXX
33. Reinsurance-nonproportional assumed financial lines.....	XXX	XXX	XXX	XXX
34. Aggregate write-ins for other lines of business.....	0	0	0.000	
35. Totals.....	759,519,073	420,542,835	55.370	62.198
<b>DETAILS OF WRITE-INS</b>				
3401.....			0.000	
3402.....			0.000	
3403.....			0.000	
3498. Sum. of remaining write-ins for Line 34 from overflow page.....	0	0	0.000	XXX
3499. Totals (Lines 3401 thru 3403 plus 3498) (Line 34).....	0	0	0.000	

**PART 2 - DIRECT PREMIUMS WRITTEN**

Lines of Business	1	2	3
	Current Quarter	Current Year to Date	Prior Year Year to Date
1. Fire.....	1,332,999	2,665,998	2,936,269
2. Allied lines.....	2,974,076	5,324,322	5,091,930
3. Farmowners multiple peril.....			
4. Homeowners multiple peril.....	181,986,168	326,237,935	318,011,699
5. Commercial multiple peril.....	6,270,500	11,176,477	7,647,539
6. Mortgage guaranty.....			
8. Ocean marine.....			
9. Inland marine.....	5,941,777	9,957,228	9,770,230
10. Financial guaranty.....			
11.1. Medical professional liability - occurrence.....			
11.2. Medical professional liability - claims made.....			
12. Earthquake.....	1,578,192	2,933,213	2,905,082
13. Group accident and health.....			
14. Credit accident and health.....			
15. Other accident and health.....	2,684,574	42,259,962	26,245,875
16. Workers' compensation.....			
17.1. Other liability-occurrence.....	12,208,096	22,939,109	21,930,163
17.2. Other liability-claims made.....			
17.3. Excess workers' compensation.....			
18.1. Products liability-occurrence.....			
18.2. Products liability-claims made.....			
19.1 19.2. Private passenger auto liability.....	99,586,465	191,425,456	189,028,308
19.3 19.4. Commercial auto liability.....	8,511,117	15,185,103	7,819,323
21. Auto physical damage.....	85,634,817	163,962,876	155,775,538
22. Aircraft (all perils).....			
23. Fidelity.....			
24. Surety.....			
26. Burglary and theft.....			
27. Boiler and machinery.....			
28. Credit.....			
29. International.....			
30. Warranty.....			
31. Reinsurance-nonproportional assumed property.....	XXX	XXX	XXX
32. Reinsurance-nonproportional assumed liability.....	XXX	XXX	XXX
33. Reinsurance-nonproportional assumed financial lines.....	XXX	XXX	XXX
34. Aggregate write-ins for other lines of business.....	0	0	0
35. Totals.....	408,708,781	794,067,679	747,161,956
<b>DETAILS OF WRITE-INS</b>			
3401.....			
3402.....			
3403.....			
3498. Sum. of remaining write-ins for Line 34 from overflow page.....	0	0	0
3499. Totals (Lines 3401 thru 3403 plus 3498) (Line 34).....	0	0	0

Statement for June 30, 2019 of the **Metropolitan Property and Casualty Insurance Company**  
**PART 3 (000 omitted)**

**LOSS AND LOSS ADJUSTMENT EXPENSE RESERVES SCHEDULE**

	1	2	3	4	5	6	7	8	9	10	11	12	13
Years in Which Losses Occurred	Prior Year-End Known Case Loss and LAE Reserves	Prior Year-End IBNR Loss and LAE Reserves	Total Prior Year-End Loss and LAE Reserves (Cols. 1 + 2)	2019 Loss and LAE Payments on Claims Reported as of Prior Year-End	2019 Loss and LAE Payments on Claims Unreported as of Prior Year-End	Total 2019 Loss and LAE Payments (Cols. 4 + 5)	Q.S. Date Known Case Loss and LAE Reserves on Claims Reported and Open as of Prior Year-End	Q.S. Date Known Case Loss and LAE Reserves on Claims Reported or Reopened Subsequent to Prior Year-End	Q.S. Date IBNR Loss and LAE Reserves	Total Q.S. Loss and LAE Reserves (Cols. 7 + 8 + 9)	Prior Year-End Known Case Loss and LAE Reserves Developed (Savings)/Deficiency (Cols. 4 + 7 minus Col. 1)	Prior Year-End IBNR Loss and LAE Reserves Developed (Savings)/Deficiency (Cols. 5 + 8 + 9 minus Col. 2)	Prior Year-End Total Loss and LAE Reserve Developed (Savings)/Deficiency (Cols. 11 + 12)
1. 2016 + Prior.....	357,408	33,422	390,830	101,989	2,252	104,241	259,241	4,689	22,410	286,341	3,822	(4,071)	(249)
2. 2017.....	296,425	33,001	329,426	90,158	5,562	95,719	205,531	13,249	9,140	227,920	(736)	(5,050)	(5,787)
3. Subtotals 2017 + Prior.....	653,833	66,422	720,256	192,147	7,813	199,960	464,772	17,938	31,551	514,261	3,086	(9,121)	(6,035)
4. 2018.....	665,848	128,814	794,662	241,856	79,089	320,945	332,383	63,431	70,471	466,285	(91,609)	84,177	(7,432)
5. Subtotals 2018 + Prior.....	1,319,682	195,236	1,514,918	434,003	86,902	520,905	797,155	81,368	102,022	980,546	(88,523)	75,056	(13,467)
6. 2019.....	XXX	XXX	XXX	XXX	705,892	705,892	XXX	415,329	133,433	548,762	XXX	XXX	XXX
7. Totals.....	1,319,682	195,236	1,514,918	434,003	792,794	1,226,797	797,155	496,698	235,455	1,529,308	(88,523)	75,056	(13,467)
8. Prior Year-End's Surplus As Regards Policyholders	2,322,042										Col. 11, Line 7 As % of Col. 1, Line 7	Col. 12, Line 7 As % of Col. 2, Line 7	Col. 13, Line 7 As % of Col. 3, Line 7
											1. ....(6.7)%	2. ....38.4 %	3. ....(0.9)%
													Col. 13, Line 7 Line 8
													4. ....(0.6)%

Q14

Statement for June 30, 2019 of the **Metropolitan Property and Casualty Insurance Company**  
**SUPPLEMENTAL EXHIBITS AND SCHEDULES INTERROGATORIES**

The following supplemental reports are required to be filed as part of your statement filing. However, in the event that your company does not transact the type of business for which the special report must be filed, your response of NO to the specific interrogatory will be accepted in lieu of filing a "NONE" report and a bar code will be printed below. If the supplement is required of your company but is not being filed for whatever reason, enter SEE EXPLANATION and provide an explanation following the interrogatory questions.

	<b>Response</b>
1. Will the Trusteed Surplus Statement be filed with the state of domicile and the NAIC with this statement?	_____ NO
2. Will Supplement A to Schedule T (Medical Professional Liability Supplement) be filed with this statement?	_____ NO
3. Will the Medicare Part D Coverage Supplement be filed with the state of domicile and the NAIC with this statement?	_____ NO
4. Will the Director and Officer Insurance Coverage Supplement be filed with the state of domicile and the NAIC with this statement?	_____ NO

**Explanation:**

1. The data for this supplement is not required to be filed.
2. The data for this supplement is not required to be filed.
3. The data for this supplement is not required to be filed.
4. The data for this supplement is not required to be filed.

**Bar Code:**



Statement for June 30, 2019 of the **Metropolitan Property and Casualty Insurance Company**  
**Overflow Page for Write-Ins**

**Additional Write-ins for Statement of Income:**

	1 Current Year to Date	2 Prior Year to Date	3 Prior Year Ended December 31
1404. Miscellaneous.....		(164,042)	(154,180)
1497. Summary of remaining write-ins for Line 14.....	0	(164,042)	(154,180)

Statement for June 30, 2019 of the **Metropolitan Property and Casualty Insurance Company**  
**SCHEDULE A - VERIFICATION**

Real Estate

	1 Year to Date	2 Prior Year Ended December 31
1. Book/adjusted carrying value, December 31 of prior year.....	15,419	8,938,046
2. Cost of acquired:		
2.1 Actual cost at time of acquisition.....		
2.2 Additional investment made after acquisition.....	233	20,322
3. Current year change in encumbrances.....		
4. Total gain (loss) on disposals.....	806,042	(5,292)
5. Deduct amounts received on disposals.....	819,000	8,839,858
6. Total foreign exchange change in book/adjusted carrying value.....		
7. Deduct current year's other-than-temporary impairment recognized.....		
8. Deduct current year's depreciation.....	2,694	97,799
9. Book/adjusted carrying value at end of current period (Lines 1+2+3+4-5+6-7-8).....	(0)	15,419
10. Deduct total nonadmitted amounts.....		
11. Statement value at end of current period (Line 9 minus Line 10).....	(0)	15,419

**SCHEDULE B - VERIFICATION**

Mortgage Loans

	1 Year to Date	2 Prior Year Ended December 31
1. Book value/recorded investment excluding accrued interest, December 31 of prior year.....	293,616,872	41,269,384
2. Cost of acquired:		
2.1 Actual cost at time of acquisition.....	39,307,617	252,895,095
2.2 Additional investment made after acquisition.....	287,377	250,965
3. Capitalized deferred interest and other.....		
4. Accrual of discount.....	66,280	67,558
5. Unrealized valuation increase (decrease).....		
6. Total gain (loss) on disposals.....		
7. Deduct amounts received on disposals.....	4,866,454	866,063
8. Deduct amortization of premium and mortgage interest points and commitment fees.....		67
9. Total foreign exchange change in book value/recorded investment excluding accrued interest.....		
10. Deduct current year's other-than-temporary impairment recognized.....		
11. Book value/recorded investment excluding accrued interest at end of current period (Lines 1+2+3+4+5+6-7-8+9-10).....	328,411,692	293,616,872
12. Total valuation allowance.....		
13. Subtotal (Line 11 plus Line 12).....	328,411,692	293,616,872
14. Deduct total nonadmitted amounts.....		
15. Statement value at end of current period (Line 13 minus Line 14).....	328,411,692	293,616,872

**SCHEDULE BA - VERIFICATION**

Other Long-Term Invested Assets

	1 Year to Date	2 Prior Year Ended December 31
1. Book/adjusted carrying value, December 31 of prior year.....	257,851,718	176,991,488
2. Cost of acquired:		
2.1 Actual cost at time of acquisition.....	4,475,530	36,718,410
2.2 Additional investment made after acquisition.....	24,044,023	73,234,687
3. Capitalized deferred interest and other.....		
4. Accrual of discount.....		
5. Unrealized valuation increase (decrease).....	16,591,381	4,654,354
6. Total gain (loss) on disposals.....		1,603,291
7. Deduct amounts received on disposals.....	31,144,518	35,137,671
8. Deduct amortization of premium and depreciation.....		
9. Total foreign exchange change in book/adjusted carrying value.....	(336,540)	(212,841)
10. Deduct current year's other-than-temporary impairment recognized.....		
11. Book/adjusted carrying value at end of current period (Lines 1+2+3+4+5+6-7-8+9-10).....	271,481,594	257,851,718
12. Deduct total nonadmitted amounts.....		
13. Statement value at end of current period (Line 11 minus Line 12).....	271,481,594	257,851,718

**SCHEDULE D - VERIFICATION**

Bonds and Stocks

	1 Year to Date	2 Prior Year Ended December 31
1. Book/adjusted carrying value of bonds and stocks, December 31 of prior year.....	4,462,424,904	4,197,134,664
2. Cost of bonds and stocks acquired.....	1,746,128,704	1,960,341,261
3. Accrual of discount.....	3,093,263	6,733,609
4. Unrealized valuation increase (decrease).....	38,305,150	(35,406,012)
5. Total gain (loss) on disposals.....	(4,115,046)	(12,976,305)
6. Deduct consideration for bonds and stocks disposed of.....	1,661,417,554	1,638,670,106
7. Deduct amortization of premium.....	9,106,940	11,022,958
8. Total foreign exchange change in book/adjusted carrying value.....	354,807	(4,248,700)
9. Deduct current year's other-than-temporary impairment recognized.....		
10. Total investment income recognized as a result of prepayment penalties and/or acceleration fees.....	120,984	539,450
11. Book/adjusted carrying value at end of current period (Lines 1+2+3+4+5-6-7+8-9+10).....	4,575,788,272	4,462,424,904
12. Deduct total nonadmitted amounts.....	963,428	1,034,344
13. Statement value at end of current period (Line 11 minus Line 12).....	4,574,824,844	4,461,390,560

**SCHEDULE D - PART 1B**

Showing the Acquisitions, Dispositions and Non-Trading Activity  
During the Current Quarter for all Bonds and Preferred Stock by NAIC Designation

NAIC Designation	1 Book/Adjusted Carrying Value Beginning of Current Quarter	2 Acquisitions During Current Quarter	3 Dispositions During Current Quarter	4 Non-Trading Activity During Current Quarter	5 Book/Adjusted Carrying Value End of First Quarter	6 Book/Adjusted Carrying Value End of Second Quarter	7 Book/Adjusted Carrying Value End of Third Quarter	8 Book/Adjusted Carrying Value December 31 Prior Year
<b>BONDS</b>								
1. NAIC 1 (a).....	2,406,380,446	947,822,013	874,096,131	(10,695,660)	2,406,380,446	2,469,410,668		2,450,610,256
2. NAIC 2 (a).....	805,330,842	65,898,785	26,488,365	11,287,117	805,330,842	856,028,379		775,373,589
3. NAIC 3 (a).....	209,103,827	8,646,551	13,478,481	(934,440)	209,103,827	203,337,457		164,770,591
4. NAIC 4 (a).....	75,115,262	9,905,268	14,796,619	1,772,376	75,115,262	71,996,287		84,855,027
5. NAIC 5 (a).....	8,748,055	422,776	898,446	(435,785)	8,748,055	7,836,600		9,152,178
6. NAIC 6 (a).....						0		
7. Total Bonds.....	3,504,678,432	1,032,695,393	929,758,042	993,608	3,504,678,432	3,608,609,391	0	3,484,761,641
<b>PREFERRED STOCK</b>								
8. NAIC 1.....	5,900,000				5,900,000	5,900,000		5,900,000
9. NAIC 2.....	40,689,000			1,066,540	40,689,000	41,755,540		38,941,400
10. NAIC 3.....						0		
11. NAIC 4.....						0		
12. NAIC 5.....						0		
13. NAIC 6.....						0		
14. Total Preferred Stock.....	46,589,000	0	0	1,066,540	46,589,000	47,655,540	0	44,841,400
15. Total Bonds and Preferred Stock.....	3,551,267,432	1,032,695,393	929,758,042	2,060,148	3,551,267,432	3,656,264,931	0	3,529,603,041

QS102

(a) Book/Adjusted Carrying Value column for the end of the current reporting period includes the following amount of short-term and cash equivalent bonds by NAIC designation:  
NAIC 1 \$.....88,189,357; NAIC 2 \$.....0; NAIC 3 \$.....0; NAIC 4 \$.....609,792; NAIC 5 \$.....439,939; NAIC 6 \$.....0.

Statement for June 30, 2019 of the **Metropolitan Property and Casualty Insurance Company**  
**SCHEDULE DA - PART 1**

Short-Term Investments

	1 Book/Adjusted Carrying Value	2 Par Value	3 Actual Cost	4 Interest Collected Year To Date	5 Paid for Accrued Interest Year To Date
9199999.....	10,979,140	XXX.....	10,882,415	112,460	4,558

**SCHEDULE DA - VERIFICATION**

Short-Term Investments

	1 Year To Date	2 Prior Year Ended December 31
1. Book/adjusted carrying value, December 31 of prior year.....	10,000,000	2,499,857
2. Cost of short-term investments acquired.....	10,886,895	37,890,207
3. Accrual of discount.....	96,794	13,157
4. Unrealized valuation increase (decrease).....		
5. Total gain (loss) on disposals.....		(2,606)
6. Deduct consideration received on disposals.....	10,004,549	30,400,615
7. Deduct amortization of premium.....		
8. Total foreign exchange change in book/adjusted carrying value.....		
9. Deduct current year's other-than-temporary impairment recognized.....		
10. Book/adjusted carrying value at end of current period (Lines 1+2+3+4+5-6-7+8-9).....	10,979,140	10,000,000
11. Deduct total nonadmitted amounts.....		
12. Statement value at end of current period (Line 10 minus Line 11).....	10,979,140	10,000,000

**SCHEDULE DB - PART A - VERIFICATION**

Options, Caps, Floors, Collars, Swaps and Forwards

1. Book/adjusted carrying value, December 31, prior year (Line 9, prior year).....	5,004,884
2. Cost paid/(consideration received) on additions.....	
3. Unrealized valuation increase/(decrease).....	419,654
4. Total gain (loss) on termination recognized.....	233,047
5. Considerations received/(paid) on terminations.....	233,047
6. Amortization.....	
7. Adjustment to the book/adjusted carrying value of hedge item.....	
8. Total foreign exchange change in book/adjusted carrying value.....	(397,642)
9. Book/adjusted carrying value at end of current period (Lines 1 + 2 + 3 + 4 - 5 + 6 + 7 + 8).....	5,026,896
10. Deduct nonadmitted assets.....	
11. Statement value at end of current period (Line 9 minus Line 10).....	5,026,896

**SCHEDULE DB - PART B - VERIFICATION**

Futures Contracts

1. Book/adjusted carrying value, December 31, prior year (Line 6, prior year).....	
2. Cumulative cash change (Section 1, Broker Name/Net Cash Deposits Footnote - Cumulative Cash Change column).....	
3.1 Add:	
Change in variation margin on open contracts - Highly Effective Hedges:	
3.11 Section 1, Column 15, current year to date minus.....	
3.12 Section 1, Column 15, prior year.....	0
Change in variation margin on open contracts - All Other:	
3.13 Section 1, Column 18, current year to date minus.....	
3.14 Section 1, Column 18, prior year.....	0
3.2 Add:	
Change in adjustment to basis of hedged item:	
3.21 Section 1, Column 17, current year to date minus.....	
3.22 Section 1, Column 17, prior year.....	0
Change in amount recognized:	
3.23 Section 1, Column 19, current year to date minus.....	
3.24 Section 1, Column 19, prior year.....	0
3.3 Subtotal (Line 3.1 minus Line 3.2).....	0
4.1 Cumulative variation margin on terminated contracts during the year.....	
4.2 Less:	
4.21 Amount used to adjust basis of hedged item.....	
4.22 Amount recognized.....	0
4.3 Subtotal (Line 4.1 minus Line 4.2).....	0
5. Dispositions gains (losses) on contracts terminated in prior year:	
5.1 Total gain (loss) recognized for terminations in prior year.....	
5.2 Total gain (loss) adjusted into the hedged item(s) for the terminations in prior year.....	
6. Book/adjusted carrying value at end of current period (Lines 1 + 2 + 3.3 - 4.3 - 5.1 - 5.2).....	0
7. Deduct nonadmitted assets.....	
8. Statement value at end of current period (Line 6 minus Line 7).....	0

NONE



**Sch. DB - Pt. C - Sn. 1**  
**NONE**

**Sch. DB - Pt. C - Sn. 2**  
**NONE**

Statement for June 30, 2019 of the **Metropolitan Property and Casualty Insurance Company**  
**SCHEDULE DB - VERIFICATION**

Verification of Book/Adjusted Carrying Value, Fair Value and Potential Exposure of all Open Derivative Contracts

	Book/Adjusted Carrying Value Check
1. Part A, Section 1, Column 14.....	5,026,896
2. Part B, Section 1, Column 15 plus Part B, Section 1 Footnote - Total Ending Cash Balance.....	_____
3. Total (Line 1 plus Line 2).....	<u>5,026,896</u>
4. Part D, Section 1, Column 5.....	5,391,461
5. Part D, Section 1, Column 6.....	(364,565)
6. Total (Line 3 minus Line 4 minus Line 5).....	<u>0</u>
	Fair Value Check
7. Part A, Section 1, Column 16.....	5,509,058
8. Part B, Section 1, Column 13.....	_____
9. Total (Line 7 plus Line 8).....	<u>5,509,058</u>
10. Part D, Section 1, Column 8.....	6,082,155
11. Part D, Section 1, Column 9.....	(573,097)
12. Total (Line 9 minus Line 10 minus Line 11).....	<u>0</u>
	Potential Exposure Check
13. Part A, Section 1, Column 21.....	1,193,271
14. Part B, Section 1, Column 20.....	_____
15. Part D, Section 1, Column 11.....	1,193,271
16. Total (Line 13 plus Line 14 minus Line 15).....	<u>0</u>

Statement for June 30, 2019 of the **Metropolitan Property and Casualty Insurance Company**  
**SCHEDULE E - PART 2 - VERIFICATION**

Cash Equivalents

	1 Year To Date	2 Prior Year Ended December 31
1. Book/adjusted carrying value, December 31 of prior year.....	47,447,515	39,289,743
2. Cost of cash equivalents acquired.....	1,041,302,389	3,120,173,362
3. Accrual of discount.....	975,510	1,414,095
4. Unrealized valuation increase (decrease).....		
5. Total gain (loss) on disposals.....	18,558	(15,119)
6. Deduct consideration received on disposals.....	1,011,484,025	3,113,414,566
7. Deduct amortization of premium.....		
8. Total foreign exchange change in book/ adjusted carrying value.....		
9. Deduct current year's other-than-temporary impairment recognized.....		
10. Book/adjusted carrying value at end of current period (Lines 1+2+3+4+5-6-7+8-9).....	78,259,947	47,447,515
11. Deduct total nonadmitted amounts.....		
12. Statement value at end of current period (Line 10 minus Line 11).....	78,259,947	47,447,515

Statement for June 30, 2019 of the **Metropolitan Property and Casualty Insurance Company**  
**SCHEDULE A - PART 2**

Showing all Real Estate ACQUIRED AND ADDITIONS MADE During the Current Quarter

1 Description of Property	Location		4 Date Acquired	5 Name of Vendor	6 Actual Cost at Time of Acquisition	7 Amount of Encumbrances	8 Book/Adjusted Carrying Value Less Encumbrances	9 Additional Investment Made After Acquisition
	2 City	3 State						
<b>Acquired by Purchase</b>								
Unite 12 River Farms Condominium.....	West Warwick.....	RI.....	10/20/1989....					.233
0199999. Totals.....					0	0	0	.233
0399999. Totals.....					0	0	0	.233

QE01

**SCHEDULE A - PART 3**

Showing all Real Estate DISPOSED During the Quarter, Including Payments During the Final Year on "Sales Under Contract "

1 Description of Property	Location		4 Disposal Date	5 Name of Purchaser	6 Actual Cost	7 Expended for Additions, Permanent Improvements and Changes in Encumbrances	8 Book/Adjusted Carrying Value Less Encumbrances Prior Year	Change in Book/Adjusted Carrying Value Less Encumbrances					14 Book/Adjusted Carrying Value Less Encumbrances on Disposal	15 Amounts Received During Year	16 Foreign Exchange Gain (Loss) on Disposal	17 Realized Gain (Loss) on Disposal	18 Total Gain (Loss) on Disposal	19 Gross Income Earned Less Interest Incurred on Encumbrances	20 Taxes, Repairs, and Expenses Incurred
	2 City	3 State						9 Current Year's Depreciation	10 Current Year's Other-Than-Temporary Impairment Recognized	11 Current Year's Change in Encumbrances	12 Total Change in B./A.C.V. (11 - 9 - 10)	13 Total Foreign Exchange Change in B./A.C.V.							
Units 4, 6, 8 and 10 River Farms Condominium	West Warwick .....	RI.....	06/30/2019	various.....	289,232		15,112	2,154			(2,154)		12,958	819,000		806,042	806,042		35,071
0199999. Totals.....					289,232	0	15,112	2,154	0	0	(2,154)	0	12,958	819,000	0	806,042	806,042	0	35,071
0399999. Totals.....					289,232	0	15,112	2,154	0	0	(2,154)	0	12,958	819,000	0	806,042	806,042	0	35,071

**SCHEDULE B - PART 2**

Showing all Mortgage Loans ACQUIRED AND ADDITIONS MADE During the Current Quarter

1 Loan Number	Location		4 Loan Type	5 Date Acquired	6 Rate of Interest	7 Actual Cost at Time of Acquisition	8 Additional Investment Made After Acquisition	9 Value of Land and Buildings
	2 City	3 State						
<b>Mortgages in Good Standing - Farm Mortgages</b>								
0000200061	Colusa	CA		04/03/2019	4.720	2,496,000	-	4,100,000
0000200075	Vanderburgh	IN		04/11/2019	5.250	997,800	-	2,754,700
0000200085	Madera	CA		06/13/2019	4.900	3,292,245	-	7,260,007
0000200131	Lincoln	NE		05/09/2019	4.650	1,000,000	-	2,195,968
0000200136	Dodge	NE		04/15/2019	4.400	1,989,500	-	3,828,180
0000200152	Napa	CA		06/21/2019	4.950	442,270	-	8,994,345
0000200190	Thomas	KS		06/04/2019	4.600	2,250,000	-	4,684,450
0000200260	Brown	IL		06/14/2019	4.200	809,393	-	1,344,320
0000200284	Crawford	IA		06/27/2019	4.850	2,953,000	-	5,246,870
SLA	Summary line Adj						(175)	
0199999	Total - Mortgages in Good Standing - Farm Mortgages			XXX	XXX	16,230,208	(175)	40,408,840
<b>Mortgages in Good Standing - Commercial Mortgages - All Other</b>								
0000703024	WASHINGTON	DC		02/08/2018	5.940	-	45,450	8,303,366
0000703085	ATLANTA	GA		08/15/2018	4.090	-	58,654	6,886,361
0000703113	WASHINGTON	DC		10/23/2018	4.240	-	23,225	10,995,519
0000703171	HOUSTON	TX		05/29/2019	4.180	5,000,000	-	7,992,328
0000703176	CAMBRIDGE	MA		06/18/2019	3.880	1,617,452	-	2,899,023
0599999	Total - Mortgages in Good Standing - Commercial Mortgages - All Other			XXX	XXX	6,617,452	127,329	37,076,597
0899999	Total - Mortgages in Good Standing			XXX	XXX	22,847,660	127,154	77,485,437
3399999	Total Mortgages			XXX	XXX	22,847,660	127,154	77,485,437

QE02

**SCHEDULE B - PART 3**

Showing all Mortgage Loans DISPOSED, Transferred or Repaid During the Current Quarter

1 Loan Number	Location		4 Loan Type	5 Date Acquired	6 Disposal Date	7 Book Value/Recorded Investment Excluding Accrued Interest Prior Year	Change in Book Value/Recorded Investment					14 Book Value / Recorded Investment Excluding Accrued Interest on Disposal	15 Consideration	16 Foreign Exchange Gain (Loss) on Disposal	17 Realized Gain (Loss) on Disposal	18 Total Gain (Loss) on Disposal	
	2 City	3 State					8 Unrealized Valuation Increase (Decrease)	9 Current Year's (Amortization) / Accretion	10 Current Year's Other-Than-Temporary Impairment Recognized	11 Capitalized Deferred Interest and Other	12 Total Change in Book Value (8 + 9 - 10 + 11)						13 Total Foreign Exchange Change in Book Value
<b>Mortgages Closed by Repayment</b>																	
0000199416	Crawford	IA		04/05/2018	06/27/2019	2,470,318	-	682	-	-	682	-	2,471,000	2,471,000	-	-	0
0000199454	Dodge	NE		07/02/2018	04/15/2019	978,700	-	1,301	-	-	1,301	-	963,546	963,546	-	-	0
0199999	Total - Mortgages Closed by Repayment					3,449,018	0	1,983	0	0	1,983	0	3,434,546	3,434,546	0	0	0
<b>Mortgages With Partial Repayments</b>																	
Scheduled Repayments																	
0299999	Total - Mortgages With Partial Repayments					0	0	0	0	0	0	0	561,981	561,981	0	0	0
0599999	Total Mortgages					3,449,018	0	1,983	0	0	1,983	0	3,996,527	3,996,527	0	0	0



Statement for June 30, 2019 of the **Metropolitan Property and Casualty Insurance Company**  
**SCHEDULE BA - PART 2**

Showing Other Long-Term Invested Assets ACQUIRED AND ADDITIONS MADE During the Current Quarter

1 CUSIP Identification	2 Name or Description	3 Location		5 Name of Vendor or General Partner	6 NAIC Designation and Administrative Symbol/Market Indicator	7 Date Originally Acquired	8 Type and Strategy	9 Actual Cost at Time of Acquisition	10 Additional Investment Made after Acquisition	11 Amount of Encumbrances	12 Commitment for Additional Investment	13 Percentage of Ownership
		City	State									
	Arlington Capital Partners V, L.P.	Chevy Chase	MD	Arlington		04/29/2019	3				3,500,000	0.280
	Arsenal Capital Partners V LP	New York	NY	Arsenal		04/01/2019	3				1,500,000	0.070
	Bond Capital Fund I, LP	San Francisco	CA	Bond Capital		04/15/2019	1	37,500			712,500	0.050
	Clearlake Opportunities Partners II, L.P.	Los Angeles	CA	Clearlake Capital		05/31/2019					1,750,000	0.180
	Inflexion Enterprise Fund V	London	GBR	Inflexion		04/04/2019	3	1,000			444,432	0.090
	Inflexion Supplemental Fund V	London	GBR	Inflexion		04/04/2019	3	4,729			2,858,824	0.120
	Medicxi III LP	London	GBR	Medicxi		04/09/2019	1				1,423,500	0.570
	New Enterprise Associates 17, L.P.	Menlo Park	CA	New Enterprise Associates		05/20/2019	1				1,000,000	0.100
	Permira VII L.P.1	London	GBR	Permira		05/03/2019	3				2,733,120	0.100
	Whitehorse Liquidity Partners Fund III LP	Toronto	CAN	Whitehorse		05/31/2019	3				4,000,000	0.200
1599999. Total - Joint Venture or Partnership Interests That Have Underlying Characteristics of Common Stocks - Unaffiliated								3,128,673	11,877,125	0	112,878,770	XXX
<b>Joint Venture or Partnership Interests That Have Underlying Characteristics of Real Estate - Affiliated</b>												
	p001437 MetLife Core Property Fund, LP - MPC	Whippany	NJ	MetLife Core Property Fund GP LLC		04/02/2018			526,476			1.680
1899999. Total - Joint Venture or Partnership Interests That Have Underlying Characteristics of Real Estate - Affiliated								0	526,476	0	0	XXX
4499999. Subtotal - Unaffiliated								3,128,673	11,877,125	0	112,878,770	XXX
4599999. Subtotal - Affiliated								0	526,476	0	0	XXX
4699999. Totals								3,128,673	12,403,601	0	112,878,770	XXX

QE03.1

**SCHEDULE BA - PART 3**

Showing Other Long-Term Invested Assets DISPOSED, Transferred or Repaid During the Current Quarter

1 CUSIP Identification	2 Name or Description	3 Location		5 Name of Purchaser or Nature of Disposal	6 Date Originally Acquired	7 Disposal Date	8 Book/Adjusted Carrying Value Less Encumbrances, Prior Year	9-14 Changes in Book/Adjusted Carrying Value						15 Book/Adjusted Carrying Value Less Encumbrances on Disposal	16 Consideration	17 Foreign Exchange Gain (Loss) on Disposal	18 Realized Gain (Loss) on Disposal	19 Total Gain (Loss) on Disposal	20 Investment Income		
		City	State					9 Unrealized Valuation Increase (Decrease)	10 Current Year's (Depreciation) or (Amortization) / Accretion	11 Current Year's Other-Than-Temporary Impairment Recognized	12 Capitalized Deferred Interest and Other	13 Total Change in B./A.C.V. (9+10-11+12)	14 Total Foreign Exchange Change in B./A.C.V.								
	Wayzata Opportunities Fund III, L.P.	Wayzata	MN	Normal Distributions and/or adjustments	09/11/2012	06/30/2019	30,763					0		30,763	30,763			0			
	Carlyle Partners VI, L.P.	Washington	DC	Normal Distributions and/or adjustments	02/19/2013	06/30/2019	22,199					0		22,199	22,199			0			
	EnCap Energy Capital IX	Houston	TX	Normal Distributions and/or adjustments	01/04/2013	06/30/2019	48,982					0		48,982	48,982			0			
	Blue Sea Capital Fund I LP	Palm Beach	FL	Normal Distributions and/or adjustments	10/18/2013	06/30/2019	(17,312)					0		(17,312)	(17,312)			0			
	American Securities Partners VII, L.P.	New York	NY	Normal Distributions and/or adjustments	12/10/2014	06/30/2019	8,700					0		8,700	8,700			0			
	Cortec Group Fund VI, L.P.	New York	NY	Normal Distributions and/or adjustments	04/27/2015	06/30/2019	47,334					0		47,334	47,334			0			
	Senator Global Opportunity Fund LP	New York	NY	Normal Distributions and/or adjustments	03/02/2015	06/30/2019	1,654,765					0		1,654,765	1,654,765			0			
	Turiya Fund LP	Hong Kong	CHN	Liquidated	02/25/2014	04/22/2019	174,931	1,135,704				1,135,704		1,310,635	1,310,635			0	(1,135,704)		
	Francisco Partners V, L.P.	San Francisco	CA	Normal Distributions and/or adjustments	09/29/2017	06/30/2019	(70,000)					0		(70,000)	(70,000)			0			
	Gryphon Partners V, L.P.	San Francisco	CA	Normal Distributions and/or adjustments	12/20/2017	06/30/2019	(3,573)					0		(3,573)	(3,573)			0			
	Patria - Private Equity Fund VI, L.P.	Sao Paulo	BRA	Normal Distributions and/or adjustments	12/18/2017	06/30/2019	(12,495)					0		(12,495)	(12,495)			0			
	BE VI LP	London	GBR	Normal Distributions and/or adjustments	01/26/2018	06/30/2019	(315,021)					0		(315,021)	(315,021)			0			
	The Resolute Fund IV, L.P.	New York	NY	Normal Distributions and/or adjustments	03/16/2018	06/30/2019	232,426					0		232,426	232,426			0			
	Inflexion Buyout Fund V Limited Partnership	London	GBR	Normal Distributions and/or adjustments	04/09/2018	06/30/2019	4,840					0		4,840	4,840			0			
1599999. Total - Joint Venture or Partnership Interests That Have Underlying Characteristics of Common Stocks - Unaffiliated								1,806,539	1,135,704	0	0	0	1,135,704	0	2,942,243	2,942,243	0	0	0	(1,135,704)	
<b>Joint Venture or Partnership Interests That Have Underlying Characteristics of Real Estate - Affiliated</b>																					
	p001806 MMP Owners LLC	Whippany	NJ	Normal Distributions and/or adjustments	10/29/2018	06/30/2019	25,400					0		25,400	25,400			0			
1899999. Total - Joint Venture or Partnership Interests That Have Underlying Characteristics of Real Estate - Affiliated								25,400	0	0	0	0	0	25,400	25,400	0	0	0	0	0	
4499999. Subtotal - Unaffiliated								1,806,539	1,135,704	0	0	0	1,135,704	0	2,942,243	2,942,243	0	0	0	(1,135,704)	
4599999. Subtotal - Affiliated								25,400	0	0	0	0	0	25,400	25,400	0	0	0	0	0	0
4699999. Totals								1,831,939	1,135,704	0	0	0	1,135,704	0	2,967,643	2,967,643	0	0	0	(1,135,704)	





Statement for June 30, 2019 of the Metropolitan Property and Casualty Insurance Company

**SCHEDULE D - PART 3**

Showing all Long-Term Bonds and Stocks ACQUIRED During Current Quarter

1	2		3	4	5	6	7	8	9	10
CUSIP Identification	Description		Foreign	Date Acquired	Name of Vendor	Number of Shares of Stock	Actual Cost	Par Value	Paid for Accrued Interest and Dividends	NAIC Designation and Administrative Symbol/Market Indicator (a)
56585A	AZ	5		05/22/2019	Tax Free Exchange		35,000	35,000	267	2FE
59284M	AD	6	D	06/10/2019	BARCLAYS BANK PLC		243,438	250,000	5,042	2FE
61764G	AG	7		06/05/2019	BANK OF AMERICA N.A.		2,148,921	2,147,578	1,074	1FE
68620Y	B*	2	D	05/15/2019	BANK OF AMERICA N.A.		2,600,000	2,600,000		2Z
69370N	AA	4	D	06/21/2019	HSBC SECURITIES		313,875	300,000	2,240	2FE
70137T	AP	0	A	06/26/2019	JP MORGAN SECURITIES LTD LDN		4,080,163	4,070,000		4FE
743756	AC	2		05/21/2019	BANK OF AMERICA N.A.		3,555,794	3,653,000	19,755	1FE
743756	AE	8		05/21/2019	JP MORGAN SECURITIES LTD LDN		5,022,750	5,000,000	28,383	1FE
833636	AH	6	D	05/02/2019	BANK OF AMERICA N.A.		999,840	1,000,000		2FE
86359B	MW	8		06/06/2019	BANK OF AMERICA N.A.		500,084	503,546	496	1FM
G0369@	AK	2	D	04/29/2019	STONECASTLE SECURITIES LLC		7,148,848	7,100,000	147,112	2FE
G3424*	AA	3	D	05/13/2019	BANK OF AMERICA N.A.		3,000,000	3,000,000		2Z
G3424*	AB	1	D	05/13/2019	BANK OF AMERICA N.A.		1,100,000	1,100,000		2Z
G7612#	AA	2	B	06/28/2019	DIRECT		733,054	733,054		2FE
P4001#	AA	8		05/31/2019	JP MORGAN SECURITIES LTD LDN		200,000	200,000		2FE
3899999	Total - Bonds - Industrial and Miscellaneous						78,263,385	78,085,837	288,294	XXX
<b>Bonds - Bank Loans</b>										
000000	00	0		05/23/2019	DIRECT		35,000	35,000		3FE
000000	00	0		06/21/2019	Tax Free Exchange		5,473,574	5,473,574		2FE
000000	00	0		06/20/2019	DIRECT		790,825	790,825		4FE
000000	00	0		05/06/2019	DIRECT		990,000	1,000,000		3FE
000000	00	0		06/27/2019	DIRECT		682,500	700,000		4FE
00164D	AQ	6		05/08/2019	DIRECT		1,990,000	2,000,000		3FE
20337E	AQ	4		04/10/2019	DIRECT		1,485,000	1,500,000		3FE
44043V	AL	2		05/22/2019	Tax Free Exchange		2,402,204	2,401,203		3FE
45672J	AK	6		04/24/2019	DIRECT		958,022	982,587		3FE
84130C	A*	1		04/01/2019	Interest Capitalization		35,805	35,805		5FE
85236H	AB	5		06/28/2019	Various		3,985,276	3,985,276		2
86333D	AB	4		04/02/2019	DIRECT		1,873,611	1,873,611		4
89609U	AE	1		02/26/2019	Tax Free Exchange		1,869,281	1,962,500		4FE
92854*	AA	2		06/28/2019	DIRECT		1,871,978	1,871,978		2Z
8299999	Total - Bonds - Bank Loans						24,443,076	24,612,359	0	XXX
8399997	Total - Bonds - Part 3						440,990,828	436,003,853	1,096,341	XXX
8399999	Total - Bonds						440,990,828	436,003,853	1,096,341	XXX
<b>Common Stocks - Industrial and Miscellaneous</b>										
03272L	10	8		05/28/2019	PARTNERSHIP DISTRIBUTION		75,000	3,290		XXX
22266L	10	6		04/29/2019	PARTNERSHIP DISTRIBUTION		21,000	2,155		XXX
29250N	10	5	A	06/21/2019	CITIGROUP GLOBAL MARKETS INC/		19,410,000	676,616		XXX
31338#	11	2		04/08/2019	ISSUING COMPANY		3,569,000	356,900		XXX
682680	10	3		05/17/2019	ISSUING COMPANY		553,670	37,231		XXX
87612G	10	1		04/03/2019	CITIGROUP GLOBAL MARKETS INC/		5,461,000	223,917		XXX
9099999	Total - Common Stocks - Industrial and Miscellaneous						1,300,109	XXX	0	XXX
9799997	Total - Common Stocks - Part 3						1,300,109	XXX	0	XXX
9799999	Total - Common Stocks						1,300,109	XXX	0	XXX
9899999	Total - Preferred and Common Stocks						1,300,109	XXX	0	XXX
9999999	Total - Bonds, Preferred and Common Stocks						442,290,937	XXX	1,096,341	XXX

QE04.1

(a) For all common stock bearing NAIC market indicator "U" provide the number of such issues:.....0.

Statement for June 30, 2019 of the **Metropolitan Property and Casualty Insurance Company**  
**SCHEDULE D - PART 4**

Showing all Long-Term Bonds and Stocks SOLD, REDEEMED or Otherwise DISPOSED OF During Current Quarter

1	2	3	4	5	6	7	8	9	10	Change in Book/Adjusted Carrying Value					16	17	18	19	20	21	22	
										11	12	13	14	15								
CUSIP Identification	Description	For ei g n	Disposal Date	Name of Purchaser	Number of Shares of Stock	Consideration	Par Value	Actual Cost	Prior Year Book/Adjusted Carrying Value	Unrealized Valuation Increase (Decrease)	Current Year's (Amortization) / Accretion	Current Year's Other-Than- Temporary Impairment Recognized	Total Change in B./A.C.V. (11+12-13)	Total Foreign Exchange Change in B./A.C.V.	Book/Adjusted Carrying Value at Disposal Date	Foreign Exchange Gain (Loss) on Disposal	Realized Gain (Loss) on Disposal	Total Gain (Loss) on Disposal	Bond Interest / Stock Dividends Received During Year	Stated Contractual Maturity Date	NAIC Designation and Admini- strative Symbol/ Market Indicator (a)	
<b>Bonds - U.S. Government</b>																						
36225B	QJ 0		06/01/2019	Various.....		4,266	4,266	4,191	4,228		38		38		4,266			0	125	10/15/2025	1.....	
36225B	QL 5		06/01/2019	Various.....		3,270	3,270	3,197	3,235		35		35		3,270			0	87	12/15/2025	1.....	
36225B	QN 1		06/01/2019	Various.....		5,779	5,779	5,624	5,703		76		76		5,779			0	180	12/15/2025	1.....	
36225B	QR 2		06/01/2019	Various.....		50	50	51	51				0		50			0	2	12/15/2030	1.....	
36225B	QV 3		06/01/2019	Various.....		51	51	51	51				0		51			0	2	12/15/2019	1.....	
912828	TC 4		04/04/2019	CITIGROUP GLOBAL MARKETS INC/		5,979,363	6,000,000	5,909,543	5,959,715		21,038		21,038		5,980,753		(1,390)	(1,390)	15,746	06/30/2019	1.....	
0599999	Total - Bonds - U.S. Government.....						5,992,779	6,013,416	5,922,657	5,972,983		0		21,187		5,994,169		(1,390)	(1,390)	16,142	XXX	XXX
<b>Bonds - U.S. States, Territories and Possessions</b>																						
452151	LF 8		06/03/2019	CITIGROUP GLOBAL MARKETS INC/		518,030	500,000	505,475	505,050		(139)		(139)		504,910		13,120	13,120	13,033	06/01/2033	2FE.....	
1799999	Total - Bonds - U.S. States, Territories & Possessions.....						518,030	500,000	505,475	505,050		0		(139)		504,910		13,120	13,120	13,033	XXX	XXX
<b>Bonds - U.S. Special Revenue and Special Assessment</b>																						
000000	00 0		06/30/2019	VARIOUS.....		101,575							0		207,506		(105,931)	(105,931)		07/01/2020	1.....	
01F040	64 4		04/10/2019	FEDERAL NATIONAL MORTGAGE ASSO LDN		(835,938)	200,000,000	(835,938)					0		(835,938)			0	184,709	03/17/2049	1.....	
01F040	65 1		05/13/2019	VARIOUS.....		101,563	200,000,000	101,562					0		101,563			0	168,598	05/01/2049	1.....	
088563	UK 5		05/01/2019	Metropol FYI PROPERTIES WASH LEASE	100.0000	4,000,000	4,000,000	3,879,960	3,994,044		5,956		5,956		4,000,000			0	100,000	05/01/2039	1FE.....	
302716	AT 2		06/01/2019	Metropol FYI PROPERTIES WASH LEASE	100.0000	15,000,000	15,000,000	15,427,900	15,024,696		(24,696)		(24,696)		15,000,000			0	412,500	06/01/2034	1FE.....	
302716	AV 7		06/01/2019	Call FANNIE MAE CONNECTICUT AVENUE	100.0000	5,000,000	5,000,000	5,281,450	5,015,529		(15,529)		(15,529)		5,000,000			0	128,125	06/01/2028	1FE.....	
30711X	C2 8		06/25/2019	Paydown.....		391,994	391,994	392,030	161,480		(36)		(36)		391,994			0	2,746	08/25/2030	1.....	
31283H	NA 9		06/01/2019	Various.....		13	13	13	13				0		13			0		12/01/2030	1.....	
31283H	NE 1		06/01/2019	Various.....		2	2	2	2				0		2			0		10/01/2030	1.....	
3128MJ	4C 1		06/01/2019	Paydown.....		893,604	893,604	928,836	927,188		(33,584)		(33,584)		893,604			0	17,386	06/01/2048	1.....	
3132XV	3J 0		06/01/2019	Paydown.....		250,303	250,303	254,575	254,354		(4,051)		(4,051)		250,303			0	3,568	01/01/2048	1.....	
3132XV	EY 5		06/01/2019	Paydown.....		404,178	404,178	415,862	415,196		(11,018)		(11,018)		404,178			0	5,886	12/01/2047	1.....	
3132XW	ZJ 3		06/01/2019	Paydown.....		166,569	166,569	170,746	170,517		(3,948)		(3,948)		166,569			0	2,793	02/01/2048	1.....	
31402C	5L 2		06/01/2019	Various.....		1,476	1,476	1,415	1,433		43		43		1,476			0	36	12/01/2031	1.....	
3140GQ	3F 1		06/01/2019	Paydown.....		429,177	429,177	446,445	445,598		(16,421)		(16,421)		429,177			0	7,363	08/01/2047	1.....	
3140GS	PD 8		06/01/2019	Paydown.....		242,971	242,971	250,089	249,732		(6,762)		(6,762)		242,971			0	4,236	09/01/2047	1.....	
3140H3	7J 9		06/01/2019	Paydown.....		409,533	409,533	419,259	418,844		(9,312)		(9,312)		409,533			0	7,692	04/01/2048	1.....	
3140H5	JN 2		05/01/2019	Various.....		13,659,051	13,430,850	13,844,793	13,819,623		(26,459)		(26,459)		13,793,165		(134,114)	(134,114)	210,885	01/01/2048	1.....	
3140HK	4Z 8		06/01/2019	Paydown.....		23,014	23,014	23,417	23,405		(391)		(391)		23,014			0	382	07/01/2048	1.....	

QE05

Statement for June 30, 2019 of the **Metropolitan Property and Casualty Insurance Company**  
**SCHEDULE D - PART 4**

Showing all Long-Term Bonds and Stocks SOLD, REDEEMED or Otherwise DISPOSED OF During Current Quarter

1	2		3	4	5	6	7	8	9	10	Change in Book/Adjusted Carrying Value					16	17	18	19	20	21	22
											11	12	13	14	15							
CUSIP Identification	Description		Disposal Date	Name of Purchaser	Number of Shares of Stock	Consideration	Par Value	Actual Cost	Prior Year Book/Adjusted Carrying Value	Unrealized Valuation Increase (Decrease)	Current Year's (Amortization) / Accretion	Current Year's Other-Than-Temporary Impairment Recognized	Total Change in B./A.C.V. (11+12-13)	Total Foreign Exchange Change in B./A.C.V.	Book/Adjusted Carrying Value at Disposal Date	Foreign Exchange Gain (Loss) on Disposal	Realized Gain (Loss) on Disposal	Total Gain (Loss) on Disposal	Bond Interest / Stock Dividends Received During Year	Stated Contractual Maturity Date	NAIC Designation and Administrative Symbol/ Market Indicator (a)	
3140HN 3B 6	FEDERAL NATIONAL MORTGAGE ASSO FNMA 30YR		06/30/2019	Various.....		81,231,514	159,000,062	81,189,407				0		81,189,407		42,107	42,107	106,000	10/01/2048	1.....		
3140HN YR 7	FEDERAL NATIONAL MORTGAGE ASSO FNMA 30YR		06/30/2019	Various.....								0							08/01/2048	1.....		
3140HN YR 7	FEDERAL NATIONAL MORTGAGE ASSO FNMA 30YR		05/09/2019	Various.....		72,546,390	142,000,068	72,508,785				0		72,508,785		37,606	37,606	94,666	08/01/2048	1.....		
3140J7 UR 4	FEDERAL NATIONAL MORTGAGE ASSO 4.000%		06/01/2019	Paydown.....		194,457	194,457	196,767	196,874	(2,416)		(2,416)		194,457					12/01/2047	1.....		
3140J7 XW 0	FEDERAL NATIONAL MORTGAGE ASSO 4.000%		06/01/2019	Paydown.....		462,384	462,384	477,339	476,329	(13,945)		(13,945)		462,384					01/01/2048	1.....		
3140J8 AL 7	FEDERAL NATIONAL MORTGAGE ASSO 3.500%		06/01/2019	Paydown.....		403,566	403,566	404,543	404,462	(896)		(896)		403,566					06/01/2046	1.....		
3140Q8 AH 8	FEDERAL NATIONAL MORTGAGE ASSO 3.500%		06/01/2019	Various.....		586,966	586,966	604,575	603,592	(16,626)		(16,626)		586,966					12/01/2047	1.....		
3140QA AJ 9	FEDERAL NATIONAL MORTGAGE ASSO 4.000%		06/01/2019	Paydown.....		147,910	147,910	151,076		(3,166)		(3,166)		147,910					05/01/2048	1.....		
3140QA VA 5	FEDERAL NATIONAL MORTGAGE ASSO 3.500%		06/01/2019	Paydown.....		60,188	60,188	60,856		(668)		(668)		60,188					04/01/2049	1.....		
31418C 4W 1	FEDERAL NATIONAL MORTGAGE ASSO 4.000%		06/30/2019	Various.....								0							12/01/2048	1.....		
31418C 4W 1	FEDERAL NATIONAL MORTGAGE ASSO 4.000%		05/09/2019	Various.....		15,837,587	31,000,004	15,829,377				0		15,829,377		8,210	8,210	20,667	12/01/2048	1.....		
31418C 5Z 3	FEDERAL NATIONAL MORTGAGE ASSO 4.000%		06/30/2019	Various.....								0							01/01/2049	1.....		
31418C 5Z 3	FEDERAL NATIONAL MORTGAGE ASSO 4.000%		05/09/2019	Various.....		34,740,542	68,000,066	34,722,534				0		34,722,534		18,008	18,008	45,333	01/01/2049	1.....		
31418C UB 8	FEDERAL NATIONAL MORTGAGE ASSO 4.000%		06/01/2019	Paydown.....		358,132	358,132	366,750	366,269	(8,137)		(8,137)		358,132					02/01/2048	1.....		
31418C XN 9	FEDERAL NATIONAL MORTGAGE ASSO 4.000%		06/01/2019	Paydown.....		412,016	412,016	416,281	416,088	(4,072)		(4,072)		412,016					06/01/2048	1.....		
45200F YR 4	ILLINOIS F ILLINOIS ST SALES TAX REV 5.250% 06/15		05/01/2019	Call 100.0000		7,500,000	7,500,000	7,407,300	7,493,842	6,159		6,159		7,500,000				248,438	11/01/2039	1.....		
452227 CW 9	INDIANA HEALTH & EDL FAC FING 5.000% 1		06/15/2019	Call 100.0000		3,500,000	3,500,000	3,759,735	3,523,358	(23,358)		(23,358)		3,500,000				91,875	06/15/2028	2FE.....		
454795 FH 3	IOWA STUDENT LN LIQUIDITY CORP 5.000%		05/21/2019	BANK OF AMERICA N.A.....		8,007,090	7,000,000	8,113,070	8,062,583	(201,178)		(201,178)		7,861,404		145,686	145,686	182,778	11/15/2046	1FE.....		
462590 JJ 0	IOWA STUDENT LN LIQUIDITY CORP 5.300%		06/03/2019	Call 100.0000		715,000	715,000	715,000	715,000			0		715,000				18,948	12/01/2023	1FE.....		
462590 JK 7	IOWA STUDENT LN LIQUIDITY CORP 5.400%		06/03/2019	Call 100.0000		710,000	710,000	710,000	710,000			0		710,000				19,170	12/01/2024	1FE.....		
462590 JM 3	IOWA STUDENT LN LIQUIDITY CORP 5.600%		06/03/2019	Call 100.0000		1,440,000	1,440,000	1,440,000	1,440,000			0		1,440,000				40,320	12/01/2026	1FE.....		
462590 JN 1	IOWA STUDENT LN LIQUIDITY CORP 5.700%		06/03/2019	Call 100.0000		715,000	715,000	715,000	715,000			0		715,000				20,378	12/01/2027	1FE.....		
64972F 5D 4	NEW YORK CITY MUNICIPAL WATER 5.000% 0		06/25/2019	Tax Free Exchange.....		9,221,725	9,000,000	9,769,260	9,262,382	(40,657)		(40,657)		9,221,725				237,500	06/15/2045	1FE.....		
686507 BQ 6	ORLANDO FLA UTILS COMMN 0.000%		04/01/2019	Call 100.0000		11,000,000	11,000,000	11,549,340	11,018,245	(18,245)		(18,245)		11,000,000				288,750	10/01/2039	1FE.....		
796842 DF 6	SAN BERNARDINO CNTY CALIF SING 0.000%		05/01/2019	Call 52.4530		23,604	45,000	9,581	22,788	423		423		23,211		21,789	21,789	(21,396)	05/01/2031	1FE.....		
87638Q PP 8	TARRANT CNTY TEX CULTURAL ED F 5.000%		05/21/2019	BANK OF AMERICA N.A.....		2,271,680	2,000,000	2,345,440	2,326,811	(76,683)		(76,683)		2,250,128		21,552	21,552	52,222	11/15/2045	1FE.....		
3199999	Total - Bonds - U.S. Special Revenue and Special Assessments					292,324,836	886,894,503	294,464,432	88,675,277	0	(549,673)	0	(549,673)	0	292,291,320	0	54,913	54,913	2,743,667	XXX	XXX	
Bonds - Industrial and Miscellaneous																						
00115* AA 0	AES ILUMINA LLC 6.000% 03/26/32		06/28/2019	Various.....		63,724	63,724	63,724	63,724			0		63,724				1,947	03/26/2032	5.....		
00165C AD 6	AMC ENTERTAINMENT HOLDINGS INC 6.125%		06/12/2019	BANK OF AMERICA N.A.....		163,805	181,000	178,285	154,755	23,831	101	23,932		178,687		(14,882)	(14,882)	6,436	05/15/2027	5FE.....		

QE05-1













**SCHEDULE DB - PART B - SECTION 1**

Futures Contracts Open as of the Current Statement Date

1 Ticker Symbol	2 Number of Contracts	3 Notional Amount	4 Description	5 Description of Item(s) Hedged, Used for Income Generation or Replicated	6 Schedule / Exhibit Identifier	7 Type(s) of Risk(s) (a)	8 Date of Maturity or Expiration	9 Exchange	10 Trade Date	11 Transaction Price	12 Reporting Date Price	13 Fair Value	14 Book/Adjusted Carrying Value	Highly Effective Hedges			18 Cumulative Variation Margin for All Other Hedges	19 Change in Variation Margin Gain (Loss) Recognized in Current Year	20 Potential Exposure	21 Hedge Effectiveness at Inception and at Year- end (b)	22 Value of One (1) Point
														15 Cumulative Variation Margin	16 Deferred Variation Margin	17 Change in Variation Margin Gain (Loss) Used to Adjust Basis of Hedged Item					

**NONE**

QE07

**SCHEDULE DB - PART D - SECTION 1**

Counterparty Exposure for Derivative Instruments Open as of Current Statement Date

1 Description of Exchange, Counterparty or Central Clearinghouse	2 Master Agreement (Y or N)	3 Credit Support Annex (Y or N)	4 Fair Value of Acceptable Collateral	Book Adjusted Carrying Value			Fair Value			11 Potential Exposure	12 Off-Balance Sheet Exposure	
				5 Contracts with Book/Adjusted Carrying Value > 0	6 Contracts with Book/Adjusted Carrying Value < 0	7 Exposure Net of Collateral	8 Contracts with Fair Value > 0	9 Contracts with Fair Value < 0	10 Exposure Net of Collateral			
<b>NAIC 1 Designation</b>												
Bank of America NA.....	B4TYDEB6GKMZO031MB27	Y.....	Y.....			(184,843)	0		(149,780)	0	152,134	0
Barclays Bank PLC.....	G5GSEF7VJP5I7OUK5573...	Y.....	Y.....	646,465	271,950	(64,785)	0	728,088	(64,785)	16,838	378,590	0
Citibank NA.....	E57ODZWZ7FF32TWEFA76	Y.....	Y.....	3,730,000	3,443,322	(114,937)	0	3,828,815	(358,533)	0	533,517	131,902
0299999999. Total NAIC 1 Designation.....				4,376,465	3,715,273	(364,565)	0	4,556,903	(573,097)	16,838	1,064,242	131,902
<b>NAIC 2 Designation</b>												
Deutsche Bank AG.....	7LTWFZYICNSX8D621K86..	Y.....	Y.....	1,568,574	1,676,188		107,614	1,525,252		0	129,030	129,030
0399999999. Total NAIC 2 Designation.....				1,568,574	1,676,188		107,614	1,525,252		0	129,030	129,030
0999999999. Gross Totals.....				5,945,039	5,391,461	(364,565)	107,614	6,082,155	(573,097)	16,838	1,193,271	260,932
1. Offset per SSAP No. 64.....												
2. Net after right of offset per SSAP No. 64.....					5,391,461	(364,565)						

QE08

**SCHEDULE DB - PART D - SECTION 2**

Collateral for Derivative Instruments Open as of Current Statement Date

1 Exchange, Counterparty or Central Clearinghouse	2 Type of Asset Pledged	3 CUSIP Identification	4 Description	5 Fair Value	6 Par Value	7 Book/Adjusted Carrying Value	8 Maturity Date	9 Type of Margin (I, V or IV)
<b>Collateral Pledged to Reporting Entity</b>								
Barclays Bank PLC.....	G5GSEF7VJP517OUK5573.....	Corporate.....	20030N CH 2 COMCAST CORPORATION .....	276,465	262,000	XXX	05/01/2028	V.....
Barclays Bank PLC.....	G5GSEF7VJP517OUK5573.....	Cash.....	Cash.....	370,000	370,000	XXX		V.....
Citibank NA.....	E57ODZWZ7FF32TWEFA76..	Cash.....	Cash.....	3,050,000	3,050,000	XXX		V.....
Citibank NA.....	E57ODZWZ7FF32TWEFA76..	Cash.....	Cash.....	680,000	680,000	XXX		V.....
Deutsche Bank AG.....	7LTWFZYICNSX8D621K86...	Cash.....	Cash.....	1,568,574	1,568,574	XXX		V.....
0299999999. Totals.....				5,945,039	5,930,574	XXX	XXX	XXX

QE09

**SCHEDULE DL - PART 1**

**SECURITIES LENDING COLLATERAL ASSETS**

Reinvested Collateral Assets Owned Current Statement Date

(Securities lending collateral assets reported in aggregate on one Line 10 of the Assets page and not included on Schedules A, B, BA, D, DB and E.)

1 CUSIP Identification	2 Description	3 Code	4 NAIC Designation and Administrative Symbol / Market Indicator	5 Fair Value	6 Book/Adjusted Carrying Value	7 Maturity Date
---------------------------	------------------	-----------	--	-----------------	-----------------------------------	--------------------

General Interrogatories:

1. The activity for the year: Fair Value \$.....0 Book/Adjusted Carrying Value \$.....0
2. Average balance for the year: Fair Value \$.....0 Book/Adjusted Carrying Value \$.....0
3. Reinvested securities lending collateral assets book/adjusted carrying value included in this schedule by NAIC designation:  
 NAIC 1: \$.....0 NAIC 2: \$.....0 NAIC 3: \$.....0 NAIC 4: \$.....0 NAIC 5: \$.....0 NAIC 6: \$.....0

**NONE**



Statement for June 30, 2019 of the **Metropolitan Property and Casualty Insurance Company**  
**SCHEDULE E - PART 1 - CASH**

Month End Depository Balances

1 Depository	2 Code	3 Rate of Interest	4 Amount of Interest Received During Current Quarter	5 Accrued at Current Statement Date	Book Balance at End of Each Month During Current Quarter			9 *
					6 First Month	7 Second Month	8 Third Month	
<b>Open Depositories</b>								
Bank of America.....	New York, New York.....				.....1,666,805	.....1,442,269	.....1,553,075	XXX
Bank One.....	Columbus, Ohio.....				.....3,419,382	.....2,989,704	.....3,078,969	XXX
Citibank.....	New York, New York.....				.....(123,955,139)	.....(129,380,419)	.....(131,900,534)	XXX
Federal Home Loan Bank.....	Boston, Massachusetts.....				.....104,462	.....106,067	.....107,332	XXX
First National.....	Anchorage, Alaska.....				.....10,000	.....10,000	.....10,000	XXX
First Union.....	Philadelphia, Pennsylvania.....				.....6,811,188	.....2,235,780	.....4,054,561	XXX
JP Morgan Chase.....	New York, New York.....				.....3,485,999	.....9,308,940	.....11,093,428	XXX
Wells Fargo.....	San Francisco, California.....				.....7,973,839	.....9,006,382	.....8,529,100	XXX
0199999. Total Open Depositories.....	XXX	XXX	.....0	.....0	.....(100,483,464)	.....(104,281,277)	.....(103,474,069)	XXX
0399999. Total Cash on Deposit.....	XXX	XXX	.....0	.....0	.....(100,483,464)	.....(104,281,277)	.....(103,474,069)	XXX
0499999. Cash in Company's Office.....	XXX	XXX	XXX	XXX	.....17,500	.....17,500	.....17,500	XXX
0599999. Total Cash.....	XXX	XXX	.....0	.....0	.....(100,465,964)	.....(104,263,777)	.....(103,456,569)	XXX

Statement for June 30, 2019 of the **Metropolitan Property and Casualty Insurance Company**  
**SCHEDULE E - PART 2 - CASH EQUIVALENTS**

Show Investments Owned End of Current Quarter

1	2	3	4	5	6	7	8	9
CUSIP	Description	Code	Date Acquired	Rate of Interest	Maturity Date	Book/Adjusted Carrying Value	Amount of Interest Due & Accrued	Amount Received During Year
<b>U.S. Government Bonds - Issuer Obligations</b>								
	UNITED STATES TREASURY.....		06/28/2019.....		07/23/2019.....	5,592,063		10,579
	UNITED STATES TREASURY.....		06/04/2019.....		07/30/2019.....	10,280,883		17,735
	UNITED STATES TREASURY.....		06/18/2019.....		08/13/2019.....	10,273,588		8,148
0199999	U.S. Government Bonds - Issuer Obligations.....					26,146,534	0	36,461
0599999	Total - U.S. Government Bonds.....					26,146,534	0	36,461
<b>Bonds - U.S. Special Revenue &amp; Special Assessment Obligations and all Non-Guaranteed Obligations of Agencies and Authorities of Governments and Their U.S. Political Subdivision - Issuer Obligations</b>								
	FEDERAL HOME LOAN BANKS.....		06/24/2019.....		07/19/2019.....	31,163,891		68,458
	FEDERAL HOME LOAN BANKS.....		06/25/2019.....		07/31/2019.....	9,382,604		3,472
	FEDERAL HOME LOAN BANKS.....		06/19/2019.....		08/14/2019.....	6,282,978		4,734
	FEDERAL HOME LOAN BANKS.....		06/21/2019.....		08/16/2019.....	5,283,942		14,006
2599999	U.S. Special Revenue & Special Assessment Obligations - Issuer Obligations.....					52,113,414	0	90,669
3199999	Total - U.S. Special Revenue & Special Assessment Obligations and all Non-Guaranteed Obligations.....					52,113,414	0	90,669
<b>Total Bonds</b>								
7799999	Subtotals - Issuer Obligations.....					78,259,949	0	127,130
8399999	Subtotals - Bonds.....					78,259,949	0	127,130
8899999	Total - Cash Equivalents.....					78,259,949	0	127,130

QE13