



QUARTERLY STATEMENT

As of September 30, 2020
of the Condition and Affairs of the

Metropolitan Direct Property and Casualty Insurance Company

NAIC Group Code.....241, 241 (Current Period) (Prior Period)	NAIC Company Code..... 25321	Employer's ID Number..... 23-1903575
Organized under the Laws of RI	State of Domicile or Port of Entry RI	Country of Domicile US
Incorporated/Organized..... May 24, 1949	Commenced Business..... June 1, 1949	
Statutory Home Office	700 Quaker Lane .. Warwick .. RI .. US .. 02886-6669 <i>(Street and Number) (City or Town, State, Country and Zip Code)</i>	
Main Administrative Office	700 Quaker Lane .. Warwick .. RI .. US .. 02886-6669 <i>(Street and Number) (City or Town, State, Country and Zip Code)</i>	401-827-2400 <i>(Area Code) (Telephone Number)</i>
Mail Address	PO Box 350, 700 Quaker Lane .. Warwick .. RI .. US .. 02887-0350 <i>(Street and Number or P. O. Box) (City or Town, State, Country and Zip Code)</i>	
Primary Location of Books and Records	700 Quaker Lane .. Warwick .. RI .. US .. 02886-6669 <i>(Street and Number) (City or Town, State, Country and Zip Code)</i>	800-638-4208 <i>(Area Code) (Telephone Number)</i>
Internet Web Site Address	www.metlife.com	
Statutory Statement Contact	Kevin Paul Swift <i>(Name)</i> kswift@metlife.com <i>(E-Mail Address)</i>	800-638-4208 <i>(Area Code) (Telephone Number) (Extension)</i> 401-827-2315 <i>(Fax Number)</i>

OFFICERS

Name	Title	Name	Title
1. Darla Ann Finchum	President	2. Maura Catherine Travers	Assistant General Counsel and Secretary
3. Michael John Bednarick	Vice President and Chief Financial Officer	4. Charles Patrick Connerly	Treasurer

OTHER

Zulfi Shafaat Ahmed	Senior Vice President and Chief Information Security Officer	Robert Edward Bean	Vice President
Rachel Irene Downing	Vice President	Paul Edward Gavin	Senior Vice President
Lorene Elsie Guardado	Vice President	Lise Ann Hasegawa	Vice President
Michelle Lee Kolodziejczak	Vice President	Richard Paul Lonardo	Vice President
Aaron Matthew McClain	Vice President	Albert Montoya	Vice President and Investment Officer
Robert Francis Nostramo	Vice President and General Counsel	Stephen Charles Radis	Vice President and Investment Officer
Kevin Stanley Redgate	Senior Vice President and Senior Investment Officer	Christopher Timothy Rhodes	Senior Vice President
Charles Sheridan Scully #	Executive Vice President and Executive Investment Officer	James Sheridan Stevens	Vice President and Investment Officer
Richard Andrew Stevens	Vice President and Controller	Calvin Tyrone Strong	Vice President
Ellen Marie Tierney	Vice President		

DIRECTORS OR TRUSTEES

Michael John Bednarick	Darla Ann Finchum	Paul Edward Gavin
------------------------	-------------------	-------------------

State of..... Rhode Island
County of..... Kent

The officers of this reporting entity being duly sworn, each depose and say that they are the described officers of said reporting entity, and that on the reporting period stated above, all of the herein described assets were the absolute property of the said reporting entity, free and clear from any liens or claims thereon, except as herein stated, and that this statement, together with related exhibits, schedules and explanations therein contained, annexed or referred to, is a full and true statement of all the assets and liabilities and of the condition and affairs of the said reporting entity as of the reporting period stated above, and of its income and deductions therefrom for the period ended, and have been completed in accordance with the NAIC *Annual Statement Instructions and Accounting Practices and Procedures* manual except to the extent that: (1) state law may differ; or, (2) that state rules or regulations require differences in reporting not related to accounting practices and procedures, according to the best of their information, knowledge and belief, respectively. Furthermore, the scope of this attestation by the described officers also includes the related corresponding electronic filing with the NAIC, when required, that is an exact copy (except for formatting differences due to electronic filing) of the enclosed statement. The electronic filing may be requested by various regulators in lieu of or in addition to the enclosed statement.

Darla Finchum

SignNow e-signature ID: 1494423467...
10/28/2020 19:38:13 UTC

Darla Ann Finchum
President

Maura Travers

SignNow e-signature ID: 30f60e7c25...
10/28/2020 19:25:44 UTC

Maura Catherine Travers
Assistant General Counsel and Secretary

Michael Bednarick

SignNow e-signature ID: a49feb2438...
11/09/2020 13:24:33 UTC

Michael John Bednarick
Vice President and Chief Financial Officer

*Subscribed and sworn to before me
This _____ day of _____

a. Is this an original filing? Yes [X] No []
b. If no: 1. State the amendment number _____
2. Date filed _____
3. Number of pages attached _____

* Due to the coronavirus pandemic health crisis, we are submitting unnotarized electronic signatures. Notarized signatures, including original wet-ink signatures in states where required, will be submitted as soon as reasonably practicable after the pandemic has subsided and our corporate offices have reopened.

Statement for September 30, 2020 of the **Metropolitan Direct Property and Casualty Insurance Company**
ASSETS

	Current Statement Date			4 December 31 Prior Year Net Admitted Assets
	1 Assets	2 Nonadmitted Assets	3 Net Admitted Assets (Cols. 1 - 2)	
1. Bonds.....	51,146,577		51,146,577	49,293,194
2. Stocks:				
2.1 Preferred stocks.....			0	
2.2 Common stocks.....			0	
3. Mortgage loans on real estate:				
3.1 First liens.....			0	
3.2 Other than first liens.....			0	
4. Real estate:				
4.1 Properties occupied by the company (less \$.....0 encumbrances).....			0	
4.2 Properties held for the production of income (less \$.....0 encumbrances).....			0	
4.3 Properties held for sale (less \$.....0 encumbrances).....			0	
5. Cash (\$.....1,931,222), cash equivalents (\$.....0) and short-term investments (\$.....0).....	1,931,222		1,931,222	2,441,524
6. Contract loans (including \$.....0 premium notes).....			0	
7. Derivatives.....			0	
8. Other invested assets.....			0	
9. Receivables for securities.....			0	300,000
10. Securities lending reinvested collateral assets.....			0	
11. Aggregate write-ins for invested assets.....	0	0	0	0
12. Subtotals, cash and invested assets (Lines 1 to 11).....	53,077,799	0	53,077,799	52,034,718
13. Title plants less \$.....0 charged off (for Title insurers only).....			0	
14. Investment income due and accrued.....	448,554		448,554	270,501
15. Premiums and considerations:				
15.1 Uncollected premiums and agents' balances in the course of collection.....	8,340,209	6,526,560	1,813,649	2,059,079
15.2 Deferred premiums, agents' balances and installments booked but deferred and not yet due (including \$.....0 earned but unbilled premiums).....	118,854,712	1,450,803	117,403,909	128,336,555
15.3 Accrued retrospective premiums (\$.....0) and contracts subject to redetermination (\$.....0).....			0	
16. Reinsurance:				
16.1 Amounts recoverable from reinsurers.....			0	
16.2 Funds held by or deposited with reinsured companies.....			0	
16.3 Other amounts receivable under reinsurance contracts.....			0	
17. Amounts receivable relating to uninsured plans.....			0	
18.1 Current federal and foreign income tax recoverable and interest thereon.....			0	
18.2 Net deferred tax asset.....	1,666,392		1,666,392	1,114,848
19. Guaranty funds receivable or on deposit.....			0	
20. Electronic data processing equipment and software.....			0	
21. Furniture and equipment, including health care delivery assets (\$.....0).....			0	
22. Net adjustment in assets and liabilities due to foreign exchange rates.....			0	
23. Receivables from parent, subsidiaries and affiliates.....			0	
24. Health care (\$.....0) and other amounts receivable.....			0	
25. Aggregate write-ins for other than invested assets.....	0	0	0	0
26. Total assets excluding Separate Accounts, Segregated Accounts and Protected Cell Accounts (Lines 12 through 25).....	182,387,666	7,977,363	174,410,303	183,815,701
27. From Separate Accounts, Segregated Accounts and Protected Cell Accounts.....			0	
28. Total (Lines 26 and 27).....	182,387,666	7,977,363	174,410,303	183,815,701

DETAILS OF WRITE-INS

1101.....			0	
1102.....			0	
1103.....			0	
1198. Summary of remaining write-ins for Line 11 from overflow page.....	0	0	0	0
1199. Totals (Lines 1101 thru 1103 plus 1198) (Line 11 above).....	0	0	0	0
2501.....			0	
2502.....			0	
2503.....			0	
2598. Summary of remaining write-ins for Line 25 from overflow page.....	0	0	0	0
2599. Totals (Lines 2501 thru 2503 plus 2598) (Line 25 above).....	0	0	0	0

Statement for September 30, 2020 of the **Metropolitan Direct Property and Casualty Insurance Company**
LIABILITIES, SURPLUS AND OTHER FUNDS

	1 Current Statement Date	2 December 31 Prior Year
1. Losses (current accident year \$.....0).....		
2. Reinsurance payable on paid losses and loss adjustment expenses.....		
3. Loss adjustment expenses.....		
4. Commissions payable, contingent commissions and other similar charges.....		
5. Other expenses (excluding taxes, licenses and fees).....		
6. Taxes, licenses and fees (excluding federal and foreign income taxes).....		
7.1 Current federal and foreign income taxes (including \$....34,467 on realized capital gains (losses)).....	396,088	219,575
7.2 Net deferred tax liability.....		
8. Borrowed money \$.....0 and interest thereon \$.....0.....		
9. Unearned premiums (after deducting unearned premiums for ceded reinsurance of \$....162,452,921 and including warranty reserves of \$.....0 and accrued accident and health experience rating refunds including \$.....0 for medical loss ratio rebate per the Public Health Service Act).....		
10. Advance premium.....		
11. Dividends declared and unpaid:		
11.1 Stockholders.....		
11.2 Policyholders.....		
12. Ceded reinsurance premiums payable (net of ceding commissions).....	127,194,921	135,723,528
13. Funds held by company under reinsurance treaties.....		
14. Amounts withheld or retained by company for account of others.....		
15. Remittances and items not allocated.....		
16. Provision for reinsurance (including \$.....0 certified).....		
17. Net adjustments in assets and liabilities due to foreign exchange rates.....		
18. Drafts outstanding.....		
19. Payable to parent, subsidiaries and affiliates.....	3,084	2,928
20. Derivatives.....		
21. Payable for securities.....		
22. Payable for securities lending.....		
23. Liability for amounts held under uninsured plans.....		
24. Capital notes \$.....0 and interest thereon \$.....0.....		
25. Aggregate write-ins for liabilities.....	0	0
26. Total liabilities excluding protected cell liabilities (Lines 1 through 25).....	127,594,093	135,946,031
27. Protected cell liabilities.....		
28. Total liabilities (Lines 26 and 27).....	127,594,093	135,946,031
29. Aggregate write-ins for special surplus funds.....	0	0
30. Common capital stock.....	3,000,000	3,000,000
31. Preferred capital stock.....		
32. Aggregate write-ins for other than special surplus funds.....	0	0
33. Surplus notes.....		
34. Gross paid in and contributed surplus.....	31,620,722	31,620,722
35. Unassigned funds (surplus).....	12,195,488	13,248,948
36. Less treasury stock, at cost:		
36.10.000 shares common (value included in Line 30 \$.....0).....		
36.20.000 shares preferred (value included in Line 31 \$.....0).....		
37. Surplus as regards policyholders (Lines 29 to 35, less 36).....	46,816,210	47,869,670
38. Totals (Page 2, Line 28, Col. 3).....	174,410,303	183,815,701

DETAILS OF WRITE-INS

2501.		
2502.		
2503.		
2598. Summary of remaining write-ins for Line 25 from overflow page.....	0	0
2599. Totals (Lines 2501 thru 2503 plus 2598) (Line 25 above).....	0	0
2901.		
2902.		
2903.		
2998. Summary of remaining write-ins for Line 29 from overflow page.....	0	0
2999. Totals (Lines 2901 thru 2903 plus 2998) (Line 29 above).....	0	0
3201.		
3202.		
3203.		
3298. Summary of remaining write-ins for Line 32 from overflow page.....	0	0
3299. Totals (Lines 3201 thru 3203 plus 3298) (Line 32 above).....	0	0

STATEMENT OF INCOME

	1 Current Year to Date	2 Prior Year to Date	3 Prior Year Ended December 31
UNDERWRITING INCOME			
1. Premiums earned:			
1.1 Direct..... (written \$....260,616,202).....	267,363,313	274,930,333	369,945,731
1.2 Assumed..... (written \$.....0).....			
1.3 Ceded..... (written \$....260,616,202).....	267,363,313	274,930,333	369,945,731
1.4 Net..... (written \$.....0).....	0	0	0
DEDUCTIONS:			
2. Losses incurred (current accident year \$.....0):			
2.1 Direct.....	155,120,925	161,833,483	234,142,115
2.2 Assumed.....			
2.3 Ceded.....	155,120,925	161,833,483	234,142,115
2.4 Net.....	0	0	0
3. Loss adjustment expenses incurred.....			
4. Other underwriting expenses incurred.....			
5. Aggregate write-ins for underwriting deductions.....	0	0	0
6. Total underwriting deductions (Lines 2 through 5).....	0	0	0
7. Net income of protected cells.....			
8. Net underwriting gain (loss) (Line 1 minus Line 6 + Line 7).....	0	0	0
INVESTMENT INCOME			
9. Net investment income earned.....	1,086,333	1,120,326	1,528,437
10. Net realized capital gains (losses) less capital gains tax of \$....28,195.....	106,060	1,102	23,670
11. Net investment gain (loss) (Lines 9 + 10).....	1,192,393	1,121,428	1,552,107
OTHER INCOME			
12. Net gain or (loss) from agents' or premium balances charged off (amount recovered \$.....0 amount charged off \$....5,424,613).....	(5,424,613)	(4,612,512)	(6,195,923)
13. Finance and service charges not included in premiums.....	407,440	541,140	709,389
14. Aggregate write-ins for miscellaneous income.....	5,017,173	4,071,372	5,486,534
15. Total other income (Lines 12 through 14).....	0	0	0
16. Net income before dividends to policyholders, after capital gains tax and before all other federal and foreign income taxes (Lines 8 + 11 + 15).....	1,192,393	1,121,428	1,552,107
17. Dividends to policyholders.....			
18. Net income, after dividends to policyholders, after capital gains tax and before all other federal and foreign income taxes (Line 16 minus Line 17).....	1,192,393	1,121,428	1,552,107
19. Federal and foreign income taxes incurred.....	148,318	62,269	111,165
20. Net income (Line 18 minus Line 19) (to Line 22).....	1,044,075	1,059,159	1,440,942
CAPITAL AND SURPLUS ACCOUNT			
21. Surplus as regards policyholders, December 31 prior year.....	47,869,670	46,655,832	46,655,832
22. Net income (from Line 20).....	1,044,075	1,059,159	1,440,942
23. Net transfers (to) from Protected Cell accounts.....			
24. Change in net unrealized capital gains or (losses) less capital gains tax of \$.....0.....			
25. Change in net unrealized foreign exchange capital gain (loss).....			
26. Change in net deferred income tax.....	551,544	(141,734)	107,463
27. Change in nonadmitted assets.....	(2,649,079)	213,637	(334,567)
28. Change in provision for reinsurance.....			
29. Change in surplus notes.....			
30. Surplus (contributed to) withdrawn from protected cells.....			
31. Cumulative effect of changes in accounting principles.....			
32. Capital changes:			
32.1 Paid in.....			
32.2 Transferred from surplus (Stock Dividend).....			
32.3 Transferred to surplus.....			
33. Surplus adjustments:			
33.1 Paid in.....			
33.2 Transferred to capital (Stock Dividend).....			
33.3 Transferred from capital.....			
34. Net remittances from or (to) Home Office.....			
35. Dividends to stockholders.....			
36. Change in treasury stock.....			
37. Aggregate write-ins for gains and losses in surplus.....	0	0	0
38. Change in surplus as regards policyholders (Lines 22 through 37).....	(1,053,460)	1,131,062	1,213,838
39. Surplus as regards policyholders, as of statement date (Lines 21 plus 38).....	46,816,210	47,786,894	47,869,670
DETAILS OF WRITE-INS			
0501.			
0502.			
0503.			
0598. Summary of remaining write-ins for Line 5 from overflow page.....	0	0	0
0599. Totals (Lines 0501 thru 0503 plus 0598) (Line 5 above).....	0	0	0
1401. Restated quota share - dividends, write-offs, payment fees.....	5,017,173	4,071,372	5,486,534
1402.			
1403.			
1498. Summary of remaining write-ins for Line 14 from overflow page.....	0	0	0
1499. Totals (Lines 1401 thru 1403 plus 1498) (Line 14 above).....	5,017,173	4,071,372	5,486,534
3701.			
3702.			
3703.			
3798. Summary of remaining write-ins for Line 37 from overflow page.....	0	0	0
3799. Totals (Lines 3701 thru 3703 plus 3798) (Line 37 above).....	0	0	0

Statement for September 30, 2020 of the **Metropolitan Direct Property and Casualty Insurance Company**
CASH FLOW

	1 Current Year to Date	2 Prior Year To Date	3 Prior Year Ended December 31
CASH FROM OPERATIONS			
1. Premiums collected net of reinsurance.....			
2. Net investment income.....	959,914	973,227	1,552,461
3. Miscellaneous income.....			
4. Total (Lines 1 through 3).....	959,914	973,227	1,552,461
5. Benefit and loss related payments.....			
6. Net transfers to Separate Accounts, Segregated Accounts and Protected Cell Accounts.....			
7. Commissions, expenses paid and aggregate write-ins for deductions.....			
8. Dividends paid to policyholders.....			
9. Federal and foreign income taxes paid (recovered) net of \$.....0 tax on capital gains (losses).....			(39,342)
10. Total (Lines 5 through 9).....	0	0	(39,342)
11. Net cash from operations (Line 4 minus Line 10).....	959,914	973,227	1,591,803
CASH FROM INVESTMENTS			
12. Proceeds from investments sold, matured or repaid:			
12.1 Bonds.....	4,281,197	5,982,248	16,330,362
12.2 Stocks.....			
12.3 Mortgage loans.....			
12.4 Real estate.....			
12.5 Other invested assets.....			
12.6 Net gains or (losses) on cash, cash equivalents and short-term investments.....	52	173	(2)
12.7 Miscellaneous proceeds.....	300,000		
12.8 Total investment proceeds (Lines 12.1 to 12.7).....	4,581,249	5,982,421	16,330,360
13. Cost of investments acquired (long-term only):			
13.1 Bonds.....	6,052,012	4,749,649	17,290,762
13.2 Stocks.....			
13.3 Mortgage loans.....			
13.4 Real estate.....			
13.5 Other invested assets.....			
13.6 Miscellaneous applications.....			300,000
13.7 Total investments acquired (Lines 13.1 to 13.6).....	6,052,012	4,749,649	17,590,762
14. Net increase or (decrease) in contract loans and premium notes.....			
15. Net cash from investments (Line 12.8 minus Line 13.7 and Line 14).....	(1,470,763)	1,232,772	(1,260,402)
CASH FROM FINANCING AND MISCELLANEOUS SOURCES			
16. Cash provided (applied):			
16.1 Surplus notes, capital notes.....			
16.2 Capital and paid in surplus, less treasury stock.....			
16.3 Borrowed funds.....			
16.4 Net deposits on deposit-type contracts and other insurance liabilities.....			
16.5 Dividends to stockholders.....			
16.6 Other cash provided (applied).....	547	11,204	9,679
17. Net cash from financing and miscellaneous sources (Lines 16.1 through 16.4 minus Line 16.5 plus Line 16.6).....	547	11,204	9,679
RECONCILIATION OF CASH, CASH EQUIVALENTS AND SHORT-TERM INVESTMENTS			
18. Net change in cash, cash equivalents and short-term investments (Line 11 plus Line 15 plus Line 17).....	(510,302)	2,217,203	341,080
19. Cash, cash equivalents and short-term investments:			
19.1 Beginning of year.....	2,441,524	2,100,444	2,100,444
19.2 End of period (Line 18 plus Line 19.1).....	1,931,222	4,317,647	2,441,524

Note: Supplemental disclosures of cash flow information for non-cash transactions:

20.0001	Deferred premiums.....	9,481,843	10,529,790	6,091,597
20.0002	Ceded reinsurance payable.....	8,528,607	11,866,322	5,722,090
20.0003	Agents balance in course of collection.....	953,236	648,999	369,506
20.0004	Security exchanges.....	781,002		

NOTES TO THE FINANCIAL STATEMENTS**1. Summary of Significant Accounting Policies and Going Concern****A. Accounting Practices**

The accompanying financial statements of Metropolitan Direct Property and Casualty Insurance Company (the "Company" or "MDIR") have been prepared on the basis of accounting standards prescribed or permitted ("RI SAP") by the State of Rhode Island ("RI") Department of Business Regulation, Insurance Division (the "Department" or "RIDBR").

The Department recognizes only the statutory accounting practices prescribed or permitted by Rhode Island in determining and reporting the financial condition and results of operations of an insurance company, in determining its solvency under the Rhode Island Insurance Law. In 2001, the National Association of Insurance Commissioners' ("NAIC") *Accounting Practices and Procedures Manual* ("NAIC SAP") was adopted as the basis of RI SAP.

The Department has not adopted any prescribed accounting practices that differ from those found in NAIC SAP. A reconciliation of the Company's net income and capital and surplus between RI SAP and NAIC SAP is as follows:

	<u>SSAP Number</u> ⁽¹⁾	<u>Financial Statement Page</u>	<u>Financial Statement Line Number</u>	<u>For the Nine Months Ended September 30, 2020</u>	<u>For the Year Ended December 31, 2019</u>
Net income, RI SAP				\$ 1,044,075	\$ 1,440,942
State prescribed practices: NONE				—	—
State permitted practices: NONE				—	—
Net income, NAIC SAP				<u>\$ 1,044,075</u>	<u>\$ 1,440,942</u>
				<u>September 30, 2020</u>	<u>December 31, 2019</u>
Statutory capital and surplus, RI SAP				\$ 46,816,210	\$ 47,869,670
State prescribed practices: NONE				—	—
State permitted practices: NONE				—	—
Statutory capital and surplus, NAIC SAP				<u>\$ 46,816,210</u>	<u>\$ 47,869,670</u>

⁽¹⁾ Statement of Statutory Accounting Principles ("SSAP")

B. Use of Estimates in the Preparation of the Financial Statements

The preparation of the statutory financial statements requires that management make estimates and assumptions that affect the reported amounts of assets and liabilities at the dates of the financial statements. In applying these estimates, management makes subjective and complex judgments that frequently require assumptions about matters that are inherently uncertain, including the novel coronavirus COVID-19 Pandemic. It also requires disclosure of contingent assets and liabilities at the dates of the financial statements and the reported amounts of revenues and expenses during the reporting periods. Actual results may differ from those estimates.

All references to realized and unrealized net capital gains (losses), including other than temporary impairments ("OTTI") and impairments, are pre-tax unless otherwise noted.

C. Accounting Policy

- (1) No significant change.
- (2) The Company did not sell and reacquire any NAIC Securities Valuation Office Identified Funds.
- (3-5) No significant change.
- (6) Mortgage-backed bonds, included in bonds, are generally stated at amortized cost using the scientific method unless they have a NAIC rating designation of 3, 4, 5, or 6, which are stated at the lower of amortized cost or fair value. Amortization of the discount or premium from the purchase of these securities considers the estimated timing and amount of prepayments of the underlying mortgage loans. Actual prepayment experience is periodically reviewed and effective yields are recalculated when differences arise between the prepayments originally anticipated and the actual prepayments received and currently anticipated. For credit-sensitive mortgage-backed and asset-backed bonds and certain prepayment-sensitive bonds (e.g., interest-only securities), the effective yield is recalculated on a prospective basis. For all other mortgage-backed and asset-backed bonds, the effective yield is recalculated on a retrospective basis.

For certain residential mortgage-backed securities ("RMBS") and commercial mortgage-backed securities ("CMBS"), both an initial and final NAIC designation is determined on a security-by-security basis based on a range of values published by the NAIC. The initial designation is used to determine the carrying value of the RMBS or CMBS. RMBS and CMBS with initial designations of 1 or 2 are stated at amortized cost, while RMBS and CMBS with initial designations of 3, 4, 5 or 6 are stated at the lower of amortized cost or fair value. The final designation calculation compares this carrying value with a range of values, resulting in a final NAIC designation reported herein, which is used for all other accounting and reporting purposes.

NOTES TO THE FINANCIAL STATEMENTS

(7-13) No significant change.

D. Going Concern

Management does not have any substantial doubt about the Company's ability to continue as a going concern.

2. Accounting Changes and Corrections of Errors

On March 27, 2020, President Trump signed into law the Coronavirus Aid, Relief and Economic Security Act ("CARES Act"). Provisions of the act specifically address temporary relief from troubled debt restructurings and temporary modification of loan provisions due to the economic stress caused by shutdown of the U.S. economy. Additionally, Federal and state government agencies and prudential banking regulators have provided temporary relief measures to financial institutions to accommodate temporary loan modifications to borrowers and to insurance carriers to provide temporary relief to premiums due.

On April 15, 2020, the NAIC adopted interpretive accounting guidance in response to the economic effects of the COVID-19 Pandemic. The guidance adopted is temporary and applicable to the financial statements over specific periods of time unless extensions are adopted in the future.

Interpretation No. 20-02, *Extension of Ninety-Day Rule for Impact of COVID-19* ("INT 20-02"), which permits a one-time optional extension of the ninety-day rule for uncollected premium balances, bills receivables for premiums, amounts due from agents and policyholders, amounts due from policyholders for high deductible policies and amounts due from non-government uninsured plans based upon certain restrictions. This guidance was only applicable for the March 31 and June 30, 2020 financial statements and was set to expire as of September 29, 2020. On August 17, 2020, the NAIC adopted to extend this guidance to be applicable for the September 30, 2020 financial statements. As a result of this adoption, the revised expiration date is December 30, 2020. The Company did not utilize the one-time optional extension.

Interpretation No. 20-04, *Mortgage Loans Impairment Assessment Due to COVID-19* ("INT 20-04"), which addresses the impact of loan forbearance or prudent modifications for bank loans, mortgage loans, as well as investments with underlying mortgage loans. Particularly this guidance considers whether a temporary, limited-time exception for the assessment of impairment shall be granted for these loans. This exception would only defer the assessment of impairment due to situations caused by the forbearance or modification of mortgage loan payments and would not delay the recognition of other than temporary impairments if the company made a decision to sell the investment and/or if provisions other than the limited-time forbearance or modifications of mortgage loans payments caused the entity to identify that they would not recover the reported carrying value of the investment. This guidance was only applicable for the March 31 and June 30, 2020 financial statements and was set to expire as of September 29, 2020. On August 17, 2020, the NAIC adopted to extend this guidance to be applicable for the September 30, 2020 financial statements. As a result of this adoption, the revised expiration date is December 30, 2020. The adoption of this guidance did not have an impact on the Company's financial statements.

On June 15, 2020 and July 22, 2020, the NAIC adopted and amended, respectively, Interpretation No. 20-08, *COVID-19 Premium Refunds, Limited-Time Exceptions, Rate Reductions and Policyholder Dividends* in response to the economic effects of the COVID-19 Pandemic. The guidance clarifies that (i) voluntary and jurisdiction-directed refunds that are not required by the policy term, are return of premiums and accounted for as an adjustment to premiums and provided a limited-time exception to allow for underwriting expense reporting for property & casualty line of businesses which met certain requirements. The limited-time exception also includes additional disclosure requirements; (ii) refunds in accordance with insurance policy terms should continue to follow existing guidance in SSAP 53, *Property & Casualty Contracts - Premiums*, SSAP 54R, *Individual and Group Accident and Health Contracts*, or SSAP 66, *Retrospective Rated Contracts*; (iii) offering rate reductions instead of premium refunds shall be recognized as immediate adjustments to premiums if it is on in-force business or reflect in the premium rate charged on future renewals; (iv) disclosures and reporting of policyholder dividends on property and casualty contracts are not impacted by this interpretation but provides additional guidance when dividends are issued in response to COVID-19 decreases in activity; and (v) disclosures on refunds, rate reductions and policyholder dividends because of decreased activity due to COVID-19 are disclosed as unusual and infrequent items in Note 21 Other Items - Section A, *Unusual or Infrequent Items*, in addition to any other existing disclosures relating to policyholder payments. This guidance will be nullified on January 1, 2021. The Company has complied with all required accounting and disclosure requirements. See Note 21A.

3. Business Combinations and Goodwill

No significant change.

4. Discontinued Operations

No significant change.

5. Investments

A-C. No significant change.

D. Loan-backed Securities

(1-5) The Company did not have any loan-backed securities with impairments during the nine months ended September 30, 2020.

NOTES TO THE FINANCIAL STATEMENTS

E. Dollar Repurchase Agreements and/or Securities Lending Transactions

(1-2) No significant change.

(3) Collateral received

The Company did not receive any collateral as of September 30, 2020.

(4-7) No significant change.

F. Repurchase Agreements Transactions Accounted for as Secured Borrowing

The Company did not have any repurchase agreement transactions accounted for as secured borrowings as of September 30, 2020.

G. Reverse Repurchase Agreements Transactions Accounted for as Secured Borrowing

The Company did not have any reverse repurchase agreement transactions accounted for as secured borrowings as of September 30, 2020.

H. Repurchase Agreements Transactions Accounted for as a Sale

The Company did not have any repurchase agreement transactions accounted for as a sale as of September 30, 2020.

I. Reverse Repurchase Agreements Transactions Accounted for as a Sale

The Company did not have any reverse repurchase agreement transactions accounted for as a sale as of September 30, 2020.

J-L. No significant change.

M. Working Capital Finance Investments

The Company had no working capital finance investments as of September 30, 2020.

N. Offsetting and Netting of Assets and Liabilities

The Company had no assets and liabilities which are offset and reported net in accordance with a valid right to offset.

O-P. No significant change.

Q. Prepayment Penalty and Acceleration Fees

The Company did not have any securities sold, redeemed or otherwise disposed of as a result of a callable feature, during the nine months ended September 30, 2020.

6. Joint Ventures, Partnerships and Limited Liability Companies

No significant change.

7. Investment Income

No significant change.

8. Derivative Instruments

No significant change.

9. Income Taxes

A. The components of net deferred tax assets ("DTAs") and deferred tax liabilities ("DTLs") consisted of the following:

	September 30, 2020		
	Ordinary	Capital	Total
Gross DTAs	\$ 1,676,056	\$ —	\$ 1,676,056
Statutory valuation allowance adjustments	—	—	—
Adjusted Gross DTAs	1,676,056	—	1,676,056
DTAs nonadmitted	—	—	—
Subtotal net admitted DTAs	1,676,056	—	1,676,056
DTLs	(9,664)	—	(9,664)
Net admitted DTAs/(Net DTLs)	<u>\$ 1,666,392</u>	<u>\$ —</u>	<u>\$ 1,666,392</u>

NOTES TO THE FINANCIAL STATEMENTS

	December 31, 2019		
	Ordinary	Capital	Total
Gross DTAs	\$ 1,121,035	\$ —	\$ 1,121,035
Statutory valuation allowance adjustments	—	—	—
Adjusted Gross DTAs	1,121,035	—	1,121,035
DTAs nonadmitted	—	—	—
Subtotal net admitted DTAs	1,121,035	—	1,121,035
DTLs	(6,187)	—	(6,187)
Net admitted DTAs/(Net DTLs)	<u>\$ 1,114,848</u>	<u>\$ —</u>	<u>\$ 1,114,848</u>

	Change		
	Ordinary	Capital	Total
Gross DTAs	\$ 555,021	\$ —	\$ 555,021
Statutory valuation allowance adjustments	—	—	—
Adjusted Gross DTAs	555,021	—	555,021
DTAs nonadmitted	—	—	—
Subtotal net admitted DTAs	555,021	—	555,021
DTLs	(3,477)	—	(3,477)
Net admitted DTAs/(Net DTLs)	<u>\$ 551,544</u>	<u>\$ —</u>	<u>\$ 551,544</u>

Admission calculation components - SSAP No. 101 *Income Taxes*, (“SSAP 101”):

	September 30, 2020		
	Ordinary	Capital	Total
Federal income taxes paid in prior years recoverable through loss carrybacks	\$ 45,000	\$ —	\$ 45,000
Adjusted gross DTAs expected to be realized (excluding the amount of DTAs from above) after application of the threshold limitation (the lesser of 1 and 2 below)	1,631,056	—	1,631,056
1. Adjusted gross DTAs expected to be realized following the balance sheet date	1,631,056	—	1,631,056
2. Adjusted gross DTAs allowed per limitation threshold	XXX	XXX	6,772,473
Adjusted gross DTAs (excluding the amount of DTAs from above) offset by gross DTLs	—	—	—
DTAs admitted as the result of application of SSAP 101 total	<u>\$ 1,676,056</u>	<u>\$ —</u>	<u>\$ 1,676,056</u>

	December 31, 2019		
	Ordinary	Capital	Total
Federal income taxes paid in prior years recoverable through loss carrybacks	\$ —	\$ —	\$ —
Adjusted gross DTAs expected to be realized (excluding the amount of DTAs from above) after application of the threshold limitation (the lesser of 1 and 2 below)	1,121,034	—	1,121,034
1. Adjusted gross DTAs expected to be realized following the balance sheet date	1,121,034	—	1,121,034
2. Adjusted gross DTAs allowed per limitation threshold	XXX	XXX	7,013,223
Adjusted gross DTAs (excluding the amount of DTAs from above) offset by gross DTLs	1	—	1
DTAs admitted as the result of application of SSAP 101 total	<u>\$ 1,121,035</u>	<u>\$ —</u>	<u>\$ 1,121,035</u>

NOTES TO THE FINANCIAL STATEMENTS

	Change		
	Ordinary	Capital	Total
Federal income taxes paid in prior years recoverable through loss carrybacks	\$ 45,000	\$ —	\$ 45,000
Adjusted gross DTAs expected to be realized (excluding the amount of DTAs from above) after application of the threshold limitation (the lesser of 1 and 2 below)	510,022	—	510,022
1. Adjusted gross DTAs expected to be realized following the balance sheet date	510,022	—	510,022
2. Adjusted gross DTAs allowed per limitation threshold	XXX	XXX	(240,750)
Adjusted gross DTAs (excluding the amount of DTAs from above) offset by gross DTLs	(1)	—	(1)
DTAs admitted as the result of application of SSAP 101 total	<u>\$ 555,021</u>	<u>\$ —</u>	<u>\$ 555,021</u>

	September 30, 2020	December 31, 2019
RBC percentage used to determine recovery period and threshold limitation amount	18608 %	19270 %
Amount of total adjusted capital used to determine recovery period and threshold limitation	\$ 45,149,818	\$ 46,754,822

Management believes the Company will be able to utilize the DTAs in the future without any tax planning strategies.

Do the Company's tax planning strategies include the use of reinsurance? No

B. No significant change.

C. Current income taxes incurred consisted of the following major components:

	September 30, 2020	December 31, 2019
Current income tax:		
Federal	\$ 148,318	\$ 111,165
Foreign	—	—
Subtotal	148,318	111,165
Federal income tax on net capital gains/(losses)	28,195	6,272
Utilization of capital loss carryforwards	—	—
Other	—	—
Federal and foreign income taxes incurred	<u>\$ 176,513</u>	<u>\$ 117,437</u>

The changes in the main components of deferred income tax amounts were as follows:

	September 30, 2020	December 31, 2019	Change
DTAs:			
Ordinary:			
Discounting of unpaid losses	\$ —	\$ —	\$ —
Unearned premium reserve	—	—	—
Policyholder reserves	—	—	—
Investments	—	—	—
Deferred acquisition costs	—	—	—
Policyholder dividends accrual	—	—	—
Fixed assets	—	—	—
Compensation and benefits accrual	—	—	—
Pension accrual	—	—	—
Receivables - nonadmitted	—	—	—
Net operating loss carryforward	—	—	—
Tax credit carryforwards	807	2,094	(1,287)
Other (including items <5% of total ordinary tax assets)	—	—	—
Nonadmitted assets	1,675,249	1,118,941	556,308
Subtotal	1,676,056	1,121,035	555,021
Statutory valuation allowance adjustment	—	—	—
Nonadmitted	—	—	—
Admitted ordinary DTAs	1,676,056	1,121,035	555,021

NOTES TO THE FINANCIAL STATEMENTS

	<u>September 30, 2020</u>	<u>December 31, 2019</u>	<u>Change</u>
Capital:			
Investments	—	—	—
Net capital loss carryforward	—	—	—
Real estate	—	—	—
Other (including items <5% of total capital tax assets)	—	—	—
Subtotal	<u>—</u>	<u>—</u>	<u>—</u>
Statutory valuation allowance adjustment	—	—	—
Nonadmitted	—	—	—
Admitted capital DTAs	—	—	—
Admitted DTAs	<u>\$ 1,676,056</u>	<u>\$ 1,121,035</u>	<u>\$ 555,021</u>
DTLs:			
Ordinary:			
Investments	\$ (8,215)	\$ (4,736)	\$ (3,479)
Fixed assets	—	—	—
Deferred and uncollected premiums	—	—	—
Policyholder reserves	—	—	—
Other (including items <5% of total ordinary tax liabilities)	(1,449)	(1,451)	2
Subtotal	<u>(9,664)</u>	<u>(6,187)</u>	<u>(3,477)</u>
Capital:			
Investments	—	—	—
Real estate	—	—	—
Other (including items <5% of total capital tax liabilities)	—	—	—
Subtotal	<u>—</u>	<u>—</u>	<u>—</u>
DTLs	<u>\$ (9,664)</u>	<u>\$ (6,187)</u>	<u>\$ (3,477)</u>
Net DTAs/(DTLs)	<u>\$ 1,666,392</u>	<u>\$ 1,114,848</u>	\$ 551,544
		Change in net DTA	<u>\$ 551,544</u>

- D. The provision for Federal and foreign income taxes incurred is different from that which would be obtained by applying the statutory Federal income tax rate to net gain (loss) from operations after dividends to policyholders and before Federal income tax. The significant items causing the difference were as follows:

	<u>September 30, 2020</u>
Net income, before net realized capital gains (losses), after dividends to policyholders and before all other Federal and foreign income taxes @ 21%	\$ 228,130
Net realized capital gains (losses) @ 21%	28,194
Tax effect of:	
Nondeductible expenses	\$ 1,050
Tax exempt income	(76,097)
Change in nonadmitted assets	(556,308)
Total statutory income taxes (benefit)	<u>\$ (375,031)</u>
Federal and foreign income taxes incurred including tax on realized capital gains	\$ 176,513
Change in net DTAs	(551,544)
Total statutory income taxes (benefit)	<u>\$ (375,031)</u>

E-H. No significant change.

NOTES TO THE FINANCIAL STATEMENTS

I. Alternative Minimum Tax Credit

The Company's recognized amount of Alternative Minimum Tax ("AMT") Credit was as follows:

	<u>September 30, 2020</u>
(1) Gross AMT Credit Recognized as:	
a. Current year recoverable	\$ 1,287
b. DTAs	\$ 807
(2) Beginning Balance of AMT Credit Carryforward	\$ 2,094
(3) Amounts Recovered	1,287
(4) Adjustments	<u>—</u>
(5) Ending Balance of AMT Credit Carryforward (5=2-3-4)	807
(6) Reduction for Sequestration	—
(7) Nonadmitted by Reporting Entity	<u>—</u>
(8) Reporting Entity Ending Balance (8=5-6-7)	<u><u>\$ 807</u></u>

10. Information Concerning Parents, Subsidiaries, Affiliates and Other Related Parties

A-C. No significant change.

D. The Company has receivables and payables with affiliates for services necessary to conduct its business. Receivables expected to be settled within 90 days are admitted. Receivables from affiliates totaled \$0 and \$139 at September 30, 2020 and December 31, 2019, respectively, all of which were nonadmitted. Payables to affiliates totaled \$3,084 and \$2,928 at September 30, 2020 and December 31, 2019, respectively.

E-O. No significant change.

11. Debt

A. No significant change.

B. The Company has not issued any debt to the Federal Home Loan Bank.

12. Retirement Plans, Deferred Compensation, Postemployment Benefits and Compensated Absences and Other Postretirement Benefit Plans

As of September 30, 2020, the Company did not sponsor any retirement plans, deferred compensation, postemployment benefits and compensated absences and other postretirement plans.

13. Capital and Surplus, Shareholder's Dividend Restrictions and Quasi Reorganizations

No significant change.

14. Liabilities, Contingencies and Assessments

A-F. No significant change.

G. All Other Contingencies

Uncollectible Premium Receivables

In response to regulators, the Company has temporarily extended the grace period for the payment of premiums or offered alternative payment arrangements in light of current economic conditions (See Note 1B). Based upon Company experience, the amount of premiums and other accounts receivable that may become uncollectible and result in a potential loss is not material to the Company's financial condition.

Litigation

Various litigation, claims and assessments against the Company, in addition to those otherwise provided for in the Company's financial statements, have arisen in the course of the Company's business, including, but not limited to, in connection with its activities as an insurer, employer, investor or taxpayer. Further, state insurance regulatory and other federal and state authorities regularly make inquiries and conduct investigations concerning the Company's compliance with applicable insurance and other laws and regulations.

On a quarterly and annual basis, management reviews relevant information with respect to liabilities for litigation, regulatory investigations and litigation-related contingencies to be reflected in the Company's financial statements. Liabilities are established when it is probable that a loss has been incurred and the amount of the loss can be reasonably estimated.

NOTES TO THE FINANCIAL STATEMENTS**15. Leases**

No significant change.

16. Information about Financial Instruments with Off-Balance Sheet Risk and Financial Instruments with Concentrations of Credit Risk

No significant change.

17. Sale, Transfer and Servicing of Financial Assets and Extinguishments of Liabilities**A. Transfers of Receivables Reported as Sales**

No significant change.

B. Transfer and Servicing of Financial Assets

The Company did not participate in the transfer or servicing of financial assets during the nine months ended September 30, 2020.

C. Wash Sales

(1) In the course of the Company's asset management, securities are not sold and reacquired within 30 days of the sale date to enhance the Company's yield on its investment portfolio. There may be occasional isolated incidents where wash sales occur.

(2) The Company had no wash sales with an NAIC designation 3 or below or unrated securities during the nine months ended September 30, 2020.

18. Gain or Loss to the Reporting Entity from Uninsured Plans and the Uninsured Portion of Partially Insured Plans

No significant change.

19. Direct Premium Written/Produced by Managing General Agents/Third Party Administrators

No significant change.

20. Fair Value Measurement

A. At September 30, 2020, the Company's Statutory Statements of Assets, Liabilities, Surplus and Other Funds had no financial assets and liabilities measured and reported at estimated fair value or net asset value ("NAV").

B. The Company provides no other fair value information.

C. Estimated Fair Value of All Financial Instruments

Information related to the aggregate fair value of financial instruments is shown below at:

	September 30, 2020						
	Aggregate Fair Value	Admitted Value	Level 1	Level 2	Level 3	NAV	Not Practicable (Carrying Value)
Assets							
Bonds	\$ 53,879,996	\$ 51,146,577	\$ 20,420,067	\$ 33,459,929	\$ —	\$ —	\$ —
Cash and cash equivalents	1,931,222	1,931,222	1,931,222	—	—	—	—
Investment income due and accrued	448,554	448,554	—	448,554	—	—	—
Total assets	<u>\$ 56,259,772</u>	<u>\$ 53,526,353</u>	<u>\$ 22,351,289</u>	<u>\$ 33,908,483</u>	<u>\$ —</u>	<u>\$ —</u>	<u>\$ —</u>
	December 31, 2019						
	Aggregate Fair Value	Admitted Value	Level 1	Level 2	Level 3	NAV	Not Practicable (Carrying Value)
Assets							
Bonds	\$ 50,933,063	\$ 49,293,194	\$ 15,937,935	\$ 34,995,128	\$ —	\$ —	\$ —
Cash and cash equivalents	2,441,571	2,441,524	2,441,571	—	—	—	—
Investment income due and accrued	270,501	270,501	—	270,501	—	—	—
Total assets	<u>\$ 53,645,135</u>	<u>\$ 52,005,219</u>	<u>\$ 18,379,506</u>	<u>\$ 35,265,629</u>	<u>\$ —</u>	<u>\$ —</u>	<u>\$ —</u>

Assets and Liabilities

The methods and significant assumptions used to estimate the fair value of all financial instruments are presented below.

The Company defines fair value as the price that would be received to sell an asset or paid to transfer a liability (an exit price) in the principal or most advantageous market for the asset or liability in an orderly transaction between

NOTES TO THE FINANCIAL STATEMENTS

market participants on the measurement date. In most cases, the exit price and the transaction (or entry) price will be the same at initial recognition.

When developing estimated fair values, the Company considers two broad valuation techniques: (i) the market approach and (ii) the income approach. The Company determines the most appropriate valuation technique to use, given what is being measured and the availability of sufficient inputs, giving priority to observable inputs.

The Company categorizes its financial assets and liabilities into a three-level hierarchy, based on the significant input with the lowest level in their valuation. The input levels are as follows. Level 1 - Unadjusted quoted prices in active markets for identical assets or liabilities. The Company defines active markets based on average trading volume for common stock. The size of the bid/ask spread is used as an indicator of market activity for bonds. Level 2 - Quoted prices in markets that are not active or inputs that are observable either directly or indirectly. These inputs can include quoted prices for similar but not identical assets or liabilities other than quoted prices in Level 1, quoted prices in markets that are not active, or other significant inputs that are observable or can be derived principally from or corroborated by observable market data for substantially the full term of the assets or liabilities. Level 3 - Unobservable inputs that are supported by little or no market activity and are significant to the determination of estimated fair value of the assets and liabilities. Unobservable inputs reflect the reporting entity's own assumptions about the assumptions that market participants would use in pricing the asset or liability.

In general, investments classified within Level 3 use many of the same valuation techniques and inputs as described in the Level 2 discussions below. However, if key inputs are unobservable, or if the investments are less liquid and there is very limited trading activity, the investments are generally classified as Level 3. The use of independent non-binding broker quotations to value investments generally indicates there is a lack of liquidity or the general lack of transparency in the process to develop the valuation estimates generally causing these investments to be classified in Level 3.

Bonds, Cash and Cash Equivalents

When available, the estimated fair value for bonds, including loan-backed securities, and cash equivalents, are based on quoted prices in active markets that are readily and regularly obtainable. Generally, these investments are classified in Level 1, are the most liquid of the Company's securities holdings and valuation of these securities does not involve management's judgment.

When quoted prices in active markets are not available, the determination of estimated fair value is based on market standard valuation methodologies, giving priority to observable inputs. The significant inputs to the market standard valuation methodologies for certain types of securities with reasonable levels of price transparency are inputs that are observable in the market or can be derived principally from or corroborated by observable market data. Generally, these investments are classified in Level 2.

When observable inputs are not available, the market standard valuation methodologies rely on inputs that are significant to the estimated fair value that are not observable in the market or cannot be derived principally from or corroborated by observable market data. These unobservable inputs can be based in large part on management's judgment or estimation, and cannot be supported by reference to market activity. Even though these inputs are unobservable, management believes they are consistent with what other market participants would use when pricing such securities and are considered appropriate given the circumstances. Generally, these investments are classified in Level 3.

The use of different methodologies, assumptions and inputs may have a material effect on the estimated fair values of the Company's securities holdings.

The estimated fair value for cash approximates carrying value and is classified as Level 1 given the nature of cash.

Investment Income Due and Accrued

Due to the short-term nature of investment income due and accrued, the Company believes there is minimal risk of material changes in interest rates or the credit of the issuer such that estimated fair value approximates carrying value. These amounts are generally classified as Level 2.

- D. At September 30, 2020, the Company had no investments where it was not practicable to estimate fair value.
- E. The Company did not have any investments that were measured using NAV as a practical expedient as of September 30, 2020.

21. Other Items

- A. Unusual or Infrequent Items

The Company has issued \$9,249,294 of premium refunds related to COVID-19 as of September 30, 2020. The Company accounted for these refunds as a reduction of premium in the Statement of Income.

- B-H. No significant change.

NOTES TO THE FINANCIAL STATEMENTS**22. Events Subsequent**

The Company has evaluated events subsequent to September 30, 2020 through November 11, 2020, which is the date these financial statements were available to be issued, and has determined there are no material subsequent events requiring adjustment to or disclosure in the financial statements.

The Company is not subject to the annual fee imposed under Section 9010 of the Affordable Care Act (“ACA”).

23. Reinsurance

No significant change.

24. Retrospectively Rated Contracts & Contracts Subject to Redetermination

A-E. No significant change.

F. The Company is not subject to the risk sharing provision of the ACA.

25. Change in Incurred Losses and Loss Adjustment Expenses

A. The Company had no change in incurred losses and no loss adjustment expenses during the nine months ended September 30, 2020.

B. There were no significant changes in methodologies and assumptions used in calculating the liability for unpaid losses and loss adjustment expenses during the nine months ended September 30, 2020.

26. Intercompany Pooling Arrangements

No significant change.

27. Structured Settlements

A. The Company has purchased annuities with the claimant as payee for which the Company has a contingent liability. The Company eliminated its loss reserves for these claims at the time the annuities were purchased. A contingent liability exists to the extent that the issuers of the annuity contracts become unable to fulfill their contractual obligations. The present value of all annuity contracts still in force at September 30, 2020 was \$306,217.

Loss Reserves Eliminated by Annuities	Unrecorded Loss Contingencies
\$ 306,217	\$ 114,971

B. No significant change.

28. Health Care Receivables

No significant change.

29. Participating Policies

No significant change.

30. Premium Deficiency Reserves

No significant change.

31. High Deductibles

No significant change.

32. Discounting of Liabilities for Unpaid Losses or Unpaid Loss Adjustment Expenses

No significant change.

33. Asbestos/Environmental Reserves

No significant change.

34. Subscriber Savings Accounts

No significant change.

NOTES TO THE FINANCIAL STATEMENTS

35. *Multiple Peril Crop Insurance*

No significant change.

36. *Financial Guaranty Insurance*

A. No significant change.

B. As of September 30, 2020, the Company did not have any financial guaranty contracts.

Statement for September 30, 2020 of the **Metropolitan Direct Property and Casualty Insurance Company**
GENERAL INTERROGATORIES

PART 1 - COMMON INTERROGATORIES

GENERAL

1.1 Did the reporting entity experience any material transactions requiring the filing of Disclosure of Material Transactions with the State of Domicile, as required by the Model Act? Yes [] No [X]

1.2 If yes, has the report been filed with the domiciliary state? Yes [] No []

2.1 Has any change been made during the year of this statement in the charter, by-laws, articles of incorporation, or deed of settlement of the reporting entity? Yes [] No [X]

2.2 If yes, date of change:

3.1 Is the reporting entity a member of an Insurance Holding Company System consisting of two or more affiliated persons, one or more of which is an insurer? If yes, complete Schedule Y, Parts 1 and 1A. Yes [X] No []

3.2 Have there been any substantial changes in the organizational chart since the prior quarter end? Yes [X] No []

3.3 If the response to 3.2 is yes, provide a brief description of those changes.

Various mergers, reorganizations and formations - See Schedule Y Part 1, Organization Chart - regarding information concerning activities of insurer members of a holding company group.

3.4 Is the reporting entity publicly traded or a member of a publicly traded group? Yes [X] No []

3.5 If the response to 3.4 is yes, provide the CIK (Central Index Key) code issued by the SEC for the entity/group. 1099219

4.1 Has the reporting entity been a party to a merger or consolidation during the period covered by this statement? If yes, complete and file the merger history data file with the NAIC for the annual filing corresponding to this period. Yes [] No [X]

4.2 If yes, provide name of entity, NAIC Company Code, and state of domicile (use two letter state abbreviation) for any entity that has ceased to exist as a result of the merger or consolidation.

1 Name of Entity	2 NAIC Company Code	3 State of Domicile

5. If the reporting entity is subject to a management agreement, including third-party administrator(s), managing general agent(s), attorney-in-fact, or similar agreement, have there been any significant changes regarding the terms of the agreement or principals involved? If yes, attach an explanation. Yes [] No [X] N/A []

6.1 State as of what date the latest financial examination of the reporting entity was made or is being made. 12/31/2016

6.2 State the as of date that the latest financial examination report became available from either the state of domicile or the reporting entity. This date should be the date of the examined balance sheet and not the date the report was completed or released. 12/31/2016

6.3 State as of what date the latest financial examination report became available to other states or the public from either the state of domicile or the reporting entity. This is the release date or completion date of the examination report and not the date of the examination (balance sheet date). 01/11/2018

6.4 By what department or departments?

Rhode Island Insurance Division / Department of Business Regulation

6.5 Have all financial statement adjustments within the latest financial examination report been accounted for in a subsequent financial statement filed with Departments? Yes [] No [] N/A [X]

6.6 Have all of the recommendations within the latest financial examination report been complied with? Yes [] No [] N/A [X]

7.1 Has this reporting entity had any Certificates of Authority, licenses or registrations (including corporate registration, if applicable) suspended or revoked by any governmental entity during the reporting period? Yes [] No [X]

7.2 If yes, give full information:

8.1 Is the company a subsidiary of a bank holding company regulated with the Federal Reserve Board? Yes [] No [X]

8.2 If response to 8.1 is yes, please identify the name of the bank holding company.

8.3 Is the company affiliated with one or more banks, thrifts or securities firms? Yes [X] No []

8.4 If the response to 8.3 is yes, please provide below the names and location (city and state of the main office) of any affiliates regulated by a federal regulatory services agency [i.e. the Federal Reserve Board (FRB), the Office of the Comptroller of the Currency (OCC), the Federal Deposit Insurance Corporation (FDIC) and the Securities Exchange Commission (SEC)] and identify the affiliate's primary federal regulator].

1 Affiliate Name	2 Location (City, State)	3 FRB	4 OCC	5 FDIC	6 SEC
MetLife Investment Advisors, LLC	Whippany, NJ				YES
MetLife Investors Distribution Company	New York, NY				YES
MetLife Investments Securities, LLC	Whippany, NJ				YES

9.1 Are the senior officers (principal executive officer, principal financial officer, principal accounting officer or controller, or persons performing similar functions) of the reporting entity subject to a code of ethics, which includes the following standards? Yes [X] No []

- (a) Honest and ethical conduct, including the ethical handling of actual or apparent conflicts of interest between personal and professional relationships;
- (b) Full, fair, accurate, timely and understandable disclosure in the periodic reports required to be filed by the reporting entity;
- (c) Compliance with applicable governmental laws, rules and regulations;
- (d) The prompt internal reporting of violations to an appropriate person or persons identified in the code; and
- (e) Accountability for adherence to the code.

9.11 If the response to 9.1 is No, please explain:

9.2 Has the code of ethics for senior managers been amended? Yes [] No [X]

9.21 If the response to 9.2 is Yes, provide information related to amendment(s).

Statement for September 30, 2020 of the **Metropolitan Direct Property and Casualty Insurance Company**
GENERAL INTERROGATORIES

PART 1 - COMMON INTERROGATORIES

- 9.3 Have any provisions of the code of ethics been waived for any of the specified officers? Yes [] No [X]
 9.31 If the response to 9.3 is Yes, provide the nature of any waiver(s).

FINANCIAL

- 10.1 Does the reporting entity report any amounts due from parent, subsidiaries or affiliates on Page 2 of this statement? Yes [] No [X]
 10.2 If yes, indicate any amounts receivable from parent included in the Page 2 amount: \$ 0

INVESTMENT

- 11.1 Were any of the stocks, bonds, or other assets of the reporting entity loaned, placed under option agreement, or otherwise made available for use by another person? (Exclude securities under securities lending agreements.) Yes [] No [X]
 11.2 If yes, give full and complete information relating thereto:

12. Amount of real estate and mortgages held in other invested assets in Schedule BA: \$ 0
 13. Amount of real estate and mortgages held in short-term investments: \$ 0
 14.1 Does the reporting entity have any investments in parent, subsidiaries and affiliates? Yes [] No [X]
 14.2 If yes, please complete the following:

- 14.21 Bonds
 14.22 Preferred Stock
 14.23 Common Stock
 14.24 Short-Term Investments
 14.25 Mortgage Loans on Real Estate
 14.26 All Other
 14.27 Total Investment in Parent, Subsidiaries and Affiliates (Subtotal Lines 14.21 to 14.26)
 14.28 Total Investment in Parent included in Lines 14.21 to 14.26 above

	1 Prior Year End Book/Adjusted Carrying Value	2 Current Quarter Book/Adjusted Carrying Value
\$	0	\$ 0
	0	0
	0	0
	0	0
	0	0
	0	0
\$	0	\$ 0
\$	0	\$ 0

- 15.1 Has the reporting entity entered into any hedging transactions reported on Schedule DB? Yes [] No [X]
 15.2 If yes, has a comprehensive description of the hedging program been made available to the domiciliary state? Yes [] No [] N/A [X]
 If no, attach a description with this statement.

16. For the reporting entity's security lending program, state the amount of the following as of current statement date:

- 16.1 Total fair value of reinvested collateral assets reported on Schedule DL, Parts 1 and 2: \$ 0
 16.2 Total book adjusted/carrying value of reinvested collateral assets reported on Schedule DL, Parts 1 and 2: \$ 0
 16.3 Total payable for securities lending reported on the liability page: \$ 0

17. Excluding items in Schedule E-Part 3-Special Deposits, real estate, mortgage loans and investments held physically in the reporting entity's offices, vaults or safety deposit boxes, were all stocks, bonds and other securities, owned throughout the current year held pursuant to a custodial agreement with a qualified bank or trust company in accordance with Section 1, III - General Examination Considerations, F. Outsourcing of Critical Functions, Custodial or Safekeeping Agreements of the NAIC *Financial Condition Examiners Handbook*? Yes [X] No []

17.1 For all agreements that comply with the requirements of the NAIC *Financial Condition Examiners Handbook*, complete the following:

1 Name of Custodian(s)	2 Custodian Address
JP Morgan Chase & Co	4 New York Plaza - 12th Floor, New York, NY, 10004

17.2 For all agreements that do not comply with the requirements of the NAIC *Financial Condition Examiners Handbook*, provide the name, location and a complete explanation:

1 Name(s)	2 Location(s)	3 Complete Explanation(s)

- 17.3 Have there been any changes, including name changes, in the custodian(s) identified in 17.1 during the current quarter? Yes [] No [X]
 17.4 If yes, give full and complete information relating thereto:

1 Old Custodian	2 New Custodian	3 Date of Change	4 Reason

17.5 Investment management – Identify all investment advisors, investment managers, broker/dealers, including individuals that have the authority to make investment decisions on behalf of the reporting entity. For assets that are managed internally by employees of the reporting entity, note as such "[...] that have access to the investment accounts", "handle securities"].

1 Name of Firm or Individual	2 Affiliation
MetLife Investment Management, LLC	A

- 17.5097 For those firms/individuals listed in the table for Question 17.5, do any firms/individuals unaffiliated with the reporting entity (i.e., designated with a "U") manage more than 10% of the reporting entity's invested assets? Yes [] No [X]
 17.5098 For firms/individuals unaffiliated with the reporting entity (i.e., designated with a "U") listed in the table for Question 17.5, does the total assets under management aggregate to more than 50% of the reporting entity's invested assets? Yes [] No [X]

17.6 For those firms or individuals listed in the table for 17.5 with an affiliation code of "A" (affiliated) or "U" (unaffiliated), provide the information for the table below.

1 Central Registration Depository Number	2 Name of Firm or Individual	3 Legal Entity Identifier (LEI)	4 Registered With	5 Investment Management Agreement (IMA) Filed
142463	MetLife Investment Management, LLC	EAU072Q8FCR1S0XGYJ21	SEC	DS

GENERAL INTERROGATORIES

PART 1 - COMMON INTERROGATORIES

- 18.1 Have all the filing requirements of the *Purposes and Procedures Manual of the NAIC Investment Analysis Office* been followed? Yes No
- 18.2 If no, list exceptions:
19. By self-designating 5GI securities, the reporting entity is certifying the following elements for each self-designated 5GI security:
- a. Documentation necessary to permit a full credit analysis of the security does not exist or an NAIC CRP credit rating for an FE or PL security is not available.
 - b. Issuer or obligor is current on all contracted interest and principal payments.
 - c. The insurer has an actual expectation of ultimate payment of all contracted interest and principal.
- Has the reporting entity self-designated 5GI securities? Yes No
20. By self-designating PLGI securities, the reporting entity is certifying the following elements for each self-designated PLGI security:
- a. The security was purchased prior to January 1, 2018.
 - b. The reporting entity is holding capital commensurate with the NAIC Designation reported for the security.
 - c. The NAIC Designation was derived from the credit rating assigned by an NAIC CRP in its legal capacity as a NRSRO which is shown on a current private letter rating held by the insurer and available for examination by state insurance regulators.
 - d. The reporting entity is not permitted to share this credit rating of the PL security with the SVO.
- Has the reporting entity self-designated PLGI securities? Yes No
21. By assigning FE to a Schedule BA non-registered private fund, the reporting entity is certifying the following elements of each self-designated FE fund:
- a. The security was purchased prior to January 1, 2019.
 - b. The reporting entity is holding capital commensurate with the NAIC Designation reported for the security.
 - c. The security had a public credit rating(s) with annual surveillance assigned by an NAIC CRP in its legal capacity as an NRSRO prior to January 1, 2019.
 - d. The fund only or predominantly holds bonds in its portfolio.
 - e. The current reporting NAIC designation was derived from the public credit rating(s) with annual surveillance assigned by an NAIC CRP in its legal capacity as an NRSRO.
 - f. The public credit rating(s) with annual surveillance assigned by an NAIC CRP has not lapsed.
- Has the reporting entity assigned FE to Schedule BA non-registered private funds that complied with the above criteria? Yes No

Statement for September 30, 2020 of the **Metropolitan Direct Property and Casualty Insurance Company**
GENERAL INTERROGATORIES (continued)

PART 2 – PROPERTY & CASUALTY INTERROGATORIES

1. If the reporting entity is a member of a pooling arrangement, did the agreement or the reporting entity's participation change? Yes [] No [] N/A [X]
 If yes, attach an explanation.

2. Has the reporting entity reinsured any risk with any other reporting entity and agreed to release such entity from liability, in whole or in part, from any loss that may occur on the risk, or portion thereof, reinsured? Yes [] No [X]
 If yes, attach an explanation.

3.1 Have any of the reporting entity's primary reinsurance contracts been canceled? Yes [] No [X]

3.2 If yes, give full and complete information thereto:

4.1 Are any of the liabilities for unpaid losses and loss adjustment expenses other than certain workers' compensation tabular reserves (see *Annual Statement Instructions* pertaining to disclosure of discounting for definition of "tabular reserves.") discounted at a rate of interest greater than zero? Yes [] No [X]

4.2 If yes, complete the following schedule:

1 Line of Business	2 Maximum Interest	3 Disc. Rate	Total Discount				Discount Taken During Period			
			4 Unpaid Losses	5 Unpaid LAE	6 IBNR	7 Total	8 Unpaid Losses	9 Unpaid LAE	10 IBNR	11 Total
	0.000	0.000	0	0	0	0	0	0	0	0
Total	XXX	XXX	0	0	0	0	0	0	0	0

5. Operating Percentages:

5.1 A&H loss percent 0.000%

5.2 A&H cost containment percent 0.000%

5.3 A&H expense percent excluding cost containment expenses 0.000%

6.1 Do you act as a custodian for health savings accounts? Yes [] No [X]

6.2 If yes, please provide the amount of custodial funds held as of the reporting date. \$ 0

6.3 Do you act as an administrator for health savings accounts? Yes [] No [X]

6.4 If yes, please provide the amount of funds administered as of the reporting date. \$ 0

7. Is the reporting entity licensed or chartered, registered, qualified, eligible or writing business in at least two states? Yes [X] No []

7.1 If no, does the reporting entity assume reinsurance business that covers risks residing in at least one state other than the state of domicile of the reporting entity? Yes [] No []

SCHEDULE F - CEDED REINSURANCE

Showing All New Reinsurers - Current Year to Date

1 NAIC Company Code	2 ID Number	3 Name of Reinsurer	4 Domiciliary Jurisdiction	5 Type of Reinsurer	6 Certified Reinsurer Rating (1 through 6)	7 Effective Date of Certified Reinsurer Rating
------------------------------	----------------	------------------------	----------------------------------	---------------------------	---	--

NONE

SCHEDULE T - EXHIBIT OF PREMIUMS WRITTEN

Current Year to Date - Allocated by States and Territories

States, Etc.	1 Active Status (a)	Direct Premiums Written		Direct Losses Paid (Deducting Salvage)		Direct Losses Unpaid	
		2 Current Year to Date	3 Prior Year to Date	4 Current Year to Date	5 Prior Year to Date	6 Current Year to Date	7 Prior Year to Date
1. Alabama.....AL.....L.....		330,407	871,627	623,598	870,664	208,063	540,558
2. Alaska.....AK.....L.....							(2)
3. Arizona.....AZ.....L.....		188,520	239,547	26,187	32,172	47,722	28,853
4. Arkansas.....AR.....L.....		73,280	155,609	56,347	95,814	8,270	95,416
5. California.....CA.....L.....		140,908,986	151,878,776	81,248,631	85,505,182	77,325,945	61,503,126
6. Colorado.....CO.....L.....		5,908,062	6,846,794	2,699,243	4,227,446	1,505,561	1,909,350
7. Connecticut.....CT.....L.....		460,046	919,235	295,268	702,820	281,928	562,813
8. Delaware.....DE.....L.....		27,050	27,828	1,676,002		3,816,702	2,583,048
9. District of Columbia.....DC.....L.....							
10. Florida.....FL.....L.....							
11. Georgia.....GA.....L.....		150,137	183,373	20,429	193,411	62,164	25,844
12. Hawaii.....HI.....L.....							
13. Idaho.....ID.....L.....		114,028	261,753	81,566	182,632	21,062	50,638
14. Illinois.....IL.....L.....		1,779,401	772,882	675,539	402,890	572,108	262,099
15. Indiana.....IN.....L.....		469,272	483,704	181,759	368,944	43,891	232,902
16. Iowa.....IA.....L.....		62,109	157,257	122,613	128,395	29,925	53,397
17. Kansas.....KS.....L.....							
18. Kentucky.....KY.....L.....		14,990,220	17,276,944	6,923,351	9,124,931	6,428,966	6,076,245
19. Louisiana.....LA.....L.....							
20. Maine.....ME.....L.....							
21. Maryland.....MD.....L.....		1,913,332	2,242,930	734,436	1,464,464	789,903	770,212
22. Massachusetts.....MA.....N.....							
23. Michigan.....MI.....L.....		2,583,029	3,016,601	1,860,519	2,388,009	8,725,551	9,613,314
24. Minnesota.....MN.....N.....							
25. Mississippi.....MS.....L.....		7,376,164	8,709,149	4,443,586	5,228,234	4,255,530	3,517,731
26. Missouri.....MO.....L.....		160,318	196,924	77,903	102,014	186,482	107,016
27. Montana.....MT.....L.....							
28. Nebraska.....NE.....L.....		1,025,375	1,027,794	721,706	699,142	150,138	320,291
29. Nevada.....NV.....L.....		1,148	2,920			154	255
30. New Hampshire.....NH.....L.....							
31. New Jersey.....NJ.....L.....		9,263,242	10,523,227	5,144,787	7,845,792	7,191,775	6,617,607
32. New Mexico.....NM.....L.....		4,686,646	4,948,407	2,214,958	2,950,675	3,043,567	2,788,097
33. New York.....NY.....L.....							
34. North Carolina.....NC.....L.....		5,930,997	6,533,572	2,548,911	3,613,388	1,864,323	2,024,358
35. North Dakota.....ND.....L.....		2,273	2,854			307	1,620
36. Ohio.....OH.....L.....		44,578	42,060	46,982	38,146	8,464	82,243
37. Oklahoma.....OK.....L.....		114,622	300,697	44,919	195,860	109,614	113,074
38. Oregon.....OR.....L.....		11,667,406	12,380,899	6,652,398	5,608,387	6,084,550	4,804,732
39. Pennsylvania.....PA.....L.....		7,912,920	8,329,433	3,654,137	4,120,042	2,952,888	2,021,114
40. Rhode Island.....RI.....L.....							
41. South Carolina.....SC.....L.....		16,323,555	17,726,979	9,854,274	11,141,423	9,020,350	6,864,292
42. South Dakota.....SD.....L.....		14,432	33,351	23,716	17,645	2,136	49,673
43. Tennessee.....TN.....L.....		154,231	395,171	117,186	186,124	80,391	177,450
44. Texas.....TX.....L.....		1,668,389	1,947,475	1,047,960	1,138,561	651,956	666,228
45. Utah.....UT.....L.....		530,601	1,143,278	723,124	1,131,052	358,762	849,045
46. Vermont.....VT.....N.....							580,438
47. Virginia.....VA.....L.....		17,422,954	20,512,058	8,312,397	10,463,822	7,590,696	5,845,075
48. Washington.....WA.....L.....							
49. West Virginia.....WV.....L.....		3,189,211	3,787,608	1,389,419	1,928,651	1,135,554	1,334,007
50. Wisconsin.....WI.....L.....		3,169,261	3,647,590	799,165	1,837,588	890,586	582,614
51. Wyoming.....WY.....N.....							
52. American Samoa.....AS.....N.....							
53. Guam.....GU.....N.....							
54. Puerto Rico.....PR.....N.....							
55. US Virgin Islands.....VI.....N.....							
56. Northern Mariana Islands.....MP.....N.....							
57. Canada.....CAN.....N.....							
58. Aggregate Other Alien.....OT.....XXX.....		0	0	0	0	0	0
59. Totals.....	XXX	260,616,202	287,526,306	145,043,016	163,934,320	145,445,984	123,654,773

DETAILS OF WRITE-INS

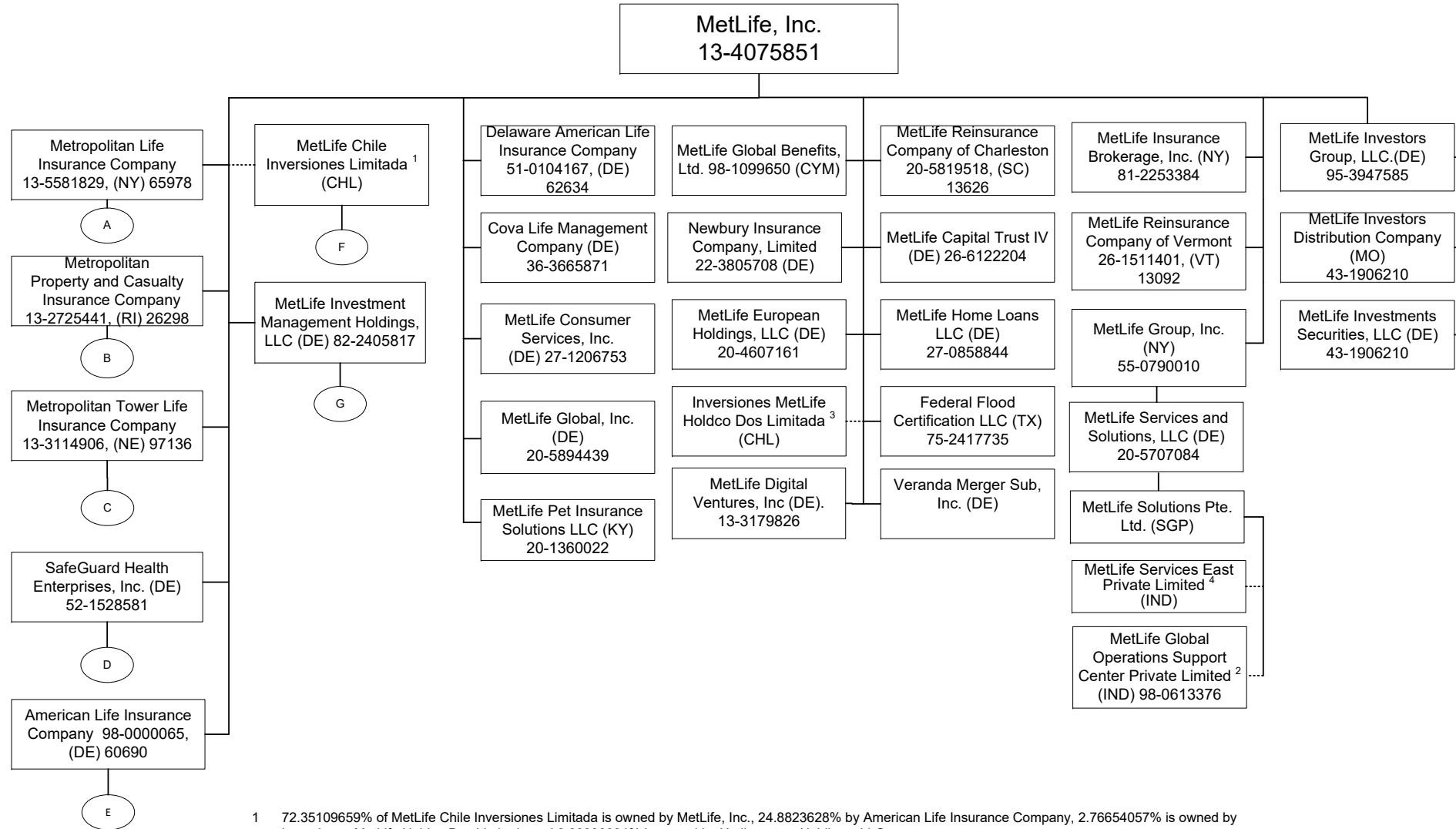
58001.....	XXX						
58002.....	XXX						
58003.....	XXX						
58998. Summary of remaining write-ins for Line 58 from overflow page....	XXX	0	0	0	0	0	0
58999. Totals (Lines 58001 thru 58003+ Line 58998) (Line 58 above).....	XXX	0	0	0	0	0	0

(a) Active Status Count

L - Licensed or Chartered - Licensed insurance carrier or domiciled RRG.....	47	R - Registered - Non-domiciled RRGs.....	0
E - Eligible - Reporting entities eligible or approved to write surplus lines in the state (other than their state of domicile - See DSLI).....	0	Q - Qualified - Qualified or accredited reinsurer.....	0
D - Domestic Surplus Lines Insurer (DSLI) - Reporting entities authorized to write surplus lines in the state of domicile.....	0	N - None of the above - Not allowed to write business in the state.....	10

SCHEDULE Y - INFORMATION CONCERNING ACTIVITIES OF INSURER MEMBERS OF A HOLDING COMPANY GROUP

PART 1 - ORGANIZATIONAL CHART



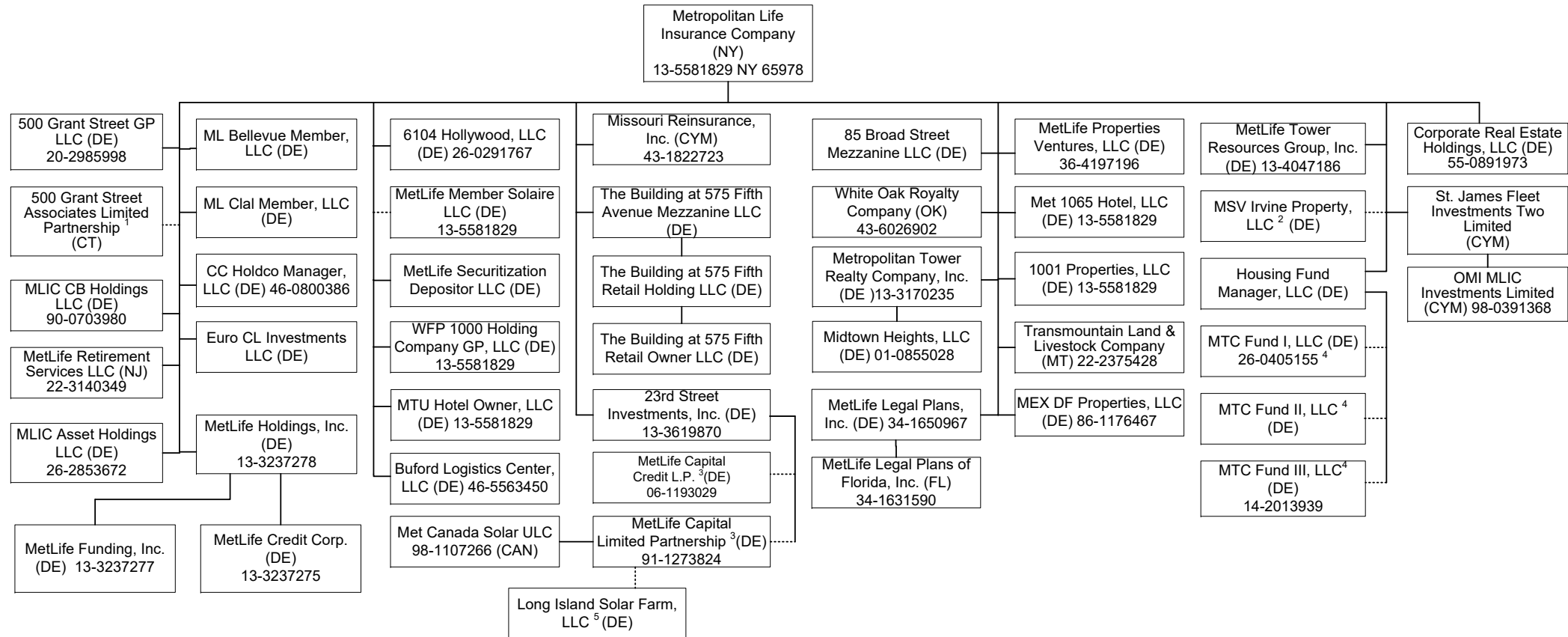
1 72.35109659% of MetLife Chile Inversiones Limitada is owned by MetLife, Inc., 24.8823628% by American Life Insurance Company, 2.76654057% is owned by Inversiones MetLife Holdco Dos Limitada and 0.00000004% is owned by Natiloportem Holdings, LLC.
 2 99.99999% of MetLife Global Operations Support Center Private Limited is owned by MetLife Solutions Pte. Ltd. and 0.00001% is owned by Natiloportem Holdings, LLC.
 3 99.99946% of Inversiones MetLife Holdco Dos Limitada is owned by MetLife, Inc., 0.000535% is owned by MetLife International Holdings, LLC. and 0.0000054% is owned by Natiloportem Holdings, LLC.
 4 99.99% of MetLife Services East Private Limited is owned by MetLife Solutions Pte. Ltd and .01% is owned by Natiloportem Holdings, LLC.

Q11

SCHEDULE Y - INFORMATION CONCERNING ACTIVITIES OF INSURER MEMBERS OF A HOLDING COMPANY GROUP

PART 1 - ORGANIZATIONAL CHART

A



Q11.1

1 99% of 500 Grant Street Associates Limited Partnership is held by Metropolitan Life Insurance Company and 1% by 500 Grant Street GP LLC.

2 96% of MSV Irvine Property, LLC is owned by Metropolitan Life Insurance Company and 4% is owned by Metropolitan Tower Realty Company, Inc.

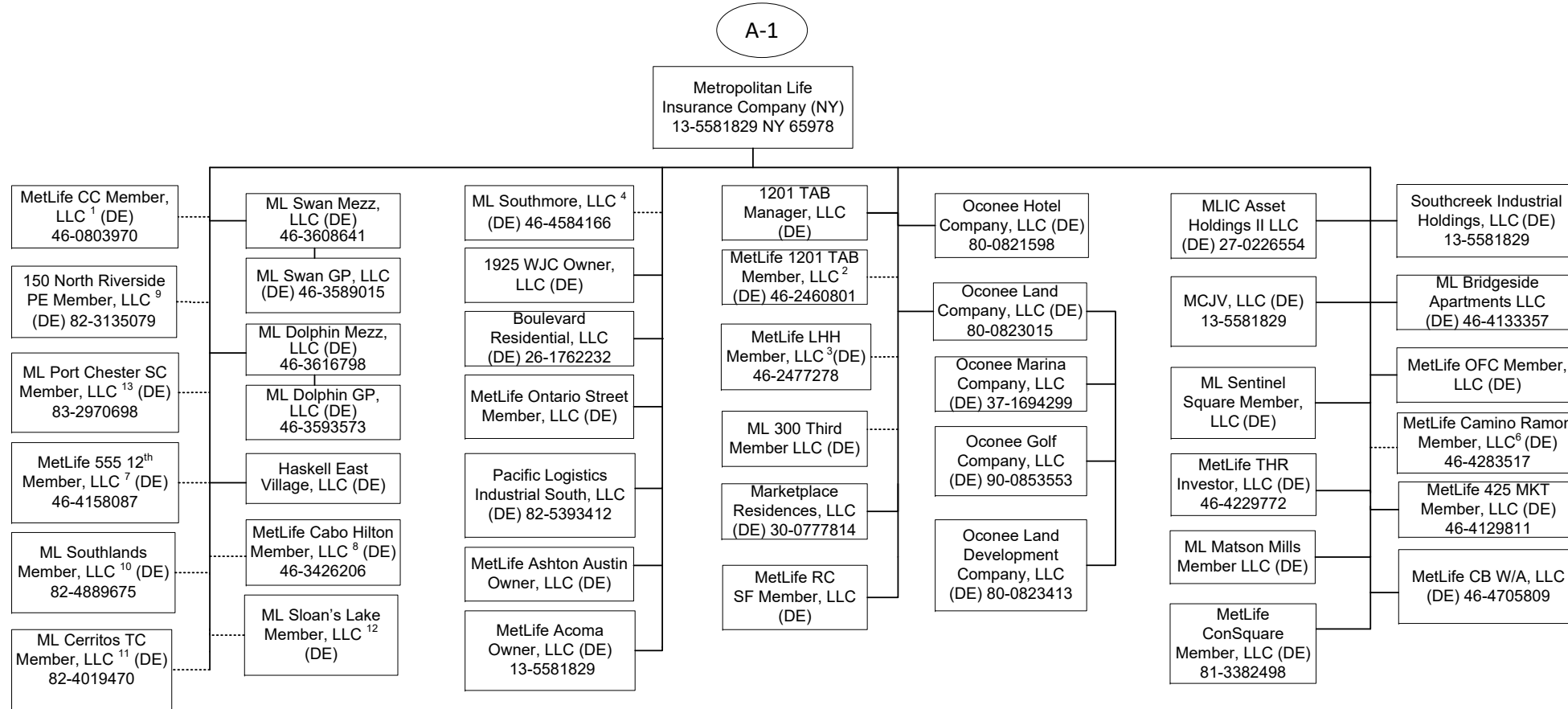
3 1% General Partnership interest is held by 23rd Street Investment, Inc. and 99% Limited Partnership interest is held by Metropolitan Life Insurance Company.

4 Housing Fund Manager, LLC is the managing member and owns .01% and the remaining interests are held by a third party member.

5 90.39% membership interest is held by LISF Solar Trust in which MetLife Capital Limited Partnership has a 100% beneficial interest and the remaining 9.61% is owned by a third party.

SCHEDULE Y - INFORMATION CONCERNING ACTIVITIES OF INSURER MEMBERS OF A HOLDING COMPANY GROUP

PART 1 - ORGANIZATIONAL CHART



Q11.2

1 95.122% of MetLife CC Member, LLC is held by Metropolitan Life Insurance Company and 4.878% by Metropolitan Tower Life Insurance Company.
 2 96.9% of MetLife 1201 TAB Member, LLC is owned by Metropolitan Life Insurance Company and 3.10% is owned by Metropolitan Property and Casualty Insurance Company.
 3 99% of MetLife LHH Member, LLC is owned by Metropolitan Life Insurance Company and 1% by Metropolitan Tower Life Insurance Company.
 4 99% of ML Southmore, LLC is owned by Metropolitan Life Insurance Company and 1% by Metropolitan Tower Life Insurance Company.
 5 95.199% of the membership interest is owned by Metropolitan Life Insurance Company and 4.801% by Metropolitan Property and Casualty Insurance Company.
 6 99% of MetLife Camino Ramon Member, LLC is owned by Metropolitan Life Insurance Company and 1% by Metropolitan Tower Life Insurance Company.
 7 94.6% of MetLife 555 12th Member, LLC is owned by Metropolitan Life Insurance Company and 5.4% is owned by Metropolitan Tower Life Insurance Company.

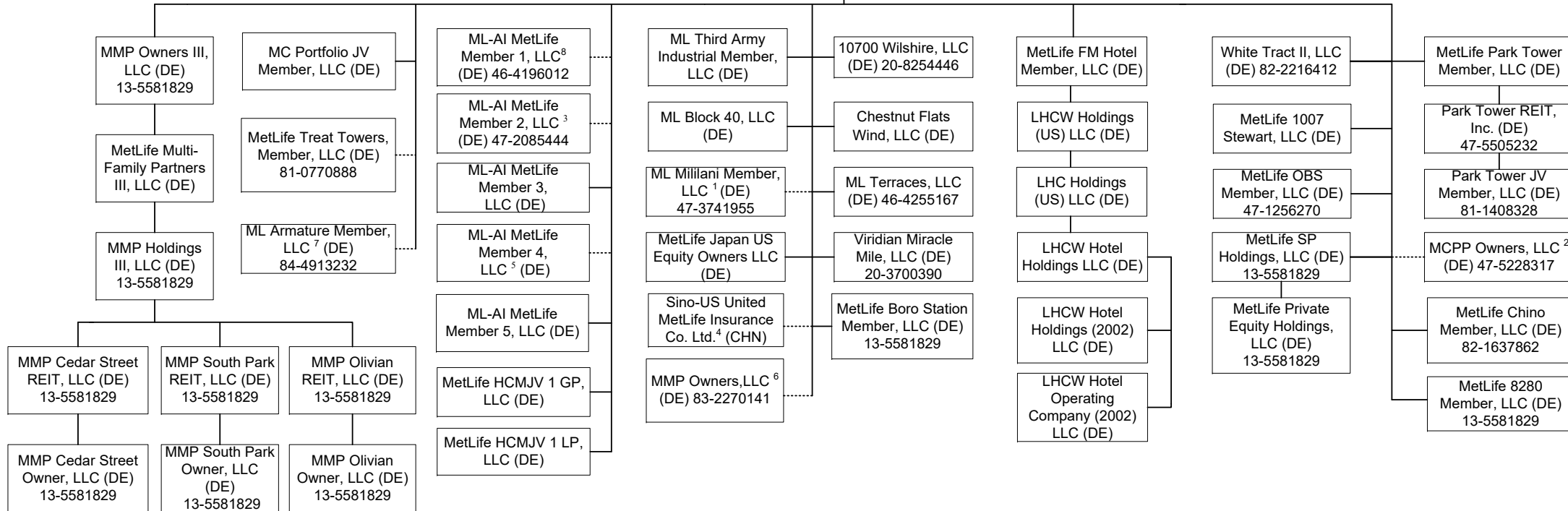
8 83.1% of MetLife Cabo Hilton Member, LLC is owned by Metropolitan Life Insurance Company and 16.9% by Metropolitan Tower Life Insurance Company.
 9 81.45% of 150 North Riverside PE Member, LLC is owned by Metropolitan Life Insurance Company, 18.55% is owned by Metropolitan Tower Life Insurance Company.
 10 60% of ML Southlands Member, LLC is owned by Metropolitan Life Insurance Company and 40% is owned by Metropolitan Tower Life Insurance Company.
 11 60% of ML Cerritos TC Member, LLC is owned by Metropolitan Life Insurance Company and 40% is owned by Metropolitan Tower Life Insurance Company.
 12 55% of ML Sloan's Lake Member, LLC is owned by Metropolitan Life Insurance Company and 45% is owned by Metropolitan Tower Life Insurance Company.
 13 60% of ML Port Chester SC Member, LLC is owned by Metropolitan Life Insurance Company and 40% is owned by Metropolitan Tower Life Insurance Company.

SCHEDULE Y - INFORMATION CONCERNING ACTIVITIES OF INSURER MEMBERS OF A HOLDING COMPANY GROUP

PART 1 - ORGANIZATIONAL CHART

A-2

Metropolitan Life Insurance Company (NY)
13-5581829 NY 65978

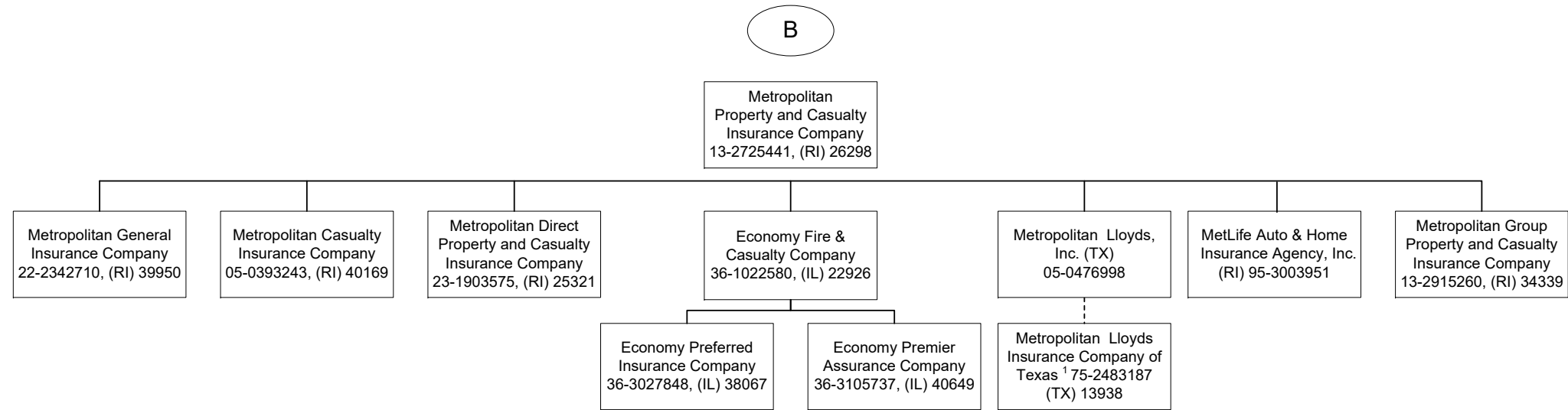


- 1 95% of ML Mililani Member, LLC is owned by Metropolitan Life Insurance Company and 5% is owned by Metropolitan Tower Life Insurance Company.
- 2 87.34% of MCCPP Owners, LLC is owned by Metropolitan Life Insurance Company, 1.81% by Metropolitan Tower Life Insurance Company and 10.85% by MTL Leasing, LLC.
- 3 98.97% of ML-AI MetLife Member 2, LLC is owned by Metropolitan Life Insurance Company and 1.03% by Metropolitan Tower Life Insurance Company.
- 4 50% of Sino-US United MetLife Insurance Co. Ltd. is owned by Metropolitan Life Insurance Company and 50% is owned by a third party.
- 5 60% of ML-AI Member 4, LLC is owned by Metropolitan Life Insurance Company and 40% is owned by Metropolitan Tower Life Insurance Company.
- 6 98.82% of MMP Owners, LLC is owned by Metropolitan Life Insurance Company and 1.18% is owned by Metropolitan Property and Casualty Insurance Company.
- 7 87.34% of ML Armature Member, LLC is owned by Metropolitan Life Insurance Company and 12.66% is owned by Metropolitan Tower Life Insurance Company.
- 8 95.199% of the membership interest is owned by Metropolitan Life Insurance Company and 4.801% by Metropolitan Property and Casualty Insurance Company.

Q11.3

SCHEDULE Y - INFORMATION CONCERNING ACTIVITIES OF INSURER MEMBERS OF A HOLDING COMPANY GROUP

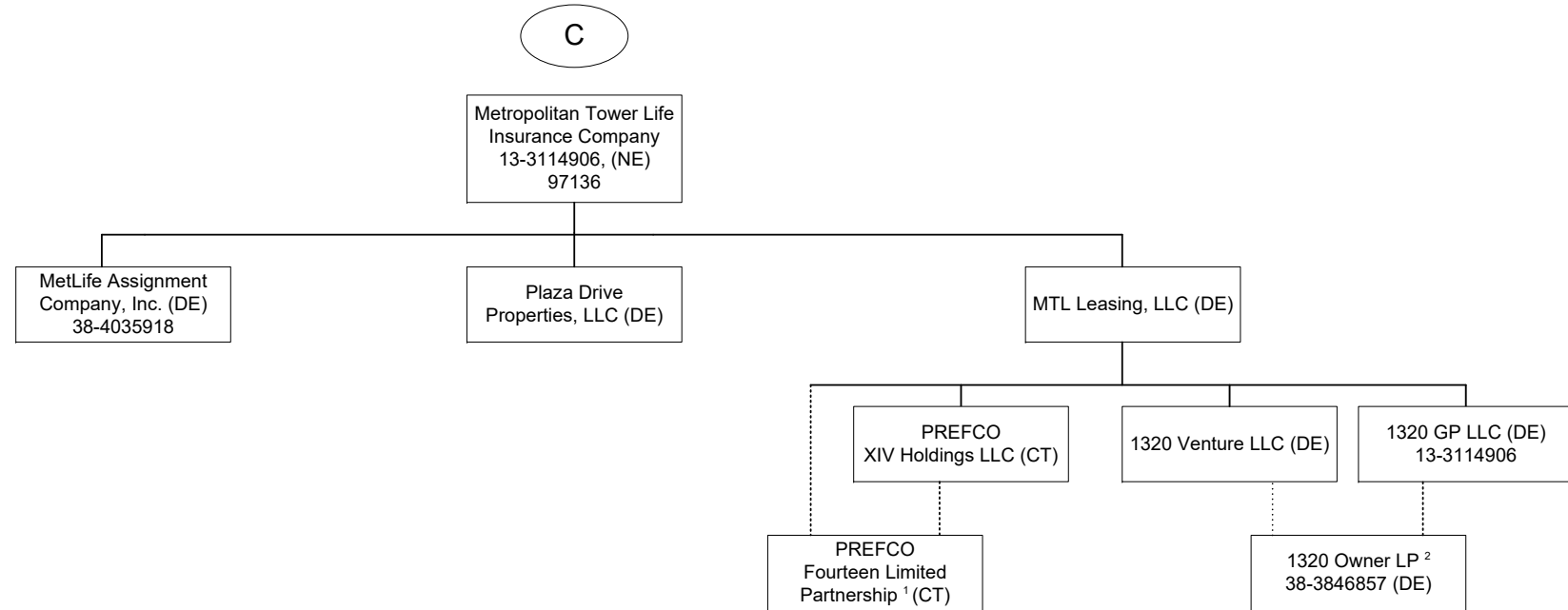
PART 1 - ORGANIZATIONAL CHART



¹ Metropolitan Lloyds Insurance Company of Texas, an affiliated association, provides automobile, homeowner and related insurance for the Texas market. It is an association of individuals designated as underwriters. Metropolitan Lloyds, Inc., a subsidiary of Metropolitan Property and Casualty Insurance Company, serves as the attorney-in-fact and manages the association.

SCHEDULE Y - INFORMATION CONCERNING ACTIVITIES OF INSURER MEMBERS OF A HOLDING COMPANY GROUP

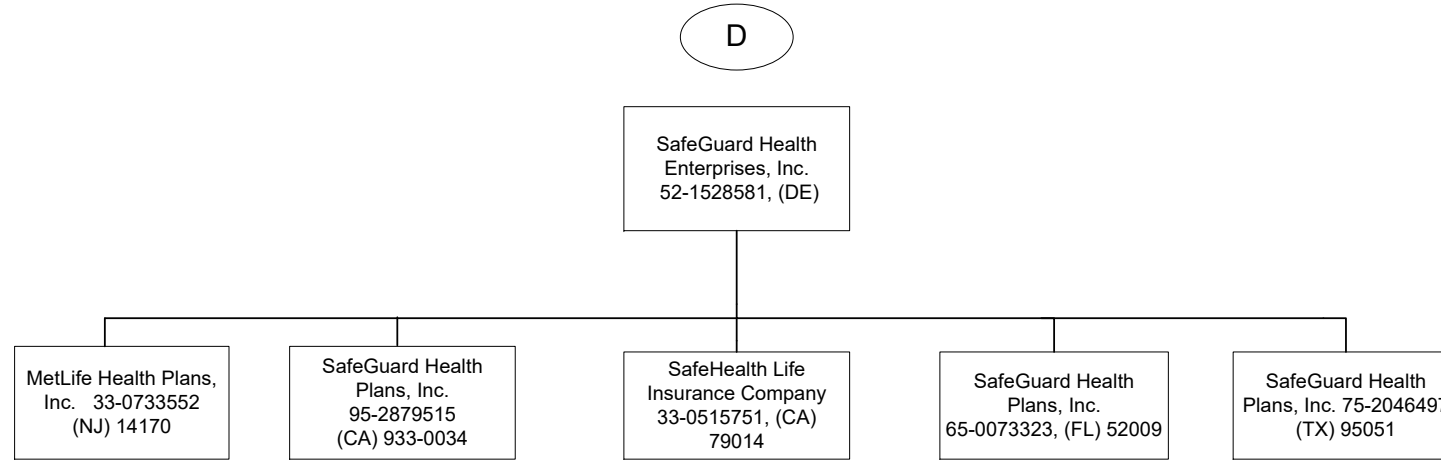
PART 1 - ORGANIZATIONAL CHART



1 99.9% of PREFCO Fourteen Limited Partnership is owned by MTL Leasing, LLC and .10% is owned by PREFCO XIV Holdings LLC.
 2 99.9% of 1320 Owner LP is owned by 1320 Venture LLC and .10% is owned by 1320 GP LLC.

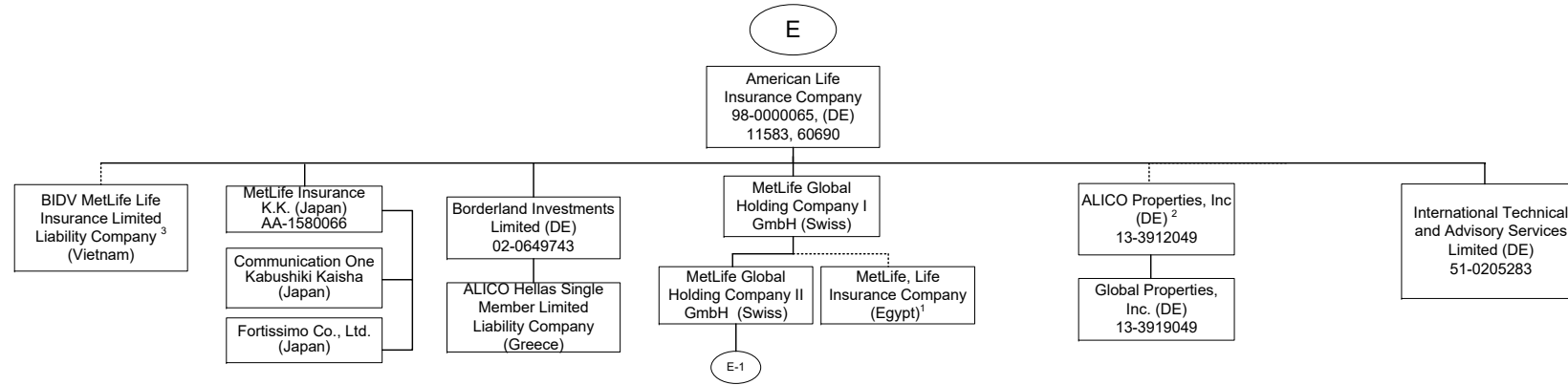
SCHEDULE Y - INFORMATION CONCERNING ACTIVITIES OF INSURER MEMBERS OF A HOLDING COMPANY GROUP

PART 1 - ORGANIZATIONAL CHART



SCHEDULE Y - INFORMATION CONCERNING ACTIVITIES OF INSURER MEMBERS OF A HOLDING COMPANY GROUP

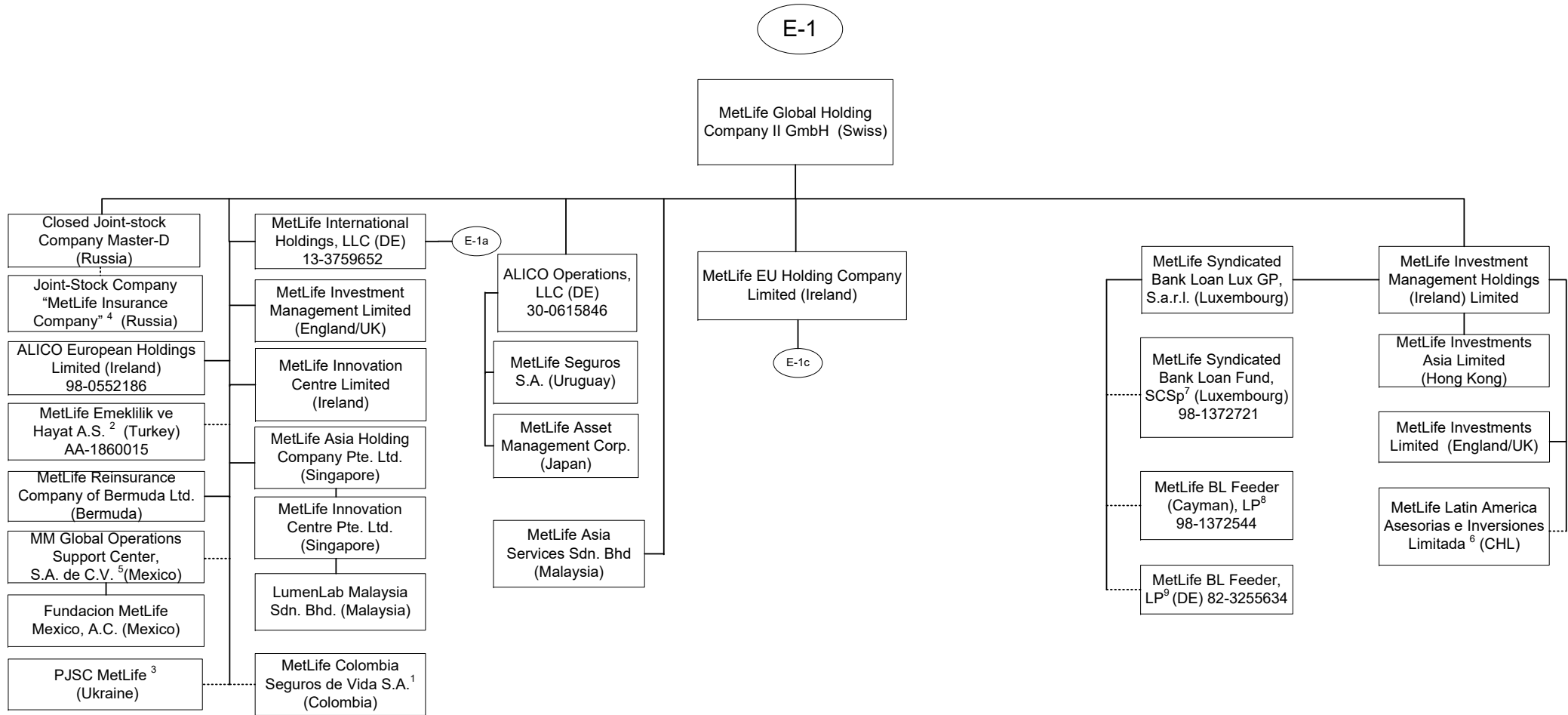
PART 1 - ORGANIZATIONAL CHART



1 84.125% of MetLife, Life Insurance Company (Egypt) is owned by MetLife Global Holding Company I GmbH and the remaining interest by third parties.
 2 51% of ALICO Properties, Inc. is owned by American Life Insurance Company and the remaining interest by third parties.
 3 63.44% of BIDV MetLife Life Insurance Limited Liability Company is held by American Life Insurance Company and the remainder by third parties.

SCHEDULE Y - INFORMATION CONCERNING ACTIVITIES OF INSURER MEMBERS OF A HOLDING COMPANY GROUP

PART 1 - ORGANIZATIONAL CHART



1 89.9999657134583% of MetLife Colombia Seguros de Vida S.A. is owned by MetLife Global Holding Company II GmbH, 10.0000315938813% is owned by MetLife Global Holding Company I GmbH, International Technical and Advisory Services Limited, Borderland Investments Limited and Natloportem Holdings, LLC each own 0.000000897553447019009%.

2 99.98% of MetLife Emeklilik ve Hayat A.S. is owned by MetLife Global Holding Company II GmbH (Swiss) and the remaining by third parties.

3 99.9988% of PJSC MetLife is owned by MetLife Global Holding Company II GmbH, .0006% is owned by International Technical and Advisory Services Limited and the remaining .0006% is owned by Borderland Investments Limited

4 51% of Joint-stock Company MetLife Insurance Company is owned by Closed Joint-stock Company Master D and 49% is owned by MetLife Global Holding Company II GmbH.

5 99.999509% of MM Global Operations Support Center S.A. de C.V. (Mexico) is held by MetLife Global Holding Company II GmbH (Swiss) and 0.000491% is held by MetLife Global Holding Company I GmbH (Swiss).

6 99.99% of MetLife Latin American Asesorias e Inversiones Limitada is owned by MetLife Investment Management Holdings (Ireland) Limited and .01% is owned by MetLife Global Holding Company II GmbH (Swiss).

7 MetLife Syndicated Bank Loan Lux GP, S.a.r.l. is the general partner of MetLife Syndicated Bank Loan Fund, SCSp (the "Fund"). The only investors in the Fund are MetLife BL Feeder (Cayman), LP and MetLife BL Feeder, LP.

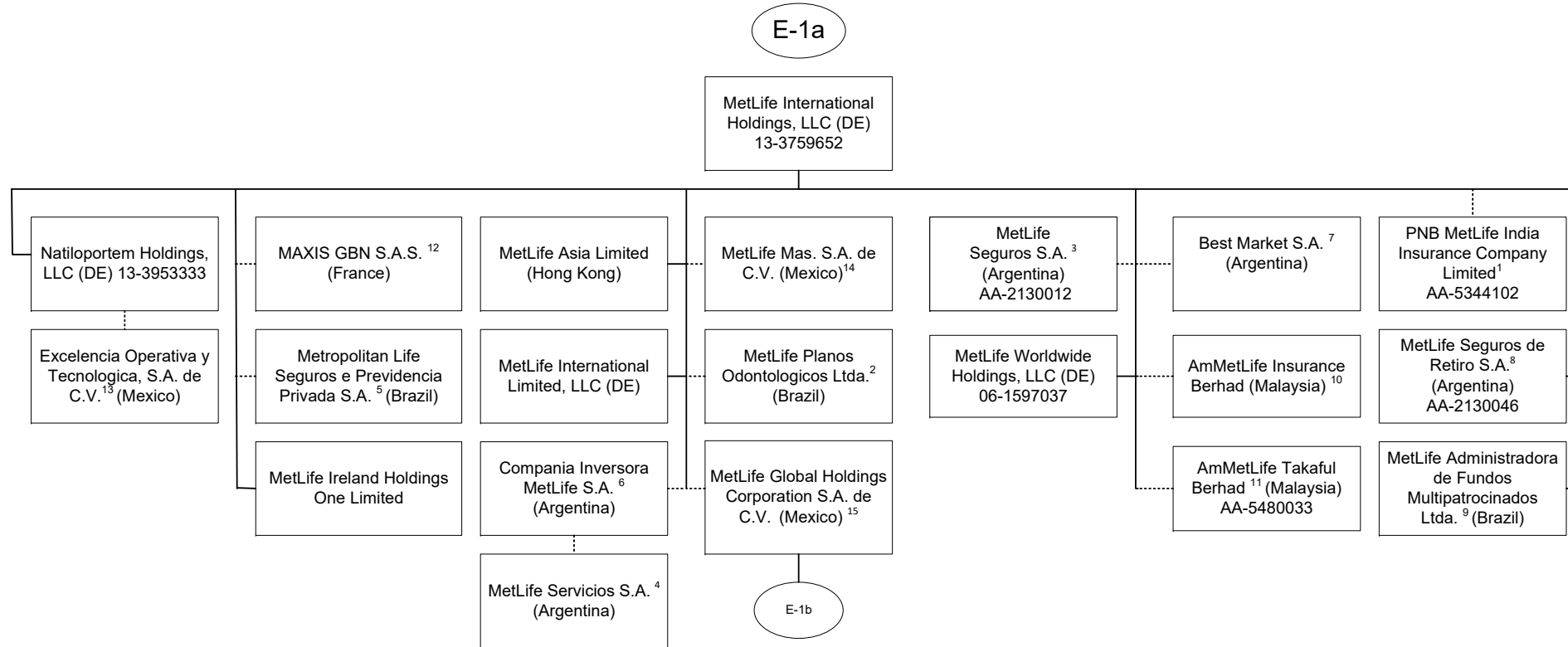
8 MetLife BL Feeder (Cayman), LP is an investor in the Fund. The following affiliates hold limited partnership interest in the feeder: MetLife Insurance K.K. (96.48%) and MetLife Insurance Company of Korea Limited (3.52%).

9 MetLife BL Feeder, LP is an investor in the Fund. The following affiliate holds limited partnership interest in the feeder: Metropolitan Life Insurance Company (73.33%). In addition, there is one third party investor (26.67%).

Q11.8

SCHEDULE Y - INFORMATION CONCERNING ACTIVITIES OF INSURER MEMBERS OF A HOLDING COMPANY GROUP

PART 1 - ORGANIZATIONAL CHART



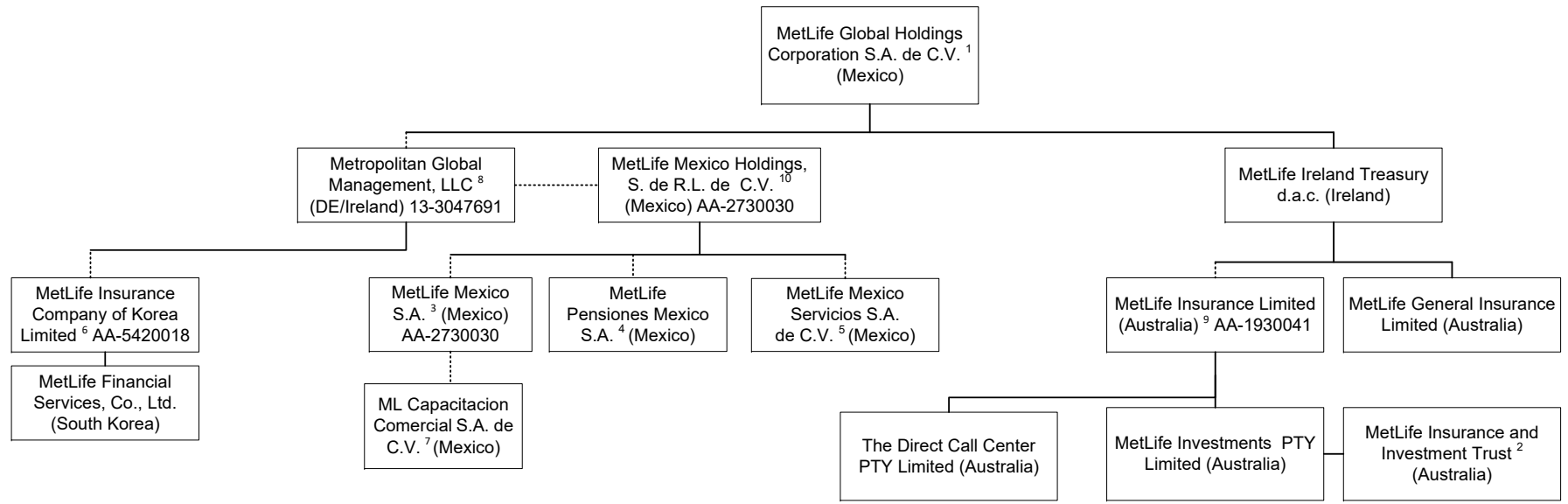
1 32.0526% of PNB MetLife India Insurance Company Limited is owned by MetLife International Holdings, LLC and 67.9474% is owned by third parties.
 2 99.999% of MetLife Planos Odontologicos Ltda. is owned by MetLife International Holdings, LLC and .001% is owned by Natiloportem Holdings, LLC.
 3 95.5242% of MetLife Seguros S.A. is owned by MetLife International Holdings, LLC and 2.6753% is owned by Natiloportem Holdings, LLC and 1.8005% is owned by International Technical and Advisory Services Limited.
 4 19.13% of the shares of MetLife Servicios S.A. are held by Compania Inversora MetLife S.A., 79.88% is owned by MetLife Seguros S.A., .99% is held by Natiloportem Holdings, LLC and .26% is held by MetLife Seguros de Retiro S.A.
 5 66.662% is owned by MetLife International Holdings, LLC, 33.337% is owned by MetLife Worldwide Holdings, LLC and 0.001% is owned by Natiloportem Holdings, LLC.
 6 95.46% is owned by MetLife International Holdings, LLC and 4.54% is owned by Natiloportem Holdings, LLC.

7 5% of the shares are held by Natiloportem Holdings, LLC and 95% is owned by MetLife International Holdings, LLC.
 8 96.8897% is owned by MetLife International Holdings, LLC, 3.1102% is owned by Natiloportem Holdings, and .0001% is owned by International Technical and Advisory Services Limited.
 9 99.99998% of MetLife Administradora de Fondos Multipatrocinosados Ltda. is owned by MetLife International Holdings, LLC and .00002% by Natiloportem Holdings, LLC.
 10 50.000002% of AmMetLife Insurance Berhad is owned by MetLife International Holdings, LLC and the remainder by a third party.
 11 49.9999997% of AmMetLife Takaful Berhad is owned by MetLife International Holdings, LLC and the remainder by a third party.
 12 50% of MAXIS GBN S.A.S. is held by MetLife International Holdings, LLC and the remainder by third parties.
 13 99.9% of Excelencia Operativa y Tecnologica, S.A. de C.V. is held by Natiloportem Holdings, LLC and .1% by MetLife Mexico Servicios S.A. de C.V.
 14 99.99964399% MetLife Mas, SA de C.V. is owned by MetLife International Holdings, LLC and .00035601% is owned by International Technical and Advisory Services Limited.
 15 98.9% is owned by MetLife International Holdings, LLC and 1.1% is owned by MetLife International Limited, LLC.

SCHEDULE Y - INFORMATION CONCERNING ACTIVITIES OF INSURER MEMBERS OF A HOLDING COMPANY GROUP

PART 1 - ORGANIZATIONAL CHART

E-1b



1 98.9% is owned by MetLife International Holdings, LLC and 1.1% is owned by MetLife International Limited, LLC.

2 MetLife Insurance and Investment Trust is a trust vehicle, the trustee of which is MetLife Investments PTY Limited ("MIPL"). MIPL is a wholly owned subsidiary of MetLife Insurance PTY Limited.

3 99.050271% is owned by MetLife Mexico Holdings, S. de R.L. de C.V. and .949729% is owned by MetLife International Holdings, LLC.

4 97.5125% is owned by MetLife Mexico Holdings, S. de R.L. de C.V. and 2.4875% is owned by MetLife International Holdings, LLC.

5 98% is owned by MetLife Mexico Holdings, S. de R.L. de C.V. and 2% is owned by MetLife International Holdings, LLC.

6 14.64% is owned by MetLife Mexico, S.A. and 85.36% is owned by Metropolitan Global Management, LLC.

7 99% is owned by MetLife Mexico S.A. and 1% is owned by MetLife Mexico Servicios, S.A. de C.V.

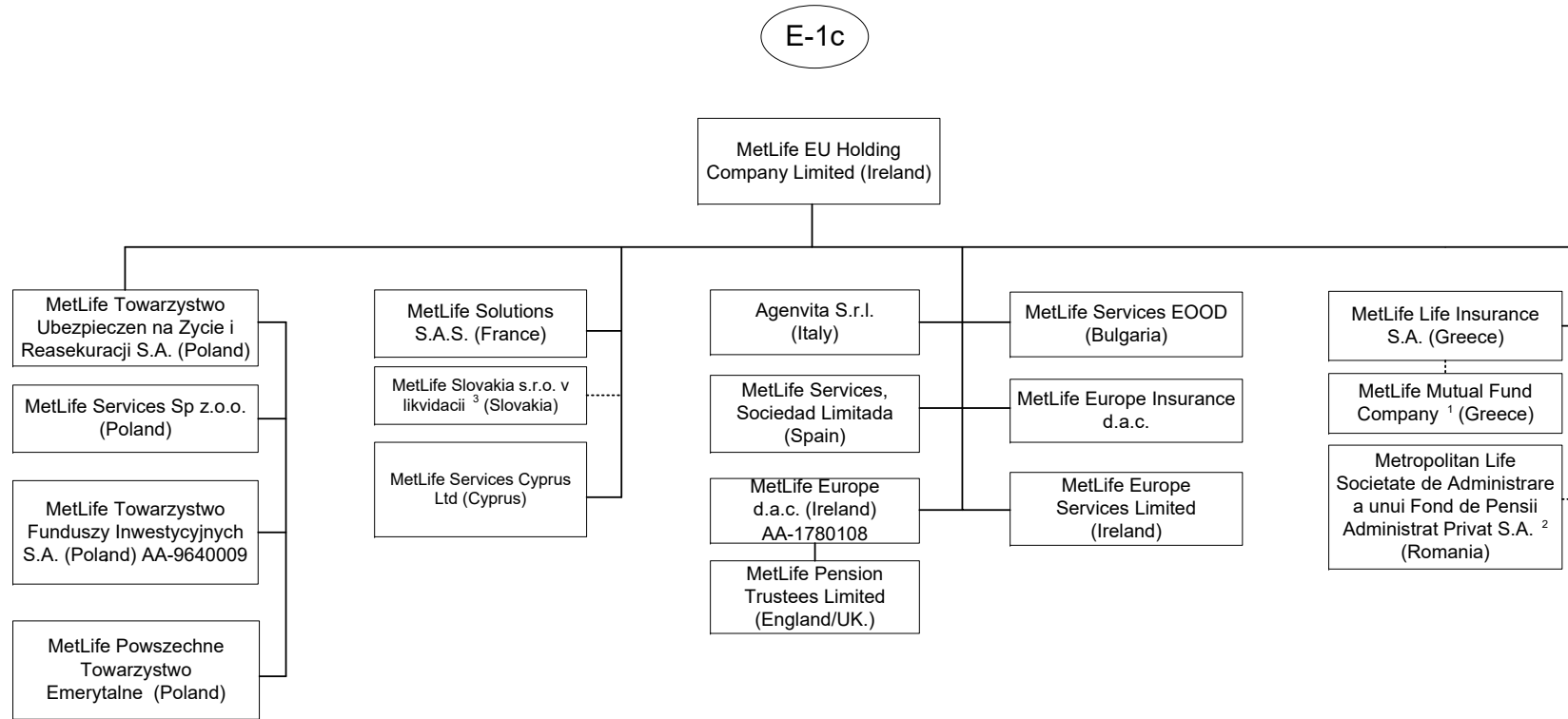
8 99.7% is owned by MetLife Global Holdings Corporation S.A. de C.V. and 0.3% is owned by MetLife International Holdings, LLC.

9 91.16468% of MetLife Insurance Limited (Australia) is owned by MetLife Ireland Treasury d.a.c. and 8.83532% by MetLife Global Holdings Corp. S.A. de C.V..

10 99.99995% is owned by Metropolitan Global Management, LLC and .00005% is owned by Exelencia Operativa y Tecnologica, S.A. de C.V.

SCHEDULE Y - INFORMATION CONCERNING ACTIVITIES OF INSURER MEMBERS OF A HOLDING COMPANY GROUP

PART 1 - ORGANIZATIONAL CHART

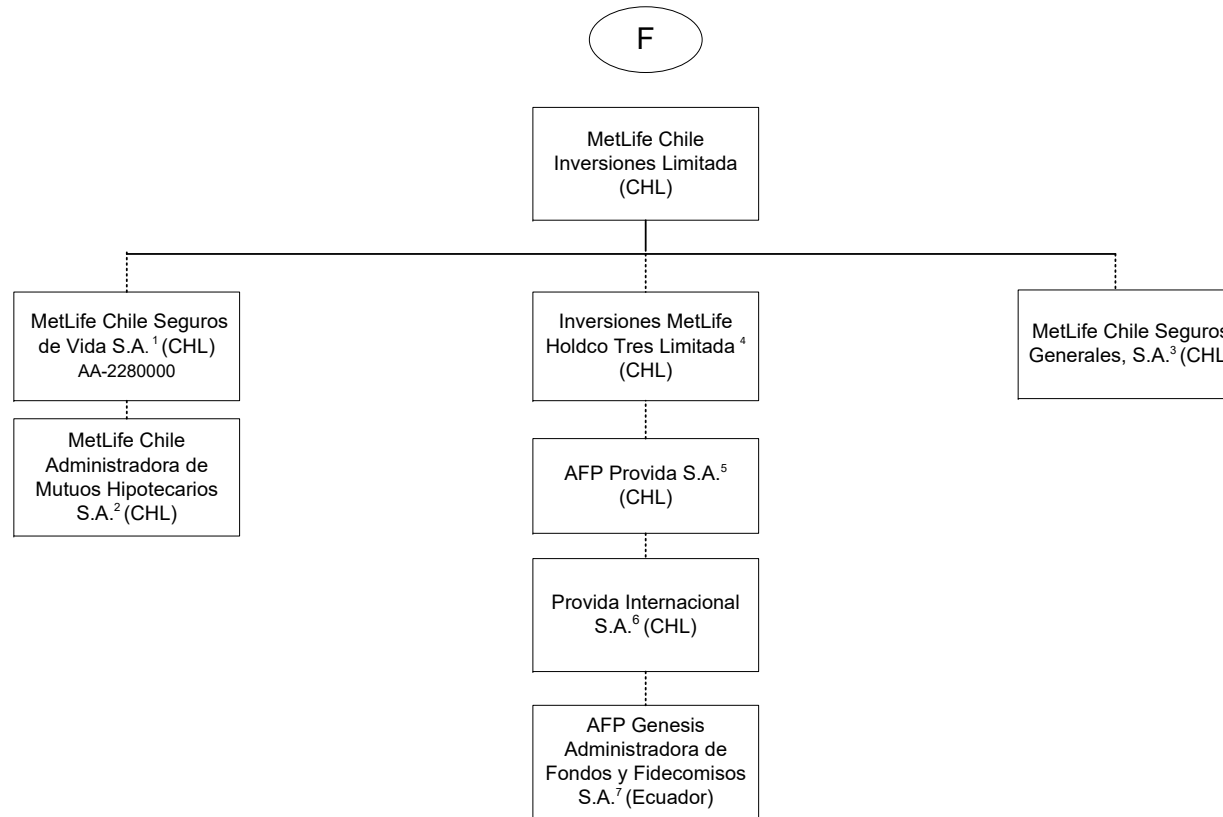


1 90% of MetLife Mutual Fund Company is owned by MetLife Life Insurance S.A. and the remaining interest by a third party.
 2 99.9903% of Metropolitan Life Societate de Administrare a unui Fond de Pensii Administrat Privat S.A. is owned by MetLife EU Holding Company Limited and 0.0097% by MetLife Services Sp z.o.o.

3 99.956% of MetLife Slovakia s.r.o. v likvidacii (Slovakia) is owned by MetLife EU Holding Company Limited and 0.044% is owned by International Technical and Advisory Services Limited.

SCHEDULE Y - INFORMATION CONCERNING ACTIVITIES OF INSURER MEMBERS OF A HOLDING COMPANY GROUP

PART 1 - ORGANIZATIONAL CHART

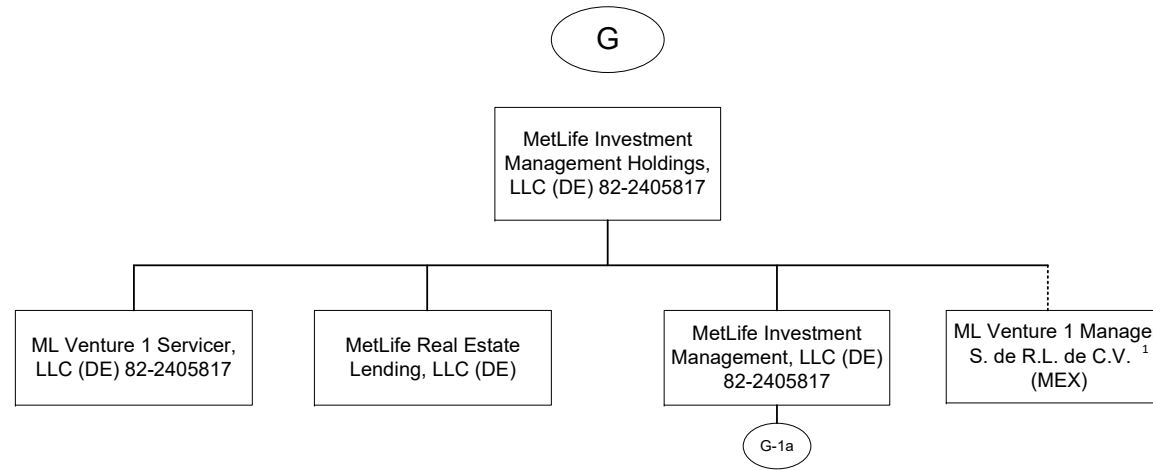


1 99.997% is held by MetLife Chile Inversiones Limitada and .003% by International Technical and Advisory Services Limited.
 2 99.9% is held by MetLife Chile Seguros de Vida S.A. and 0.1% by MetLife Chile Inversiones Limitada.
 3 99.98% of MetLife Chile Seguros Generales, S.A. is owned by MetLife Chile Inversiones Limitada and 0.02% by Inversiones MetLife Holdco Dos Limitada.
 4 97.13% of Inversiones MetLife Holdco Tres Limitada is owned by MetLife Chile Inversiones Limitada and 2.87% is owned by Inversiones MetLife Holdco Dos Limitada.

5 42.3815% of AFP Provida S.A. is owned by Inversiones MetLife Holdco Dos Limitada, 42.3815% owned by Inversiones MetLife Holdco Tres Limitada and 10.9224% by MetLife Chile Inversiones Limitada and the remainder is owned by the public.
 6 99.99% of Provida Internacional S.A. is owned by AFP Provida S.A. and .01% by MetLife Chile Inversiones Limitada.
 7 99.9% of AFP Genesis Administradora de Fondos y Fidecomisos S.A. is owned by Provida Internacional S.A. and 0.1% by MetLife Chile Inversiones Limitada.

SCHEDULE Y - INFORMATION CONCERNING ACTIVITIES OF INSURER MEMBERS OF A HOLDING COMPANY GROUP

PART 1 - ORGANIZATIONAL CHART

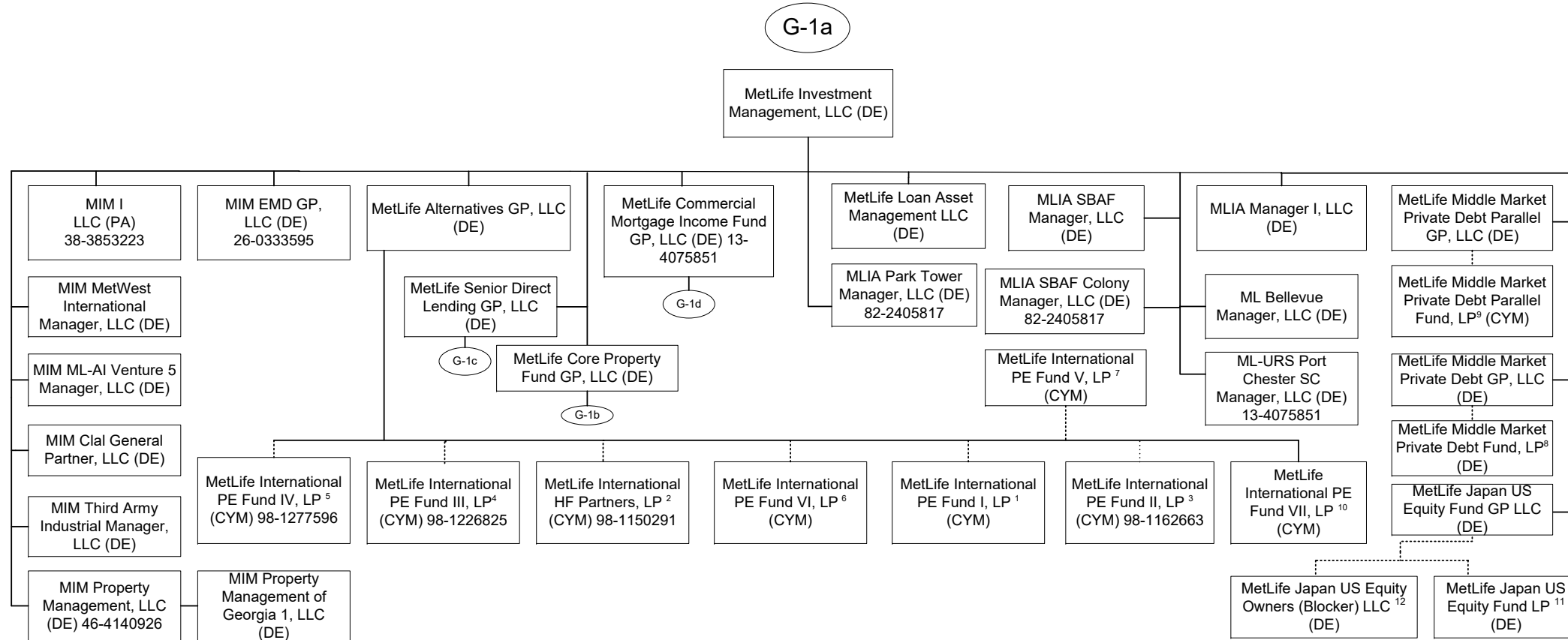


1. 99.9% of ML Venture1 Manager, S. de R.L. de C.V. is owned by MetLife Investment Management Holdings, LLC and 0.1% is owned by MetLife Investment Management Holdings (Ireland) Limited.

SCHEDULE Y - INFORMATION CONCERNING ACTIVITIES OF INSURER MEMBERS OF A HOLDING COMPANY GROUP

PART 1 - ORGANIZATIONAL CHART

Q11.14



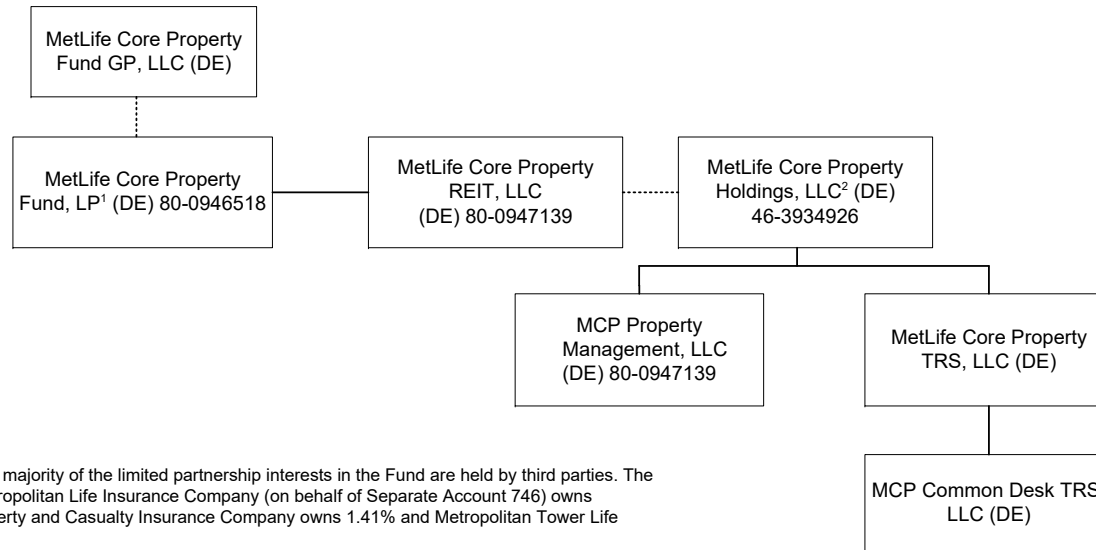
1 95.88% of the limited partnership interests of MetLife International PE Fund I, LP is owned by MetLife Insurance K.K. (Japan), and 4.12% is owned by MetLife Mexico S.A.
 2 90.30% of the limited partnership interests of MetLife International HF Partners, LP is owned by MetLife Insurance K.K. (Japan) and 9.70% is owned by MetLife Insurance Company of Korea Limited.
 3 97.90% of the limited partnership interest of MetLife International PE Fund II, LP is owned by MetLife Insurance K.K. (Japan) and 2.1% is owned by MetLife Mexico, S.A.
 4 92.09% of the limited partnership interest of MetLife International PE Fund III, LP is owned by MetLife Insurance K.K. (Japan) and 7.91% is owned by MetLife Insurance Company of Korea Limited.
 5 96.21% of the limited partnership interests of MetLife International PE Fund IV, LP is owned by MetLife Insurance K.K. (Japan) 3.79% is owned by MetLife Insurance Company of Korea Limited.
 6 96.73% of the limited partnership interests of MetLife International PE Fund V, LP is owned by MetLife Insurance K.K. (Japan) and 3.27% is owned by MetLife Insurance Company of Korea.

7 96.53% of the limited partnership interests of MetLife International PE Fund VI, LP entity is owned by MetLife Insurance K.K. (Japan) and 3.47% is owned by MetLife Insurance Company of Korea.
 8 MetLife Middle Market Private Debt, GP, LLC is the general partner of MetLife Middle Market Private Debt Fund, L.P (the "Fund"). The following affiliates hold limited partnership interests in the Fund: 30.96% is held by MetLife Private Equity Holdings, LLC, 30.96% is held by Metropolitan Life Insurance Company, .99% is held by MetLife Middle Market Private Debt, GP, LLC. The remainder is held by a third party.
 9 MetLife Middle Market Private Debt Parallel GP is the general partner of MetLife Middle Market Private Debt Parallel Fund, LP. The following affiliate holds a limited partnership interest in the Fund: MetLife Insurance K.K. (Japan) (100%).
 10 MetLife Alternatives GP, LLC is the general partner of MetLife International PE Fund VII, LP. MetLife Insurance K.K. (Japan) is the sole limited partner.
 11 MetLife Japan US Equity Fund GP, LLC is general partner of MetLife Japan US Equity Fund LP. The following affiliates hold a limited partnership interest in the Fund: 51% is owned by Metropolitan Life Insurance Company and 49% by MetLife Insurance K.K. (Japan).
 12 MetLife Japan US Equity Fund GP, LLC is the manager of MetLife Japan US Equity Owners (Blocker) LLC. MetLife Insurance K.K. (Japan) is the sole member.

SCHEDULE Y - INFORMATION CONCERNING ACTIVITIES OF INSURER MEMBERS OF A HOLDING COMPANY GROUP

PART 1 - ORGANIZATIONAL CHART

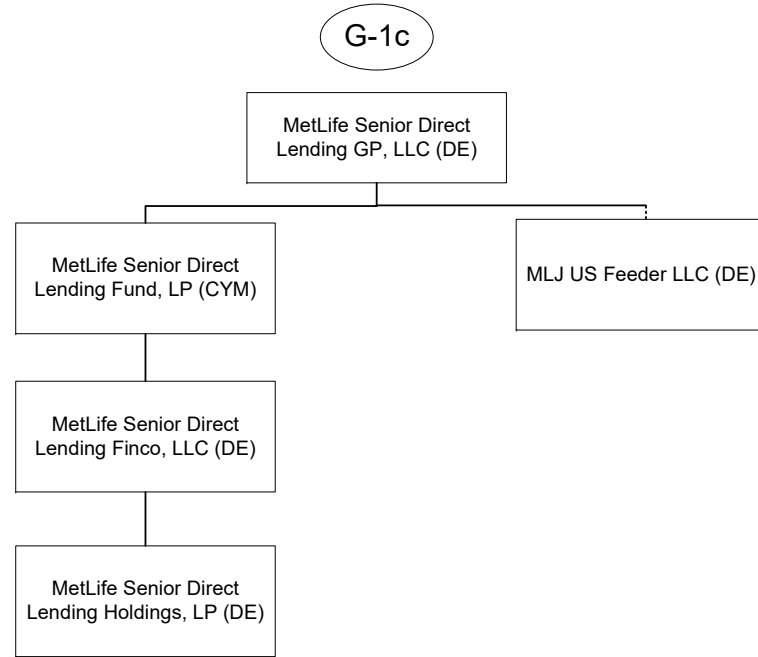
G-1b



- 1 MetLife Core Property Fund GP, LLC is the general partner of MetLife Core Property Fund, LP (the "Fund"). A substantial majority of the limited partnership interests in the Fund are held by third parties. The following affiliates hold limited partnership interests in the Fund: Metropolitan Life Insurance Company owns 12.49%, Metropolitan Life Insurance Company (on behalf of Separate Account 746) owns 2.01%, MetLife Insurance Company of Korea Limited owns 1.52%, MetLife Insurance KK owns 6.91%, Metropolitan Property and Casualty Insurance Company owns 1.41% and Metropolitan Tower Life Insurance Company owns 3.59%.
- 2 MetLife Core Property Holdings, LLC also holds, directly or indirectly, the following limited liability companies (indirect ownership indicated in parenthesis): MCP Alley24 East, LLC; MCP Foxborough, LLC (100%); MCP One Westside, LLC; MCP 7 Riverway, LLC; MCP Acquisition, LLC; MCP SoCal Industrial – Springdale, LLC; MCP SoCal Industrial – Concourse, LLC; MCP SoCal Industrial – Kellwood, LLC; MCP SoCal Industrial – Redondo, LLC; MCP SoCal Industrial – Fullerton, LLC; MCP SoCal Industrial – Loker, LLC; MCP Paragon Point, LLC; MCP 4600 South Syracuse, LLC; MCP The Palms at Doral, LLC; MCP Waterford Atrium, LLC; MCP EnV Chicago, LLC; MCP 1900 McKinney, LLC; MCP 550 West Washington, LLC; MCP 3040 Post Oak, LLC; MCP Plaza at Legacy, LLC; MCP SoCal Industrial – LAX, LLC; MCP SoCal Industrial - Anaheim, LLC; MCP SoCal Industrial - Canyon, LLC; MCP SoCal Industrial – Bernardo, LLC; MCP Ashton South End, LLC; MCP Lodge At Lakecrest, LLC; MCP Main Street Village, LLC; MCP Trimble Campus, LLC; MCP Staline, LLC; MCP Highland Park Lender, LLC; MCP Buford Logistics Center Bldg B, LLC; MCP 22745 & 22755 Relocation Drive, LLC; MCP 9020 Murphy Road, LLC; MCP Northyards Holdco, LLC; MCP Northyards Owner, LLC (100%); MCP Northyards Master Lessee, LLC (100%); MCP VOA Holdings, LLC; MCP VOA I & III, LLC (100%); MCP VOA II, LLC (100%); MCP West Broad Marketplace, LLC; MCP Grapevine, LLC; MCP Union Row, LLC; MCP Fife Enterprise Center, LLC; MCP 2 Ames, LLC; MCP 2 Ames Two, LLC (100%); MCP 2 Ames One, LLC (100%); MCP 2 Ames Owner, LLC (100%); MCP 350 Rohlwing, LLC; MCP – Wellington, LLC; MCP Onyx, LLC; MCP Valley Forge, LLC; MCP Valley Forge Two, LLC (100%); MCP Valley Forge One, LLC (100%); MCP Valley Forge Owner, LLC; MCP MA Property REIT, LLC; MCP – Needham, LLC (100%); MCP 60 11th Street Member, LLC; 60 11th Street, LLC (100%); MCP-English Village, LLC; MCP 100 Congress Member, LLC; Des Moines Creek Business Park Phase II, LLC (100%); MCP Magnolia Park Member, LLC; MCP Denver Pavilions Member, LLC; MCP Buford Logistics Center 2 Member, LLC; MCP Seattle Gateway Industrial 1, LLC; MCP 249 Industrial Business Park Member, LLC; MCP Seattle Gateway Industrial II, LLC; MCP Seventh and Osborn Retail Member, LLC; MCP Seventh and Osborn MF Member, LLC; ; MCP Block 23 Member, LLC; MCP Burnside Member, LLC; MCP Mountain Technology Center Member TRS, LLC; MCP Vineyard Avenue Member, LLC; MCP 93 Red River Member, LLC; MCP Frisco Office, LLC; MCP Center Avenue Industrial Member, LLC; MCP 220 York, LLC; MCP 1500 Michael, LLC; MCP Vance Jackson, LLC; MCP Sleepy Hollow Member, LLC; MCP Clawiter Innovation Member, LLC; MCP Hub I, LLC; MCP Hub 1 Property, LLC (100%); MCP Shakopee, LLC; MCP Bradford, LLC.

SCHEDULE Y - INFORMATION CONCERNING ACTIVITIES OF INSURER MEMBERS OF A HOLDING COMPANY GROUP

PART 1 - ORGANIZATIONAL CHART

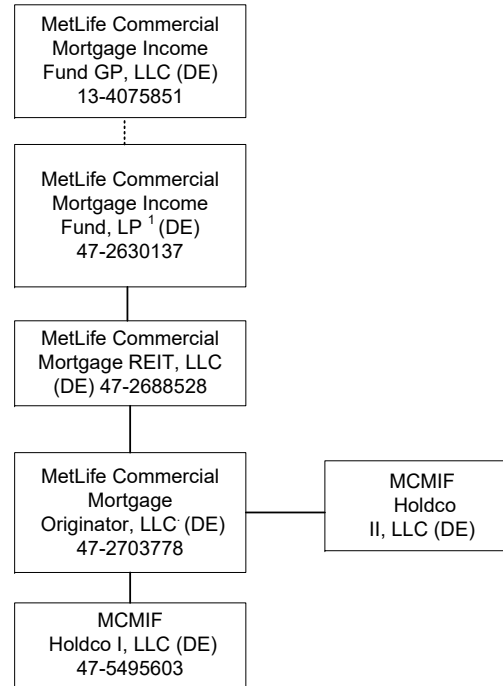


1. MetLife Senior Direct Lending GP, LLC is the Manager of MLJ US Feeder LLC. MetLife Insurance K.K. is the sole member

SCHEDULE Y - INFORMATION CONCERNING ACTIVITIES OF INSURER MEMBERS OF A HOLDING COMPANY GROUP

PART 1 - ORGANIZATIONAL CHART

G-1d



Q11.17

1 MetLife Commercial Mortgage Income Fund GP, LLC is the general partner of MetLife Commercial Mortgage Income Fund, LP (the "Fund"). A majority of the limited partnership interests in the Fund are held by third parties. The following affiliates hold limited partnership interests in the Fund: Metropolitan Life Insurance Company owns 32.15%, MetLife Insurance Company of Korea, Limited. owns 1.44%, and Metropolitan Tower Life Insurance Company owns 3.68%.

SCHEDULE Y - INFORMATION CONCERNING ACTIVITIES OF INSURER MEMBERS OF A HOLDING COMPANY GROUP

PART 1 - ORGANIZATIONAL CHART

- 1) The voting securities (excluding directors' qualifying shares, if any) of each subsidiary shown on the organizational chart are 100% owned by their respective parent corporation, unless otherwise indicated.
- 2) The Metropolitan Money Market Pool and MetLife Intermediate Income Pool are pass-through investments pools, of which Metropolitan Life Insurance Company and/or its subsidiaries and/or affiliates are general partners.
- 3) The MetLife, Inc. organizational chart does not include real estate joint ventures and partnerships of which MetLife, Inc. and/or its subsidiaries is an investment partner. In addition, certain inactive subsidiaries have also been omitted.
- 4) MetLife Services EEIG is a cost-sharing mechanism used in European Union for European Union-affiliated members.

Statement for September 30, 2020 of the **Metropolitan Direct Property and Casualty Insurance Company**
SCHEDULE Y

PART 1A - DETAIL OF INSURANCE HOLDING COMPANY SYSTEM

1	2	3	4	5	6	7	8	9	10	11	12	13	14	15	16
Group Code	Group Name	NAIC Company Code	ID Number	Federal RSSD	CIK	Name of Securities Exchange if Publicly Traded (U.S. or International)	Names of Parent, Subsidiaries or Affiliates	Domiciliary Location	Relationship to Reporting Entity	Directly Controlled by (Name of Entity/Person)	Type of Control (Ownership Board, Management, Attorney-in-Fact, Influence, Other)	If Control is Ownership Provide Percentage	Ultimate Controlling Entity(ies)/Person(s)	Is an SCA Filing Required? (Y/N)	*
Members															
0241	MetLife.....		13-4075851..	2945824	1099219	NYSE, ISE.....	MetLife, Inc.....	DE.....	UIP.....	Board of Directors.....	Board of Directors		Board of Directors.....	..Y.....	
0241	MetLife.....		20-5894439..	3373639			MetLife Global, Inc.....	DE.....	NIA.....	MetLife, Inc.....	Ownership.....	100.000	MetLife, Inc.....	..N.....	
0241	MetLife.....		20-1360022..				MetLife Pet Insurance Solutions LLC.....	KY.....	NIA.....	MetLife, Inc.....	Ownership.....	100.000	MetLife, Inc.....	..N.....	
0241	MetLife.....			4189837			Inversiones MetLife Holdco Dos Limitada (Chile).....	CHL.....	NIA.....	MetLife International Holdings, LLC.....	Ownership.....	0.001	MetLife, Inc.....	..N.....	
0241	MetLife.....			4189837			Inversiones MetLife Holdco Dos Limitada (Chile).....	CHL.....	NIA.....	Natloportem Holdings, LLC.....	Ownership.....		MetLife, Inc.....	..N.....	
0241	MetLife.....			4189837			Inversiones MetLife Holdco Dos Limitada (Chile).....	CHL.....	NIA.....	MetLife, Inc.....	Ownership.....	99.999	MetLife, Inc.....	..N.....	
0241	MetLife.....		98-1099650..				MetLife Global Benefits, Ltd.....	CYM.....	IA.....	MetLife, Inc.....	Ownership.....	100.000	MetLife, Inc.....	..N.....	
0241	MetLife.....		36-3665871..	3165900			Cova Life Management Company.....	DE.....	NIA.....	MetLife, Inc.....	Ownership.....	100.000	MetLife, Inc.....	..N.....	
0241	MetLife.....		20-5707084..	3817825			MetLife Services and Solutions, LLC.....	DE.....	NIA.....	MetLife Group, Inc.....	Ownership.....	100.000	MetLife, Inc.....	..N.....	
0241	MetLife.....			3818523			MetLife Solutions Pte. Ltd.....	SGP.....	NIA.....	MetLife Services and Solutions, LLC.....	Ownership.....	100.000	MetLife, Inc.....	..N.....	
0241	MetLife.....		98-0613376..	3818550			MetLife Global Operations Support Center Private Limited.....	IND.....	NIA.....	MetLife Solutions Pte. Ltd.....	Ownership.....	100.000	MetLife, Inc.....	..N.....	
0241	MetLife.....		98-0613376..	3818550			MetLife Global Operations Support Center Private Limited.....	IND.....	NIA.....	Natloportem Holdings, LLC.....	Ownership.....		MetLife, Inc.....	..N.....	
0241	MetLife.....			3818541			MetLife Services East Private Limited.....	IND.....	NIA.....	MetLife Solutions Pte. Ltd.....	Ownership.....	99.990	MetLife, Inc.....	..N.....	
0241	MetLife.....			3818541			MetLife Services East Private Limited.....	IND.....	NIA.....	Natloportem Holdings, LLC.....	Ownership.....	0.010	MetLife, Inc.....	..N.....	
0241	MetLife.....		22-3805708..	3302488			Newbury Insurance Company, Limited.....	DE.....	IA.....	MetLife, Inc.....	Ownership.....	100.000	MetLife, Inc.....	..N.....	
0241	MetLife.....		13-3179826..	3219782			MetLife Digital Ventures, Inc.....	DE.....	NIA.....	MetLife, Inc.....	Ownership.....	100.000	MetLife, Inc.....	..N.....	
0241	MetLife.....	13626..	20-5819518..	3921870			MetLife Reinsurance Company of Charleston.....	SC.....	IA.....	MetLife, Inc.....	Ownership.....	100.000	MetLife, Inc.....	..N.....	
0241	MetLife.....		26-6122204..	4254959			MetLife Capital Trust IV.....	DE.....	NIA.....	MetLife, Inc.....	Ownership.....	100.000	MetLife, Inc.....	..N.....	
0241	MetLife.....		27-0858844..	4278786			MetLife Home Loans LLC.....	DE.....	NIA.....	MetLife, Inc.....	Ownership.....	100.000	MetLife, Inc.....	..N.....	
0241	MetLife.....		75-2417735..	2602211			Federal Flood Certification LLC.....	TX.....	NIA.....	MetLife, Inc.....	Ownership.....	100.000	MetLife, Inc.....	..N.....	
0241	MetLife.....						Veranda Merger Sub, Inc.....	DE.....	NIA.....	MetLife, Inc.....	Ownership.....	100.000	MetLife, Inc.....	..N.....	
0241	MetLife.....		55-0790010..	3165807			MetLife Group, Inc.....	NY.....	NIA.....	MetLife, Inc.....	Ownership.....	100.000	MetLife, Inc.....	..N.....	
0241	MetLife.....		20-4607161..				MetLife Europe Holdings, LLC.....	DE.....	NIA.....	MetLife, Inc.....	Ownership.....	100.000	MetLife, Inc.....	..N.....	
0241	MetLife.....	13092..	26-1511401..	4300892			MetLife Reinsurance Company of Vermont.....	VT.....	IA.....	MetLife, Inc.....	Ownership.....	100.000	MetLife, Inc.....	..N.....	
0241	MetLife.....	62634..	51-0104167..	4255107			Delaware American Life Insurance Company.....	DE.....	IA.....	MetLife, Inc.....	Ownership.....	100.000	MetLife, Inc.....	..N.....	
0241	MetLife.....		27-1206753..				MetLife Consumer Services, Inc.....	DE.....	NIA.....	MetLife, Inc.....	Ownership.....	100.000	MetLife, Inc.....	..N.....	
0241	MetLife.....		81-2253384..				MetLife Insurance Brokerage, Inc.....	NY.....	NIA.....	MetLife, Inc.....	Ownership.....	100.000	MetLife, Inc.....	..N.....	
0241	MetLife.....		95-3947585..	3166064			MetLife Investors Group, LLC.....	DE.....	NIA.....	MetLife, Inc.....	Ownership.....	100.000	MetLife, Inc.....	..N.....	
0241	MetLife.....		43-1906210..	3373563	1130412		MetLife Investments Securities LLC (DE).....	DE.....	NIA.....	MetLife Investors Group, LLC.....	Ownership.....	100.000	MetLife, Inc.....	..N.....	
0241	MetLife.....		43-1906210..				MetLife Investors Distribution Company.....	MO.....	NIA.....	MetLife Investors Group, LLC.....	Ownership.....	100.000	MetLife, Inc.....	..N.....	

Q12

Statement for September 30, 2020 of the **Metropolitan Direct Property and Casualty Insurance Company**
SCHEDULE Y

PART 1A - DETAIL OF INSURANCE HOLDING COMPANY SYSTEM

1	2	3	4	5	6	7	8	9	10	11	12	13	14	15	16
Group Code	Group Name	NAIC Company Code	ID Number	Federal RSSD	CIK	Name of Securities Exchange if Publicly Traded (U.S. or International)	Names of Parent, Subsidiaries or Affiliates	Domiciliary Location	Relationship to Reporting Entity	Directly Controlled by (Name of Entity/Person)	Type of Control (Ownership Board, Management, Attorney-in-Fact, Influence, Other)	If Control is Ownership Provide Percentage	Ultimate Controlling Entity(ies)/Person(s)	Is an SCA Filing Required? (Y/N)	*
0241	MetLife.....	65978..	13-5581829..	1583845	937834		Metropolitan Life Insurance Company.....	NY.....	IA.....	MetLife, Inc.....	Ownership.....	100.000	MetLife, Inc.....	..N.....	
0241	MetLife.....		20-2985998..				500 Grant Street GP, LLC.....	DE.....	NIA.....	Metropolitan Life Insurance Company.....	Ownership.....	100.000	MetLife, Inc.....	..N.....	
0241	MetLife.....			1584785			500 Grant Street Associates Limited Partnership	CT.....	NIA.....	500 Grant Street GP LLC.....	Management.....		MetLife, Inc.....	..N.....	
0241	MetLife.....		22-3140349..				MetLife Retirement Services LLC.....	NJ.....	NIA.....	Metropolitan Life Insurance Company.....	Ownership.....	100.000	MetLife, Inc.....	..N.....	
0241	MetLife.....		90-0703980..				MLIC CB Holdings LLC.....	DE.....	NIA.....	Metropolitan Life Insurance Company.....	Ownership.....	100.000	MetLife, Inc.....	..N.....	
0241	MetLife.....						ML Clal Member, LLC.....	DE.....	NIA.....	Metropolitan Life Insurance Company.....	Ownership.....	100.000	MetLife, Inc.....	..N.....	
0241	MetLife.....		46-0800386..				CC Holdco Manager, LLC.....	DE.....	NIA.....	Metropolitan Life Insurance Company.....	Ownership.....	100.000	MetLife, Inc.....	..N.....	
0241	MetLife.....						Euro CL Investments LLC.....	DE.....	NIA.....	Metropolitan Life Insurance Company.....	Ownership.....	100.000	MetLife, Inc.....	..N.....	
0241	MetLife.....		13-5581829..				1001 Properties, LLC.....	DE.....	NIA.....	Metropolitan Life Insurance Company.....	Ownership.....	100.000	MetLife, Inc.....	..N.....	
0241	MetLife.....		26-0291767..				6104 Hollywood, LLC.....	DE.....	NIA.....	Metropolitan Life Insurance Company.....	Ownership.....	100.000	MetLife, Inc.....	..N.....	
0241	MetLife.....						The Building at 575 Fifth Avenue Mezzanine LLC	DE.....	NIA.....	Metropolitan Life Insurance Company.....	Ownership.....	100.000	MetLife, Inc.....	..N.....	
0241	MetLife.....						The Building at 575 Fifth Retail Holding LLC.....	DE.....	NIA.....	The Building at 575 Fifth Avenue Mezzanine LLC	Ownership.....	100.000	MetLife, Inc.....	..N.....	
0241	MetLife.....						The Building at 575 Fifth Retail Owner LLC.....	DE.....	NIA.....	The Building at 575 Fifth Retail Holding LLC.....	Ownership.....	100.000	MetLife, Inc.....	..N.....	
0241	MetLife.....		98-1107266..				Met Canada Solar ULC.....	CAN.....	NIA.....	MetLife Capital, Limited Partnership.....	Ownership.....	100.000	MetLife, Inc.....	..N.....	
0241	MetLife.....		86-1176467..				MEX DF Properties, LLC.....	DE.....	NIA.....	Metropolitan Life Insurance Company.....	Ownership.....	100.000	MetLife, Inc.....	..N.....	
0241	MetLife.....		13-5581829..				Met 1065 Hotel, LLC.....	DE.....	NIA.....	Metropolitan Life Insurance Company.....	Ownership.....	100.000	MetLife, Inc.....	..N.....	
0241	MetLife.....		55-0891973..				Corporate Real Estate Holdings, LLC.....	DE.....	NIA.....	Metropolitan Life Insurance Company.....	Ownership.....	100.000	MetLife, Inc.....	..N.....	
0241	MetLife.....		13-5581829..				WFP 1000 Holding Company GP, LLC.....	DE.....	NIA.....	Metropolitan Life Insurance Company.....	Ownership.....	100.000	MetLife, Inc.....	..N.....	
0241	MetLife.....		13-5581829..				MTU Hotel Owner, LLC.....	DE.....	NIA.....	Metropolitan Life Insurance Company.....	Ownership.....	100.000	MetLife, Inc.....	..N.....	
0241	MetLife.....						ML Bellevue Member, LLC.....	DE.....	NIA.....	Metropolitan Life Insurance Company.....	Ownership.....	100.000	MetLife, Inc.....	..N.....	
0241	MetLife.....		84-1717470..				MSV Irvine Property, LLC.....	DE.....	NIA.....	Metropolitan Life Insurance Company.....	Management.....		MetLife, Inc.....	..N.....	
0241	MetLife.....		13-3619870..				23rd Street Investments, Inc.....	DE.....	NIA.....	Metropolitan Life Insurance Company.....	Ownership.....	100.000	MetLife, Inc.....	..Y.....	
0241	MetLife.....		06-1193029..				MetLife Capital Credit L.P.....	DE.....	NIA.....	23rd Street Investments, Inc.....	Management.....		MetLife, Inc.....	..N.....	
0241	MetLife.....		91-1273824..	4600453			MetLife Capital, Limited Partnership.....	DE.....	NIA.....	23rd Street Investments, Inc.....	Management.....		MetLife, Inc.....	..N.....	
0241	MetLife.....						Long Island Solar Farm, LLC.....	DE.....	NIA.....	MetLife Capital, Limited Partnership.....	Management.....		MetLife, Inc.....	..N.....	
0241	MetLife.....		43-1822723..	4275507			Missouri Reinsurance, Inc.....	CYM.....	IA.....	Metropolitan Life Insurance Company.....	Ownership.....	100.000	MetLife, Inc.....	..Y.....	
0241	MetLife.....		13-3237278..				MetLife Holdings, Inc.....	DE.....	NIA.....	Metropolitan Life Insurance Company.....	Ownership.....	100.000	MetLife, Inc.....	..Y.....	
0241	MetLife.....		13-3237275..				MetLife Credit Corp.....	DE.....	NIA.....	MetLife Holdings, Inc. (DE).....	Ownership.....	100.000	MetLife, Inc.....	..N.....	
0241	MetLife.....		13-3237277..				MetLife Funding, Inc.....	DE.....	NIA.....	MetLife Holdings, Inc. (DE).....	Ownership.....	100.000	MetLife, Inc.....	..N.....	
0241	MetLife.....						85 Broad Street Mezzanine LLC.....	DE.....	NIA.....	Metropolitan Life Insurance Company.....	Ownership.....	100.000	MetLife, Inc.....	..N.....	
0241	MetLife.....		46-5563450..				Buford Logistics Center, LLC.....	DE.....	NIA.....	Metropolitan Life Insurance Company.....	Ownership.....	100.000	MetLife, Inc.....	..N.....	
0241	MetLife.....		13-3170235..				Metropolitan Tower Realty Company, Inc.....	DE.....	NIA.....	Metropolitan Life Insurance Company.....	Ownership.....	100.000	MetLife, Inc.....	..Y.....	
0241	MetLife.....		01-0855028..				Midtown Heights, LLC.....	DE.....	NIA.....	Metropolitan Tower Realty Company, Inc.....	Ownership.....	100.000	MetLife, Inc.....	..N.....	
0241	MetLife.....		43-6026902..				White Oak Royalty Company.....	OK.....	NIA.....	Metropolitan Life Insurance Company.....	Ownership.....	100.000	MetLife, Inc.....	..Y.....	

Q12.1

Statement for September 30, 2020 of the **Metropolitan Direct Property and Casualty Insurance Company**
SCHEDULE Y

PART 1A - DETAIL OF INSURANCE HOLDING COMPANY SYSTEM

1	2	3	4	5	6	7	8	9	10	11	12	13	14	15	16
Group Code	Group Name	NAIC Company Code	ID Number	Federal RSSD	CIK	Name of Securities Exchange if Publicly Traded (U.S. or International)	Names of Parent, Subsidiaries or Affiliates	Domiciliary Location	Relationship to Reporting Entity	Directly Controlled by (Name of Entity/Person)	Type of Control (Ownership Board, Management, Attorney-in-Fact, Influence, Other)	If Control is Ownership Provide Percentage	Ultimate Controlling Entity(ies)/Person(s)	Is an SCA Filing Required? (Y/N)	*
0241	MetLife.....		26-2853672..				MLIC Asset Holdings LLC.....	DE.....	NIA.....	Metropolitan Life Insurance Company.....	Ownership.....	100.000	MetLife, Inc.....	..N.....	
0241	MetLife.....		36-4197196..				MetLife Properties Ventures, LLC.....	DE.....	NIA.....	Metropolitan Life Insurance Company.....	Ownership.....	100.000	MetLife, Inc.....	..N.....	
0241	MetLife.....		22-2375428..				Transmountain Land & Livestock Company.....	MT.....	NIA.....	Metropolitan Life Insurance Company.....	Ownership.....	100.000	MetLife, Inc.....	..Y.....	
0241	MetLife.....		34-1650967..				MetLife Legal Plans, Inc.....	DE.....	NIA.....	Metropolitan Life Insurance Company.....	Ownership.....	100.000	MetLife, Inc.....	..Y.....	
0241	MetLife.....		34-1631590..				MetLife Legal Plans of Florida, Inc.....	FL.....	NIA.....	MetLife Legal Plans, Inc.....	Ownership.....	100.000	MetLife, Inc.....	..N.....	
0241	MetLife.....		13-4047186..				MetLife Tower Resources Group, Inc.....	DE.....	NIA.....	Metropolitan Life Insurance Company.....	Ownership.....	100.000	MetLife, Inc.....	..Y.....	
0241	MetLife.....		26-0404927..				Housing Fund Manager, LLC.....	DE.....	NIA.....	Metropolitan Life Insurance Company.....	Ownership.....	100.000	MetLife, Inc.....	..N.....	
0241	MetLife.....		26-0405155..				MTC Fund I, LLC.....	DE.....	NIA.....	Housing Fund Manager, LLC.....	Management.....		MetLife, Inc.....	..N.....	
0241	MetLife.....		13-5581829..				MTC Fund II, LLC.....	DE.....	NIA.....	Housing Fund Manager, LLC.....	Management.....		MetLife, Inc.....	..N.....	
0241	MetLife.....		14-2013939..	3727429			MTC Fund III, LLC.....	DE.....	NIA.....	Housing Fund Manager, LLC.....	Management.....		MetLife, Inc.....	..N.....	
0241	MetLife.....			4254454			St. James Fleet Investments Two Limited.....	CYM.....	NIA.....	Metropolitan Life Insurance Company.....	Ownership.....	100.000	MetLife, Inc.....	..Y.....	
0241	MetLife.....		98-0391368..	4254520			OMI MLIC Investments Limited.....	CYM.....	NIA.....	St. James Fleet Investments Two Limited.....	Ownership.....	100.000	MetLife, Inc.....	..N.....	
0241	MetLife.....				1719327		MetLife Securitization Depositor LLC.....	DE.....	NIA.....	Metropolitan Life Insurance Company.....	Ownership.....	100.000	MetLife, Inc.....	..N.....	
0241	MetLife.....		13-5581829..				MetLife Member Solaire LLC.....	DE.....	NIA.....	Metropolitan Life Insurance Company.....	Ownership.....	100.000	MetLife, Inc.....	..N.....	
0241	MetLife.....		82-5393412..				Pacific Logistics Industrial South, LLC.....	DE.....	NIA.....	Metropolitan Life Insurance Company.....	Ownership.....	100.000	MetLife, Inc.....	..N.....	
0241	MetLife.....		30-0777814..				Marketplace Residences, LLC.....	DE.....	NIA.....	Metropolitan Life Insurance Company.....	Ownership.....	100.000	MetLife, Inc.....	..N.....	
0241	MetLife.....		27-0226554..	4600435			MLIC Asset Holdings II LLC.....	DE.....	NIA.....	Metropolitan Life Insurance Company.....	Ownership.....	100.000	MetLife, Inc.....	..N.....	
0241	MetLife.....						MetLife RC SF Member, LLC.....	DE.....	NIA.....	Metropolitan Life Insurance Company.....	Ownership.....	100.000	MetLife, Inc.....	..N.....	
0241	MetLife.....		46-3608641..				ML Swan Mezz, LLC.....	DE.....	NIA.....	Metropolitan Life Insurance Company.....	Ownership.....	100.000	MetLife, Inc.....	..N.....	
0241	MetLife.....		46-3589015..				ML Swan GP, LLC.....	DE.....	NIA.....	ML Swan Mezz, LLC.....	Ownership.....	100.000	MetLife, Inc.....	..N.....	
0241	MetLife.....		46-3616798..				ML Dolphin Mezz, LLC.....	DE.....	NIA.....	Metropolitan Life Insurance Company.....	Ownership.....	100.000	MetLife, Inc.....	..N.....	
0241	MetLife.....		82-4889675..				ML Southlands Member, LLC.....	DE.....	NIA.....	Metropolitan Life Insurance Company.....	Management.....		MetLife, Inc.....	..N.....	
0241	MetLife.....		83-2970698..				ML Port Chester SC Member, LLC.....	DE.....	NIA.....	Metropolitan Life Insurance Company.....	Management.....		MetLife, Inc.....	..N.....	
0241	MetLife.....		82-4019470..				ML Cerritos TC Member, LLC.....	DE.....	NIA.....	Metropolitan Life Insurance Company.....	Management.....		MetLife, Inc.....	..N.....	
0241	MetLife.....		82-5351346..				ML Sloan's Lake Member, LLC.....	DE.....	NIA.....	Metropolitan Life Insurance Company.....	Management.....		MetLife, Inc.....	..N.....	
0241	MetLife.....						ML Sentinel Square Member, LLC.....	DE.....	NIA.....	Metropolitan Life Insurance Company.....	Ownership.....	100.000	MetLife, Inc.....	..N.....	
0241	MetLife.....		46-3593573..				ML Dolphin GP, LLC.....	DE.....	NIA.....	ML Dolphin Mezz, LLC.....	Ownership.....	100.000	MetLife, Inc.....	..N.....	
0241	MetLife.....						Haskell East Village, LLC.....	DE.....	NIA.....	Metropolitan Life Insurance Company.....	Ownership.....	100.000	MetLife, Inc.....	..N.....	
0241	MetLife.....		46-3426206..				MetLife Cabo Hilton Member, LLC.....	DE.....	NIA.....	Metropolitan Life Insurance Company.....	Management.....		MetLife, Inc.....	..N.....	
0241	MetLife.....		46-0803970..				MetLife CC Member, LLC.....	DE.....	NIA.....	Metropolitan Life Insurance Company.....	Management.....		MetLife, Inc.....	..N.....	
0241	MetLife.....		80-0821598..				Oconee Hotel Company, LLC.....	DE.....	NIA.....	Metropolitan Life Insurance Company.....	Ownership.....	100.000	MetLife, Inc.....	..N.....	
0241	MetLife.....		80-0823015..				Oconee Land Company, LLC.....	DE.....	NIA.....	Metropolitan Life Insurance Company.....	Ownership.....	100.000	MetLife, Inc.....	..N.....	
0241	MetLife.....		80-0823413..				Oconee Land Development Company, LLC.....	DE.....	NIA.....	Oconee Land Company, LLC.....	Ownership.....	100.000	MetLife, Inc.....	..N.....	
0241	MetLife.....		90-0853553..				Oconee Golf Company, LLC.....	DE.....	NIA.....	Oconee Land Company, LLC.....	Ownership.....	100.000	MetLife, Inc.....	..N.....	
0241	MetLife.....		37-1694299..				Oconee Marina Company, LLC.....	DE.....	NIA.....	Oconee Land Company, LLC.....	Ownership.....	100.000	MetLife, Inc.....	..N.....	
0241	MetLife.....		46-2460801..				1201 TAB Manager, LLC.....	DE.....	NIA.....	Metropolitan Life Insurance Company.....	Ownership.....	100.000	MetLife, Inc.....	..N.....	

Q12.2

Statement for September 30, 2020 of the **Metropolitan Direct Property and Casualty Insurance Company**
SCHEDULE Y

PART 1A - DETAIL OF INSURANCE HOLDING COMPANY SYSTEM

1	2	3	4	5	6	7	8	9	10	11	12	13	14	15	16
Group Code	Group Name	NAIC Company Code	ID Number	Federal RSSD	CIK	Name of Securities Exchange if Publicly Traded (U.S. or International)	Names of Parent, Subsidiaries or Affiliates	Domiciliary Location	Relationship to Reporting Entity	Directly Controlled by (Name of Entity/Person)	Type of Control (Ownership Board, Management, Attorney-in-Fact, Influence, Other)	If Control is Ownership Provide Percentage	Ultimate Controlling Entity(ies)/Person(s)	Is an SCA Filing Required? (Y/N)	*
0241	MetLife.....		46-2460801..				MetLife 1201 TAB Member, LLC.....	DE.....	NIA.....	Metropolitan Life Insurance Company.....	Management.....		MetLife, Inc.....	..N.....	
0241	MetLife.....		46-2477278..				MetLife LHH Member, LLC.....	DE.....	NIA.....	Metropolitan Life Insurance Company.....	Management.....		MetLife, Inc.....	..N.....	
0241	MetLife.....						MetLife Ashton Austin Owner, LLC.....	DE.....	NIA.....	Metropolitan Life Insurance Company.....	Ownership.....	...100.000	MetLife, Inc.....	..N.....	
0241	MetLife.....		13-5581829..				MetLife Acoma Owner, LLC.....	DE.....	NIA.....	Metropolitan Life Insurance Company.....	Ownership.....	...100.000	MetLife, Inc.....	..N.....	
0241	MetLife.....						ML Matson Mills Member LLC.....	DE.....	NIA.....	Metropolitan Life Insurance Company.....	Ownership.....	...100.000	MetLife, Inc.....	..N.....	
0241	MetLife.....						ML 300 Third Member LLC.....	DE.....	NIA.....	Metropolitan Life Insurance Company.....	Ownership.....	...100.000	MetLife, Inc.....	..N.....	
0241	MetLife.....						1925 WJC Owner, LLC.....	DE.....	NIA.....	Metropolitan Life Insurance Company.....	Ownership.....	...100.000	MetLife, Inc.....	..N.....	
0241	MetLife.....		26-1762232..				Boulevard Residential, LLC.....	DE.....	NIA.....	Metropolitan Life Insurance Company.....	Ownership.....	...100.000	MetLife, Inc.....	..N.....	
0241	MetLife.....						MetLife Ontario Street Member, LLC.....	DE.....	NIA.....	Metropolitan Life Insurance Company.....	Ownership.....	...100.000	MetLife, Inc.....	..N.....	
0241	MetLife.....		46-4158087..				MetLife 555 12th Member, LLC.....	DE.....	NIA.....	Metropolitan Life Insurance Company.....	Management.....		MetLife, Inc.....	..N.....	
0241	MetLife.....		82-3135079..				150 North Riverside PE Member, LLC.....	DE.....	NIA.....	Metropolitan Life Insurance Company.....	Management.....		MetLife, Inc.....	..N.....	
0241	MetLife.....		81-3382498..				MetLife ConSquare Member, LLC.....	DE.....	NIA.....	Metropolitan Life Insurance Company.....	Ownership.....	...100.000	MetLife, Inc.....	..N.....	
0241	MetLife.....		46-4133357..				ML Bridgeside Apartments, LLC.....	DE.....	NIA.....	Metropolitan Life Insurance Company.....	Ownership.....	...100.000	MetLife, Inc.....	..N.....	
0241	MetLife.....		46-4283517..				MetLife Camino Ramon Member, LLC.....	DE.....	NIA.....	Metropolitan Life Insurance Company.....	Management.....		MetLife, Inc.....	..N.....	
0241	MetLife.....		46-4705809..				MetLife CB W/A, LLC.....	DE.....	NIA.....	Metropolitan Life Insurance Company.....	Ownership.....	...100.000	MetLife, Inc.....	..N.....	
0241	MetLife.....		46-4129811..				MetLife 425 MKT Member, LLC.....	DE.....	NIA.....	Metropolitan Life Insurance Company.....	Ownership.....	...100.000	MetLife, Inc.....	..N.....	
0241	MetLife.....		13-5581829..				Southcreek Industrial Holdings. LLC.....	DE.....	NIA.....	Metropolitan Life Insurance Company.....	Ownership.....	...100.000	MetLife, Inc.....	..N.....	
0241	MetLife.....		46-4229772..				MetLife THR Investor, LLC.....	DE.....	NIA.....	Metropolitan Life Insurance Company.....	Ownership.....	...100.000	MetLife, Inc.....	..N.....	
0241	MetLife.....		13-5581829..				MCJV, LLC.....	DE.....	NIA.....	Metropolitan Life Insurance Company.....	Ownership.....	...100.000	MetLife, Inc.....	..N.....	
0241	MetLife.....						MetLife OFC Member, LLC.....	DE.....	NIA.....	Metropolitan Life Insurance Company.....	Ownership.....	...100.000	MetLife, Inc.....	..N.....	
0241	MetLife.....		46-4584166..				ML Southmore, LLC.....	DE.....	NIA.....	Metropolitan Life Insurance Company.....	Management.....		MetLife, Inc.....	..N.....	
0241	MetLife.....		13-5581829..				MetLife Private Equity Holdings, LLC.....	DE.....	NIA.....	MetLife SP Holdings, LLC.....	Ownership.....	...100.000	MetLife, Inc.....	..N.....	
0241	MetLife.....		20-8254446..				10700 Wilshire, LLC.....	DE.....	NIA.....	Metropolitan Life Insurance Company.....	Ownership.....	...100.000	MetLife, Inc.....	..N.....	
0241	MetLife.....		47-3741955..				ML Mililani Member, LLC.....	DE.....	NIA.....	Metropolitan Life Insurance Company.....	Management.....		MetLife, Inc.....	..N.....	
0241	MetLife.....		47-5228317..				MCPP Owners, LLC.....	DE.....	NIA.....	Metropolitan Life Insurance Company.....	Management.....		MetLife, Inc.....	..N.....	
0241	MetLife.....		20-3700390..				Viridian Miracle Mile, LLC.....	DE.....	NIA.....	Metropolitan Life Insurance Company.....	Ownership.....	...100.000	MetLife, Inc.....	..N.....	
0241	MetLife.....						ML-AI MetLife Member 5, LLC.....	DE.....	NIA.....	Metropolitan Life Insurance Company.....	Ownership.....	...100.000	MetLife, Inc.....	..N.....	
0241	MetLife.....						MetLife Park Tower Member, LLC.....	DE.....	NIA.....	Metropolitan Life Insurance Company.....	Ownership.....	...100.000	MetLife, Inc.....	..N.....	
0241	MetLife.....		47-5505232..				Park Tower REIT, Inc.....	DE.....	NIA.....	MetLife Park Tower Member, LLC.....	Ownership.....	...100.000	MetLife, Inc.....	..N.....	
0241	MetLife.....		81-1408328..				Park Tower JV Member, LLC.....	DE.....	NIA.....	Park Tower REIT, Inc.....	Ownership.....	...100.000	MetLife, Inc.....	..N.....	
0241	MetLife.....		82-1637862..				MetLife Chino Member, LLC.....	DE.....	NIA.....	Metropolitan Life Insurance Company.....	Ownership.....	...100.000	MetLife, Inc.....	..N.....	
0241	MetLife.....		13-5581829..				MetLife Boro Station Member, LLC.....	DE.....	NIA.....	Metropolitan Life Insurance Company.....	Ownership.....	...100.000	MetLife, Inc.....	..N.....	
0241	MetLife.....		83-2270141..				MMP Owners, LLC.....	DE.....	NIA.....	Metropolitan Life Insurance Company.....	Management.....		MetLife, Inc.....	..N.....	
0241	MetLife.....		13-5581829..				MetLife 8280 Member, LLC.....	DE.....	NIA.....	Metropolitan Life Insurance Company.....	Ownership.....	...100.000	MetLife, Inc.....	..N.....	
0241	MetLife.....						MC Portfolio JV Member, LLC.....	DE.....	NIA.....	Metropolitan Life Insurance Company.....	Ownership.....	...100.000	MetLife, Inc.....	..N.....	
0241	MetLife.....		13-5581829..				MMP Owners III, LLC.....	DE.....	NIA.....	Metropolitan Life Insurance Company.....	Ownership.....	...100.000	MetLife, Inc.....	..N.....	

Q12.3

Statement for September 30, 2020 of the **Metropolitan Direct Property and Casualty Insurance Company**
SCHEDULE Y

PART 1A - DETAIL OF INSURANCE HOLDING COMPANY SYSTEM

1	2	3	4	5	6	7	8	9	10	11	12	13	14	15	16
Group Code	Group Name	NAIC Company Code	ID Number	Federal RSSD	CIK	Name of Securities Exchange if Publicly Traded (U.S. or International)	Names of Parent, Subsidiaries or Affiliates	Domiciliary Location	Relationship to Reporting Entity	Directly Controlled by (Name of Entity/Person)	Type of Control (Ownership Board, Management, Attorney-in-Fact, Influence, Other)	If Control is Ownership Provide Percentage	Ultimate Controlling Entity(ies)/Person(s)	Is an SCA Filing Required? (Y/N)	*
0241	MetLife.....						MetLife Multi-Family Partners III, LLC.....	DE.....	NIA.....	MMP Owners III, LLC.....	Ownership.....	100.000	MetLife, Inc.....N.....	
0241	MetLife.....		13-5581829..				MMP Holdings III, LLC.....	DE.....	NIA.....	MetLife Multi-Family Partners III, LLC.....	Ownership.....	100.000	MetLife, Inc.....N.....	
0241	MetLife.....		13-5581829..				MMP Cedar Street REIT, LLC.....	DE.....	NIA.....	MMP Holdings III, LLC.....	Ownership.....	100.000	MetLife, Inc.....N.....	
0241	MetLife.....		13-5581829..				MMP Cedar Street Owner, LLC.....	DE.....	NIA.....	MMP Cedar Street REIT, LLC.....	Ownership.....	100.000	MetLife, Inc.....N.....	
0241	MetLife.....		13-5581829..				MMP South Park REIT, LLC.....	DE.....	NIA.....	MMP Holdings III, LLC.....	Ownership.....	100.000	MetLife, Inc.....N.....	
0241	MetLife.....		13-5581829..				MMP South Park Owner, LLC.....	DE.....	NIA.....	MMP South Park REIT, LLC.....	Ownership.....	100.000	MetLife, Inc.....N.....	
0241	MetLife.....		13-5581829..				MMP Olivian REIT, LLC.....	DE.....	NIA.....	MMP Holdings III, LLC.....	Ownership.....	100.000	MetLife, Inc.....N.....	
0241	MetLife.....		13-5581829..				MMP Olivian Owner, LLC.....	DE.....	NIA.....	MMP Olivian REIT, LLC.....	Ownership.....	100.000	MetLife, Inc.....N.....	
0241	MetLife.....						ML Block 40, LLC.....	DE.....	NIA.....	Metropolitan Life Insurance Company.....	Ownership.....	100.000	MetLife, Inc.....N.....	
0241	MetLife.....						MetLife Japan US Equity Owners LLC.....	DE.....	NIA.....	Metropolitan Life Insurance Company.....	Ownership.....	100.000	MetLife, Inc.....N.....	
0241	MetLife.....		13-5581829..				MetLife SP Holdings, LLC.....	DE.....	NIA.....	Metropolitan Life Insurance Company.....	Ownership.....	100.000	MetLife, Inc.....N.....	
0241	MetLife.....		47-2085444..				ML-AI MetLife Member 2, LLC.....	DE.....	NIA.....	Metropolitan Life Insurance Company.....	Management.....		MetLife, Inc.....N.....	
0241	MetLife.....						ML-AI MetLife Member 3, LLC.....	DE.....	NIA.....	Metropolitan Life Insurance Company.....	Ownership.....	100.000	MetLife, Inc.....N.....	
0241	MetLife.....						ML-AI MetLife Member 4, LLC.....	DE.....	NIA.....	Metropolitan Life Insurance Company.....	Management.....		MetLife, Inc.....N.....	
0241	MetLife.....		82-2216412..				White Tract II, LLC.....	DE.....	NIA.....	Metropolitan Life Insurance Company.....	Ownership.....	100.000	MetLife, Inc.....N.....	
0241	MetLife.....		81-0770888..				MetLife Treat Towers Member, LLC.....	DE.....	NIA.....	Metropolitan Life Insurance Company.....	Ownership.....	100.000	MetLife, Inc.....N.....	
0241	MetLife.....		46-4255167..				ML Terraces, LLC.....	DE.....	NIA.....	Metropolitan Life Insurance Company.....	Ownership.....	100.000	MetLife, Inc.....N.....	
0241	MetLife.....						MetLife 1007 Stewart, LLC.....	DE.....	NIA.....	Metropolitan Life Insurance Company.....	Ownership.....	100.000	MetLife, Inc.....N.....	
0241	MetLife.....						Chestnut Flats Wind, LLC.....	DE.....	NIA.....	Metropolitan Life Insurance Company.....	Ownership.....	100.000	MetLife, Inc.....N.....	
0241	MetLife.....		47-1256270..				MetLife OBS Member, LLC.....	DE.....	NIA.....	Metropolitan Life Insurance Company.....	Ownership.....	100.000	MetLife, Inc.....N.....	
0241	MetLife.....						MetLife FM Hotel Member, LLC.....	DE.....	NIA.....	Metropolitan Life Insurance Company.....	Ownership.....	100.000	MetLife, Inc.....N.....	
0241	MetLife.....						LHCW Holdings (U.S.) LLC.....	DE.....	NIA.....	MetLife FM Hotel Member, LLC.....	Ownership.....	100.000	MetLife, Inc.....N.....	
0241	MetLife.....						LHC Holdings (U.S.) LLC.....	DE.....	NIA.....	LHCW Holdings (U.S.) LLC.....	Ownership.....	100.000	MetLife, Inc.....N.....	
0241	MetLife.....						LHCW Hotel Holding (U.S.) LLC.....	DE.....	NIA.....	LHC Holdings (U.S.) LLC.....	Ownership.....	100.000	MetLife, Inc.....N.....	
0241	MetLife.....						LHCW Hotel Holding (2002) LLC.....	DE.....	NIA.....	LHCW Hotel Holding (U.S.) LLC.....	Ownership.....	100.000	MetLife, Inc.....N.....	
0241	MetLife.....						LHCW Hotel Operating Company (2002) LLC.....	DE.....	NIA.....	LHCW Hotel Holding (U.S.) LLC.....	Ownership.....	100.000	MetLife, Inc.....N.....	
0241	MetLife.....						MetLife HCMJV 1 GP, LLC.....	DE.....	NIA.....	Metropolitan Life Insurance Company.....	Ownership.....	100.000	MetLife, Inc.....N.....	
0241	MetLife.....						MetLife HCMJV 1 LP, LLC.....	DE.....	NIA.....	Metropolitan Life Insurance Company.....	Ownership.....	100.000	MetLife, Inc.....N.....	
0241	MetLife.....						ML Third Army Industrial Member, LLC.....	DE.....	NIA.....	Metropolitan Life Insurance Company.....	Ownership.....	100.000	MetLife, Inc.....N.....	
0241	MetLife.....		46-4196012..				ML-AI MetLife Member 1, LLC.....	DE.....	NIA.....	Metropolitan Life Insurance Company.....	Management.....		MetLife, Inc.....N.....	
0241	MetLife.....						Sino-US United MetLife Insurance Co. Ltd.....	CHN.....	IA.....	Metropolitan Life Insurance Company.....	Ownership.....	50.000	MetLife, Inc.....N.....	
0241	MetLife.....		84-4913232..				ML Armature Member, LLC.....	DE.....	NIA.....	Metropolitan Life Insurance Company.....	Management.....		MetLife, Inc.....N.....	
0241	MetLife.....	26298..	13-2725441..	3219728			Metropolitan Property and Casualty Insurance Company	RI.....	UDP.....	MetLife, Inc.....	Ownership.....	100.000	MetLife, Inc.....N.....	
0241	MetLife.....	39950..	22-2342710..				Metropolitan General Insurance Company.....	RI.....	IA.....	Metropolitan Property and Casualty Insurance Company	Ownership.....	100.000	MetLife, Inc.....N.....	

Q12.4

Statement for September 30, 2020 of the **Metropolitan Direct Property and Casualty Insurance Company**
SCHEDULE Y

PART 1A - DETAIL OF INSURANCE HOLDING COMPANY SYSTEM

1	2	3	4	5	6	7	8	9	10	11	12	13	14	15	16
Group Code	Group Name	NAIC Company Code	ID Number	Federal RSSD	CIK	Name of Securities Exchange if Publicly Traded (U.S. or International)	Names of Parent, Subsidiaries or Affiliates	Domiciliary Location	Relationship to Reporting Entity	Directly Controlled by (Name of Entity/Person)	Type of Control (Ownership Board, Management, Attorney-in-Fact, Influence, Other)	If Control is Ownership Provide Percentage	Ultimate Controlling Entity(ies)/Person(s)	Is an SCA Filing Required? (Y/N)	*
0241	MetLife.....	40169..	05-0393243..				Metropolitan Casualty Insurance Company.....	RI.....	IA.....	Metropolitan Property and Casualty Insurance Company	Ownership.....	100.000	MetLife, Inc.....	N.....	
0241	MetLife.....	25321..	23-1903575..				Metropolitan Direct Property and Casualty Insurance Company	RI.....	RE.....	Metropolitan Property and Casualty Insurance Company	Ownership.....	100.000	MetLife, Inc.....	N.....	
0241	MetLife.....	22926..	36-1022580..				Economy Fire & Casualty Company.....	IL.....	IA.....	Metropolitan Property and Casualty Insurance Company	Ownership.....	100.000	MetLife, Inc.....	N.....	
0241	MetLife.....	38067..	36-3027848..				Economy Preferred Insurance Company.....	IL.....	IA.....	Economy Fire & Casualty Company.....	Ownership.....	100.000	MetLife, Inc.....	N.....	
0241	MetLife.....	40649..	36-3105737..				Economy Premier Assurance Company.....	IL.....	IA.....	Economy Fire & Casualty Company.....	Ownership.....	100.000	MetLife, Inc.....	N.....	
0241	MetLife.....		95-3003951..				MetLife Auto & Home Insurance Agency, Inc.....	RI.....	IA.....	Metropolitan Property and Casualty Insurance Company	Ownership.....	100.000	MetLife, Inc.....	Y.....	
0241	MetLife.....	34339..	13-2915260..				Metropolitan Group Property and Casualty Insurance Company	RI.....	IA.....	Metropolitan Property and Casualty Insurance Company	Ownership.....	100.000	MetLife, Inc.....	N.....	
0241	MetLife.....		05-0476998..				Metropolitan Lloyds, Inc.....	TX.....	NIA.....	Metropolitan Property and Casualty Insurance Company	Ownership.....	100.000	MetLife, Inc.....	Y.....	
0241	MetLife.....	13938..	75-2483187..				Metropolitan Lloyds Insurance Company of Texas	TX.....	IA.....	Metropolitan Lloyds, Inc.....	Attorney-in-fact.....		MetLife, Inc.....	N.....	
0241	MetLife.....	97136..	13-3114906..	3219773			Metropolitan Tower Life Insurance Company.....	NE.....	IA.....	MetLife, Inc.....	Ownership.....	100.000	MetLife, Inc.....	N.....	
0241	MetLife.....		38-4035918..				MetLife Assignment Company, Inc (DE).....	DE.....	NIA.....	Metropolitan Tower Life Insurance Company...	Ownership.....	100.000	MetLife, Inc.....	Y.....	
0241	MetLife.....						Plaza Drive Properties, LLC.....	DE.....	NIA.....	Metropolitan Tower Life Insurance Company...	Ownership.....	100.000	MetLife, Inc.....	N.....	
0241	MetLife.....		13-3114906..				MTL Leasing, LLC.....	DE.....	NIA.....	Metropolitan Tower Life Insurance Company...	Ownership.....	100.000	MetLife, Inc.....	N.....	
0241	MetLife.....		06-1535895..				PREFCO XIV Holdings LLC.....	CT.....	NIA.....	MTL Leasing, LLC.....	Ownership.....	100.000	MetLife, Inc.....	N.....	
0241	MetLife.....		06-1535895..				PREFCO Fourteen Limited Partnership.....	CT.....	NIA.....	MTL Leasing, LLC.....	Management.....		MetLife, Inc.....	N.....	
0241	MetLife.....						1320 Venture LLC.....	DE.....	NIA.....	MTL Leasing, LLC.....	Ownership.....	100.000	MetLife, Inc.....	N.....	
0241	MetLife.....		13-3114906..				1320 GP LLC.....	DE.....	NIA.....	MTL Leasing, LLC.....	Ownership.....	100.000	MetLife, Inc.....	N.....	
0241	MetLife.....		38-3846857..				1320 Owner LP.....	DE.....	NIA.....	1320 Venture LLC.....	Management.....		MetLife, Inc.....	N.....	
0241	MetLife.....		52-1528581..	3921834	727303		SafeGuard Health Enterprises, Inc.....	DE.....	NIA.....	MetLife, Inc.....	Ownership.....	100.000	MetLife, Inc.....	N.....	
0241	MetLife.....	14170..	33-0733552..				MetLife Health Plans, Inc.....	NJ.....	NIA.....	SafeGuard Health Enterprises, Inc.....	Ownership.....	100.000	MetLife, Inc.....	N.....	
0241	MetLife.....		95-2879515..				SafeGuard Health Plans, Inc. (CA).....	CA.....	NIA.....	SafeGuard Health Enterprises, Inc.....	Ownership.....	100.000	MetLife, Inc.....	N.....	
0241	MetLife.....	79014..	33-0515751..				SafeHealth Life Insurance Company.....	CA.....	NIA.....	SafeGuard Health Enterprises, Inc.....	Ownership.....	100.000	MetLife, Inc.....	N.....	
0241	MetLife.....	52009..	65-0073323..				SafeGuard Health Plans, Inc. (FL).....	FL.....	NIA.....	SafeGuard Health Enterprises, Inc.....	Ownership.....	100.000	MetLife, Inc.....	N.....	
0241	MetLife.....	95051..	75-2046497..				SafeGuard Health Plans, Inc. (TX).....	TX.....	NIA.....	SafeGuard Health Enterprises, Inc.....	Ownership.....	100.000	MetLife, Inc.....	N.....	
0241	MetLife.....	60690..	98-0000065..	4247326			American Life Insurance Company.....	DE.....	IA.....	MetLife, Inc.....	Ownership.....	100.000	MetLife, Inc.....	N.....	
0241	MetLife.....						BIDV MetLife Life Insurance Limited Liability Company	VNM.....	IA.....	American Life Insurance Company.....	Ownership.....	63.440	MetLife, Inc.....	N.....	
0241	MetLife.....		AA-1580066..				MetLife Insurance K.K. (Japan).....	JPN.....	IA.....	American Life Insurance Company.....	Ownership.....	100.000	MetLife, Inc.....	N.....	
0241	MetLife.....			4255330			Communication One Kabushiki Kaisha (Japan).....	JPN.....	NIA.....	MetLife Insurance K.K. (Japan).....	Ownership.....	100.000	MetLife, Inc.....	N.....	
0241	MetLife.....						Fortissimo Co., Ltd.....	JPN.....	IA.....	MetLife Insurance K.K. (Japan).....	Ownership.....	100.000	MetLife, Inc.....	N.....	

Q12.5

Statement for September 30, 2020 of the **Metropolitan Direct Property and Casualty Insurance Company**
SCHEDULE Y

PART 1A - DETAIL OF INSURANCE HOLDING COMPANY SYSTEM

1	2	3	4	5	6	7	8	9	10	11	12	13	14	15	16
Group Code	Group Name	NAIC Company Code	ID Number	Federal RSSD	CIK	Name of Securities Exchange if Publicly Traded (U.S. or International)	Names of Parent, Subsidiaries or Affiliates	Domiciliary Location	Relationship to Reporting Entity	Directly Controlled by (Name of Entity/Person)	Type of Control (Ownership Board, Management, Attorney-in-Fact, Influence, Other)	If Control is Ownership Provide Percentage	Ultimate Controlling Entity(ies)/Person(s)	Is an SCA Filing Required? (Y/N)	*
0241	MetLife.....			4250018			MetLife Life Insurance Company (Egypt).....	EGY.....	IA.....	MetLife Global Holding Company I GmbH (Swiss)	Ownership.....	84.125	MetLife, Inc.....	N.....	
0241	MetLife.....		51-0205283..				International Technical and Advisory Services Limited	DE.....	NIA.....	American Life Insurance Company	Ownership.....	100.000	MetLife, Inc.....	Y.....	
0241	MetLife.....		02-0649743..				Borderland Investments Limited (USA-Delaware)	DE.....	NIA.....	American Life Insurance Company	Ownership.....	100.000	MetLife, Inc.....	Y.....	
0241	MetLife.....						ALICO Hellas Single Member Limited Liability Company (Greece)	GRC.....	NIA.....	Borderland Investments Limited (DE).....	Ownership.....	100.000	MetLife, Inc.....	N.....	
0241	MetLife.....		13-3912049..				ALICO Properties, Inc. (USA-Delaware).....	DE.....	NIA.....	American Life Insurance Company	Ownership.....	51.000	MetLife, Inc.....	Y.....	
0241	MetLife.....		13-3919049..				Global Properties, Inc. (USA-Delaware).....	DE.....	NIA.....	ALICO Properties, Inc.....	Ownership.....	100.000	MetLife, Inc.....	N.....	
0241	MetLife.....						MetLife Global Holding Company I GmbH (Swiss)	CHE.....	NIA.....	American Life Insurance Company.....	Ownership.....	100.000	MetLife, Inc.....	N.....	
0241	MetLife.....		13-3759652..	3166279			MetLife International Holdings, LLC.....	DE.....	NIA.....	MetLife Global Holding Company II GmbH (Swiss)	Ownership.....	100.000	MetLife, Inc.....	N.....	
0241	MetLife.....			4240907			MM Global Operations Support Center, S.A. de C.V.	MEX.....	NIA.....	MetLife Global Holding Company II GmbH (Swiss)	Ownership.....	100.000	MetLife, Inc.....	N.....	
0241	MetLife.....			4240907			MM Global Operations Support Center, S.A. de C.V.	MEX.....	NIA.....	MetLife Global Holding Company I GmbH (Swiss)	Ownership.....		MetLife, Inc.....	N.....	
0241	MetLife.....			4254995			Fundacion MetLife Mexico, A.C.....	MEX.....	NIA.....	MM Global Operations Support Center, S.A. de C.V., S.A. de C.V.	Ownership.....	100.000	MetLife, Inc.....	N.....	
0241	MetLife.....						MetLife Asia Services Sdn. Bhd.....	MYS.....	NIA.....	MetLife Global Holding Company II GmbH (Swiss)	Ownership.....	100.000	MetLife, Inc.....	N.....	
0241	MetLife.....		AA-1860015.				MetLife Emeklilik ve Hayat A.S. (Turkey).....	TUR.....	IA.....	MetLife Global Holding Company II GmbH (Swiss)	Ownership.....	99.980	MetLife, Inc.....	N.....	
0241	MetLife.....			4250072			PJSC MetLife (Ukraine).....	UKR.....	IA.....	MetLife Global Holding Company II GmbH (Swiss)	Ownership.....	99.999	MetLife, Inc.....	N.....	
0241	MetLife.....			4250072			PJSC MetLife (Ukraine).....	UKR.....	IA.....	International Technical and Advisory Services Limited (DE)	Ownership.....	0.001	MetLife, Inc.....	N.....	
0241	MetLife.....			4250072			PJSC MetLife (Ukraine).....	UKR.....	IA.....	Borderland Investments Limited (DE).....	Ownership.....	0.001	MetLife, Inc.....	N.....	
0241	MetLife.....						MetLife Innovation Centre Limited.....	IRL.....	NIA.....	MetLife Global Holding Company II GmbH (Swiss)	Ownership.....	99.999	MetLife, Inc.....	N.....	
0241	MetLife.....						MetLife Asset Management Corp. (Japan).....	JPN.....	NIA.....	ALICO Operations, LLC (DE).....	Ownership.....	100.000	MetLife, Inc.....	N.....	
0241	MetLife.....			4251293			MetLife Seguros S.A. (Uruguay).....	URY.....	IA.....	ALICO Operations, LLC (DE).....	Ownership.....	100.000	MetLife, Inc.....	N.....	
0241	MetLife.....						MetLife Colombia Seguros de Vida S.A. (Columbia)	COL.....	IA.....	MetLife Global Holding Company II GmbH (Swiss)	Ownership.....	90.000	MetLife, Inc.....	N.....	
0241	MetLife.....						MetLife Colombia Seguros de Vida S.A. (Columbia)	COL.....	IA.....	MetLife Global Holding Company I GmbH (Swiss)	Ownership.....	10.000	MetLife, Inc.....	N.....	

Q12.6

Statement for September 30, 2020 of the **Metropolitan Direct Property and Casualty Insurance Company**
SCHEDULE Y

PART 1A - DETAIL OF INSURANCE HOLDING COMPANY SYSTEM

1	2	3	4	5	6	7	8	9	10	11	12	13	14	15	16
Group Code	Group Name	NAIC Company Code	ID Number	Federal RSSD	CIK	Name of Securities Exchange if Publicly Traded (U.S. or International)	Names of Parent, Subsidiaries or Affiliates	Domiciliary Location	Relationship to Reporting Entity	Directly Controlled by (Name of Entity/Person)	Type of Control (Ownership Board, Management, Attorney-in-Fact, Influence, Other)	If Control is Ownership Provide Percentage	Ultimate Controlling Entity(ies)/Person(s)	Is an SCA Filing Required? (Y/N)	*
0241	MetLife.....						MetLife Colombia Seguros de Vida S.A. (Columbia)	COL.....	IA.....	International Technical and Advisory Services Limited (DE)	Ownership.....		MetLife, Inc.....N.....	
0241	MetLife.....						MetLife Colombia Seguros de Vida S.A. (Columbia)	COL.....	IA.....	Borderland Investments Limited (DE).....	Ownership.....		MetLife, Inc.....N.....	
0241	MetLife.....						MetLife Colombia Seguros de Vida S.A. (Columbia)	COL.....	IA.....	Natiloportem Holdings, LLC.....	Ownership.....		MetLife, Inc.....N.....	
0241	MetLife.....			4254445			MetLife Latin America Asesorias e Inversiones Limitada (Chile)	CHL.....	NIA.....	MetLife Investment Management Holdings (Ireland) Limited	Ownership.....	99.990	MetLife, Inc.....N.....	
0241	MetLife.....			4254445			MetLife Latin America Asesorias e Inversiones Limitada (Chile)	CHL.....	NIA.....	MetLife Global Holding Company II GmbH (Swiss)	Ownership.....	0.010	MetLife, Inc.....N.....	
0241	MetLife.....			4275534			MetLife Investments Asia Limited (Hong Kong).	HKG.....	NIA.....	MetLife Investment Management Holdings (Ireland) Limited	Ownership.....	100.000	MetLife, Inc.....N.....	
0241	MetLife.....			4254427			MetLife Investments Limited (UK).....	GBR.....	NIA.....	MetLife Investment Management Holdings (Ireland) Limited	Ownership.....	100.000	MetLife, Inc.....N.....	
0241	MetLife.....						MetLife Investment Management Holdings (Ireland) Limited	IRL.....	NIA.....	MetLife Global Holding Company II GmbH (Swiss)	Ownership.....	100.000	MetLife, Inc.....N.....	
0241	MetLife.....						MetLife Syndicated Bank Loan Lux GP, S.à.r.l.	LUX.....	NIA.....	MetLife Investment Management Holdings (Ireland) Limited	Ownership.....	100.000	MetLife, Inc.....N.....	
0241	MetLife.....		98-1372544				MetLife BL Feeder (Cayman), LP.....	CYM.....	NIA.....	MetLife Syndicated Bank Loan Lux GP, S.à.r.l.	Management.....		MetLife, Inc.....N.....	
0241	MetLife.....		82-3255634				MetLife BL Feeder, LP.....	DE.....	NIA.....	MetLife Syndicated Bank Loan Lux GP, S.à.r.l.	Management.....		MetLife, Inc.....N.....	
0241	MetLife.....		98-1372721				MetLife Syndicated Bank Loan Fund, SCSp (Luxembourg)	LUX.....	NIA.....	MetLife Syndicated Bank Loan Lux GP, S.à.r.l.	Management.....		MetLife, Inc.....N.....	
0241	MetLife.....		30-0615846				ALICO Operations, LLC (DE).....	DE.....	NIA.....	MetLife Global Holding Company II GmbH (Swiss)	Ownership.....	100.000	MetLife, Inc.....N.....	
0241	MetLife.....		98-0552186	4249302			ALICO European Holding Limited (Ireland).....	IRL.....	NIA.....	MetLife Global Holding Company II GmbH (Swiss)	Ownership.....	100.000	MetLife, Inc.....N.....	
0241	MetLife.....						MetLife Asia Holding Company Pte. Ltd.	SGP.....	NIA.....	MetLife Global Holding Company II GmbH (Swiss)	Ownership.....	100.000	MetLife, Inc.....N.....	
0241	MetLife.....						MetLife Innovation Centre Pte. Ltd.	SGP.....	NIA.....	MetLife Asia Holding Company Pte. Ltd.	Ownership.....	100.000	MetLife, Inc.....N.....	
0241	MetLife.....						LumenLab Malaysia Sdn. Bhd. (Malaysia).....	MYS.....	NIA.....	MetLife Innovation Centre Pte. Ltd.	Ownership.....	100.000	MetLife, Inc.....N.....	
0241	MetLife.....						MetLife Reinsurance Company of Bermuda Ltd.	BMU.....	IA.....	MetLife Global Holding Company II GmbH (Swiss)	Ownership.....	100.000	MetLife, Inc.....N.....	
0241	MetLife.....						MetLife Investment Management Limited (UK)..	GBR.....	NIA.....	MetLife Global Holding Company II GmbH (Swiss)	Ownership.....	100.000	MetLife, Inc.....N.....	
0241	MetLife.....			4249469			Closed Joint-stock Company Master-D (Russia)	RUS.....	NIA.....	MetLife Global Holding Company II GmbH (Swiss)	Ownership.....	100.000	MetLife, Inc.....N.....	

Q12.7

Statement for September 30, 2020 of the **Metropolitan Direct Property and Casualty Insurance Company**
SCHEDULE Y

PART 1A - DETAIL OF INSURANCE HOLDING COMPANY SYSTEM

1	2	3	4	5	6	7	8	9	10	11	12	13	14	15	16
Group Code	Group Name	NAIC Company Code	ID Number	Federal RSSD	CIK	Name of Securities Exchange if Publicly Traded (U.S. or International)	Names of Parent, Subsidiaries or Affiliates	Domiciliary Location	Relationship to Reporting Entity	Directly Controlled by (Name of Entity/Person)	Type of Control (Ownership Board, Management, Attorney-in-Fact, Influence, Other)	If Control is Ownership Provide Percentage	Ultimate Controlling Entity(ies)/Person(s)	Is an SCA Filing Required? (Y/N)	*
0241	MetLife.....			4249991			Joint-Stock Company "MetLife Insurance Company" (Russia)	RUS.....	IA.....	MetLife Global Holding Company II GmbH (Swiss)	Ownership.....	49.000	MetLife, Inc.....	N.....	
0241	MetLife.....			4249991			Joint-Stock Company "MetLife Insurance Company" (Russia)	RUS.....	IA.....	Closed Joint-stock Company Master-D (Russia)	Ownership.....	51.000	MetLife, Inc.....	N.....	
0241	MetLife.....						MetLife Global Holding Company II GmbH (Swiss)	CHE.....	NIA.....	MetLife Global Holding Company I GmbH (Swiss)	Ownership.....	100.000	MetLife, Inc.....	N.....	
0241	MetLife.....		13-3953333	3166372			Natiloportem Holdings, LLC.....	DE.....	NIA.....	MetLife International Holdings, LLC.....	Ownership.....	100.000	MetLife, Inc.....	N.....	
0241	MetLife.....			3166402			Excelencia Operativa y Tecnologica, S.A. de C.V. (Mexico)	MEX.....	NIA.....	Natiloportem Holdings, LLC.....	Ownership.....	99.900	MetLife, Inc.....	N.....	
0241	MetLife.....			3166402			Excelencia Operativa y Tecnologica, S.A. de C.V. (Mexico)	MEX.....	NIA.....	MetLife Mexico Servicios, S.A. de C.V.....	Ownership.....	0.100	MetLife, Inc.....	N.....	
0241	MetLife.....			3166318			Metropolitan Life Seguros e Previdencia Privada S.A. (Brazil)	BRA.....	IA.....	MetLife International Holdings, LLC.....	Ownership.....	66.662	MetLife, Inc.....	N.....	
0241	MetLife.....			3166318			Metropolitan Life Seguros e Previdencia Privada S.A. (Brazil)	BRA.....	IA.....	MetLife Worldwide Holdings, LLC.....	Ownership.....	33.337	MetLife, Inc.....	N.....	
0241	MetLife.....			3166318			Metropolitan Life Seguros e Previdencia Privada S.A. (Brazil)	BRA.....	IA.....	Natiloportem Holdings, LLC.....	Ownership.....	0.001	MetLife, Inc.....	N.....	
0241	MetLife.....			4191616			MetLife Ireland Holdings One Limited.....	IRL.....	NIA.....	MetLife International Holdings, LLC.....	Ownership.....	100.000	MetLife, Inc.....	N.....	
0241	MetLife.....						MetLife International Limited, LLC (DE).....	DE.....	NIA.....	MetLife International Holdings, LLC.....	Ownership.....	100.000	MetLife, Inc.....	N.....	
0241	MetLife.....						AmMetLife Insurance Berhad.....	MYS.....	IA.....	MetLife International Holdings, LLC.....	Ownership.....	50.000	MetLife, Inc.....	N.....	
0241	MetLife.....						MAXIS GBN S.A.S.....	FRA.....	NIA.....	MetLife International Holdings, LLC.....	Ownership.....	50.000	MetLife, Inc.....	N.....	
0241	MetLife.....		AA-5480033				AmMetLife Takaful Berhad.....	MYS.....	IA.....	MetLife International Holdings, LLC.....	Ownership.....	50.000	MetLife, Inc.....	N.....	
0241	MetLife.....						MetLife Asia Limited (Hong Kong).....	HKG.....	NIA.....	MetLife International Holdings, LLC.....	Ownership.....	100.000	MetLife, Inc.....	N.....	
0241	MetLife.....			4195913			MetLife Planos Odontologicos Ltda. (Brazil).....	BRA.....	IA.....	MetLife International Holdings, LLC.....	Ownership.....	99.999	MetLife, Inc.....	N.....	
0241	MetLife.....			4195913			MetLife Planos Odontologicos Ltda. (Brazil).....	BRA.....	IA.....	Natiloportem Holdings, LLC.....	Ownership.....	0.001	MetLife, Inc.....	N.....	
0241	MetLife.....		AA-2130012	1641857			MetLife Seguros S.A. (Argentina).....	ARG.....	IA.....	MetLife International Holdings, LLC.....	Ownership.....	95.524	MetLife, Inc.....	N.....	
0241	MetLife.....		AA-2130012	1641857			MetLife Seguros S.A. (Argentina).....	ARG.....	IA.....	Natiloportem Holdings, LLC.....	Ownership.....	2.675	MetLife, Inc.....	N.....	
0241	MetLife.....		AA-2130012	4251145			MetLife Seguros S.A. (Argentina).....	ARG.....	IA.....	International Technical and Advisory Services Limited (DE)	Ownership.....	1.801	MetLife, Inc.....	N.....	
0241	MetLife.....			2327738			Compania Inversora MetLife S.A. (Argentina).....	ARG.....	NIA.....	MetLife International Holdings, LLC.....	Ownership.....	95.460	MetLife, Inc.....	N.....	
0241	MetLife.....			2327738			Compania Inversora MetLife S.A. (Argentina).....	ARG.....	NIA.....	Natiloportem Holdings, LLC.....	Ownership.....	4.540	MetLife, Inc.....	N.....	
0241	MetLife.....			4247296			MetLife Servicios S.A. (Argentina).....	ARG.....	NIA.....	Compania Inversora MetLife S.A.....	Ownership.....	19.130	MetLife, Inc.....	N.....	
0241	MetLife.....			4247296			MetLife Servicios S.A. (Argentina).....	ARG.....	NIA.....	MetLife Seguros S.A.....	Ownership.....	79.880	MetLife, Inc.....	N.....	
0241	MetLife.....			4247296			MetLife Servicios S.A. (Argentina).....	ARG.....	NIA.....	Natiloportem Holdings, LLC.....	Ownership.....	0.990	MetLife, Inc.....	N.....	
0241	MetLife.....		06-1597037	2985727			MetLife Worldwide Holdings, LLC.....	DE.....	NIA.....	MetLife International Holdings, LLC.....	Ownership.....	100.000	MetLife, Inc.....	N.....	
0241	MetLife.....			2704610			Best Market S.A. (Argentina).....	ARG.....	NIA.....	MetLife International Holdings, LLC.....	Ownership.....	95.000	MetLife, Inc.....	N.....	

Q12.8

Statement for September 30, 2020 of the **Metropolitan Direct Property and Casualty Insurance Company**
SCHEDULE Y

PART 1A - DETAIL OF INSURANCE HOLDING COMPANY SYSTEM

1	2	3	4	5	6	7	8	9	10	11	12	13	14	15	16
Group Code	Group Name	NAIC Company Code	ID Number	Federal RSSD	CIK	Name of Securities Exchange if Publicly Traded (U.S. or International)	Names of Parent, Subsidiaries or Affiliates	Domiciliary Location	Relationship to Reporting Entity	Directly Controlled by (Name of Entity/Person)	Type of Control (Ownership Board, Management, Attorney-in-Fact, Influence, Other)	If Control is Ownership Provide Percentage	Ultimate Controlling Entity(ies)/Person(s)	Is an SCA Filing Required? (Y/N)	*
0241	MetLife.....		2704610			Best Market S.A. (Argentina).....	ARG.....	NIA.....	Natiloportem Holdings, LLC.....	Ownership.....5.000	MetLife, Inc.....N.....	
0241	MetLife.....		AA-5344102..3166411			PNB MetLife India Insurance Company Limited.....	IND.....	IA.....	MetLife International Holdings, LLC.....	Ownership.....32.053	MetLife, Inc.....N.....	
0241	MetLife.....		AA-2130046..1388303			MetLife Seguros de Retiro S.A. (Argentina).....	ARG.....	IA.....	MetLife International Holdings, LLC.....	Ownership.....96.890	MetLife, Inc.....N.....	
0241	MetLife.....		AA-2130046..1388303			MetLife Seguros de Retiro S.A. (Argentina).....	ARG.....	IA.....	Natiloportem Holdings, LLC.....	Ownership.....3.110	MetLife, Inc.....N.....	
0241	MetLife.....		AA-2130046..4321758			MetLife Seguros de Retiro S.A. (Argentina).....	ARG.....	IA.....	International Technical and Advisory Services Limited (DE)	Ownership.....		MetLife, Inc.....N.....	
0241	MetLife.....		3373648			MetLife Administradora de Fundos Multipatrocinados Ltda. (Brazil)	BRA.....	NIA.....	MetLife International Holdings, LLC.....	Ownership.....100.000	MetLife, Inc.....N.....	
0241	MetLife.....		3373648			MetLife Administradora de Fundos Multipatrocinados Ltda. (Brazil)	BRA.....	NIA.....	Natiloportem Holdings, LLC.....	Ownership.....		MetLife, Inc.....N.....	
0241	MetLife.....		4249311			MetLife Mas, S.A. de C.V (Mexico).....	MEX.....	IA.....	MetLife International Holdings, LLC.....	Ownership.....100.000	MetLife, Inc.....N.....	
0241	MetLife.....		4249311			MetLife Mas, S.A. de C.V (Mexico).....	MEX.....	IA.....	International Technical and Advisory Services Limited (DE)	Ownership.....		MetLife, Inc.....N.....	
0241	MetLife.....		4189846			MetLife Global Holdings Corporation S.A. de C.V. (Mexico)	MEX.....	NIA.....	MetLife International Holdings, LLC.....	Ownership.....98.900	MetLife, Inc.....N.....	
0241	MetLife.....		4189846			MetLife Global Holdings Corporation S.A. de C.V. (Mexico)	MEX.....	NIA.....	MetLife International Limited, LLC.....	Ownership.....1.100	MetLife, Inc.....N.....	
0241	MetLife.....		13-3047691..				Metropolitan Global Management, LLC.....	IRL.....	NIA.....	MetLife Global Holdings Corporation S.A. de C.V.	Management.....		MetLife, Inc.....N.....	
0241	MetLife.....		AA-2730030..3165740			MetLife Mexico Holding S. de R.L. de C.V.....	MEX.....	IA.....	Metropolitan Global Management , LLC.....	Ownership.....100.000	MetLife, Inc.....N.....	
0241	MetLife.....		AA-2730030..3165740			MetLife Mexico Holding S. de R.L. de C.V.....	MEX.....	IA.....	Excelencia Operativa y Tecnologica, S.A. de C.V.	Ownership.....		MetLife, Inc.....N.....	
0241	MetLife.....		AA-2730030..3165740			MetLife Mexico S.A.....	MEX.....	IA.....	MetLife Mexico Holdings, S. de R.L. de C.V....	Ownership.....99.050	MetLife, Inc.....N.....	
0241	MetLife.....		AA-2730030..3165740			MetLife Mexico S.A.....	MEX.....	IA.....	MetLife International Holdings, LLC.....	Ownership.....0.950	MetLife, Inc.....N.....	
0241	MetLife.....		4241061			ML Capacitacion Comercial S.A. de C.V. (Mexico)	MEX.....	NIA.....	MetLife Mexico S.A.....	Ownership.....99.000	MetLife, Inc.....N.....	
0241	MetLife.....		4241061			ML Capacitacion Comercial S.A. de C.V. (Mexico)	MEX.....	NIA.....	MetLife Mexico Servicios, S.A. de C.V.....	Ownership.....1.000	MetLife, Inc.....N.....	
0241	MetLife.....		3165795			MetLife Pensiones Mexico S.A.....	MEX.....	IA.....	MetLife Mexico Holdings, S. de R.L. de C.V....	Ownership.....97.513	MetLife, Inc.....N.....	
0241	MetLife.....		3165795			MetLife Pensiones Mexico S.A.....	MEX.....	IA.....	MetLife International Holdings, LLC.....	Ownership.....2.488	MetLife, Inc.....N.....	
0241	MetLife.....		3267390			MetLife Mexico Servicios S.A. de C.V.....	MEX.....	NIA.....	MetLife Mexico Holdings, S. de R.L. de C.V....	Ownership.....98.000	MetLife, Inc.....N.....	
0241	MetLife.....		3267390			MetLife Mexico Servicios S.A. de C.V.....	MEX.....	NIA.....	MetLife International Holdings, LLC.....	Ownership.....2.000	MetLife, Inc.....N.....	
0241	MetLife.....		AA-5420018..3166288			MetLife Insurance Company of Korea, Limited..	KOR.....	IA.....	MetLife Mexico S.A.....	Ownership.....14.640	MetLife, Inc.....N.....	
0241	MetLife.....		AA-5420018..3166288			MetLife Insurance Company of Korea, Limited..	KOR.....	IA.....	Metropolitan Global Management , LLC.....	Ownership.....85.360	MetLife, Inc.....N.....	
0241	MetLife.....						MetLife Financial Services, Co., Ltd. (South Korea)	KOR.....	NIA.....	MetLife Insurance Company of Korea, Limited	Ownership.....100.000	MetLife, Inc.....N.....	
0241	MetLife.....		4200880			MetLife Ireland Treasury d.a.c.....	IRL.....	NIA.....	MetLife Global Holdings Corporation S.A. de C.V.	Ownership.....100.000	MetLife, Inc.....N.....	

Q12.9

Statement for September 30, 2020 of the **Metropolitan Direct Property and Casualty Insurance Company**
SCHEDULE Y

PART 1A - DETAIL OF INSURANCE HOLDING COMPANY SYSTEM

1	2	3	4	5	6	7	8	9	10	11	12	13	14	15	16
Group Code	Group Name	NAIC Company Code	ID Number	Federal RSSD	CIK	Name of Securities Exchange if Publicly Traded (U.S. or International)	Names of Parent, Subsidiaries or Affiliates	Domiciliary Location	Relationship to Reporting Entity	Directly Controlled by (Name of Entity/Person)	Type of Control (Ownership Board, Management, Attorney-in-Fact, Influence, Other)	If Control is Ownership Provide Percentage	Ultimate Controlling Entity(ies)/Person(s)	Is an SCA Filing Required? (Y/N)	*
0241	MetLife.....		AA-1930041	1173714			MetLife Insurance Limited (Australia).....	AUS.....	IA.....	MetLife Ireland Treasury d.a.c.....	Ownership.....	91.165	MetLife, Inc.....	N.....	
0241	MetLife.....		AA-1930041	1173714			MetLife Insurance Limited (Australia).....	AUS.....	IA.....	MetLife Global Holdings Corporation S.A. de C.V.	Ownership.....	8.835	MetLife, Inc.....	N.....	
0241	MetLife.....						The Direct Call Center PTY Limited (Australia).....	AUS.....	NIA.....	MetLife Insurance Limited (Australia).....	Ownership.....	100.000	MetLife, Inc.....	N.....	
0241	MetLife.....			4239358			MetLife Investments PTY Limited (Australia).....	AUS.....	NIA.....	MetLife Insurance Limited (Australia).....	Ownership.....	100.000	MetLife, Inc.....	N.....	
0241	MetLife.....			4239367			MetLife Insurance and Investment Trust (Australia)	AUS.....	NIA.....	MetLife Investments PTY Limited.....	Ownership.....	100.000	MetLife, Inc.....	N.....	
0241	MetLife.....			1173732			MetLife General Insurance Limited (Australia).....	AUS.....	IA.....	MetLife Ireland Treasury d.a.c.....	Ownership.....	100.000	MetLife, Inc.....	N.....	
0241	MetLife.....						MetLife EU Holding Company Limited (Ireland)	IRL.....	NIA.....	MetLife Global Holding Company II GmbH (Swiss)	Ownership.....	100.000	MetLife, Inc.....	N.....	
0241	MetLife.....						MetLife Life Insurance S.A. (Greece).....	GRC.....	IA.....	MetLife EU Holding Company Limited (Ireland)	Ownership.....	100.000	MetLife, Inc.....	N.....	
0241	MetLife.....			4255349			MetLife Mutual Fund Company (Greece).....	GRC.....	NIA.....	MetLife Life Insurance Company S.A.....	Ownership.....	90.000	MetLife, Inc.....	N.....	
0241	MetLife.....		AA-1780108				MetLife Europe d.a.c.....	IRL.....	IA.....	MetLife EU Holding Company Limited (Ireland)	Ownership.....	100.000	MetLife, Inc.....	N.....	
0241	MetLife.....						MetLife Services EOOD (Bulgaria).....	BGR.....	NIA.....	MetLife EU Holding Company Limited (Ireland)	Ownership.....	100.000	MetLife, Inc.....	N.....	
0241	MetLife.....						MetLife Pension Trustees Limited (UK).....	GBR.....	IA.....	MetLife Europe d.a.c.....	Ownership.....	100.000	MetLife, Inc.....	N.....	
0241	MetLife.....			4258407			MetLife Solutions S.A.S. (France).....	FRA.....	NIA.....	MetLife EU Holding Company Limited (Ireland)	Ownership.....	100.000	MetLife, Inc.....	N.....	
0241	MetLife.....			4255246			Metropolitan Life Societate de Administrare a unui Fond de Pensii Administrat Privat S.A. (Romania)	ROU.....	IA.....	MetLife EU Holding Company Limited (Ireland)	Ownership.....	99.990	MetLife, Inc.....	N.....	
0241	MetLife.....			4255246			Metropolitan Life Societate de Administrare a unui Fond de Pensii Administrat Privat S.A. (Romania)	ROU.....	IA.....	MetLife Services Sp. z o.o.....	Ownership.....	0.010	MetLife, Inc.....	N.....	
0241	MetLife.....			4255198			MetLife Slovakia s.r.o. likvidacii.....	SVK.....	NIA.....	MetLife EU Holding Company Limited (Ireland)	Ownership.....	99.956	MetLife, Inc.....	N.....	
0241	MetLife.....			4255198			MetLife Slovakia s.r.o. likvidacii.....	SVK.....	NIA.....	International Technical and Advisory Services Limited (DE)	Ownership.....	0.044	MetLife, Inc.....	N.....	
0241	MetLife.....						MetLife Services Cyprus Ltd.....	CYP.....	NIA.....	MetLife EU Holding Company Limited (Ireland)	Ownership.....	100.000	MetLife, Inc.....	N.....	
0241	MetLife.....			4247335			MetLife Towarzystwo Ubezpieczen na Zycie i Reasekuracji S.A.	POL.....	IA.....	MetLife EU Holding Company Limited (Ireland)	Ownership.....	100.000	MetLife, Inc.....	N.....	
0241	MetLife.....			4255264			MetLife Services Sp. z o.o.....	POL.....	NIA.....	MetLife Towarzystwo Ubezpieczen na Zycie i Reasekuracji S.A.	Ownership.....	100.000	MetLife, Inc.....	N.....	

Q12.10

Statement for September 30, 2020 of the **Metropolitan Direct Property and Casualty Insurance Company**
SCHEDULE Y

PART 1A - DETAIL OF INSURANCE HOLDING COMPANY SYSTEM

1	2	3	4	5	6	7	8	9	10	11	12	13	14	15	16
Group Code	Group Name	NAIC Company Code	ID Number	Federal RSSD	CIK	Name of Securities Exchange if Publicly Traded (U.S. or International)	Names of Parent, Subsidiaries or Affiliates	Domiciliary Location	Relationship to Reporting Entity	Directly Controlled by (Name of Entity/Person)	Type of Control (Ownership Board, Management, Attorney-in-Fact, Influence, Other)	If Control is Ownership Provide Percentage	Ultimate Controlling Entity(ies)/Person(s)	Is an SCA Filing Required? (Y/N)	*
0241	MetLife.....			4251154			MetLife Powszechno Towarzystwo Emerytalne (Poland)	POL.....	IA.....	MetLife Towarzystwo Ubezpieczen na Zycie i Reasekuracji S.A.	Ownership.....	100.000	MetLife, Inc.....	N.....	
0241	MetLife.....		AA-9640009	4255255			MetLife Towarzystwo Funduszy Inwestycyjnych S.A.	POL.....	NIA.....	MetLife Towarzystwo Ubezpieczen na Zycie i Reasekuracji S.A.	Ownership.....	100.000	MetLife, Inc.....	N.....	
0241	MetLife.....			4258331			Agenvita S.r.l. (Italy).....	ITA.....	IA.....	MetLife EU Holding Company Limited (Ireland)	Ownership.....	100.000	MetLife, Inc.....	N.....	
0241	MetLife.....						MetLife Services, Sociedad Limitada (Spain).....	ESP.....	NIA.....	MetLife EU Holding Company Limited (Ireland)	Ownership.....	100.000	MetLife, Inc.....	N.....	
0241	MetLife.....						MetLife Europe Insurance d.a.c.....	IRL.....	IA.....	MetLife EU Holding Company Limited (Ireland)	Ownership.....	100.000	MetLife, Inc.....	N.....	
0241	MetLife.....			4189864			MetLife Europe Services Limited (Ireland).....	IRL.....	NIA.....	MetLife EU Holding Company Limited (Ireland)	Ownership.....	100.000	MetLife, Inc.....	N.....	
0241	MetLife.....			3077272			MetLife Chile Inversiones Limitada.....	CHL.....	NIA.....	MetLife, Inc.....	Ownership.....	72.351	MetLife, Inc.....	N.....	
0241	MetLife.....			3077272			MetLife Chile Inversiones Limitada.....	CHL.....	NIA.....	Inversiones MetLife Holdco Dos Limitada.....	Ownership.....	2.767	MetLife, Inc.....	N.....	
0241	MetLife.....			3077272			MetLife Chile Inversiones Limitada.....	CHL.....	NIA.....	Natloportem Holdings, LLC.....	Ownership.....		MetLife, Inc.....	N.....	
0241	MetLife.....			3077272			MetLife Chile Inversiones Limitada.....	CHL.....	NIA.....	American Life Insurance Company.....	Ownership.....	24.882	MetLife, Inc.....	N.....	
0241	MetLife.....		AA-2280000	3179774			MetLife Chile Seguros de Vida S.A.....	CHL.....	IA.....	MetLife Chile Inversiones Limitada.....	Ownership.....	99.997	MetLife, Inc.....	N.....	
0241	MetLife.....		AA-2280000	3179774			MetLife Chile Seguros de Vida S.A.....	CHL.....	IA.....	International Technical and Advisory Services Limited (DE)	Ownership.....	0.003	MetLife, Inc.....	N.....	
0241	MetLife.....						Inversiones MetLife Holdco Tres Limitada (Chile)	CHL.....	NIA.....	MetLife Chile Inversiones Limitada.....	Ownership.....	97.130	MetLife, Inc.....	N.....	
0241	MetLife.....						Inversiones MetLife Holdco Tres Limitada (Chile)	CHL.....	NIA.....	Inversiones MetLife Holdco Dos Limitada.....	Ownership.....	2.870	MetLife, Inc.....	N.....	
0241	MetLife.....					Santiago Stock Exchange (SSE)	AFP Provida S.A. (Chile).....	CHL.....	NIA.....	MetLife Chile Inversiones Limitada.....	Ownership.....	10.922	MetLife, Inc.....	N.....	
0241	MetLife.....					Santiago Stock Exchange (SSE)	AFP Provida S.A. (Chile).....	CHL.....	NIA.....	Inversiones MetLife Holdco Tres Limitada.....	Ownership.....	42.382	MetLife, Inc.....	N.....	
0241	MetLife.....					Santiago Stock Exchange (SSE)	AFP Provida S.A. (Chile).....	CHL.....	NIA.....	Inversiones MetLife Holdco Dos Limitada.....	Ownership.....	42.382	MetLife, Inc.....	N.....	
0241	MetLife.....			4255282			MetLife Chile Administradora de Mutuos Hipotecarios S.A.	CHL.....	NIA.....	MetLife Chile Seguros de Vida S.A.....	Ownership.....	99.900	MetLife, Inc.....	N.....	
0241	MetLife.....			4255282			MetLife Chile Administradora de Mutuos Hipotecarios S.A.	CHL.....	NIA.....	MetLife Chile Inversiones Limitada.....	Ownership.....	0.100	MetLife, Inc.....	N.....	
0241	MetLife.....						Provida Internacional S.A. (Chile).....	CHL.....	NIA.....	AFP Provida S.A.....	Ownership.....	99.990	MetLife, Inc.....	N.....	

Q12.11

Statement for September 30, 2020 of the **Metropolitan Direct Property and Casualty Insurance Company**
SCHEDULE Y

PART 1A - DETAIL OF INSURANCE HOLDING COMPANY SYSTEM

1	2	3	4	5	6	7	8	9	10	11	12	13	14	15	16
Group Code	Group Name	NAIC Company Code	ID Number	Federal RSSD	CIK	Name of Securities Exchange if Publicly Traded (U.S. or International)	Names of Parent, Subsidiaries or Affiliates	Domiciliary Location	Relationship to Reporting Entity	Directly Controlled by (Name of Entity/Person)	Type of Control (Ownership Board, Management, Attorney-in-Fact, Influence, Other)	If Control is Ownership Provide Percentage	Ultimate Controlling Entity(ies)/Person(s)	Is an SCA Filing Required? (Y/N)	*
0241	MetLife.....						Provida Internacional S.A. (Chile)	CHL.....	NIA.....	MetLife Chile Inversiones Limitada.....	Ownership.....0.010	MetLife, Inc.....N.....	
0241	MetLife.....						AFP Genesis Administradora de Fondos y Fidecomisos S.A. (Ecuador)	ECU.....	NIA.....	Provida Internacional S.A.	Ownership.....99.900	MetLife, Inc.....N.....	
0241	MetLife.....						AFP Genesis Administradora de Fondos y Fidecomisos S.A. (Ecuador)	ECU.....	NIA.....	MetLife Chile Inversiones Limitada.....	Ownership.....0.100	MetLife, Inc.....N.....	
0241	MetLife.....						MetLife Chile Seguros Generales S.A. (Chile)...	CHL.....	IA.....	MetLife Chile Inversiones Limitada.....	Ownership.....99.980	MetLife, Inc.....N.....	
0241	MetLife.....						MetLife Chile Seguros Generales S.A. (Chile)...	CHL.....	IA.....	Inversiones MetLife Holdco Dos Limitada.....	Ownership.....0.020	MetLife, Inc.....N.....	
0241	MetLife.....		82-2405817..				MetLife Investment Management Holdings, LLC	DE.....	NIA.....	MetLife, Inc.....	Ownership.....100.000	MetLife, Inc.....N.....	
0241	MetLife.....		82-3238385..				MetLife Real Estate Lending LLC.....	DE.....	NIA.....	MetLife Investment Management Holdings, LLC	Ownership.....100.000	MetLife, Inc.....N.....	
0241	MetLife.....		82-2405817..				ML Venture 1 Servicer, LLC.....	DE.....	NIA.....	MetLife Investment Management Holdings, LLC	Ownership.....100.000	MetLife, Inc.....N.....	
0241	MetLife.....						ML Venture 1 Manager, S. de R.L. de C.V. (Mexico)	MEX.....	NIA.....	MetLife Investment Management Holdings, LLC	Ownership.....99.900	MetLife, Inc.....N.....	
0241	MetLife.....						ML Venture 1 Manager, S. de R.L. de C.V. (Mexico)	MEX.....	NIA.....	MetLife Investment Management Holdings (Ireland) Limited	Ownership.....0.100	MetLife, Inc.....N.....	
0241	MetLife.....						MetLife Investment Management, LLC.....	DE.....	NIA.....	MetLife Investment Management Holdings, LLC	Ownership.....100.000	MetLife, Inc.....N.....	
0241	MetLife.....						MetLife Japan US Equity Fund LP.....	DE.....	NIA.....	MetLife Japan US Equity Fund GP LLC.....	Management.....		MetLife, Inc.....N.....	
0241	MetLife.....		38-3853223..				MIM I LLC.....	PA.....	NIA.....	MetLife Investment Management, LLC.....	Ownership.....100.000	MetLife, Inc.....N.....	
0241	MetLife.....		26-0333595..				MIM EMD GP, LLC.....	DE.....	NIA.....	MetLife Investment Management, LLC.....	Ownership.....100.000	MetLife, Inc.....N.....	
0241	MetLife.....						MLIA SBAF Manager, LLC (DE).....	DE.....	NIA.....	MetLife Investment Management, LLC.....	Ownership.....100.000	MetLife, Inc.....N.....	
0241	MetLife.....		82-2405817..				MLIA SBAF Colony Manager, LLC (DE).....	DE.....	NIA.....	MetLife Investment Management, LLC.....	Ownership.....100.000	MetLife, Inc.....N.....	
0241	MetLife.....						MetLife Middle Market Private Debt GP, LLC (DE)	DE.....	NIA.....	MetLife Investment Management, LLC.....	Ownership.....100.000	MetLife, Inc.....N.....	
0241	MetLife.....						MetLife Middle Market Private Debt Fund, LP (DE)	DE.....	NIA.....	MetLife Middle Market Private Debt GP, LLC (DE)	Management.....		MetLife, Inc.....N.....	
0241	MetLife.....						MetLife Middle Market Private Debt Parallel GP, LLC (DE)	DE.....	NIA.....	MetLife Investment Management, LLC.....	Ownership.....100.000	MetLife, Inc.....N.....	
0241	MetLife.....						MetLife Middle Market Private Debt Parallel Fund, LP	CYM.....	NIA.....	MetLife Middle Market Private Debt Parallel GP, LLC (DE)	Management.....		MetLife, Inc.....N.....	
0241	MetLife.....						MLIA Manager I, LLC (DE).....	DE.....	NIA.....	MetLife Investment Management, LLC.....	Ownership.....100.000	MetLife, Inc.....N.....	
0241	MetLife.....						ML Bellevue Manager, LLC.....	DE.....	NIA.....	MetLife Investment Management, LLC.....	Ownership.....100.000	MetLife, Inc.....N.....	
0241	MetLife.....		13-4075851..				ML-URS Port Chester SC Manager, LLC.....	DE.....	NIA.....	MetLife Investment Management, LLC.....	Ownership.....100.000	MetLife, Inc.....N.....	
0241	MetLife.....						MetLife Core Property Fund GP, LLC	DE.....	NIA.....	MetLife Investment Management, LLC.....	Ownership.....100.000	MetLife, Inc.....N.....	
0241	MetLife.....						MetLife International PE Fund I, LP.....	CYM.....	NIA.....	MetLife Alternatives GP, LLC.....	Management.....		MetLife, Inc.....N.....	

Q12.12

Statement for September 30, 2020 of the **Metropolitan Direct Property and Casualty Insurance Company**
SCHEDULE Y

PART 1A - DETAIL OF INSURANCE HOLDING COMPANY SYSTEM

1	2	3	4	5	6	7	8	9	10	11	12	13	14	15	16
Group Code	Group Name	NAIC Company Code	ID Number	Federal RSSD	CIK	Name of Securities Exchange if Publicly Traded (U.S. or International)	Names of Parent, Subsidiaries or Affiliates	Domiciliary Location	Relationship to Reporting Entity	Directly Controlled by (Name of Entity/Person)	Type of Control (Ownership Board, Management, Attorney-in-Fact, Influence, Other)	If Control is Ownership Provide Percentage	Ultimate Controlling Entity(ies)/Person(s)	Is an SCA Filing Required? (Y/N)	*
0241	MetLife.....						MetLife Alternatives GP, LLC.....	DE.....	NIA.....	MetLife Investment Management, LLC.....	Ownership.....	100.000	MetLife, Inc.....	N.....	
0241	MetLife.....		98-1150291..				MetLife International HF Partners, LP.....	CYM.....	NIA.....	MetLife Alternatives GP, LLC.....	Management.....		MetLife, Inc.....	N.....	
0241	MetLife.....		98-1162663..				MetLife International PE Fund II, LP.....	CYM.....	NIA.....	MetLife Alternatives GP, LLC.....	Management.....		MetLife, Inc.....	N.....	
0241	MetLife.....		98-1226825..				MetLife International PE Fund III, LP.....	CYM.....	NIA.....	MetLife Alternatives GP, LLC.....	Management.....		MetLife, Inc.....	N.....	
0241	MetLife.....		98-1277596..				MetLife International PE Fund IV, LP.....	CYM.....	NIA.....	MetLife Alternatives GP, LLC.....	Management.....		MetLife, Inc.....	N.....	
0241	MetLife.....		98-1339546..				MetLife International PE Fund V, LP.....	CYM.....	NIA.....	MetLife Alternatives GP, LLC.....	Management.....		MetLife, Inc.....	N.....	
0241	MetLife.....		98-1396743..				MetLife International PE Fund VI, LP.....	CYM.....	NIA.....	MetLife Alternatives GP, LLC.....	Management.....		MetLife, Inc.....	N.....	
0241	MetLife.....		98-1515673..				MetLife International PE Fund VII, LP.....	CYM.....	NIA.....	MetLife Alternatives GP, LLC.....	Management.....		MetLife, Inc.....	N.....	
0241	MetLife.....						MetLife Loan Asset Management, LLC.....	DE.....	NIA.....	MetLife Investment Management, LLC.....	Ownership.....	100.000	MetLife, Inc.....	N.....	
0241	MetLife.....		82-2405817..				MLIA Park Tower Manager, LLC.....	DE.....	NIA.....	MetLife Investment Management, LLC.....	Ownership.....	100.000	MetLife, Inc.....	N.....	
0241	MetLife.....		46-4140926..				MIM Property Management, LLC.....	DE.....	NIA.....	MetLife Investment Management, LLC.....	Ownership.....	100.000	MetLife, Inc.....	N.....	
0241	MetLife.....						MetLife Japan US Equity Fund GP LLC.....	DE.....	NIA.....	MetLife Investment Management, LLC.....	Ownership.....	100.000	MetLife, Inc.....	N.....	
0241	MetLife.....						MIM MetWest International Manager, LLC.....	DE.....	NIA.....	MetLife Investment Management, LLC.....	Ownership.....	100.000	MetLife, Inc.....	N.....	
0241	MetLife.....						MIM ML-AI Venture 5 Manager, LLC.....	DE.....	NIA.....	MetLife Investment Management, LLC.....	Ownership.....	100.000	MetLife, Inc.....	N.....	
0241	MetLife.....						MIM Cia General Partner, LLC.....	DE.....	NIA.....	MetLife Investment Management, LLC.....	Ownership.....	100.000	MetLife, Inc.....	N.....	
0241	MetLife.....						MIM Third Army Industrial Manager, LLC.....	DE.....	NIA.....	MetLife Investment Management, LLC.....	Ownership.....	100.000	MetLife, Inc.....	N.....	
0241	MetLife.....						MetLife Japan US Equity Owners (Blocker) LLC	DE.....	NIA.....	MetLife Insurance K.K. (Japan).....	Ownership.....	100.000	MetLife, Inc.....	N.....	
0241	MetLife.....						MIM Property Management of Georgia 1, LLC..	DE.....	NIA.....	MIM Property Management, LLC.....	Ownership.....	100.000	MetLife, Inc.....	N.....	
0241	MetLife.....		80-0946518..				MetLife Core Property Fund, LP.....	DE.....	NIA.....	MetLife Core Property Fund GP, LLC.....	Management.....		MetLife, Inc.....	N.....	
0241	MetLife.....		80-0947139..				MetLife Core Property REIT, LLC.....	DE.....	NIA.....	MetLife Core Property Fund, LP.....	Ownership.....	100.000	MetLife, Inc.....	N.....	
0241	MetLife.....		46-3934926..				MetLife Core Property Holdings, LLC.....	DE.....	NIA.....	MetLife Core Property REIT, LLC.....	Ownership.....	100.000	MetLife, Inc.....	N.....	
0241	MetLife.....		80-0947139..				MCP Property Management LLC.....	DE.....	NIA.....	MetLife Core Property Holdings, LLC.....	Management.....		MetLife, Inc.....	N.....	
0241	MetLife.....						MetLife Core Property TRS, LLC.....	DE.....	NIA.....	MetLife Core Property Holdings, LLC.....	Management.....		MetLife, Inc.....	N.....	
0241	MetLife.....						MCP Common Desk TRS, LLC.....	DE.....	NIA.....	MetLife Core Property TRS, LLC (DE).....	Ownership.....	100.000	MetLife, Inc.....	N.....	
0241	MetLife.....		47-1946750..				60 11th Street, LLC.....	DE.....	NIA.....	MCP 60 11th Street Member, LLC.....	Ownership.....	100.000	MetLife, Inc.....	N.....	
0241	MetLife.....						MCP Hub 1 Property, LLC.....	DE.....	NIA.....	MCP Hub I, LLC.....	Ownership.....	100.000	MetLife, Inc.....	N.....	
0241	MetLife.....						Des Moines Creek Business Park Phase II, LLC	DE.....	NIA.....	MetLife Core Property Holdings, LLC.....	Ownership.....	100.000	MetLife, Inc.....	N.....	
0241	MetLife.....		80-0947139..				MCP One Westside, LLC.....	DE.....	NIA.....	MetLife Core Property Holdings, LLC.....	Ownership.....	100.000	MetLife, Inc.....	N.....	
0241	MetLife.....		46-4032606..				MCP 100 Congress Member, LLC.....	DE.....	NIA.....	MetLife Core Property Holdings, LLC.....	Ownership.....	100.000	MetLife, Inc.....	N.....	
0241	MetLife.....						MCP 1500 Michael, LLC.....	DE.....	NIA.....	MetLife Core Property Holdings, LLC.....	Ownership.....	100.000	MetLife, Inc.....	N.....	
0241	MetLife.....		46-4012463..				MCP 1900 McKinney, LLC.....	DE.....	NIA.....	MetLife Core Property Holdings, LLC.....	Ownership.....	100.000	MetLife, Inc.....	N.....	
0241	MetLife.....						MCP 2 Ames One, LLC.....	DE.....	NIA.....	MCP 2 Ames, LLC.....	Management.....		MetLife, Inc.....	N.....	
0241	MetLife.....						MCP 2 Ames Owner, LLC.....	DE.....	NIA.....	MCP 2 Ames, LLC.....	Management.....		MetLife, Inc.....	N.....	
0241	MetLife.....		47-5525469..				MCP 2 Ames Two, LLC.....	DE.....	NIA.....	MCP 2 Ames, LLC.....	Ownership.....	100.000	MetLife, Inc.....	N.....	

Q12.13

Statement for September 30, 2020 of the **Metropolitan Direct Property and Casualty Insurance Company**
SCHEDULE Y

PART 1A - DETAIL OF INSURANCE HOLDING COMPANY SYSTEM

1	2	3	4	5	6	7	8	9	10	11	12	13	14	15	16
Group Code	Group Name	NAIC Company Code	ID Number	Federal RSSD	CIK	Name of Securities Exchange if Publicly Traded (U.S. or International)	Names of Parent, Subsidiaries or Affiliates	Domiciliary Location	Relationship to Reporting Entity	Directly Controlled by (Name of Entity/Person)	Type of Control (Ownership Board, Management, Attorney-in-Fact, Influence, Other)	If Control is Ownership Provide Percentage	Ultimate Controlling Entity(ies)/Person(s)	Is an SCA Filing Required? (Y/N)	*
0241	MetLife.....		82-2695637..				MCP 2 Ames, LLC.....	DE.....	NIA.....	MetLife Core Property Holdings, LLC.....	Ownership.....	100.000	MetLife, Inc.....N.....	
0241	MetLife.....						MCP 220 York, LLC.....	DE.....	NIA.....	MetLife Core Property Holdings, LLC.....	Ownership.....	100.000	MetLife, Inc.....N.....	
0241	MetLife.....						MCP 22745 & 22755 Relocation Drive, LLC.....	DE.....	NIA.....	MetLife Core Property Holdings, LLC.....	Ownership.....	100.000	MetLife, Inc.....N.....	
0241	MetLife.....						MCP 249 Industrial Business Park Member, LLC	DE.....	NIA.....	MetLife Core Property Holdings, LLC.....	Ownership.....	100.000	MetLife, Inc.....N.....	
0241	MetLife.....		47-1279384..				MCP 3040 Post Oak, LLC.....	DE.....	NIA.....	MetLife Core Property Holdings, LLC.....	Ownership.....	100.000	MetLife, Inc.....N.....	
0241	MetLife.....		83-2471234..				MCP 350 Rohlwing, LLC.....	DE.....	NIA.....	MetLife Core Property Holdings, LLC.....	Ownership.....	100.000	MetLife, Inc.....N.....	
0241	MetLife.....						MCP 4600 South Syracuse, LLC.....	DE.....	NIA.....	MetLife Core Property Holdings, LLC.....	Ownership.....	100.000	MetLife, Inc.....N.....	
0241	MetLife.....		46-4043244..				MCP 550 West Washington, LLC.....	DE.....	NIA.....	MetLife Core Property Holdings, LLC.....	Ownership.....	100.000	MetLife, Inc.....N.....	
0241	MetLife.....		47-2080224..				MCP 60 11th Street Member, LLC.....	DE.....	NIA.....	MetLife Core Property Holdings, LLC.....	Ownership.....	100.000	MetLife, Inc.....N.....	
0241	MetLife.....		46-4009393..				MCP 7 Riverway, LLC.....	DE.....	NIA.....	MetLife Core Property Holdings, LLC.....	Ownership.....	100.000	MetLife, Inc.....N.....	
0241	MetLife.....		47-3463114..				MCP 9020 Murphy Road, LLC.....	DE.....	NIA.....	MetLife Core Property Holdings, LLC.....	Ownership.....	100.000	MetLife, Inc.....N.....	
0241	MetLife.....						MCP 93 Red River Member, LLC.....	DE.....	NIA.....	MetLife Core Property Holdings, LLC.....	Ownership.....	100.000	MetLife, Inc.....N.....	
0241	MetLife.....		81-0993429..				MCP Alley24 East, LLC.....	DE.....	NIA.....	MetLife Core Property Holdings, LLC.....	Ownership.....	100.000	MetLife, Inc.....N.....	
0241	MetLife.....		46-3935124..				MCP Ashton South End, LLC.....	DE.....	NIA.....	MetLife Core Property Holdings, LLC.....	Ownership.....	100.000	MetLife, Inc.....N.....	
0241	MetLife.....		82-2161491..				MCP Block 23 Member, LLC.....	DE.....	NIA.....	MetLife Core Property Holdings, LLC.....	Ownership.....	100.000	MetLife, Inc.....N.....	
0241	MetLife.....						MCP Bradford, LLC.....	DE.....	NIA.....	MetLife Core Property Holdings, LLC.....	Ownership.....	100.000	MetLife, Inc.....N.....	
0241	MetLife.....		47-4801287..				MCP Buford Logistics Center 2 Member, LLC..	DE.....	NIA.....	MetLife Core Property Holdings, LLC.....	Ownership.....	100.000	MetLife, Inc.....N.....	
0241	MetLife.....						MCP Buford Logistics Center Bldg B, LLC.....	DE.....	NIA.....	MetLife Core Property Holdings, LLC.....	Ownership.....	100.000	MetLife, Inc.....N.....	
0241	MetLife.....						MCP Burnside Member, LLC.....	DE.....	NIA.....	MetLife Core Property Holdings, LLC.....	Ownership.....	100.000	MetLife, Inc.....N.....	
0241	MetLife.....						MCP Center Avenue Industrial Member, LLC..	DE.....	NIA.....	MetLife Core Property Holdings, LLC.....	Ownership.....	100.000	MetLife, Inc.....N.....	
0241	MetLife.....						MCP Clawiter Innovation Member, LLC.....	DE.....	NIA.....	MetLife Core Property Holdings, LLC.....	Ownership.....	100.000	MetLife, Inc.....N.....	
0241	MetLife.....						MCP Denver Pavilions Member, LLC.....	DE.....	NIA.....	MetLife Core Property Holdings, LLC.....	Ownership.....	100.000	MetLife, Inc.....N.....	
0241	MetLife.....		46-4024112..				MCP EnV Chicago, LLC.....	DE.....	NIA.....	MetLife Core Property Holdings, LLC.....	Ownership.....	100.000	MetLife, Inc.....N.....	
0241	MetLife.....						MCP Fife Enterprise Center, LLC.....	DE.....	NIA.....	MetLife Core Property Holdings, LLC.....	Ownership.....	100.000	MetLife, Inc.....N.....	
0241	MetLife.....						Fife Enterprise Center Venture, LLC.....	DE.....	NIA.....	MCP Fife Enterprise Center, LLC.....	Ownership.....	100.000	MetLife, Inc.....N.....	
0241	MetLife.....						MCP Frisco Office, LLC.....	DE.....	NIA.....	MetLife Core Property Holdings, LLC.....	Ownership.....	100.000	MetLife, Inc.....N.....	
0241	MetLife.....						MCP Grapevine, LLC.....	DE.....	NIA.....	MetLife Core Property Holdings, LLC.....	Ownership.....	100.000	MetLife, Inc.....N.....	
0241	MetLife.....		80-0947139..				MCP Highland Park Lender, LLC.....	DE.....	NIA.....	MetLife Core Property Holdings, LLC.....	Ownership.....	100.000	MetLife, Inc.....N.....	
0241	MetLife.....						MCP Hub I, LLC.....	DE.....	NIA.....	MetLife Core Property Holdings, LLC.....	Ownership.....	100.000	MetLife, Inc.....N.....	
0241	MetLife.....		46-4009454..				MCP Lodge At Lakecrest, LLC.....	DE.....	NIA.....	MetLife Core Property Holdings, LLC.....	Ownership.....	100.000	MetLife, Inc.....N.....	
0241	MetLife.....		83-1015971..				MCP MA Property REIT, LLC.....	DE.....	NIA.....	MetLife Core Property Holdings, LLC.....	Ownership.....	100.000	MetLife, Inc.....N.....	
0241	MetLife.....		47-2338963..				MCP Magnolia Park Member, LLC.....	DE.....	NIA.....	MetLife Core Property Holdings, LLC.....	Ownership.....	100.000	MetLife, Inc.....N.....	
0241	MetLife.....		46-4012567..				MCP Main Street Village, LLC.....	DE.....	NIA.....	MetLife Core Property Holdings, LLC.....	Ownership.....	100.000	MetLife, Inc.....N.....	
0241	MetLife.....						MCP Mountain Technology Center Member TRS, LLC	DE.....	NIA.....	MetLife Core Property Holdings, LLC.....	Ownership.....	100.000	MetLife, Inc.....N.....	
0241	MetLife.....						MCP Northyards Holdco, LLC.....	DE.....	NIA.....	MetLife Core Property Holdings, LLC.....	Ownership.....	100.000	MetLife, Inc.....N.....	

Q12.14

Statement for September 30, 2020 of the **Metropolitan Direct Property and Casualty Insurance Company**
SCHEDULE Y

PART 1A - DETAIL OF INSURANCE HOLDING COMPANY SYSTEM

1	2	3	4	5	6	7	8	9	10	11	12	13	14	15	16
Group Code	Group Name	NAIC Company Code	ID Number	Federal RSSD	CIK	Name of Securities Exchange if Publicly Traded (U.S. or International)	Names of Parent, Subsidiaries or Affiliates	Domiciliary Location	Relationship to Reporting Entity	Directly Controlled by (Name of Entity/Person)	Type of Control (Ownership Board, Management, Attorney-in-Fact, Influence, Other)	If Control is Ownership Provide Percentage	Ultimate Controlling Entity(ies)/Person(s)	Is an SCA Filing Required? (Y/N)	*
0241	MetLife.....		81-1655046..				MCP Northyards Master Lessee, LLC	DE.....	NIA.....	MCP Northyards Holdco, LLC.....	Ownership.....	100.000	MetLife, Inc.....	..N.....	
0241	MetLife.....		81-1500869..				MCP Northyards Owner, LLC	DE.....	NIA.....	MCP Northyards Holdco, LLC.....	Ownership.....	100.000	MetLife, Inc.....	..N.....	
0241	MetLife.....						MCP Onyx, LLC.....	DE.....	NIA.....	MetLife Core Property Holdings, LLC.....	Ownership.....	100.000	MetLife, Inc.....	..N.....	
0241	MetLife.....		46-4054412..				MCP Paragon Point, LLC.....	DE.....	NIA.....	MetLife Core Property Holdings, LLC.....	Ownership.....	100.000	MetLife, Inc.....	..N.....	
0241	MetLife.....		47-1567737..				MCP Plaza at Legacy, LLC.....	DE.....	NIA.....	MetLife Core Property Holdings, LLC.....	Ownership.....	100.000	MetLife, Inc.....	..N.....	
0241	MetLife.....						MCP Seattle Gateway Industrial 1, LLC.....	DE.....	NIA.....	MetLife Core Property Holdings, LLC.....	Ownership.....	100.000	MetLife, Inc.....	..N.....	
0241	MetLife.....						MCP Seattle Gateway Industrial II, LLC.....	DE.....	NIA.....	MetLife Core Property Holdings, LLC.....	Ownership.....	100.000	MetLife, Inc.....	..N.....	
0241	MetLife.....						MCP Seventh and Osborn MF Member, LLC.....	DE.....	NIA.....	MetLife Core Property Holdings, LLC.....	Ownership.....	100.000	MetLife, Inc.....	..N.....	
0241	MetLife.....						MCP Seventh and Osborn Retail Member, LLC.....	DE.....	NIA.....	MetLife Core Property Holdings, LLC.....	Ownership.....	100.000	MetLife, Inc.....	..N.....	
0241	MetLife.....						MCP Shakopee, LLC.....	DE.....	NIA.....	MetLife Core Property Holdings, LLC.....	Ownership.....	100.000	MetLife, Inc.....	..N.....	
0241	MetLife.....						MCP Sleepy Hollow Member, LLC.....	DE.....	NIA.....	MetLife Core Property Holdings, LLC.....	Ownership.....	100.000	MetLife, Inc.....	..N.....	
0241	MetLife.....		46-4075562..				MCP SoCal Industrial - Anaheim, LLC.....	DE.....	NIA.....	MetLife Core Property Holdings, LLC.....	Ownership.....	100.000	MetLife, Inc.....	..N.....	
0241	MetLife.....		46-4388617..				MCP SoCal Industrial - Bernardo, LLC.....	DE.....	NIA.....	MetLife Core Property Holdings, LLC.....	Ownership.....	100.000	MetLife, Inc.....	..N.....	
0241	MetLife.....		46-4075259..				MCP SoCal Industrial - Canyon, LLC.....	DE.....	NIA.....	MetLife Core Property Holdings, LLC.....	Ownership.....	100.000	MetLife, Inc.....	..N.....	
0241	MetLife.....		46-4100416..				MCP SoCal Industrial - Concourse, LLC.....	DE.....	NIA.....	MetLife Core Property Holdings, LLC.....	Ownership.....	100.000	MetLife, Inc.....	..N.....	
0241	MetLife.....		46-4064679..				MCP SoCal Industrial - Fullerton, LLC.....	DE.....	NIA.....	MetLife Core Property Holdings, LLC.....	Ownership.....	100.000	MetLife, Inc.....	..N.....	
0241	MetLife.....		46-4088528..				MCP SoCal Industrial - Kellwood, LLC.....	DE.....	NIA.....	MetLife Core Property Holdings, LLC.....	Ownership.....	100.000	MetLife, Inc.....	..N.....	
0241	MetLife.....		46-4111195..				MCP SoCal Industrial - LAX, LLC.....	DE.....	NIA.....	MetLife Core Property Holdings, LLC.....	Ownership.....	100.000	MetLife, Inc.....	..N.....	
0241	MetLife.....		46-4054257..				MCP SoCal Industrial - Loker, LLC.....	DE.....	NIA.....	MetLife Core Property Holdings, LLC.....	Ownership.....	100.000	MetLife, Inc.....	..N.....	
0241	MetLife.....		46-411426..				MCP SoCal Industrial - Redondo, LLC.....	DE.....	NIA.....	MetLife Core Property Holdings, LLC.....	Ownership.....	100.000	MetLife, Inc.....	..N.....	
0241	MetLife.....		46-4100363..				MCP SoCal Industrial - Springdale, LLC.....	DE.....	NIA.....	MetLife Core Property Holdings, LLC.....	Ownership.....	100.000	MetLife, Inc.....	..N.....	
0241	MetLife.....						MCP Stateline, LLC.....	DE.....	NIA.....	MetLife Core Property Holdings, LLC.....	Ownership.....	100.000	MetLife, Inc.....	..N.....	
0241	MetLife.....		46-4023987..				MCP The Palms at Doral, LLC.....	DE.....	NIA.....	MetLife Core Property Holdings, LLC.....	Ownership.....	100.000	MetLife, Inc.....	..N.....	
0241	MetLife.....		47-4062730..				MCP Trimble Campus, LLC.....	DE.....	NIA.....	MetLife Core Property Holdings, LLC.....	Ownership.....	100.000	MetLife, Inc.....	..N.....	
0241	MetLife.....						MCP Union Row, LLC.....	DE.....	NIA.....	MetLife Core Property Holdings, LLC.....	Ownership.....	100.000	MetLife, Inc.....	..N.....	
0241	MetLife.....						MCP Valley Forge One, LLC	DE.....	NIA.....	MCP Valley Forge, LLC.....	Management.....		MetLife, Inc.....	..N.....	
0241	MetLife.....						MCP Valley Forge Owner, LLC.....	DE.....	NIA.....	MCP Valley Forge, LLC.....	Management.....		MetLife, Inc.....	..N.....	
0241	MetLife.....						MCP Valley Forge Two, LLC	DE.....	NIA.....	MCP Valley Forge, LLC.....	Ownership.....	100.000	MetLife, Inc.....	..N.....	
0241	MetLife.....						MCP Valley Forge, LLC.....	DE.....	NIA.....	MetLife Core Property Holdings, LLC.....	Ownership.....	100.000	MetLife, Inc.....	..N.....	
0241	MetLife.....						MCP Vance Jackson, LLC.....	DE.....	NIA.....	MetLife Core Property Holdings, LLC.....	Ownership.....	100.000	MetLife, Inc.....	..N.....	
0241	MetLife.....						MCP Vineyard Avenue Member, LLC.....	DE.....	NIA.....	MetLife Core Property Holdings, LLC.....	Ownership.....	100.000	MetLife, Inc.....	..N.....	
0241	MetLife.....		47-1967401..				MCP VOA I & III, LLC	DE.....	NIA.....	MCP VOA Holdings, LLC.....	Ownership.....	100.000	MetLife, Inc.....	..N.....	
0241	MetLife.....		47-1975006..				MCP VOA Holdings, LLC.....	DE.....	NIA.....	MetLife Core Property Holdings, LLC.....	Ownership.....	100.000	MetLife, Inc.....	..N.....	
0241	MetLife.....		47-1966785..				MCP VOA II, LLC	DE.....	NIA.....	MCP VOA Holdings, LLC.....	Ownership.....	100.000	MetLife, Inc.....	..N.....	
0241	MetLife.....		46-4032507..				MCP Waterford Atrium, LLC.....	DE.....	NIA.....	MetLife Core Property Holdings, LLC.....	Ownership.....	100.000	MetLife, Inc.....	..N.....	

Q12.15

Statement for September 30, 2020 of the **Metropolitan Direct Property and Casualty Insurance Company**
SCHEDULE Y

PART 1A - DETAIL OF INSURANCE HOLDING COMPANY SYSTEM

1	2	3	4	5	6	7	8	9	10	11	12	13	14	15	16
Group Code	Group Name	NAIC Company Code	ID Number	Federal RSSD	CIK	Name of Securities Exchange if Publicly Traded (U.S. or International)	Names of Parent, Subsidiaries or Affiliates	Domiciliary Location	Relationship to Reporting Entity	Directly Controlled by (Name of Entity/Person)	Type of Control (Ownership Board, Management, Attorney-in-Fact, Influence, Other)	If Control is Ownership Provide Percentage	Ultimate Controlling Entity(ies)/Person(s)	Is an SCA Filing Required? (Y/N)	*
0241	MetLife.....		83-2524541..				MCP Wellington, LLC.....	DE.....	NIA.....	MetLife Core Property Holdings, LLC.....	Ownership.....	...100.000	MetLife, Inc.....	...N.....	
0241	MetLife.....						MCP West Broad Marketplace, LLC.....	DE.....	NIA.....	MetLife Core Property Holdings, LLC.....	Ownership.....	...100.000	MetLife, Inc.....	...N.....	
0241	MetLife.....						MCP-English Village, LLC.....	DE.....	NIA.....	MetLife Core Property Holdings, LLC.....	Ownership.....	...100.000	MetLife, Inc.....	...N.....	
0241	MetLife.....						MCPF – Needham, LLC.....	DE.....	NIA.....	MCP MA Property REIT, LLC.....	Ownership.....	...100.000	MetLife, Inc.....	...N.....	
0241	MetLife.....						MCPF Acquisition, LLC.....	DE.....	NIA.....	MetLife Core Property Holdings, LLC.....	Ownership.....	...100.000	MetLife, Inc.....	...N.....	
0241	MetLife.....		83-1015971..				MCPF Foxborough, LLC.....	DE.....	NIA.....	MCP MA Property REIT, LLC.....	Ownership.....	...100.000	MetLife, Inc.....	...N.....	
0241	MetLife.....						MetLife Senior Direct Lending GP, LLC.....	DE.....	NIA.....	MetLife Investment Management, LLC.....	Ownership.....	...100.000	MetLife, Inc.....	...N.....	
0241	MetLife.....						MetLife Senior Direct Lending Fund, LP.....	CYM.....	NIA.....	MetLife Senior Direct Lending GP, LLC.....	Management.....		MetLife, Inc.....	...N.....	
0241	MetLife.....						MLJ US Feeder LLC.....	DE.....	NIA.....	MetLife Senior Direct Lending GP, LLC.....	Management.....		MetLife, Inc.....	...N.....	
0241	MetLife.....						MetLife Senior Direct Lending Finco, LLC.....	DE.....	NIA.....	MetLife Senior Direct Lending Fund GP, LLC..	Ownership.....	...100.000	MetLife, Inc.....	...N.....	
0241	MetLife.....						MetLife Senior Direct Lending Holdings, LP.....	DE.....	NIA.....	MetLife Senior Direct Lending Finco, LLC.....	Ownership.....	...100.000	MetLife, Inc.....	...N.....	
0241	MetLife.....		13-4075851..				MetLife Commercial Mortgage Income Fund GP, LLC	DE.....	NIA.....	MetLife Investment Management, LLC.....	Ownership.....	...100.000	MetLife, Inc.....	...N.....	
0241	MetLife.....		47-2630137..				MetLife Commercial Mortgage Income Fund, LP	DE.....	NIA.....	MetLife Commercial Mortgage Income Fund GP, LLC	Management.....		MetLife, Inc.....	...N.....	
0241	MetLife.....		47-2688528..				MetLife Commercial Mortgage REIT, LLC.....	DE.....	NIA.....	MetLife Commercial Mortgage Income Fund, LP	Ownership.....	...100.000	MetLife, Inc.....	...N.....	
0241	MetLife.....		47-2703778..				MetLife Commercial Mortgage Originator, LLC..	DE.....	NIA.....	MetLife Commercial Mortgage REIT, LLC.....	Ownership.....	...100.000	MetLife, Inc.....	...N.....	
0241	MetLife.....		47-5495603..				MCMIF Holdco I, LLC.....	DE.....	NIA.....	MetLife Commercial Mortgage Originator, LLC	Ownership.....	...100.000	MetLife, Inc.....	...N.....	
0241	MetLife.....						MCMIF Holdco II, LLC.....	DE.....	NIA.....	MetLife Commercial Mortgage Originator, LLC	Ownership.....	...100.000	MetLife, Inc.....	...N.....	

Q12.16

Statement for September 30, 2020 of the **Metropolitan Direct Property and Casualty Insurance Company**
PART 1 - LOSS EXPERIENCE

Lines of Business	Current Year to Date			4 Prior Year to Date Direct Loss Percentage
	1 Direct Premiums Earned	2 Direct Losses Incurred	3 Direct Loss Percentage	
1. Fire.....			0.000	
2. Allied lines.....	257,305		0.000	
3. Farmowners multiple peril.....			0.000	
4. Homeowners multiple peril.....	44,023,447	25,518,983	57.967	47.360
5. Commercial multiple peril.....	2,457,645	1,706,108	69.420	54.911
6. Mortgage guaranty.....			0.000	
8. Ocean marine.....			0.000	
9. Inland marine.....	838,870	272,426	32.475	33.199
10. Financial guaranty.....			0.000	
11.1. Medical professional liability - occurrence.....			0.000	
11.2. Medical professional liability - claims-made.....			0.000	
12. Earthquake.....	1,613,704	43,677	2.707	4.712
13. Group accident and health.....			0.000	
14. Credit accident and health.....			0.000	
15. Other accident and health.....			0.000	
16. Workers' compensation.....			0.000	
17.1. Other liability-occurrence.....	600,248	2,330,034	388.179	527.355
17.2. Other liability-claims made.....			0.000	
17.3. Excess workers' compensation.....			0.000	
18.1. Products liability-occurrence.....			0.000	
18.2. Products liability-claims made.....			0.000	
19.1, 19.2. Private passenger auto liability.....	114,044,912	62,644,547	54.930	61.803
19.3, 19.4. Commercial auto liability.....	13,084,683	18,962,715	144.923	76.171
21. Auto physical damage.....	90,442,499	43,642,434	48.254	57.085
22. Aircraft (all perils).....			0.000	
23. Fidelity.....			0.000	
24. Surety.....			0.000	
26. Burglary and theft.....			0.000	
27. Boiler and machinery.....			0.000	
28. Credit.....			0.000	
29. International.....			0.000	
30. Warranty.....			0.000	
31. Reinsurance-nonproportional assumed property.....	XXX	XXX	XXX	XXX
32. Reinsurance-nonproportional assumed liability.....	XXX	XXX	XXX	XXX
33. Reinsurance-nonproportional assumed financial lines.....	XXX	XXX	XXX	XXX
34. Aggregate write-ins for other lines of business.....	.0	.0	0.000	
35. Totals.....	267,363,313	155,120,924	58.019	58.863
DETAILS OF WRITE-INS				
3401.....			0.000	
3402.....			0.000	
3403.....			0.000	
3498. Sum. of remaining write-ins for Line 34 from overflow page.....	.0	.0	0.000	XXX
3499. Totals (Lines 3401 thru 3403 plus 3498) (Line 34).....	.0	.0	0.000	

PART 2 - DIRECT PREMIUMS WRITTEN

Lines of Business	1	2	3
	Current Quarter	Current Year to Date	Prior Year Year to Date
1. Fire.....			
2. Allied lines.....	87,928	246,723	222,029
3. Farmowners multiple peril.....			
4. Homeowners multiple peril.....	17,058,493	46,219,988	43,858,600
5. Commercial multiple peril.....	573,478	2,190,306	2,465,893
6. Mortgage guaranty.....			
8. Ocean marine.....			
9. Inland marine.....	320,446	892,034	876,509
10. Financial guaranty.....			
11.1. Medical professional liability - occurrence.....			
11.2. Medical professional liability - claims made.....			
12. Earthquake.....	604,666	1,705,282	1,576,374
13. Group accident and health.....			
14. Credit accident and health.....			
15. Other accident and health.....			
16. Workers' compensation.....			
17.1. Other liability-occurrence.....	241,397	655,149	564,839
17.2. Other liability-claims made.....			
17.3. Excess workers' compensation.....			
18.1. Products liability-occurrence.....			
18.2. Products liability-claims made.....			
19.1 19.2. Private passenger auto liability.....	37,247,411	111,591,917	126,567,057
19.3 19.4. Commercial auto liability.....	2,353,982	9,916,087	12,946,974
21. Auto physical damage.....	28,893,809	87,198,716	98,448,031
22. Aircraft (all perils).....			
23. Fidelity.....			
24. Surety.....			
26. Burglary and theft.....			
27. Boiler and machinery.....			
28. Credit.....			
29. International.....			
30. Warranty.....			
31. Reinsurance-nonproportional assumed property.....	XXX	XXX	XXX
32. Reinsurance-nonproportional assumed liability.....	XXX	XXX	XXX
33. Reinsurance-nonproportional assumed financial lines.....	XXX	XXX	XXX
34. Aggregate write-ins for other lines of business.....	.0	.0	.0
35. Totals.....	87,381,610	260,616,202	287,526,306
DETAILS OF WRITE-INS			
3401.....			
3402.....			
3403.....			
3498. Sum. of remaining write-ins for Line 34 from overflow page.....	.0	.0	.0
3499. Totals (Lines 3401 thru 3403 plus 3498) (Line 34).....	.0	.0	.0

Statement for September 30, 2020 of the **Metropolitan Direct Property and Casualty Insurance Company**
PART 3 (000 omitted)

LOSS AND LOSS ADJUSTMENT EXPENSE RESERVES SCHEDULE

	1	2	3	4	5	6	7	8	9	10	11	12	13
Years in Which Losses Occurred	Prior Year-End Known Case Loss and LAE Reserves	Prior Year-End IBNR Loss and LAE Reserves	Total Prior Year-End Loss and LAE Reserves (Cols. 1 + 2)	2020 Loss and LAE Payments on Claims Reported as of Prior Year-End	2020 Loss and LAE Payments on Claims Unreported as of Prior Year-End	Total 2020 Loss and LAE Payments (Cols. 4 + 5)	Q.S. Date Known Case Loss and LAE Reserves on Claims Reported and Open as of Prior Year-End	Q.S. Date Known Case Loss and LAE Reserves on Claims Reported or Reopened Subsequent to Prior Year-End	Q.S. Date IBNR Loss and LAE Reserves	Total Q.S. Loss and LAE Reserves (Cols. 7 + 8 + 9)	Prior Year-End Known Case Loss and LAE Reserves Developed (Savings)/Deficiency (Cols. 4 + 7 minus Col. 1)	Prior Year-End IBNR Loss and LAE Reserves Developed (Savings)/Deficiency (Cols. 5 + 8 + 9 minus Col. 2)	Prior Year-End Total Loss and LAE Reserve Developed (Savings)/Deficiency (Cols. 11 + 12)
1. 2017 + Prior.....			.0			.0				.0	.0	.0	.0
2. 2018.....			.0			.0				.0	.0	.0	.0
3. Subtotals 2018 + Prior.....	.0	.0	.0	.0	.0	.0	.0	.0	.0	.0	.0	.0	.0
4. 2019.....			.0			.0				.0	.0	.0	.0
5. Subtotals 2019 + Prior.....	.0	.0	.0	.0	.0	.0	.0	.0	.0	.0	.0	.0	.0
6. 2020.....	.XXX	.XXX	.XXX	.XXX		.0	.XXX			.0	.XXX	.XXX	.XXX
7. Totals.....	.0	.0	.0	.0	.0	.0	.0	.0	.0	.0	.0	.0	.0
8. Prior Year-End's Surplus As Regards Policyholders.....	47,870										Col. 11, Line 7 As % of Col. 1, Line 7	Col. 12, Line 7 As % of Col. 2, Line 7	Col. 13, Line 7 As % of Col. 3, Line 7
											1.0.0 %	2.0.0 %	3.0.0 %
											Col. 13, Line 7 Line 8		
											4.0.0 %		

Q14

Statement for September 30, 2020 of the **Metropolitan Direct Property and Casualty Insurance Company**
SUPPLEMENTAL EXHIBITS AND SCHEDULES INTERROGATORIES

The following supplemental reports are required to be filed as part of your statement filing. However, in the event that your company does not transact the type of business for which the special report must be filed, your response of NO to the specific interrogatory will be accepted in lieu of filing a "NONE" report and a bar code will be printed below. If the supplement is required of your company but is not being filed for whatever reason, enter SEE EXPLANATION and provide an explanation following the interrogatory questions.

	Response
1. Will the Trusteed Surplus Statement be filed with the state of domicile and the NAIC with this statement?	NO
2. Will Supplement A to Schedule T (Medical Professional Liability Supplement) be filed with this statement?	NO
3. Will the Medicare Part D Coverage Supplement be filed with the state of domicile and the NAIC with this statement?	NO
4. Will the Director and Officer Insurance Coverage Supplement be filed with the state of domicile and the NAIC with this statement?	NO

Explanation:

1. The data for this supplement is not required to be filed.
2. The data for this supplement is not required to be filed.
3. The data for this supplement is not required to be filed.
4. The data for this supplement is not required to be filed.

Bar Code:



NONE

Statement for September 30, 2020 of the **Metropolitan Direct Property and Casualty Insurance Company**
SCHEDULE A - VERIFICATION

Real Estate

	1 Year to Date	2 Prior Year Ended December 31
1. Book/adjusted carrying value, December 31 of prior year.....	0	
2. Cost of acquired:		
2.1 Actual cost at time of acquisition.....		
2.2 Additional investment made after acquisition.....		
3. Current year change in encumbrances.....		
4. Total gain (loss) on disposals.....		
5. Deduct amounts received on disposals.....		
6. Total foreign exchange change in book/adjusted carrying value.....		
7. Deduct current year's other-than-temporary impairment recognized.....		
8. Deduct current year's depreciation.....		
9. Book/adjusted carrying value at end of current period (Lines 1+2+3+4-5+6-7-8).....	0	0
10. Deduct total nonadmitted amounts.....		
11. Statement value at end of current period (Line 9 minus Line 10).....	0	0

SCHEDULE B - VERIFICATION

Mortgage Loans

	1 Year to Date	2 Prior Year Ended December 31
1. Book value/recorded investment excluding accrued interest, December 31 of prior year.....	0	
2. Cost of acquired:		
2.1 Actual cost at time of acquisition.....		
2.2 Additional investment made after acquisition.....		
3. Capitalized deferred interest and other.....		
4. Accrual of discount.....		
5. Unrealized valuation increase (decrease).....		
6. Total gain (loss) on disposals.....		
7. Deduct amounts received on disposals.....		
8. Deduct amortization of premium and mortgage interest points and commitment fees.....		
9. Total foreign exchange change in book value/recorded investment excluding accrued interest.....		
10. Deduct current year's other-than-temporary impairment recognized.....		
11. Book value/recorded investment excluding accrued interest at end of current period (Lines 1+2+3+4+5+6-7-8+9-10).....	0	0
12. Total valuation allowance.....		
13. Subtotal (Line 11 plus Line 12).....	0	0
14. Deduct total nonadmitted amounts.....		
15. Statement value at end of current period (Line 13 minus Line 14).....	0	0

SCHEDULE BA - VERIFICATION

Other Long-Term Invested Assets

	1 Year to Date	2 Prior Year Ended December 31
1. Book/adjusted carrying value, December 31 of prior year.....	0	
2. Cost of acquired:		
2.1 Actual cost at time of acquisition.....		
2.2 Additional investment made after acquisition.....		
3. Capitalized deferred interest and other.....		
4. Accrual of discount.....		
5. Unrealized valuation increase (decrease).....		
6. Total gain (loss) on disposals.....		
7. Deduct amounts received on disposals.....		
8. Deduct amortization of premium and depreciation.....		
9. Total foreign exchange change in book/adjusted carrying value.....		
10. Deduct current year's other-than-temporary impairment recognized.....		
11. Book/adjusted carrying value at end of current period (Lines 1+2+3+4+5+6-7-8+9-10).....	0	0
12. Deduct total nonadmitted amounts.....		
13. Statement value at end of current period (Line 11 minus Line 12).....	0	0

SCHEDULE D - VERIFICATION

Bonds and Stocks

	1 Year to Date	2 Prior Year Ended December 31
1. Book/adjusted carrying value of bonds and stocks, December 31 of prior year.....	49,293,193	48,318,183
2. Cost of bonds and stocks acquired.....	6,833,014	17,290,762
3. Accrual of discount.....	22,450	131,760
4. Unrealized valuation increase (decrease).....		
5. Total gain (loss) on disposals.....	134,203	29,940
6. Deduct consideration for bonds and stocks disposed of.....	5,062,199	16,346,591
7. Deduct amortization of premium.....	74,084	147,090
8. Total foreign exchange change in book/adjusted carrying value.....		
9. Deduct current year's other-than-temporary impairment recognized.....		
10. Total investment income recognized as a result of prepayment penalties and/or acceleration fees.....		16,229
11. Book/adjusted carrying value at end of current period (Lines 1+2+3+4+5-6-7+8-9+10).....	51,146,577	49,293,193
12. Deduct total nonadmitted amounts.....		
13. Statement value at end of current period (Line 11 minus Line 12).....	51,146,577	49,293,193

Statement for September 30, 2020 of the **Metropolitan Direct Property and Casualty Insurance Company**
SCHEDULE D - PART 1B

Showing the Acquisitions, Dispositions and Non-Trading Activity
 During the Current Quarter for all Bonds and Preferred Stock by NAIC Designation

NAIC Designation	1 Book/Adjusted Carrying Value Beginning of Current Quarter	2 Acquisitions During Current Quarter	3 Dispositions During Current Quarter	4 Non-Trading Activity During Current Quarter	5 Book/Adjusted Carrying Value End of First Quarter	6 Book/Adjusted Carrying Value End of Second Quarter	7 Book/Adjusted Carrying Value End of Third Quarter	8 Book/Adjusted Carrying Value December 31 Prior Year
BONDS								
1. NAIC 1 (a).....	45,976,763	3,991,406	1,003,031	(14,062)	44,993,524	45,976,763	48,951,076	45,945,263
2. NAIC 2 (a).....	2,195,653			(155)	5,337,447	2,195,653	2,195,498	5,344,009
3. NAIC 3 (a).....							0	
4. NAIC 4 (a).....							0	
5. NAIC 5 (a).....							0	
6. NAIC 6 (a).....							0	
7. Total Bonds.....	48,172,416	3,991,406	1,003,031	(14,217)	50,330,971	48,172,416	51,146,574	51,289,272
PREFERRED STOCK								
8. NAIC 1.....							0	
9. NAIC 2.....							0	
10. NAIC 3.....							0	
11. NAIC 4.....							0	
12. NAIC 5.....							0	
13. NAIC 6.....							0	
14. Total Preferred Stock.....	0	0	0	0	0	0	0	0
15. Total Bonds and Preferred Stock.....	48,172,416	3,991,406	1,003,031	(14,217)	50,330,971	48,172,416	51,146,574	51,289,272

QSI02

(a) Book/Adjusted Carrying Value column for the end of the current reporting period includes the following amount of short-term and cash equivalent bonds by NAIC designation:
 NAIC 1 \$.....0; NAIC 2 \$.....0; NAIC 3 \$.....0; NAIC 4 \$.....0; NAIC 5 \$.....0; NAIC 6 \$.....0.

Statement for September 30, 2020 of the **Metropolitan Direct Property and Casualty Insurance Company**
SCHEDULE DA - PART 1

Short-Term Investments

	1 Book/Adjusted Carrying Value	2 Par Value	3 Actual Cost	4 Interest Collected Year To Date	5 Paid for Accrued Interest Year To Date
9199999.....		X			

NONE

SCHEDULE DA - VERIFICATION

Short-Term Investments

	1 Year To Date	2 Prior Year Ended December 31
1. Book/adjusted carrying value, December 31 of prior year.....	.0	
2. Cost of short-term investments acquired.....		198,787
3. Accrual of discount.....		1,213
4. Unrealized valuation increase (decrease).....		
5. Total gain (loss) on disposals.....		
6. Deduct consideration received on disposals.....		200,000
7. Deduct amortization of premium.....		
8. Total foreign exchange change in book/adjusted carrying value.....		
9. Deduct current year's other-than-temporary impairment recognized.....		
10. Book/adjusted carrying value at end of current period (Lines 1+2+3+4+5-6-7+8-9).....	.0	.0
11. Deduct total nonadmitted amounts.....		
12. Statement value at end of current period (Line 10 minus Line 11).....	.0	.0

**Sch. DB - Pt. A - Verification
NONE**

**Sch. DB - Pt. B - Verification
NONE**

**Sch. DB - Pt. C - Sn. 1
NONE**

**Sch. DB - Pt. C - Sn. 2
NONE**

**Sch. DB - Verification
NONE**

SCHEDULE E - PART 2 - VERIFICATION

Cash Equivalents

	1 Year To Date	2 Prior Year Ended December 31
1. Book/adjusted carrying value, December 31 of prior year.....	1,996,078	1,999,063
2. Cost of cash equivalents acquired.....	3,495,797	56,970,941
3. Accrual of discount.....	6,993	105,549
4. Unrealized valuation increase (decrease).....		
5. Total gain (loss) on disposals.....	.52	2
6. Deduct consideration received on disposals.....	5,498,920	57,079,477
7. Deduct amortization of premium.....		
8. Total foreign exchange change in book/ adjusted carrying value.....		
9. Deduct current year's other-than-temporary impairment recognized.....		
10. Book/adjusted carrying value at end of current period (Lines 1+2+3+4+5-6-7+8-9).....	0	1,996,078
11. Deduct total nonadmitted amounts.....		
12. Statement value at end of current period (Line 10 minus Line 11).....	0	1,996,078

**Sch. A Pt. 2
NONE**

**Sch. A Pt. 3
NONE**

**Sch. B - Pt. 2
NONE**

**Sch. B - Pt. 3
NONE**

**Sch. BA - Pt. 2
NONE**

**Sch. BA - Pt. 3
NONE**

SCHEDULE D - PART 3

Showing all Long-Term Bonds and Stocks ACQUIRED During Current Quarter

1	2	3	4	5	6	7	8	9	10
CUSIP Identification	Description	Foreign	Date Acquired	Name of Vendor	Number of Shares of Stock	Actual Cost	Par Value	Paid for Accrued Interest and Dividends	NAIC Designation and Administrative Symbol
Bonds - U.S. Government									
91282C AB 7	UNITED STATES TREASURY 0.250% 07/31/25		08/25/2020	JEFFERIES & COMPANY INC		3,991,406	4,000,000	707	1
0599999	Total - Bonds - U.S. Government					3,991,406	4,000,000	707	.XXX
8399997	Total - Bonds - Part 3					3,991,406	4,000,000	707	.XXX
8399999	Total - Bonds					3,991,406	4,000,000	707	.XXX
9999999	Total - Bonds, Preferred and Common Stocks					3,991,406	XXX	707	.XXX

QE04

Statement for September 30, 2020 of the **Metropolitan Direct Property and Casualty Insurance Company**
SCHEDULE D - PART 4

Showing all Long-Term Bonds and Stocks SOLD, REDEEMED or Otherwise DISPOSED OF During Current Quarter

1	2	3	4	5	6	7	8	9	10	Change in Book/Adjusted Carrying Value					16	17	18	19	20	21	22
										11	12	13	14	15							
CUSIP Identification	Description	F o r e i g n	Disposal Date	Name of Purchaser	Number of Shares of Stock	Consideration	Par Value	Actual Cost	Prior Year Book/Adjusted Carrying Value	Unrealized Valuation Increase (Decrease)	Current Year's (Amortization) / Accretion	Current Year's Other-Than-Temporary Impairment Recognized	Total Change in B./A.C.V. (11+12-13)	Total Foreign Exchange Change in B./A.C.V.	Book/Adjusted Carrying Value at Disposal Date	Foreign Exchange Gain (Loss) on Disposal	Realized Gain (Loss) on Disposal	Total Gain (Loss) on Disposal	Bond Interest / Stock Dividends Received During Year	Stated Contractual Maturity Date	NAIC Designation and Administrative Symbol
Bonds - U.S. Government																					
36225B QN 1	GINNIE MAE I GNMA I 7.500% 781361 7.50		09/01/2020	Various.....	53153151352299531026	12/15/2025	1.....
0599999	Total - Bonds - U.S. Government.....				5315315135220909053100026	XXX	XXX
Bonds - U.S. Special Revenue and Special Assessment																					
13078H AP 7	CALIFORNIA STATEWIDE CMNTYS DE CA Statew		09/17/2020	Call 100.0000.....	1,000,0001,000,0001,000,0001,000,00001,000,000047,000	09/01/2029	1FE.....
3199999	Total - Bonds - U.S. Special Revenue and Special Assessments.....				1,000,0001,000,0001,000,0001,000,000000001,000,00000047,000	XXX	XXX
Bonds - Industrial and Miscellaneous																					
92212K AA 4	VANTAGE DATA CENTERS ISSUER LL 3.188%		09/15/2020	Paydown.....	2,5002,5002,5002,50002,500053	07/15/2044	1FE.....
3899999	Total - Bonds - Industrial and Miscellaneous.....				2,5002,5002,5002,500000002,50000053	XXX	XXX
8399997	Total - Bonds - Part 4.....				1,003,0311,003,0311,003,0131,003,022090901,003,03100047,079	XXX	XXX
8399999	Total - Bonds.....				1,003,0311,003,0311,003,0131,003,022090901,003,03100047,079	XXX	XXX
9999999	Total - Bonds, Preferred and Common Stocks.....				1,003,031XXX1,003,0131,003,022090901,003,03100047,079	XXX	XXX

QE05

Sch. DB - Pt. A - Sn. 1
NONE

Sch. DB - Pt. B - Sn. 1
NONE

Sch. DB - Pt. D - Sn. 1
NONE

Sch. DB - Pt. D - Sn. 2
NONE

Sch. DB - Pt. E
NONE

Sch. DL - Pt. 1
NONE

Sch. DL - Pt. 2
NONE

Statement for September 30, 2020 of the **Metropolitan Direct Property and Casualty Insurance Company**
SCHEDULE E - PART 1 - CASH

Month End Depository Balances

1 Depository	2 Code	3 Rate of Interest	4 Amount of Interest Received During Current Quarter	5 Amount or interest Accrued at Current Statement Date	Book Balance at End of Each Month During Current Quarter			9 *
					6 First Month	7 Second Month	8 Third Month	
Open Depositories								
JP Morgan Chase..... New York, New York.....					4,828,206	864,988	1,931,222	XXX
0199999. Total Open Depositories.....	XXX	XXX	0	0	4,828,206	864,988	1,931,222	XXX
0399999. Total Cash on Deposit.....	XXX	XXX	0	0	4,828,206	864,988	1,931,222	XXX
0599999. Total Cash.....	XXX	XXX	0	0	4,828,206	864,988	1,931,222	XXX

Statement for September 30, 2020 of the **Metropolitan Direct Property and Casualty Insurance Company**
SCHEDULE E - PART 2 - CASH EQUIVALENTS

Show Investments Owned End of Current Quarter

1 CUSIP	2 Description	3 Code	4 Date Acquired	5 Rate of Interest	6 Maturity Date	7 Book/Adjusted Carrying Value	8 Amount of Interest Due & Accrued	9 Amount Received During Year
------------	------------------	-----------	--------------------	-----------------------	--------------------	-----------------------------------	--	----------------------------------

NONE

QE14