



# QUARTERLY STATEMENT

As of September 30, 2020  
of the Condition and Affairs of the

## Metropolitan Property and Casualty Insurance Company

NAIC Group Code.....241, 241 (Current Period) (Prior Period)	NAIC Company Code..... 26298	Employer's ID Number..... 13-2725441
Organized under the Laws of RI	State of Domicile or Port of Entry RI	Country of Domicile US
Incorporated/Organized..... August 31, 1972	Commenced Business..... December 8, 1972	
Statutory Home Office	700 Quaker Lane .. Warwick .. RI .. US .. 02886-6669 <i>(Street and Number) (City or Town, State, Country and Zip Code)</i>	
Main Administrative Office	700 Quaker Lane .. Warwick .. RI .. US .. 02886-6669 <i>(Street and Number) (City or Town, State, Country and Zip Code)</i>	401-827-2400 <i>(Area Code) (Telephone Number)</i>
Mail Address	PO Box 350, 700 Quaker Lane .. Warwick .. RI .. US .. 02887-0350 <i>(Street and Number or P. O. Box) (City or Town, State, Country and Zip Code)</i>	
Primary Location of Books and Records	700 Quaker Lane .. Warwick .. RI .. US .. 02886-6669 <i>(Street and Number) (City or Town, State, Country and Zip Code)</i>	800-638-4208 <i>(Area Code) (Telephone Number)</i>
Internet Web Site Address	www.metlife.com	
Statutory Statement Contact	Kevin Paul Swift <i>(Name)</i> kswift@metlife.com <i>(E-Mail Address)</i>	800-638-4208 <i>(Area Code) (Telephone Number) (Extension)</i> 401-827-2315 <i>(Fax Number)</i>

### OFFICERS

Name	Title	Name	Title
1. Darla Ann Finchum	President	2. Maura Catherine Travers	Assistant General Counsel and Secretary
3. Michael John Bednarick	Vice President and Chief Financial Officer	4. Charles Patrick Connery	Treasurer

### OTHER

Michael John Abate	Vice President	Zulfi Shafaat Ahmed	Senior Vice President and Chief Information Security Officer
Robert Edward Bean	Vice President	Charles Phillip Cavas	Vice President and Associate General Counsel
Rachel Irene Downing	Vice President	Roger Elder	Vice President
Paul Edward Gavin	Senior Vice President	Lorene Elsie Guardado	Vice President
Lise Ann Hasegawa	Vice President	Michelle Lee Kolodziejczak	Vice President
Richard Paul Lonardo	Vice President	Aaron Matthew McClain	Vice President
Patrick John Meyer	Vice President	Albert Montoya	Vice President and Investment Officer
Robert Francis Nostramo	Vice President and General Counsel	Brenda Ann Perkins	Vice President
Stephen Charles Radis	Vice President and Investment Officer	Kevin Stanley Redgate	Senior Vice President and Senior Investment Officer
Christopher Timothy Rhodes	Senior Vice President	Charles Sheridan Scully #	Executive Vice President, Executive Investment Officer and Chief Hedging Officer
James Sheridan Stevens	Vice President and Investment Officer	Richard Andrew Stevens	Vice President and Controller
Calvin Tyrone Strong	Vice President	Donald Gerard Sullivan	Vice President
Ellen Marie Tierney	Vice President		

### DIRECTORS OR TRUSTEES

Michael John Bednarick	Stephen Douglas Caldwell	Cynthia Faye Coverson	Darla Ann Finchum
Todd Brian Katz	William Charles O'Donnell	Kevin Stanley Redgate	

State of..... Rhode Island  
County of..... Kent

The officers of this reporting entity being duly sworn, each depose and say that they are the described officers of said reporting entity, and that on the reporting period stated above, all of the herein described assets were the absolute property of the said reporting entity, free and clear from any liens or claims thereon, except as herein stated, and that this statement, together with related exhibits, schedules and explanations therein contained, annexed or referred to, is a full and true statement of all the assets and liabilities and of the condition and affairs of the said reporting entity as of the reporting period stated above, and of its income and deductions therefrom for the period ended, and have been completed in accordance with the NAIC *Annual Statement Instructions and Accounting Practices and Procedures* manual except to the extent that: (1) state law may differ; or, (2) that state rules or regulations require differences in reporting not related to accounting practices and procedures, according to the best of their information, knowledge and belief, respectively. Furthermore, the scope of this attestation by the described officers also includes the related corresponding electronic filing with the NAIC, when required, that is an exact copy (except for formatting differences due to electronic filing) of the enclosed statement. The electronic filing may be requested by various regulators in lieu of or in addition to the enclosed statement.

*Darla Finchum*

SignNow e-signature ID: 9f820794a5...  
10/28/2020 19:38:13 UTC

Darla Ann Finchum  
President

*Maura Travers*

SignNow e-signature ID: 3f9657622...  
10/28/2020 19:25:44 UTC

Maura Catherine Travers  
Assistant General Counsel and Secretary

*Michael Bednarick*

SignNow e-signature ID: 10ab25e74b...  
11/09/2020 13:24:33 UTC

Michael John Bednarick  
Vice President and Chief Financial Officer

\*Subscribed and sworn to before me  
This \_\_\_\_\_ day of \_\_\_\_\_

a. Is this an original filing? Yes [X] No [ ]  
b. If no: 1. State the amendment number \_\_\_\_\_  
2. Date filed \_\_\_\_\_  
3. Number of pages attached \_\_\_\_\_

\* Due to the coronavirus pandemic health crisis, we are submitting unnotarized electronic signatures. Notarized signatures, including original wet-ink signatures in states where required, will be submitted as soon as reasonably practicable after the pandemic has subsided and our corporate offices have reopened.

Statement for September 30, 2020 of the **Metropolitan Property and Casualty Insurance Company**  
**ASSETS**

	Current Statement Date			4 December 31 Prior Year Net Admitted Assets
	1 Assets	2 Nonadmitted Assets	3 Net Admitted Assets (Cols. 1 - 2)	
1. Bonds.....	3,400,569,889		3,400,569,889	3,275,742,848
2. Stocks:				
2.1 Preferred stocks.....	39,222,790		39,222,790	49,530,000
2.2 Common stocks.....	789,034,598	956,437	788,078,161	867,929,705
3. Mortgage loans on real estate:				
3.1 First liens.....	397,679,995		397,679,995	349,510,837
3.2 Other than first liens.....			0	
4. Real estate:				
4.1 Properties occupied by the company (less \$.....0 encumbrances).....			0	
4.2 Properties held for the production of income (less \$.....0 encumbrances).....			0	
4.3 Properties held for sale (less \$.....0 encumbrances).....			0	
5. Cash (\$.....(118,756,603)), cash equivalents (\$.....35,298,187) and short-term investments (\$.....1,999,996).....	(81,458,420)		(81,458,420)	3,126,595
6. Contract loans (including \$.....0 premium notes).....			0	
7. Derivatives.....	7,090,828		7,090,828	5,756,845
8. Other invested assets.....	348,757,078		348,757,078	307,543,169
9. Receivables for securities.....	79,260		79,260	842,768
10. Securities lending reinvested collateral assets.....			0	
11. Aggregate write-ins for invested assets.....	66,208	0	66,208	498,509
12. Subtotals, cash and invested assets (Lines 1 to 11).....	4,901,042,226	956,437	4,900,085,789	4,860,481,276
13. Title plants less \$.....0 charged off (for Title insurers only).....			0	
14. Investment income due and accrued.....	34,111,705		34,111,705	38,150,744
15. Premiums and considerations:				
15.1 Uncollected premiums and agents' balances in the course of collection.....	42,034,696	4,576,714	37,457,982	17,604,986
15.2 Deferred premiums, agents' balances and installments booked but deferred and not yet due (including \$.....0 earned but unbilled premiums).....	1,281,283,578	5,509,486	1,275,774,092	1,341,794,692
15.3 Accrued retrospective premiums (\$.....0) and contracts subject to redetermination (\$.....0).....			0	
16. Reinsurance:				
16.1 Amounts recoverable from reinsurers.....	3,429,298	400,714	3,028,584	2,947,202
16.2 Funds held by or deposited with reinsured companies.....	48,417		48,417	48,417
16.3 Other amounts receivable under reinsurance contracts.....			0	
17. Amounts receivable relating to uninsured plans.....			0	
18.1 Current federal and foreign income tax recoverable and interest thereon.....	38,985,538		38,985,538	7,693,501
18.2 Net deferred tax asset.....	104,233,359	5,682,204	98,551,155	100,508,792
19. Guaranty funds receivable or on deposit.....	1,755,048		1,755,048	3,858,732
20. Electronic data processing equipment and software.....	71,730,691	71,730,691	0	
21. Furniture and equipment, including health care delivery assets (\$.....0).....	1,141,577	1,141,577	0	
22. Net adjustment in assets and liabilities due to foreign exchange rates.....			0	
23. Receivables from parent, subsidiaries and affiliates.....	32,571,232	1,534,265	31,036,967	30,230,630
24. Health care (\$.....0) and other amounts receivable.....			0	
25. Aggregate write-ins for other than invested assets.....	385,105,424	20,517,337	364,588,087	367,851,572
26. Total assets excluding Separate Accounts, Segregated Accounts and Protected Cell Accounts (Lines 12 through 25).....	6,897,472,789	112,049,425	6,785,423,364	6,771,170,544
27. From Separate Accounts, Segregated Accounts and Protected Cell Accounts.....			0	
28. Total (Lines 26 and 27).....	6,897,472,789	112,049,425	6,785,423,364	6,771,170,544

**DETAILS OF WRITE-INS**

1101. Receivables for investments other than securities.....	66,208		66,208	498,509
1102. ....			0	
1103. ....			0	
1198. Summary of remaining write-ins for Line 11 from overflow page.....	0	0	0	0
1199. Totals (Lines 1101 thru 1103 plus 1198) (Line 11 above).....	66,208	0	66,208	498,509
2501. Value of company-owned life insurance.....	333,274,901		333,274,901	337,177,928
2502. Equities and deposits in pools and associations.....	31,313,186		31,313,186	30,673,644
2503. Prepaid expenses.....	18,617,317	18,617,317	0	
2598. Summary of remaining write-ins for Line 25 from overflow page.....	1,900,020	1,900,020	0	0
2599. Totals (Lines 2501 thru 2503 plus 2598) (Line 25 above).....	385,105,424	20,517,337	364,588,087	367,851,572

Statement for September 30, 2020 of the **Metropolitan Property and Casualty Insurance Company**  
**LIABILITIES, SURPLUS AND OTHER FUNDS**

	1 Current Statement Date	2 December 31 Prior Year
1. Losses (current accident year \$.....594,267,293).....	1,388,913,277	1,290,722,474
2. Reinsurance payable on paid losses and loss adjustment expenses.....	4,403	24,910
3. Loss adjustment expenses.....	283,826,372	274,980,301
4. Commissions payable, contingent commissions and other similar charges.....	55,099,272	67,062,683
5. Other expenses (excluding taxes, licenses and fees).....	37,400,551	38,377,441
6. Taxes, licenses and fees (excluding federal and foreign income taxes).....	7,834,483	20,016,633
7.1 Current federal and foreign income taxes (including \$.....0 on realized capital gains (losses)).....		
7.2 Net deferred tax liability.....		
8. Borrowed money \$.....800,000,000 and interest thereon \$.....240,611.....	800,240,611	801,129,076
9. Unearned premiums (after deducting unearned premiums for ceded reinsurance of \$.....17,830,395 and including warranty reserves of \$.....0 and accrued accident and health experience rating refunds including \$.....0 for medical loss ratio rebate per the Public Health Service Act).....	1,781,519,735	1,803,361,968
10. Advance premium.....	38,634,959	23,518,683
11. Dividends declared and unpaid:		
11.1 Stockholders.....		1,090,654
11.2 Policyholders.....		
12. Ceded reinsurance premiums payable (net of ceding commissions).....	(853,557)	5,262,390
13. Funds held by company under reinsurance treaties.....		
14. Amounts withheld or retained by company for account of others.....	4,438,693	3,696,414
15. Remittances and items not allocated.....	3,502,061	3,359,804
16. Provision for reinsurance (including \$.....0 certified).....	345,827	
17. Net adjustments in assets and liabilities due to foreign exchange rates.....		
18. Drafts outstanding.....		
19. Payable to parent, subsidiaries and affiliates.....	31,516,138	40,164,895
20. Derivatives.....	486,288	1,070,848
21. Payable for securities.....	23,495,728	
22. Payable for securities lending.....	203,449,279	225,027,359
23. Liability for amounts held under uninsured plans.....		
24. Capital notes \$.....0 and interest thereon \$.....0.....		
25. Aggregate write-ins for liabilities.....	15,566,306	13,185,422
26. Total liabilities excluding protected cell liabilities (Lines 1 through 25).....	4,675,420,426	4,612,051,955
27. Protected cell liabilities.....		
28. Total liabilities (Lines 26 and 27).....	4,675,420,426	4,612,051,955
29. Aggregate write-ins for special surplus funds.....	0	0
30. Common capital stock.....	3,000,000	3,000,000
31. Preferred capital stock.....	315,000,000	315,000,000
32. Aggregate write-ins for other than special surplus funds.....	0	0
33. Surplus notes.....		
34. Gross paid in and contributed surplus.....	1,101,058,128	1,101,058,128
35. Unassigned funds (surplus).....	690,944,810	740,060,461
36. Less treasury stock, at cost:		
36.1 .....0.000 shares common (value included in Line 30 \$.....0).....		
36.2 .....0.000 shares preferred (value included in Line 31 \$.....0).....		
37. Surplus as regards policyholders (Lines 29 to 35, less 36).....	2,110,002,938	2,159,118,589
38. Totals (Page 2, Line 28, Col. 3).....	6,785,423,364	6,771,170,544

**DETAILS OF WRITE-INS**

2501. Cash collateral received on derivatives.....	10,790,454	7,979,578
2502. Deferred gain on transfer of bond investment.....	4,770,408	5,193,009
2503. Miscellaneous.....	5,444	12,835
2598. Summary of remaining write-ins for Line 25 from overflow page.....	0	0
2599. Totals (Lines 2501 thru 2503 plus 2598) (Line 25 above).....	15,566,306	13,185,422
2901. ....		
2902. ....		
2903. ....		
2998. Summary of remaining write-ins for Line 29 from overflow page.....	0	0
2999. Totals (Lines 2901 thru 2903 plus 2998) (Line 29 above).....	0	0
3201. ....		
3202. ....		
3203. ....		
3298. Summary of remaining write-ins for Line 32 from overflow page.....	0	0
3299. Totals (Lines 3201 thru 3203 plus 3298) (Line 32 above).....	0	0

Statement for September 30, 2020 of the **Metropolitan Property and Casualty Insurance Company**  
**STATEMENT OF INCOME**

	1 Current Year to Date	2 Prior Year to Date	3 Prior Year Ended December 31
<b>UNDERWRITING INCOME</b>			
1. Premiums earned:			
1.1 Direct..... (written \$.....1,186,596,917).....	1,168,888,557	1,151,582,830	1,545,534,075
1.2 Assumed..... (written \$.....1,582,476,394).....	1,623,436,185	1,704,953,741	2,276,857,427
1.3 Ceded..... (written \$.....46,692,543).....	48,101,742	52,808,777	69,838,813
1.4 Net..... (written \$.....2,722,380,768).....	2,744,223,000	2,803,727,794	3,752,552,689
DEDUCTIONS:			
2. Losses incurred (current accident year \$.....1,520,376,017):			
2.1 Direct.....	697,112,793	666,017,668	869,730,307
2.2 Assumed.....	900,422,404	994,745,245	1,398,844,825
2.3 Ceded.....	13,870,446	18,054,598	25,626,816
2.4 Net.....	1,583,664,751	1,642,708,315	2,242,948,316
3. Loss adjustment expenses incurred.....	268,378,552	277,182,852	379,305,691
4. Other underwriting expenses incurred.....	715,311,866	764,931,625	1,027,063,324
5. Aggregate write-ins for underwriting deductions.....	0	0	0
6. Total underwriting deductions (Lines 2 through 5).....	2,567,355,169	2,684,822,792	3,649,317,331
7. Net income of protected cells.....			
8. Net underwriting gain (loss) (Line 1 minus Line 6 + Line 7).....	176,867,831	118,905,002	103,235,358
<b>INVESTMENT INCOME</b>			
9. Net investment income earned.....	190,447,663	115,689,081	309,949,151
10. Net realized capital gains (losses) less capital gains tax of \$.....1,140,397.....	(13,375,901)	(9,719,237)	(6,292,123)
11. Net investment gain (loss) (Lines 9 + 10).....	177,071,762	105,969,844	303,657,028
<b>OTHER INCOME</b>			
12. Net gain or (loss) from agents' or premium balances charged off (amount recovered \$.....73,875 amount charged off \$.....8,057,674).....	(7,983,799)	(9,974,589)	(12,803,341)
13. Finance and service charges not included in premiums.....	1,852,906	2,312,837	3,055,941
14. Aggregate write-ins for miscellaneous income.....	(23,239,597)	(18,200,211)	(24,073,687)
15. Total other income (Lines 12 through 14).....	(29,370,490)	(25,861,963)	(33,821,087)
16. Net income before dividends to policyholders, after capital gains tax and before all other federal and foreign income taxes (Lines 8 + 11 + 15).....	324,569,103	199,012,883	373,071,299
17. Dividends to policyholders.....		1,889,704	1,889,799
18. Net income, after dividends to policyholders, after capital gains tax and before all other federal and foreign income taxes (Line 16 minus Line 17).....	324,569,103	197,123,179	371,181,500
19. Federal and foreign income taxes incurred.....	42,567,566	22,985,644	16,995,017
20. Net income (Line 18 minus Line 19) (to Line 22).....	282,001,537	174,137,535	354,186,483
<b>CAPITAL AND SURPLUS ACCOUNT</b>			
21. Surplus as regards policyholders, December 31 prior year.....	2,159,118,589	2,322,041,920	2,322,041,920
22. Net income (from Line 20).....	282,001,537	174,137,535	354,186,483
23. Net transfers (to) from Protected Cell accounts.....			
24. Change in net unrealized capital gains or (losses) less capital gains tax of \$.....175,600.....	(61,600,677)	58,212,107	(89,483,355)
25. Change in net unrealized foreign exchange capital gain (loss).....	480,761	59,592	(1,120,099)
26. Change in net deferred income tax.....	1,847,861	(9,425,427)	16,434,463
27. Change in nonadmitted assets.....	(17,129,500)	(4,744,365)	(2,882,584)
28. Change in provision for reinsurance.....	(345,827)	76,698	248,022
29. Change in surplus notes.....			
30. Surplus (contributed to) withdrawn from protected cells.....			
31. Cumulative effect of changes in accounting principles.....			
32. Capital changes:			
32.1 Paid in.....			
32.2 Transferred from surplus (Stock Dividend).....			
32.3 Transferred to surplus.....			
33. Surplus adjustments:			
33.1 Paid in.....			
33.2 Transferred to capital (Stock Dividend).....			
33.3 Transferred from capital.....			
34. Net remittances from or (to) Home Office.....			
35. Dividends to stockholders.....	(254,369,806)	(7,981,864)	(440,306,261)
36. Change in treasury stock.....			
37. Aggregate write-ins for gains and losses in surplus.....	0	0	0
38. Change in surplus as regards policyholders (Lines 22 through 37).....	(49,115,651)	210,334,276	(162,923,331)
39. Surplus as regards policyholders, as of statement date (Lines 21 plus 38).....	2,110,002,938	2,532,376,196	2,159,118,589
<b>DETAILS OF WRITE-INS</b>			
0501. ....			
0502. ....			
0503. ....			
0598. Summary of remaining write-ins for Line 5 from overflow page.....	0	0	0
0599. Totals (Lines 0501 thru 0503 plus 0598) (Line 5 above).....	0	0	0
1401. North Carolina clean risk subsidy.....	1,320,308	3,716,939	4,222,334
1402. Restated quota share - dividends, write-offs, payment fees.....	(24,559,905)	(21,917,150)	(28,296,021)
1403. ....			
1498. Summary of remaining write-ins for Line 14 from overflow page.....	0	0	0
1499. Totals (Lines 1401 thru 1403 plus 1498) (Line 14 above).....	(23,239,597)	(18,200,211)	(24,073,687)
3701. ....			
3702. ....			
3703. ....			
3798. Summary of remaining write-ins for Line 37 from overflow page.....	0	0	0
3799. Totals (Lines 3701 thru 3703 plus 3798) (Line 37 above).....	0	0	0

Statement for September 30, 2020 of the **Metropolitan Property and Casualty Insurance Company**  
**CASH FLOW**

	1 Current Year to Date	2 Prior Year To Date	3 Prior Year Ended December 31
<b>CASH FROM OPERATIONS</b>			
1. Premiums collected net of reinsurance.....	2,730,987,199	2,792,384,059	3,722,926,606
2. Net investment income.....	182,582,856	120,930,699	222,413,273
3. Miscellaneous income.....	(29,370,490)	(25,861,963)	(33,821,088)
4. Total (Lines 1 through 3).....	2,884,199,565	2,887,452,795	3,911,518,791
5. Benefit and loss related payments.....	1,471,339,682	1,607,985,885	2,193,748,068
6. Net transfers to Separate Accounts, Segregated Accounts and Protected Cell Accounts.....			
7. Commissions, expenses paid and aggregate write-ins for deductions.....	962,690,844	1,021,143,061	1,364,238,432
8. Dividends paid to policyholders.....		3,089,704	3,089,799
9. Federal and foreign income taxes paid (recovered) net of \$.....0 tax on capital gains (losses).....	75,000,000	34,000,000	35,259,941
10. Total (Lines 5 through 9).....	2,509,030,526	2,666,218,650	3,596,336,240
11. Net cash from operations (Line 4 minus Line 10).....	375,169,039	221,234,145	315,182,551
<b>CASH FROM INVESTMENTS</b>			
12. Proceeds from investments sold, matured or repaid:			
12.1 Bonds.....	718,517,967	1,748,594,938	2,171,053,035
12.2 Stocks.....	16,051,259	2,620,346	3,218,917
12.3 Mortgage loans.....	11,815,981	8,837,488	26,545,793
12.4 Real estate.....		819,000	819,000
12.5 Other invested assets.....	15,182,606	23,804,808	27,261,929
12.6 Net gains or (losses) on cash, cash equivalents and short-term investments.....	62,904	30,404	28,791
12.7 Miscellaneous proceeds.....	24,691,537	493,226	
12.8 Total investment proceeds (Lines 12.1 to 12.7).....	786,322,254	1,785,200,210	2,228,927,465
13. Cost of investments acquired (long-term only):			
13.1 Bonds.....	830,717,807	1,782,092,386	1,908,329,139
13.2 Stocks.....	5,455,460	2,621,116	3,275,278
13.3 Mortgage loans.....	60,155,999	77,922,526	82,264,264
13.4 Real estate.....		233	232
13.5 Other invested assets.....	52,186,251	45,800,800	65,967,725
13.6 Miscellaneous applications.....	1,625,027	2,092,153	6,683,745
13.7 Total investments acquired (Lines 13.1 to 13.6).....	950,140,544	1,910,529,214	2,066,520,384
14. Net increase or (decrease) in contract loans and premium notes.....			
15. Net cash from investments (Line 12.8 minus Line 13.7 and Line 14).....	(163,818,290)	(125,329,004)	162,407,081
<b>CASH FROM FINANCING AND MISCELLANEOUS SOURCES</b>			
16. Cash provided (applied):			
16.1 Surplus notes, capital notes.....			
16.2 Capital and paid in surplus, less treasury stock.....			
16.3 Borrowed funds.....			
16.4 Net deposits on deposit-type contracts and other insurance liabilities.....			
16.5 Dividends to stockholders.....	255,460,460	8,210,806	440,678,292
16.6 Other cash provided (applied).....	(40,475,304)	(28,685,651)	5,293,172
17. Net cash from financing and miscellaneous sources (Lines 16.1 through 16.4 minus Line 16.5 plus Line 16.6).....	(295,935,764)	(36,896,457)	(435,385,120)
<b>RECONCILIATION OF CASH, CASH EQUIVALENTS AND SHORT-TERM INVESTMENTS</b>			
18. Net change in cash, cash equivalents and short-term investments (Line 11 plus Line 15 plus Line 17).....	(84,585,015)	59,008,684	42,204,512
19. Cash, cash equivalents and short-term investments:			
19.1 Beginning of year.....	3,126,595	(39,077,917)	(39,077,917)
19.2 End of period (Line 18 plus Line 19.1).....	(81,458,420)	19,930,767	3,126,595

Note: Supplemental disclosures of cash flow information for non-cash transactions:

20.0001	MetLife Legal Plans - premium.....	44,359,820	44,495,976	46,074,407
20.0002	Security exchanges.....	38,502,109	62,488,994	77,634,802
20.0003	MetLife Legal Plans - professional services provided.....	27,058,665	19,092,010	24,841,908
20.0004	Dividends received in the form of bonds.....	16,698,641		98,805,832
20.0005	MetLife Legal Plans - losses.....	14,256,304	10,808,396	15,200,961
20.0006	Capitalized interest on bonds.....	1,045,028	35,805	35,805
20.0007	Joint venture distribution paid in the form of common stocks.....	191,254	11,713	
20.0008	Common stock exchanges.....	162,540		
20.0009	Dividends received in the form of bonds investment income due and accrued.....	91,772		1,220,807
20.0010	Mortgage loan refinancing.....		3,415,683	3,415,683
20.0011	Other invested asset sale offset to net investment income.....		3,573	3,573
20.0012	Other invested asset non cash contributions.....			19,517

**NOTES TO THE FINANCIAL STATEMENTS****1. Summary of Significant Accounting Policies and Going Concern****A. Accounting Practices**

The accompanying financial statements of Metropolitan Property and Casualty Insurance Company (the “Company” or “MPC”) have been prepared on the basis of accounting standards prescribed or permitted (“RI SAP”) by the State of Rhode Island (“RI”) Department of Business Regulation, Insurance Division (the “Department” or “RIDBR”).

The Department recognizes only the statutory accounting practices prescribed or permitted by Rhode Island in determining and reporting the financial condition and results of operations of an insurance company, in determining its solvency under the Rhode Island Insurance Law. In 2001, the National Association of Insurance Commissioners’ (“NAIC”) *Accounting Practices and Procedures Manual* (“NAIC SAP”) was adopted as the basis of RI SAP.

The Department has not adopted any prescribed accounting practices that differ from those found in NAIC SAP. A reconciliation of the Company’s net income and capital and surplus between RI SAP and NAIC SAP is as follows:

	<u>SSAP Number <sup>(1)</sup></u>	<u>Financial Statement Page</u>	<u>Financial Statement Line Number</u>	<u>For the Nine Months Ended September 30, 2020</u>	<u>For the Year Ended December 31, 2019</u>
Net income, RI SAP				\$ 282,001,537	\$ 354,186,483
State prescribed practices: NONE				—	—
State permitted practices: NONE				—	—
Net income, NAIC SAP				<u>\$ 282,001,537</u>	<u>\$ 354,186,483</u>
				<u>September 30, 2020</u>	<u>December 31, 2019</u>
Statutory capital and surplus, RI SAP				\$ 2,110,002,938	\$ 2,159,118,589
State prescribed practices: NONE				—	—
State permitted practices: NONE				—	—
Statutory capital and surplus, NAIC SAP				<u>\$ 2,110,002,938</u>	<u>\$ 2,159,118,589</u>

<sup>(1)</sup> Statement of Statutory Accounting Principles (“SSAP”)

**B. Use of Estimates in the Preparation of the Financial Statements**

The preparation of the statutory financial statements requires that management make estimates and assumptions that affect the reported amounts of assets and liabilities at the dates of the financial statements. In applying these estimates, management makes subjective and complex judgments that frequently require assumptions about matters that are inherently uncertain, including the novel coronavirus COVID-19 Pandemic. It also requires disclosure of contingent assets and liabilities at the dates of the financial statements and the reported amounts of revenues and expenses during the reporting periods. Actual results may differ from those estimates.

All references to realized and unrealized net capital gains (losses), including other than temporary impairments (“OTTI”) and impairments, are pre-tax unless otherwise noted.

**C. Accounting Policy**

(1) No significant change.

(2) The Company did not sell and reacquire any NAIC Securities Valuation Office Identified Funds.

(3-5) No significant change.

(6) Mortgage-backed bonds, included in bonds, are generally stated at amortized cost using the scientific method unless they have a NAIC rating designation of 3, 4, 5, or 6, which are stated at the lower of amortized cost or fair value. Amortization of the discount or premium from the purchase of these securities considers the estimated timing and amount of prepayments of the underlying mortgage loans. Actual prepayment experience is periodically reviewed and effective yields are recalculated when differences arise between the prepayments originally anticipated and the actual prepayments received and currently anticipated. For credit-sensitive mortgage-backed and asset-backed bonds and certain prepayment-sensitive bonds (e.g., interest-only securities), the effective yield is recalculated on a prospective basis. For all other mortgage-backed and asset-backed bonds, the effective yield is recalculated on a retrospective basis.

For certain residential mortgage-backed securities (“RMBS”) and commercial mortgage-backed securities (“CMBS”), both an initial and final NAIC designation is determined on a security-by-security basis based on a range of values published by the NAIC. The initial designation is used to determine the carrying value of the RMBS or CMBS. RMBS and CMBS with initial designations of 1 or 2 are stated at amortized cost, while RMBS and CMBS with initial designations of 3, 4, 5 or 6 are stated at the lower of amortized cost or fair value. The final designation calculation compares this carrying value with a range of values, resulting in a final NAIC designation reported herein, which is used for all other accounting and reporting purposes.

(7-14) No significant change.

---

**NOTES TO THE FINANCIAL STATEMENTS**

---

## D. Going Concern

Management does not have any substantial doubt about the Company's ability to continue as a going concern.

**2. Accounting Changes and Corrections of Errors**

On March 27, 2020, President Trump signed into law the Coronavirus Aid, Relief and Economic Security Act ("CARES Act"). Provisions of the act specifically address temporary relief from troubled debt restructurings and temporary modification of loan provisions due to the economic stress caused by shutdown of the U.S. economy. Additionally, Federal and state government agencies and prudential banking regulators have provided temporary relief measures to financial institutions to accommodate temporary loan modifications to borrowers and to insurance carriers to provide temporary relief to premiums due.

On April 15, 2020, the NAIC adopted interpretive accounting guidance in response to the economic effects of the COVID-19 Pandemic. The guidance adopted is temporary and applicable to the financial statements over specific periods of time unless extensions are adopted in the future.

Interpretation No. 20-02, *Extension of Ninety-Day Rule for Impact of COVID-19* ("INT 20-02"), which permits a one-time optional extension of the ninety-day rule for uncollected premium balances, bills receivables for premiums, amounts due from agents and policyholders, amounts due from policyholders for high deductible policies and amounts due from non-government uninsured plans based upon certain restrictions. This guidance was only applicable for the March 31 and June 30, 2020 financial statements and was set to expire as of September 29, 2020. On August 17, 2020, the NAIC adopted to extend this guidance to be applicable for the September 30, 2020 financial statements. As a result of this adoption, the revised expiration date is December 30, 2020. The Company did not utilize the one-time optional extension.

Interpretation No. 20-03, *Troubled Debt Restructuring Due to COVID-19*, which clarifies that a modification of mortgage loan or bank loan terms in response to COVID-19 shall follow the provisions detailed in the April 7, 2020 "Interagency Statement on Loan Modifications and reporting for Financial Institutions Working with Customers Affected by the Coronavirus" and the CARES Act in determining whether a modification shall be reported as a troubled debt restructuring within SSAP No. 36, *Troubled Debt Restructuring* ("SSAP 36"). This guidance is only applicable for the period beginning on March 1, 2020 and ending on the earlier of December 31, 2020, or the date that is 60 days after the date on which the national emergency concerning COVID-19 terminates. The Company has elected the option under this guidance not to account for or report qualifying concessions as troubled debt restructurings and does not classify such mortgage loans as either past due or nonaccrual during the payment deferral period. The adoption of this guidance did not have an impact on the Company's financial statements.

Interpretation No. 20-04, *Mortgage Loans Impairment Assessment Due to COVID-19* ("INT 20-04"), which addresses the impact of loan forbearance or prudent modifications for bank loans, mortgage loans, as well as investments with underlying mortgage loans. Particularly this guidance considers whether a temporary, limited-time exception for the assessment of impairment shall be granted for these loans. This exception would only defer the assessment of impairment due to situations caused by the forbearance or modification of mortgage loan payments and would not delay the recognition of other than temporary impairments if the company made a decision to sell the investment and/or if provisions other than the limited-time forbearance or modifications of mortgage loans payments caused the entity to identify that they would not recover the reported carrying value of the investment. This guidance was only applicable for the March 31 and June 30, 2020 financial statements and was set to expire as of September 29, 2020. On August 17, 2020, the NAIC adopted to extend this guidance to be applicable for the September 30, 2020 financial statements. As a result of this adoption, the revised expiration date is December 30, 2020. The adoption of this guidance did not have an impact on the Company's financial statements.

On May 20, 2020, the NAIC adopted additional interpretive accounting guidance in response to the economic effects of the COVID-19 Pandemic. The guidance adopted is temporary and applicable to the financial statements over specific periods of time unless extensions are adopted in the future.

Interpretation No. 20-05, *Investment Income Due and Accrued* ("INT 20-05"), which clarifies that investment income shall continue to be recorded when due or accrued. If investments have been impacted by forbearance or other modification provisions, a reporting entity should assess whether the investment income has been earned in accordance with the modified terms. For mortgage loans, bank loans, and investment products with underlying mortgage loans impacted by forbearance or modification, reporting entities may presume that borrowers and investments that were current as of December 31, 2019, were not experiencing financial difficulties at the time of the forbearance or modification for purposes of determining collectability. The guidance also provides an exception for the nonadmittance of recorded investment income due and accrued that is deemed collectible and over 90-days past due, except for mortgage loans that are in default. When a payment holiday is granted to a borrower and interest is not accrued, the guidance provides two alternative methods for the recognition of interest income during the payment holiday. This guidance was only applicable for the June 30, 2020 financial statements and was set to expire as of September 29, 2020. In accordance with this guidance, the Company continues to accrue interest income on mortgage loans that have deferred payment under a forbearance concession. On August 17, 2020, the NAIC adopted to extend this guidance to be applicable for the September 30, 2020 financial statements. As a result of this adoption, the revised expiration date is December 30, 2020. The adoption of this guidance did not have a material impact on the Company's financial statements.



**NOTES TO THE FINANCIAL STATEMENTS**

Interpretation No. 20-07, *Troubled Debt Restructuring of Certain Debt Investments Due to COVID -19*, which clarifies that this interpretation (i) does not provide exceptions to the recognition of a troubled debt restructuring for debt securities with modifications that result in non-insignificant concessions to the debtor that is experiencing financial difficulties; (ii) does not provide exceptions to the assessment or recognition of impairment for debt instruments; (iii) does not provide exceptions for troubled debt restructuring determination and impairment assessments for situations in which the reporting entity is a direct, active participant in negotiating debt instrument modifications, (iv) provides limited-time practical expedients in determining whether a modification is a concession under SSAP 36; (v) provides that debt security restructurings in response to COVID-19 that solely impact covenant requirements are not considered troubled debt restructurings; (vi) provides additional instructions in determining whether a modification that is not a troubled debt restructuring needs to be assessed as an exchange; and (vii) provides the Company the ability to present certain troubled debt restructurings to the domiciliary state regulator for a permitted practice exception. This guidance is only applicable for the period beginning on March 1, 2020 and ending on the earlier of December 31, 2020, or the date that is 60 days after the date on which the national emergency concerning COVID-19 terminates. The adoption of this guidance did not have an impact on the Company's financial statements.

On June 15, 2020 and July 22, 2020, the NAIC adopted and amended, respectively, Interpretation No. 20-08, *COVID-19 Premium Refunds, Limited-Time Exceptions, Rate Reductions and Policyholder Dividends* in response to the economic effects of the COVID-19 Pandemic. The guidance clarifies that (i) voluntary and jurisdiction-directed refunds that are not required by the policy term, are return of premiums and accounted for as an adjustment to premiums and provided a limited-time exception to allow for underwriting expense reporting for property & casualty line of businesses which met certain requirements. The limited-time exception also includes additional disclosure requirements; (ii) refunds in accordance with insurance policy terms should continue to follow existing guidance in SSAP 53, *Property & Casualty Contracts - Premiums*, SSAP 54R, *Individual and Group Accident and Health Contracts*, or SSAP 66, *Retrospective Rated Contracts*; (iii) offering rate reductions instead of premium refunds shall be recognized as immediate adjustments to premiums if it is on in-force business or reflect in the premium rate charged on future renewals; (iv) disclosures and reporting of policyholder dividends on property and casualty contracts are not impacted by this interpretation but provides additional guidance when dividends are issued in response to COVID-19 decreases in activity; and (v) disclosures on refunds, rate reductions and policyholder dividends because of decreased activity due to COVID-19 are disclosed as unusual and infrequent items in Note 21 Other Items - Section A, *Unusual or Infrequent Items*, in addition to any other existing disclosures relating to policyholder payments. This guidance will be nullified on January 1, 2021. The Company has complied with all required accounting and disclosure requirements. See Note 21A.

**3. Business Combinations and Goodwill**

No significant change.

**4. Discontinued Operations**

No significant change.

**5. Investments****A. Mortgage Loans, including Mezzanine Real Estate Loans**

- (1) The maximum and minimum interest rates for new mortgage loans funded or acquired during the nine months ended September 30, 2020 were:

	<u>Maximum</u>	<u>Minimum</u>
Farm loans	4.35%	2.60%
Commercial loans	2.85%	2.84%

- (2) Generally, the Company, as the lender, only loans up to 75% of the purchase price of the underlying real estate. From time to time, the Company may originate loans in excess of 75% of the purchase price of the underlying real estate, if underwriting risk is sufficiently within Company standards.

The maximum percentage of any one loan to the value of the underlying real estate at the time of the origination and originated during the period covering the nine months ended September 30, 2020 was: 63.8%

- (3) No significant change.



**NOTES TO THE FINANCIAL STATEMENTS**

(4) The Company's age analysis of mortgage loans and identification of mortgage loans in which the insurer is a participant or co-lender in a mortgage loan agreement, aggregated by type, was as follows:

	Residential			Commercial			Total
	Farm	Insured	All Other	Insured	All Other	Mezzanine	
a. September 30, 2020							
1. Recorded Investments (All)							
(a) Current	\$172,395,874	\$ —	\$ —	\$ —	\$219,594,430	\$ 427,988	\$392,418,292
(b) 30-59 days past due	\$ —	\$ —	\$ —	\$ —	\$ 5,537,391	\$ —	\$ 5,537,391
(c) 60-89 days past due	\$ —	\$ —	\$ —	\$ —	\$ —	\$ —	\$ —
(d) 90-179 days past due	\$ —	\$ —	\$ —	\$ —	\$ —	\$ —	\$ —
(e) 180+ days past due	\$ —	\$ —	\$ —	\$ —	\$ —	\$ —	\$ —
2. Accruing Interest 90-179 Days Past Due							
(a) Recorded investment	\$ —	\$ —	\$ —	\$ —	\$ —	\$ —	\$ —
(b) Interest accrued	\$ —	\$ —	\$ —	\$ —	\$ —	\$ —	\$ —
3. Accruing Interest 180+ Days Past Due							
(a) Recorded investment	\$ —	\$ —	\$ —	\$ —	\$ —	\$ —	\$ —
(b) Interest accrued	\$ —	\$ —	\$ —	\$ —	\$ —	\$ —	\$ —
4. Interest Reduced							
(a) Recorded investment	\$ 7,474,944	\$ —	\$ —	\$ —	\$ 52,405,080	\$ —	\$ 59,880,024
(b) Number of loans	5	—	—	—	12	—	17
(c) Percent reduced	1.3 %	— %	— %	— %	1.0 %	— %	1.0 %
5. Participant or Co-lender in a Mortgage Loan Agreement							
(a) Recorded investment	\$117,418,349	\$ —	\$ —	\$ —	\$225,131,821	\$ 427,988	\$342,978,158
b. December 31, 2019							
1. Recorded Investments (All)							
(a) Current	\$141,254,380	\$ —	\$ —	\$ —	\$207,828,811	\$ 427,646	\$349,510,837
(b) 30-59 days past due	\$ —	\$ —	\$ —	\$ —	\$ —	\$ —	\$ —
(c) 60-89 days past due	\$ —	\$ —	\$ —	\$ —	\$ —	\$ —	\$ —
(d) 90-179 days past due	\$ —	\$ —	\$ —	\$ —	\$ —	\$ —	\$ —
(e) 180+ days past due	\$ —	\$ —	\$ —	\$ —	\$ —	\$ —	\$ —
2. Accruing Interest 90-179 Days Past Due							
(a) Recorded investment	\$ —	\$ —	\$ —	\$ —	\$ —	\$ —	\$ —
(b) Interest accrued	\$ —	\$ —	\$ —	\$ —	\$ —	\$ —	\$ —
3. Accruing Interest 180+ Days Past Due							
(a) Recorded investment	\$ —	\$ —	\$ —	\$ —	\$ —	\$ —	\$ —
(b) Interest accrued	\$ —	\$ —	\$ —	\$ —	\$ —	\$ —	\$ —
4. Interest Reduced							
(a) Recorded investment	\$ 1,596,295	\$ —	\$ —	\$ —	\$ 48,195,290	\$ —	\$ 49,791,585
(b) Number of loans	1	—	—	—	12	—	13
(c) Percent reduced	2.5 %	— %	— %	— %	0.7 %	— %	0.7 %
5. Participant or Co-lender in a Mortgage Loan Agreement							
(a) Recorded investment	\$ 89,872,852	\$ —	\$ —	\$ —	\$207,828,811	\$ 427,646	\$298,129,309

**NOTES TO THE FINANCIAL STATEMENTS**

- (5) The Company's investment in impaired loans with or without allowance for credit losses and impaired loans subject to a participant or co-lender mortgage loan agreement for which the reporting entity is restricted from unilaterally foreclosing on the mortgage loan, were as follows:

	Farm	Residential		Commercial		Mezzanine	Total
		Insured	All Other	Insured	All Other		
a. September 30, 2020							
1. With allowance for credit losses	\$ —	\$ —	\$ —	\$ —	\$ —	\$ —	\$ —
2. No allowance for credit losses	—	—	—	—	5,537,391	—	5,537,391
3. Total (1+2)	<u>\$ —</u>	<u>\$ —</u>	<u>\$ —</u>	<u>\$ —</u>	<u>\$5,537,391</u>	<u>\$ —</u>	<u>\$5,537,391</u>
4. Subject to a participant or co-lender mortgage loan agreement for which the reporting entity is restricted from unilaterally foreclosing on the mortgage loan	\$ —	\$ —	\$ —	\$ —	\$ —	\$ —	\$ —
b. December 31, 2019							
1. With allowance for credit losses	\$ —	\$ —	\$ —	\$ —	\$ —	\$ —	\$ —
2. No allowance for credit losses	—	—	—	—	—	—	—
3. Total (1+2)	<u>\$ —</u>	<u>\$ —</u>	<u>\$ —</u>	<u>\$ —</u>	<u>\$ —</u>	<u>\$ —</u>	<u>\$ —</u>
4. Subject to a participant or co-lender mortgage loan agreement for which the reporting entity is restricted from unilaterally foreclosing on the mortgage loan	\$ —	\$ —	\$ —	\$ —	\$ —	\$ —	\$ —

- (6) The Company's investment in impaired and nonaccrual loans was as follows:

	Farm	Residential		Commercial		Mezzanine	Total
		Insured	All Other	Insured	All Other		
a. September 30, 2020							
1. Average recorded investment	\$ —	\$ —	\$ —	\$ —	\$1,384,348	\$ —	\$1,384,348
2. Interest income recognized	\$ —	\$ —	\$ —	\$ —	\$ 17,881	\$ —	\$ 17,881
3. Recorded investments on nonaccrual status <sup>(1)</sup>	\$ —	\$ —	\$ —	\$ —	\$5,537,391	\$ —	\$5,537,391
4. Amount of interest income recognized using a cash-basis method of accounting	\$ —	\$ —	\$ —	\$ —	\$ 17,881	\$ —	\$ 17,881
b. December 31, 2019							
1. Average recorded investment	\$ —	\$ —	\$ —	\$ —	\$ —	\$ —	\$ —
2. Interest income recognized	\$ —	\$ —	\$ —	\$ —	\$ —	\$ —	\$ —
3. Recorded investments on nonaccrual status <sup>(1)</sup>	\$ —	\$ —	\$ —	\$ —	\$ —	\$ —	\$ —
4. Amount of interest income recognized using a cash-basis method of accounting	\$ —	\$ —	\$ —	\$ —	\$ —	\$ —	\$ —

- (1) As of September 30, 2020, the recorded investment in impaired farm, residential and commercial mortgage loans which were in nonaccrual status was \$0, \$0 and \$5,537,391, respectively. As of December 31, 2019, the recorded investment in impaired farm, residential and commercial mortgage loans which were in nonaccrual status was \$0, \$0 and \$0, respectively.

- (7) The Company's allowance for credit losses, were as follows:

	2020	2019
a. Balance at beginning of period	\$ —	\$ —
b. Additions charged to operations	275,688	—
c. Direct write-downs charged against the allowances	—	—
d. Recoveries of amounts previously charged off	—	—
e. Balance at end of period	<u>\$ 275,688</u>	<u>\$ —</u>

(8-9) No significant change.

B-C. No significant change.

D. Loan-backed Securities

- (1) Prepayment assumptions were obtained from published broker dealer values and internal estimates.
- (2) a. The Company did not recognize any OTTI on the basis of the intent to sell during the nine months ended September 30, 2020.
- b. The Company did not recognize any OTTI on the basis of the inability or lack of intent to retain the investment in the security for a period of time sufficient to recover the amortized cost basis during the nine months ended September 30, 2020.

**NOTES TO THE FINANCIAL STATEMENTS**

- (3) As of September 30, 2020, the Company has not recognized any OTTI on its loan-backed securities based on cash flow analysis.
- (4) At September 30, 2020, the estimated fair value and gross unrealized losses for loan-backed securities, aggregated by length of time the securities have been in a continuous loss position were as follows:
- |   |    |             |
|---|----|-------------|
| a. The aggregate amount of unrealized losses:                             |    |             |
| 1. Less than 12 Months  | \$ | 4,315,096   |
| 2. 12 Months or Longer  | \$ | 7,047,581   |
| b. The aggregate related fair value of securities with unrealized losses: |    |             |
| 1. Less than 12 Months  | \$ | 259,615,014 |
| 2. 12 Months or Longer  | \$ | 163,967,057 |
- (5) The Company performs a regular evaluation, on a security-by-security basis, of its securities holdings in accordance with its OTTI policy in order to evaluate whether such investments are other than temporarily impaired. Management considers a wide range of factors about the security issuer and uses its best judgment in evaluating the cause of the decline in the estimated fair value of the security and in assessing the prospects for near-term recovery. Factors considered include fundamentals of the industry and geographic area in which the security issuer operates, as well as overall macroeconomic conditions. Projected future cash flows are estimated using assumptions derived from management's best estimates of likely scenario-based outcomes after giving consideration to a variety of variables that include, but are not limited to: (i) general payment terms of the security; (ii) the likelihood that the issuer can service the scheduled interest and principal payments; (iii) the quality and amount of any credit enhancements; (iv) the security's position within the capital structure of the issuer; (v) possible corporate restructurings or asset sales by the issuer; and (vi) changes to the rating of the security or the issuer by rating agencies. Additional considerations are made when assessing the unique features that apply to certain loan-backed securities including, but are not limited to: (i) the quality of underlying collateral; (ii) expected prepayment speeds; (iii) current and forecasted loss severity; (iv) consideration of the payment terms of the underlying assets backing the security; and (v) the payment priority within the tranche structure of the security. For loan-backed securities in an unrealized loss position as summarized in the immediately preceding table, the Company does not have the intent to sell the securities, believes it has the intent and ability to retain the security for a period of time sufficient to recover the carrying value of the security and based on the cash flow modeling and other considerations as described above, believes these securities are not other than temporarily impaired.

**E. Dollar Repurchase Agreements and/or Securities Lending Transactions**

(1-2) No significant change.

(3) Collateral received

The Company participates in a securities lending program as discussed in Note 17.

a. The aggregate amount of collateral received as of September 30, 2020, was as follows:

1. <u>Securities Lending</u>	<u>Fair Value</u>
Open <sup>(1)</sup>	\$ —
30 days or less	136,081,500
31 to 60 days	31,025,000
61 to 90 days	36,275,000
Greater than 90 days	—
Sub-Total	<u>\$ 203,381,500</u>
Securities received	—
Total collateral received	<u><u>\$ 203,381,500</u></u>

<sup>(1)</sup> The related loaned security could be returned to the Company on the next business day requiring the Company to immediately return the cash collateral.

2. The Company did not have any cash collateral received from dollar repurchase agreements.

b. As of September 30, 2020, the Company did not have collateral that was sold or replugged.

c. As the Company did not have collateral that was sold or replugged, as of September 30, 2020, there is no associated information about the sources and uses of that collateral.

(4) No significant change.

**NOTES TO THE FINANCIAL STATEMENTS**

## (5) Collateral Reinvestment

a. The aggregate amount of cash collateral reinvested as of September 30, 2020, was as follows:

1.	<b>Securities Lending</b>	<b>Amortized Cost</b>	<b>Fair Value</b>
	Open	\$ —	\$ —
	30 days or less	25,298,815	25,298,600
	31 to 60 days	—	—
	61 to 90 days	—	—
	91 to 120 days	—	—
	121 to 180 days	5,000,000	5,012,500
	181 to 365 days	8,868,417	8,868,417
	1 to 2 years	—	—
	2 to 3 years	30,783,079	31,265,118
	Greater than 3 years	133,207,312	135,978,870
	Sub-Total	<u>\$ 203,157,623</u>	<u>\$ 206,423,505</u>
	Securities received	—	—
	Total collateral reinvested*	<u>\$ 203,157,623</u>	<u>\$ 206,423,505</u>
	*Additional collateral reinvested		
	Common Stocks	\$ —	\$ —
	Preferred Stocks	—	—
	Mortgage Loans	—	—
	Derivatives	—	—
	Cash	55,862	55,862
	Payables, receivables and all other, net	423,212	423,212
	Total other	<u>\$ 479,074</u>	<u>\$ 479,074</u>
	Grand total reinvestment portfolio and security collateral	<u><u>\$ 203,636,697</u></u>	<u><u>\$ 206,902,579</u></u>

2. The Company did not have any cash collateral reinvested from dollar repurchase agreements.

b. The reinvestment portfolio acquired with cash collateral consisted principally of high quality, liquid, publicly-traded long term bonds, short term investments, cash equivalents, or held in cash. If the securities on loan or the reinvestment portfolio become less liquid, the Company has the liquidity resources of most of its general account available to meet any potential cash demands when securities are returned to the Company.

(6-7) No significant change.

## F. Repurchase Agreements Transactions Accounted for as Secured Borrowing

The Company did not have any repurchase agreement transactions accounted for as secured borrowings as of September 30, 2020.

## G. Reverse Repurchase Agreements Transactions Accounted for as Secured Borrowing

The Company did not have any reverse repurchase agreement transactions accounted for as secured borrowings as of September 30, 2020.

## H. Repurchase Agreements Transactions Accounted for as a Sale

The Company did not have any repurchase agreement transactions accounted for as a sale as of September 30, 2020.

## I. Reverse Repurchase Agreements Transactions Accounted for as a Sale

The Company did not have any reverse repurchase agreement transactions accounted for as a sale as of September 30, 2020.

## J. Real Estate

(1) No significant change.

(2) a. No significant change.

b. The Company had no gain/(loss) on real estate sales for the six months ended September 30, 2020. For the year ended December 31, 2019, the Company had gains of \$806,042 on real estate sales.

(3-5) No significant change.

## K. Investments in Low-Income Housing Tax Credits ("LIHTC")

No significant change.

## NOTES TO THE FINANCIAL STATEMENTS

### L. Restricted Assets

#### (1) Restricted Assets (Including Pledged)

Information on the Company's investment in restricted assets as of September 30, was as follows:

Restricted Asset Category	Gross Restricted										Percentage	
	2020					(6)	(7)	(8)	(9)	(10)	(11)	
	(1)	(2)	(3)	(4)	(5)							
Total General Account	General Account Supporting Separate Account Activity <sup>(a)</sup>	Total Separate Account Restricted Assets	Separate Account Assets Supporting General Account Activity <sup>(b)</sup>	2020 (1 plus 3)	December 31, 2019	Increase/Decrease (5 minus 6)	Total Non Admitted Restricted	Total Current Year Admitted Restricted	Gross Restricted to Total Assets	Admitted Restricted to Total Admitted Assets		
Subject to contractual obligation for which liability is not shown	\$ —	\$ —	\$ —	\$ —	\$ —	\$ —	\$ —	\$ —	\$ —	— %	— %	
Collateral held under security lending agreements	195,053,027	—	—	—	195,053,027	217,432,432	(22,379,405)	—	195,053,027	2.83	2.87	
Subject to repurchase agreements	—	—	—	—	—	—	—	—	—	—	—	
Subject to reverse repurchase agreements	—	—	—	—	—	—	—	—	—	—	—	
Subject to dollar repurchase agreements	—	—	—	—	—	—	—	—	—	—	—	
Subject to dollar reverse repurchase agreements	—	—	—	—	—	—	—	—	—	—	—	
Placed under option contracts	—	—	—	—	—	—	—	—	—	—	—	
Letter stock or securities restricted as to sale - excluding Federal Home Loan Bank ("FHLB") capital stock	—	—	—	—	—	—	—	—	—	—	—	
FHLB capital stock	32,963,900	—	—	—	32,963,900	32,963,900	—	—	32,963,900	0.48	0.49	
On deposit with states	4,910,558	—	—	—	4,910,558	4,757,068	153,490	—	4,910,558	0.07	0.07	
On deposit with other regulatory bodies	—	—	—	—	—	—	—	—	—	—	—	
Pledged collateral to FHLB (including assets backing funding agreements)	1,030,963,178	—	—	—	1,030,963,178	1,017,421,065	13,542,113	—	1,030,963,178	14.95	15.19	
Pledged as collateral not captured in other categories	3,422,035	—	—	—	3,422,035	2,133,740	1,288,295	—	3,422,035	0.05	0.05	
Other restricted assets	—	—	—	—	—	—	—	—	—	—	—	
<b>Total restricted assets</b>	<b>\$1,267,312,698</b>	<b>\$ —</b>	<b>\$ —</b>	<b>\$ —</b>	<b>\$1,267,312,698</b>	<b>\$1,274,708,205</b>	<b>\$ (7,395,507)</b>	<b>\$ —</b>	<b>\$1,267,312,698</b>	<b>18.38 %</b>	<b>18.67 %</b>	

(a) Subset of column 1.

(b) Subset of column 3.

#### (2) Details on the Company's assets pledged as collateral, not captured in other categories, as of September 30, were as follows:

Collateral Agreement	Gross Restricted							Percentage		
	2020					(6)	(7)	(8)	(9)	(10)
	(1)	(2)	(3)	(4)	(5)					
Total General Account	General Account Supporting Separate Account Activity <sup>(a)</sup>	Total Separate Account Restricted Assets	Separate Account Assets Supporting General Account Activity <sup>(b)</sup>	2020 (1 plus 3)	December 31, 2019	Increase/Decrease (5 minus 6)	Total Current Year Admitted Restricted	Gross Restricted to Total Assets	Admitted Restricted to Total Admitted Assets	
Derivative OTC Centrally Cleared - Securities Pledged	\$ 3,422,035	\$ —	\$ —	\$ —	\$ 3,422,035	\$ 2,133,740	\$ 1,288,295	\$ 3,422,035	0.05 %	0.05 %
<b>Total</b>	<b>\$ 3,422,035</b>	<b>\$ —</b>	<b>\$ —</b>	<b>\$ —</b>	<b>\$ 3,422,035</b>	<b>\$ 2,133,740</b>	<b>\$ 1,288,295</b>	<b>\$ 3,422,035</b>	<b>0.05 %</b>	<b>0.05 %</b>

(a) Subset of column 1.

(b) Subset of column 3.

(c) Cash collateral pledged for OTC Cleared is reported in aggregate write-ins for invested assets as cash collateral on derivatives.

#### (3-4) No significant change.

**NOTES TO THE FINANCIAL STATEMENTS****M. Working Capital Finance Investments**

The Company had no working capital finance investments as of September 30, 2020.

**N. Offsetting and Netting of Assets and Liabilities**

The Company had no assets and liabilities which are offset and reported net in accordance with a valid right to offset.

**O-P. No significant change.****Q. Prepayment Penalty and Acceleration Fees**

During the nine months ended September 30, 2020, the Company had securities sold, redeemed or otherwise disposed of as a result of a callable feature. The number of securities sold, disposed or otherwise redeemed and the aggregate amount of investment income generated as a result of a prepayment penalty and/or acceleration fees were as follows:

	<u>General Account</u>	<u>Protected Cell</u>
Number of CUSIPs	16	—
Aggregate Amount of Investment Income	\$ 1,572,958	\$ —

**6. Joint Ventures, Partnerships and Limited Liability Companies**

No significant change.

**7. Investment Income**

No significant change.

**8. Derivative Instruments****A. Derivative Instruments under SSAP No. 86, Derivatives**

As of September 30, 2020, there were no significant changes in the Company's derivative policy or investments other than those described below.

**Credit Risk**

The Company enters into various collateral arrangements, which may require both the pledging and accepting of collateral in connection with its derivatives.

The table below summarizes the collateral pledged by the Company in connection with its OTC derivatives at:

	<u>Cash <sup>(1)</sup></u>		<u>Securities <sup>(2)</sup></u>		<u>Total</u>	
	<u>September 30, 2020</u>	<u>December 31, 2019</u>	<u>September 30, 2020</u>	<u>December 31, 2019</u>	<u>September 30, 2020</u>	<u>December 31, 2019</u>
<b>Initial Margin:</b>						
OTC-cleared	\$ —	\$ —	\$ 3,422,035	\$ 2,133,740	\$ 3,422,035	\$ 2,133,740
<b>Variation Margin:</b>						
OTC-cleared	—	—	—	—	—	—
<b>Total OTC</b>	<u>\$ —</u>	<u>\$ —</u>	<u>\$ 3,422,035</u>	<u>\$ 2,133,740</u>	<u>\$ 3,422,035</u>	<u>\$ 2,133,740</u>

<sup>(1)</sup> Cash collateral pledged for OTC-cleared is reported in aggregate write-ins for invested assets as cash collateral pledged on derivatives.

<sup>(2)</sup> Securities pledged as collateral are reported in bonds. Subject to certain constraints, the counterparties are permitted by contract to sell or repledge this collateral.

The table below summarizes the collateral received by the Company in connection with its OTC derivatives at:

	<u>Cash <sup>(1)</sup></u>		<u>Securities <sup>(2)</sup></u>		<u>Total</u>	
	<u>September 30, 2020</u>	<u>December 31, 2019</u>	<u>September 30, 2020</u>	<u>December 31, 2019</u>	<u>September 30, 2020</u>	<u>December 31, 2019</u>
<b>Variation Margin:</b>						
OTC-bilateral	\$ 9,149,574	\$ 5,868,574	\$ —	\$ —	\$ 9,149,574	\$ 5,868,574
OTC-cleared	1,640,880	2,111,004	—	—	1,640,880	2,111,004
<b>Total OTC</b>	<u>\$ 10,790,454</u>	<u>\$ 7,979,578</u>	<u>\$ —</u>	<u>\$ —</u>	<u>\$ 10,790,454</u>	<u>\$ 7,979,578</u>

<sup>(1)</sup> Cash collateral received is reported in cash, cash equivalents and short-term investments and the obligation to return the collateral is reported in aggregate write-ins for liabilities as cash collateral received on derivatives.

<sup>(2)</sup> Securities collateral received is held in separate custodial accounts and is not reflected in the financial statements. These amounts are also reported in Note 16 because the securities are held off-balance sheet.

**NOTES TO THE FINANCIAL STATEMENTS****9. Income Taxes**

A-B. No significant change.

C. Current income taxes incurred consisted of the following major components:

	<u>September 30, 2020</u>	<u>December 31, 2019</u>
Current income tax:		
Federal	\$ 42,567,566	\$ 16,995,017
Foreign	—	—
Subtotal	42,567,566	16,995,017
Federal income tax on net capital gains/(losses)	1,140,397	(374,113)
Utilization of capital loss carryforwards	—	—
Other	—	—
Federal and foreign income taxes incurred	<u>\$ 43,707,963</u>	<u>\$ 16,620,904</u>

The changes in the main components of deferred income tax amounts were as follows:

	<u>September 30, 2020</u>	<u>December 31, 2019</u>	<u>Change</u>
Deferred tax assets ("DTAs"):			
Ordinary:			
Discounting of unpaid losses	\$ —	\$ —	\$ —
Unearned premium reserve	88,043,023	87,148,244	894,779
Policyholder reserves	—	—	—
Investments	—	—	—
Deferred acquisition costs	—	—	—
Policyholder dividends accrual	—	—	—
Fixed assets	—	—	—
Compensation and benefits accrual	—	—	—
Pension accrual	—	—	—
Receivables - nonadmitted	—	—	—
Net operating loss carryforward	—	—	—
Tax credit carryforwards	198,680	512,378	(313,698)
Other (including items <5% of total ordinary tax assets)	52,886	139,176	(86,290)
Employee benefits	3,655,190	4,905,153	(1,249,963)
Litigation reserves	1,006,950	609,000	397,950
Nonadmitted assets	22,136,264	19,301,346	2,834,918
Subtotal	115,092,993	112,615,297	2,477,696
Statutory valuation allowance adjustment	—	—	—
Nonadmitted	—	—	—
Admitted ordinary DTAs	115,092,993	112,615,297	2,477,696
Capital:			
Investments	5,682,204	2,052,306	3,629,898
Net capital loss carryforward	—	—	—
Real estate	—	—	—
Other (including items <5% of total capital tax assets)	—	—	—
Subtotal	5,682,204	2,052,306	3,629,898
Statutory valuation allowance adjustment	—	—	—
Nonadmitted	(5,682,204)	(2,052,306)	(3,629,898)
Admitted capital DTAs	—	—	—
Admitted DTAs	<u>\$ 115,092,993</u>	<u>\$ 112,615,297</u>	<u>\$ 2,477,696</u>

Deferred tax liabilities ("DTLs"):

Ordinary:			
Investments	\$ (12,095,519)	\$ (9,773,302)	\$ (2,322,217)
Fixed assets	(4,446,319)	(2,333,203)	(2,113,116)
Deferred and uncollected premiums	—	—	—
Policyholder reserves	—	—	—
Other (including items <5% of total ordinary tax liabilities)	—	—	—
Subtotal	(16,541,838)	(12,106,505)	(4,435,333)



**NOTES TO THE FINANCIAL STATEMENTS**

	September 30, 2020	December 31, 2019	Change
Capital			
Investments	—	—	—
Real estate	—	—	—
Other (including items <5% of total capital tax liabilities)	—	—	—
Subtotal	—	—	—
DTLs	<u>\$ (16,541,838)</u>	<u>\$ (12,106,505)</u>	<u>\$ (4,435,333)</u>
Net DTAs/(DTLs)	<u>\$ 98,551,155</u>	<u>\$ 100,508,792</u>	<u>\$ (1,957,637)</u>
		Change in nonadmitted DTAs	3,629,898
		Tax effect of unrealized gains (losses)	175,600
		Change in net DTAs	<u>\$ 1,847,861</u>

- D. The provision for Federal and foreign income taxes incurred is different from that which would be obtained by applying the statutory Federal income tax rate to net gain (loss) from operations after dividends to policyholders and before Federal income tax. The significant items causing the difference were as follows:

	September 30, 2020
Net income, before net realized capital gains (losses), after dividends to policyholders and before all other Federal and foreign income taxes @ 21%	\$ 70,966,320
Net realized capital gains (losses) @ 21%	(2,569,456)
Tax effect of:	
Prior years adjustments and accruals	\$ 218,044
Nondeductible expenses	61,428
Meals and entertainment	39,438
Penalties	2,355
Tax credits	(42,996)
Change in nonadmitted assets	(2,834,919)
Tax exempt income	(7,825,410)
Dividend received deduction	(16,154,702)
Total statutory income taxes (benefit)	<u>\$ 41,860,102</u>
Federal and foreign income taxes incurred including tax on realized capital gains	\$ 43,707,963
Change in net DTAs	(1,847,861)
Total statutory income taxes (benefit)	<u>\$ 41,860,102</u>

- E-H. No significant change.

- I. Alternative Minimum Tax Credit

The Company's recognized amount of Alternative Minimum Tax ("AMT") Credit was as follows:

	September 30, 2020
(1) Gross AMT Credit Recognized as:	
a. Current year recoverable	\$ 312,475
b. DTAs	\$ 195,828
(2) Beginning Balance of AMT Credit Carryforward	\$ 508,303
(3) Amounts Recovered	312,475
(4) Adjustments	—
Ending Balance of AMT Credit Carryforward	
(5) (5=2-3-4)	195,828
(6) Reduction for Sequestration	—
(7) Nonadmitted by Reporting Entity	—
(8) Reporting Entity Ending Balance (8=5-6-7)	<u>\$ 195,828</u>

**10. Information Concerning Parents, Subsidiaries, Affiliates and Other Related Parties**

- A-C. The Company paid extraordinary dividends to MetLife, Inc. ("MetLife") of \$250,000,000 \$230,000,000, and \$200,000,000 in the form of cash on May 22, 2020, November 22, 2019, and December 13, 2019, respectively.

---

## NOTES TO THE FINANCIAL STATEMENTS

---

The Company paid extraordinary preferred stock dividends to MetLife Credit Corp. ("MLCC") of \$4,290,312 and \$10,678,292 in the form of cash during 2020 and 2019, respectively.

On May 20, 2020, the Company received extraordinary cash dividends from its subsidiaries, Metropolitan Group Property and Casualty Insurance Company ("MGPC"), Economy Fire & Casualty Company ("EFAC") and Metropolitan General Insurance Company ("MGEN") of \$50,000,000, \$5,104,021 and \$3,105,566, respectively, as well as extraordinary dividends in the form of bonds from EFAC and MGEN of \$14,895,979 and \$1,894,434, respectively. The bonds received from EFAC and MGEN had an estimated fair value of \$16,790,413, including accrued interest of \$91,772.

On November 18, 2019, the Company received extraordinary cash dividends from MGPC and EFAC of \$34,630,481 and \$16,563,687, respectively, as well as extraordinary dividends in the form of bonds from MGPC and EFAC of \$65,369,519 and \$33,436,313, respectively. The bonds received from MGPC and EFAC had an estimated fair value of \$98,805,832, including accrued interest of \$1,220,808.

- D. The Company has receivables and payables with affiliates for services necessary to conduct its business. Receivables expected to be settled within 90 days are admitted. Receivables from affiliates totaled \$32,571,232 and \$30,682,567 at September 30, 2020 and December 31, 2019, respectively, of which \$1,534,265 and \$451,937 were nonadmitted. Payables to affiliates totaled \$31,516,138 and \$40,164,895 at September 30, 2020 and December 31, 2019, respectively.

E-O. No significant change.

### **11. Debt**

#### **A. Debt**

- (1-6) During 2020 and 2019, the Company issued short-term advances associated with FHLB of Boston agreements with stated maturity dates in 2021 and 2020. At September 30, 2020, the Company had \$800,000,000 of short-term debt outstanding, plus accrued interest of \$240,611, with issue dates in 2019 and 2020 and stated maturity dates in 2020 and 2021. Interest was paid monthly between 0.38% and 2.12% per annum. The debt is required to be collateralized by assets in the general account of the Company with a fair value at least equal to the outstanding principal.
- (7) At September 30, 2020, securities with a carrying value of \$1,030,963,178 and a fair value of \$1,103,487,494 served as collateral for this borrowing.
- (8) Interest paid during 2020 on short-term advances was \$7,556,535.
- (9) The Company had no significant debt terms, covenants or any violations of the above debt.
- (10) The Company had no sinking fund requirements for each of the 5 years subsequent to September 30, 2020.
- (11) None of the debt was considered to be extinguished by in-substance defeasance prior to the effective date of this statement.
- (12) The Company had no reverse repurchase agreements.

#### **B. Federal Home Loan Bank Agreements**

- (1) The Company is a member of the FHLB of Boston. Through its membership, the Company has conducted business activity (borrowings) with the FHLB. It is part of the Company's strategy to utilize these funds as a source of contingent liquidity as well as for spread margin businesses. The Company has determined the actual or estimated maximum borrowing capacity as \$3,392,711,682. The Company calculated this amount in accordance with RI regulatory and or FHLB specific borrowing limits.

**NOTES TO THE FINANCIAL STATEMENTS**

## (2) FHLB Capital Stock

a. The Company's aggregate total for FHLB capital stock was as follows at:

	September 30, 2020		
	Total	General Account	Separate Account
Membership stock - Class A	\$ —	\$ —	\$ —
Membership stock - Class B	963,900	963,900	—
Activity stock	32,000,000	32,000,000	—
Excess stock	—	—	—
Aggregate total	<u>\$ 32,963,900</u>	<u>\$ 32,963,900</u>	<u>\$ —</u>
Actual or estimated borrowing capacity as determined by the insurer	\$ 3,392,711,682	\$ 3,392,711,682	—

	December 31, 2019		
	Total	General Account	Separate Account
Membership stock - Class A	\$ —	\$ —	\$ —
Membership stock - Class B	963,900	963,900	—
Activity stock	32,000,000	32,000,000	—
Excess stock	—	—	—
Aggregate total	<u>\$ 32,963,900</u>	<u>\$ 32,963,900</u>	<u>\$ —</u>
Actual or estimated borrowing capacity as determined by the insurer	\$ 3,385,585,272	\$ 3,385,585,272	—

b. The Company's membership stock (Class A and B) eligible for redemption at September 30, 2020 was as follows:

	Total	Not Eligible for Redemption	Less Than 6 Months	6 Months to Less Than 1 Year	1 to Less Than 3 Years	3 to 5 Years
Membership stock						
Class A	\$ —	\$ —	\$ —	\$ —	\$ —	\$ —
Class B	\$ 963,900	\$ 963,900	\$ —	\$ —	\$ —	\$ —

(3) The Company's collateral pledged to FHLB was as follows:

a. Amount pledged as of:

	September 30, 2020		
	Fair Value	Carrying Value	Aggregate Total Borrowing
1. Total collateral pledged - Total General and Separate Accounts	\$ 1,103,487,494	\$ 1,030,963,178	\$ 800,000,000
2. Total collateral pledged - General Account	\$ 1,103,487,494	\$ 1,030,963,178	\$ 800,000,000
3. Total collateral pledged - Separate Account	\$ —	\$ —	\$ —
	<b>December 31, 2019</b>		
4. Total collateral pledged - Total General and Separate Accounts	\$ 1,082,707,845	\$ 1,017,421,065	\$ 800,000,000

**NOTES TO THE FINANCIAL STATEMENTS**

b. Maximum amount pledged during the reporting period ended:

	September 30, 2020		
	Fair Value	Carrying Value	Amount Borrowed at Time of Maximum Collateral
1. Maximum collateral pledged - Total General and Separate Accounts	\$ 1,139,242,917	\$ 1,070,082,205	\$ 800,000,000
2. Maximum collateral pledged - General Account	\$ 1,139,242,917	\$ 1,070,082,205	\$ 800,000,000
3. Maximum collateral pledged - Separate Account	\$ —	\$ —	\$ —
	December 31, 2019		
4. Maximum collateral pledged - Total General and Separate Accounts	\$ 1,192,373,445	\$ 1,121,711,359	\$ 800,000,000

(4) The Company's borrowing from FHLB was as follows:

a. Amount borrowed as of:

	September 30, 2020			
	Total	General Account	Separate Account	Funding Agreements Reserves Established
Debt	\$ 800,000,000	\$ 800,000,000	—	—
Funding agreements	—	—	—	—
Other	—	—	—	—
Aggregate total	<u>\$ 800,000,000</u>	<u>\$ 800,000,000</u>	<u>\$ —</u>	<u>\$ —</u>

	December 31, 2019			
	Total	General Account	Separate Account	Funding Agreements Reserves Established
Debt	\$ 800,000,000	\$ 800,000,000	—	—
Funding agreements	—	—	—	—
Other	—	—	—	—
Aggregate total	<u>\$ 800,000,000</u>	<u>\$ 800,000,000</u>	<u>\$ —</u>	<u>\$ —</u>

b. Maximum amount borrowed during the reporting period ended:

	September 30, 2020		
	Total	General Account	Separate Account
Debt	\$ 800,000,000	\$ 800,000,000	\$ —
Funding agreements	—	—	—
Other	—	—	—
Aggregate total	<u>\$ 800,000,000</u>	<u>\$ 800,000,000</u>	<u>\$ —</u>

c. FHLB - Prepayment Obligations:

	Does the company have prepayment obligations under the following arrangement (yes/no)?
Debt	No
Funding agreements	—
Other	—

**12. Retirement Plans, Deferred Compensation, Postemployment Benefits and Compensated Absences and Other Postretirement Benefit Plans**

A. Defined Benefit Plan

As of September 30, 2020, the Company did not sponsor a defined benefit plan.

B-I. No significant change.

**NOTES TO THE FINANCIAL STATEMENTS****13. Capital and Surplus, Shareholder's Dividend Restrictions and Quasi Reorganizations**

(1-3) No significant change.

- (4) The Company paid extraordinary dividends to MetLife of \$250,000,000, \$230,000,000, and \$200,000,000 in the form of cash on May 22, 2020, November 22, 2019, and December 13, 2019 respectively.

The Company paid extraordinary preferred stock dividends to MLCC of \$5,460,460 and \$10,678,292 during 2020 and 2019, respectively.

(5-9) No significant change.

- (10) The portion of unassigned funds (surplus) represented by cumulative unrealized gains (losses) was \$26,069,876 at September 30, 2020.

(11-13) No significant change.

**14. Liabilities, Contingencies and Assessments**

A. No significant change.

B. Assessments

- (1) On October 3, 2001, the Commonwealth Court of Pennsylvania issued an order placing Reliance Insurance Company ("Reliance") in liquidation. The order was issued after the Pennsylvania Department of Insurance recommended liquidation of the company, which had been in rehabilitation by the Pennsylvania insurance commissioner since May 29, 2001. Reliance provided property and casualty insurance in all 50 states, the District of Columbia, Puerto Rico, the U.S. Virgin Islands, American Samoa and Guam. As of October 3, 2001, the property and casualty insurance guaranty associations in the states where Reliance was licensed to do business have assumed responsibility for their policies.

As of September 30, 2020, the Company had no liability for retrospective premium-based guaranty fund assessments and a \$1,755,048 asset for the related premium tax offset. As of December 31, 2019, the Company had a \$1,478,943 liability for retrospective premium-based guaranty fund assessments and a \$3,858,732 asset for the related premium tax offset. The periods over which the guaranty fund assessments are expected to be paid and the related premium tax offsets are expected to be realized are unknown at this time.

The change in the guaranty asset balance summarized below reflects estimated 2020 premium tax offsets used and revised estimated premium tax offsets for accrued liabilities.

<b>Assets Recognized from Paid and Accrued Premium Tax Offsets</b>		
(2) a.	Balance as of December 31, 2019	\$ 3,858,732
b.	Decreases current year:	
	Premium tax offset - applied Other	1,035,645
	Est. premium tax offset - Reliance	1,068,039
c.	Increases current year:	—
d.	Balance as of September 30, 2020	<u>\$ 1,755,048</u>

(3) No significant change.

C-F. No significant change.

G. All Other Contingencies

Uncollectible Premium Receivables

In response to regulators, the Company has temporarily extended the grace period for the payment of premiums or offered alternative payment arrangements in light of current economic conditions (See Note 1B). Based upon Company experience, the amount of premiums and other accounts receivable that may become uncollectible and result in a potential loss is not material to the Company's financial condition.

Litigation

In *Montez v Perez*, the Company anticipates a California bad faith suit from its alleged failure to promptly respond to a claimants' settlement demand. The Company will vigorously defend the underlying claim against its insured and any subsequent bad faith suit.

Various litigation, claims and assessments against the Company, in addition to those discussed above and those otherwise provided for in the Company's financial statements, have arisen in the course of the Company's business, including, but not limited to, in connection with its activities as an insurer, employer, investor or taxpayer. Further, state insurance regulatory and other federal and state authorities regularly make inquiries and conduct investigations concerning the Company's compliance with applicable insurance and other laws and regulations.

**NOTES TO THE FINANCIAL STATEMENTS**

On a quarterly and annual basis, management reviews relevant information with respect to liabilities for litigation, regulatory investigations and litigation-related contingencies to be reflected in the Company's financial statements. Liabilities are established when it is probable that a loss has been incurred and the amount of the loss can be reasonably estimated.

It is not possible to predict the ultimate outcome of all pending investigations and legal proceedings. In some of the matters, large and/or indeterminate amounts, including punitive and treble damages, may be sought. Although, in light of these considerations, it is possible that an adverse outcome in certain cases could have a material effect upon the Company's financial position, based on information currently known by the Company's management, in its opinion, the outcomes of pending investigations and legal proceedings are not likely to have such an effect. However, given the large and/or indeterminate amounts that may be sought in certain of these matters and the inherent unpredictability of litigation, it is possible that an adverse outcome in certain matters could, from time to time, have a material effect on the Company's net income or cash flows in any particular period.

**15. Leases**

No significant change.

**16. Information about Financial Instruments with Off-Balance Sheet Risk and Financial Instruments with Concentrations of Credit Risk**

- (1) The table below summarizes the notional amount of the Company's financial instruments (derivatives that are designated as effective hedging instruments) with off-balance sheet credit risk:

	Assets		Liabilities	
	September 30, 2020	December 31, 2019	September 30, 2020	December 31, 2019
Swaps	\$ 55,541,331	\$ 90,550,100	\$ 11,900,040	\$ 25,205,271
Futures	—	—	—	—
Options	—	—	—	—
Total	<u>\$ 55,541,331</u>	<u>\$ 90,550,100</u>	<u>\$ 11,900,040</u>	<u>\$ 25,205,271</u>

- (2) See Note 8 for a description of the nature and terms of the Company's derivatives, including market risks, cash requirements and related accounting policy.
- (3) The Company may be exposed to credit-related losses in the event of nonperformance by counterparties to derivatives. Generally, the current credit exposure of the Company's derivatives is limited to the net positive estimated fair value of derivatives at the reporting date after taking into consideration the existence of master netting or similar agreements and any collateral received pursuant to such agreements.

The Company manages its credit risk related to derivatives by entering into transactions with creditworthy counterparties and establishing and monitoring exposure limits. The Company's OTC derivative transactions are governed by International Swaps and Derivatives Association, Inc. ("ISDA") Master Agreements which provide for legally enforceable set-off and close-out netting of exposures to specific counterparties in the event of early termination of a transaction, which includes, but is not limited to, events of default and bankruptcy. In the event of an early termination, the Company is permitted to set-off receivables from the counterparty against payables to the same counterparty arising out of all included transactions. Substantially all of the Company's ISDA Master Agreements also include Credit Support Annex provisions which may require both the pledging and accepting of collateral in connection with its OTC derivatives.

Off-balance sheet credit exposure is the excess of positive estimated fair value over positive book/adjusted carrying value for the Company's highly effective hedges at the reporting date. All collateral received from counterparties to mitigate credit-related losses is deemed worthless for the purpose of calculating the Company's off-balance sheet credit exposure. The off-balance sheet credit exposure of the Company's swaps was \$3,275,407 and \$851,557 at September 30, 2020 and December 31, 2019, respectively.

- (4) At September 30, 2020 and December 31, 2019, the Company held no off-balance sheet collateral on its OTC-bilateral derivatives.

**17. Sale, Transfer and Servicing of Financial Assets and Extinguishments of Liabilities**

- A. Transfers of Receivables Reported as Sales

No significant change.

- B. Transfer and Servicing of Financial Assets

- (1) The Company enters into securities lending transactions, whereby blocks of securities, which are included in invested assets, are loaned to third parties, primarily brokerage firms and commercial banks. Securities lending transactions are treated as financing arrangements and the associated liability is recorded as the amount of the cash received. The Company obtains collateral at the inception of the loan, usually cash, in an amount generally equal to 102% of the estimated fair value of the securities loaned, and maintains it at a level greater than or equal to 100% for the duration of the loan. Securities loaned under such transactions may be sold or re-pledged by the

## **NOTES TO THE FINANCIAL STATEMENTS**

---

transferee. The Company is liable to return to the counterparties the cash collateral received. Security collateral on deposit from counterparties in connection with securities lending transactions may not be sold or re-pledged, unless the counterparty is in default, and is not reflected in the accompanying Statutory Statements of Admitted Assets, Liabilities and Capital and Surplus. The Company monitors the ratio of the collateral held to the estimated fair value of the securities loaned on a daily basis and additional collateral is obtained as necessary throughout the duration of the loan.

Securities with a cost or amortized cost of \$195,053,027 and an estimated fair value of \$197,998,754 were on loan under the program at September 30, 2020. The Company was liable for cash collateral under its control of \$203,381,500 at September 30, 2020.

The Company does not hold any security collateral over which it does not have exclusive control at September 30, 2020.

The Company does not have collateral for securities lending that extends beyond one year from September 30, 2020.

(2-3) The Company did not have any servicing assets or servicing liabilities during the nine months ended September 30, 2020.

(4) The Company did not have securitizations asset-backed financing arrangements, and similar transfers accounted for as sales where the Company has continued involvement with the transferred financial assets.

(5-7) No significant change.

### **C. Wash Sales**

(1) In the course of the Company's asset management, securities are not sold and reacquired within 30 days of the sale date to enhance the Company's yield on its investment portfolio. There may be occasional isolated incidents where wash sales occur.

(2) The Company had no wash sales with an NAIC designation 3 or below or unrated securities during the nine months ended September 30, 2020.

### **18. Gain or Loss to the Reporting Entity from Uninsured Plans and the Uninsured Portion of Partially Insured Plans**

No significant change.

### **19. Direct Premium Written/Produced by Managing General Agents/Third Party Administrators**

No significant change.



**NOTES TO THE FINANCIAL STATEMENTS****20. Fair Value Measurement**

- A. (1) Assets and Liabilities Measured and Reported at Estimated Fair Value or net asset value (“NAV”) at Reporting Date

**Hierarchy Table**

The following table provides information about financial assets and liabilities measured and reported at estimated fair value or NAV at:

	September 30, 2020				
	Fair Value Measurements at Reporting Date Using				
	Level 1	Level 2	Level 3	NAV	Total
<b>Assets</b>					
Bonds:					
Industrial & Miscellaneous	\$ —	\$ 72,449,622	\$ 14,631,571	\$ —	\$ 87,081,193
Unaffiliated Bank Loans	—	51,561,706	7,531,199	—	59,092,905
Total bonds	—	124,011,328	22,162,770	—	146,174,098
Perpetual preferred stocks:					
Industrial & Miscellaneous	—	32,943,000	379,790	—	33,322,790
Common stocks:					
Industrial & Miscellaneous <sup>(1)</sup>	17,251,968	32,963,900	7,123	—	50,222,991
Derivative assets: <sup>(2)</sup>					
Foreign currency exchange rate	—	1,022,250	—	—	1,022,250
Total assets	<u>\$ 17,251,968</u>	<u>\$ 190,940,478</u>	<u>\$ 22,549,683</u>	<u>\$ —</u>	<u>\$ 230,742,129</u>
<b>Liabilities</b>					
Derivative liabilities: <sup>(2)</sup>					
Foreign currency exchange rate	\$ —	\$ 188,358	\$ —	\$ —	\$ 188,358
Total liabilities	<u>\$ —</u>	<u>\$ 188,358</u>	<u>\$ —</u>	<u>\$ —</u>	<u>\$ 188,358</u>

<sup>(1)</sup> Common stocks as presented in the table above may differ from the amounts presented in the Statutory Statements of Assets, Liabilities, Surplus and Other Funds because certain of these investments are not measured at estimated fair value (e.g., affiliated common stocks carried at underlying equity, etc.).

<sup>(2)</sup> Derivative assets and derivative liabilities presented in the table above represent only those derivatives that are carried at estimated fair value. Accordingly, the amounts above exclude derivatives carried at amortized cost, which include highly effective derivatives and replication synthetic asset transactions.

- (2) Assets and Liabilities Measured and Reported at Estimated Fair Value at Reporting Date

**Rollforward Table - Level 3 Assets and Liabilities**

A rollforward of the estimated fair value measurements for all assets and liabilities measured and reported at estimated fair value using significant unobservable (Level 3) inputs for their respective time periods was as follows:

	Estimated Fair Value Measurements in Level 3 of the Fair Value Hierarchy									
	Balance, June 30, 2020	Transfer into Level 3 <sup>(1)</sup>	Transfer out of Level 3 <sup>(1)</sup>	Total Gains and Losses included in Net Income <sup>(2)</sup>	Total Gains and Losses included in Capital and Surplus	Purchases <sup>(3)</sup>	Sales <sup>(3)</sup>	Issuances <sup>(3)</sup>	Settlements <sup>(3)</sup>	Balance, September 30, 2020
<b>Assets</b>										
Bonds - Industrial & miscellaneous	\$13,614,935	\$1,488,506	\$ —	\$ (157,815)	\$ 194,049	\$ —	\$ (508,104)	\$ —	\$ —	\$14,631,571
Bonds - Unaffiliated Bank Loans	3,838,319	3,630,886	(1,550,999)	(28,730)	(9,939)	1,828,345	(176,683)	—	—	7,531,199
Perpetual preferred stocks - Industrial & miscellaneous	40,921,790	—	(30,018,000)	776,726	(524,000)	—	(10,776,726)	—	—	379,790
Common stocks - Industrial & miscellaneous	7,123	—	—	—	—	—	—	—	—	7,123
Total	<u>\$58,382,167</u>	<u>\$5,119,392</u>	<u>\$(31,568,999)</u>	<u>\$ 590,181</u>	<u>\$ (339,890)</u>	<u>\$ 1,828,345</u>	<u>\$ (11,461,513)</u>	<u>\$ —</u>	<u>\$ —</u>	<u>\$22,549,683</u>

<sup>(1)</sup> Bonds that were measured at estimated fair value at the beginning of the period, but were measured at amortized cost at the end of the period, as amortized cost was less than estimated fair value at the end of the period - are reported within transfer out of Level 3 column in the amount of \$722,442. Bonds that were measured at amortized cost at the beginning of the period, but were measured at estimated fair value at the end of the period, as estimated fair value was less than amortized cost at the end of the period - are reported within transfer into Level 3 column in the amount of \$1,691,461

<sup>(2)</sup> Interest and dividend accruals, as well as cash interest coupons and dividends received, are excluded from the rollforward.

<sup>(3)</sup> The amount reported within purchases, sales, issuances and settlements is the purchase/issuance price (for purchases and issuances) and the sales/settlement proceeds (for sales and settlements) based upon the actual date purchased/issued or sold/settled.

**Transfers between Levels**

Overall, transfers between levels occur when there are changes in the observability of inputs and market activity.

---

## NOTES TO THE FINANCIAL STATEMENTS

---

### Transfers into or out of Level 3

Transfers into or out of Level 3 are presented in the table above. Assets and liabilities are transferred into Level 3 when a significant input cannot be corroborated with market observable data. This occurs when market activity decreases significantly and underlying inputs cannot be observed, current prices are not available and/or when there are significant variances in quoted prices, thereby affecting transparency. Assets and liabilities are transferred out of Level 3 when circumstances change such that a significant input can be corroborated with market observable data. This may be due to a significant increase in market activity, a specific event, or one or more significant input(s) becoming observable.

During the quarter ended September 30, 2020, transfers into Level 3, for bonds of \$3,427,931 resulted primarily from current market conditions characterized by a lack of trading activity and decreased liquidity. These current market conditions have resulted in decreased transparency of valuations and an increased use of broker quotations and unobservable inputs to determine estimated fair value.

During the quarter ended September 30, 2020, transfers out of Level 3 for bonds of \$828,557 and for preferred stocks of \$30,018,000 resulted primarily from increased transparency of: (i) new issuances which, subsequent to issuance and establishment of trading activity, became priced by pricing services and (ii) existing issuances for which the Company, over time, was able to corroborate with pricing received from independent pricing services with observable inputs or increases in market activity.

### (3) Assets and Liabilities Measured and Reported at Estimated Fair Value at Reporting Date

#### Valuation Techniques and Inputs for Level 2 and Level 3 Assets and Liabilities by Major Classes of Assets and Liabilities:

When developing estimated fair values, the Company considers two broad valuation techniques: (i) the market approach and (ii) the income approach. The Company determines the most appropriate valuation technique to use, given what is being measured and the availability of sufficient inputs, giving priority to observable inputs.

The Company categorizes its financial assets and liabilities into a three-level hierarchy, based on the significant input with the lowest level in their valuation. The input levels are as follows. Level 1 - Unadjusted quoted prices in active markets for identical assets or liabilities. The Company defines active markets based on average trading volume for common stock. The size of the bid/ask spread is used as an indicator of market activity for bonds. Level 2 - Quoted prices in markets that are not active or inputs that are observable either directly or indirectly. These inputs can include quoted prices for similar but not identical assets or liabilities other than quoted prices in Level 1, quoted prices in markets that are not active, or other significant inputs that are observable or can be derived principally from or corroborated by observable market data for substantially the full term of the assets or liabilities. Level 3 - Unobservable inputs that are supported by little or no market activity and are significant to the determination of estimated fair value of the assets and liabilities. Unobservable inputs reflect the reporting entity's own assumptions about the assumptions that market participants would use in pricing the asset or liability.

The valuation of most instruments listed below are determined using independent pricing sources, matrix pricing, discounted cash flow methodologies or other similar techniques that use either observable market inputs or unobservable inputs.

**NOTES TO THE FINANCIAL STATEMENTS**

Instrument	Level 2 Observable Inputs	Level 3 Unobservable Inputs
<b>Bonds</b>		
<b>U.S. corporate and Foreign corporate securities - included within Industrial &amp; Miscellaneous and Unaffiliated Bank Loans</b>		
	Valuation Techniques: Principally the market and income approaches. Key Inputs: <ul style="list-style-type: none"> <li>• quoted prices in markets that are not active</li> <li>• benchmark yields; spreads off benchmark yields; new issuances; issuer rating</li> <li>• trades of identical or comparable securities; duration</li> <li>• privately-placed securities are valued using the additional key inputs:               <ul style="list-style-type: none"> <li>• market yield curve; call provisions</li> <li>• observable prices and spreads for similar public or private securities that incorporate the credit quality and industry sector of the issuer</li> <li>• delta spread adjustments to reflect specific credit-related issues</li> </ul> </li> </ul>	Valuation Techniques: Principally the market approach. Key Inputs: <ul style="list-style-type: none"> <li>• illiquidity premium</li> <li>• delta spread adjustments to reflect specific credit-related issues</li> <li>• credit spreads</li> <li>• quoted prices in markets that are not active for identical or similar securities that are less liquid and based on lower levels of trading activity than securities classified in Level 2</li> <li>• independent non-binding broker quotations</li> </ul>
<b>Loan-backed securities - included within Industrial &amp; Miscellaneous</b>		
	<ul style="list-style-type: none"> <li>• not applicable</li> </ul>	Valuation Techniques: Principally the market and income approaches. Key Inputs: <ul style="list-style-type: none"> <li>• credit spreads</li> <li>• quoted prices in markets that are not active for identical or similar securities that are less liquid and based on lower levels of trading activity than securities classified in Level 2</li> <li>• independent non-binding broker quotations</li> </ul>
<b>Common and preferred stocks</b>		
	Valuation Techniques: Principally the market approach Key Input: <ul style="list-style-type: none"> <li>• quoted prices in markets that are not active</li> </ul>	Valuation Techniques: Principally the market and income approaches. Key Inputs: <ul style="list-style-type: none"> <li>• credit ratings; issuance structures</li> <li>• quoted prices in markets that are not active for identical or similar securities that are less liquid and based on lower levels of trading activity than securities classified in Level 2</li> <li>• independent non-binding broker quotations</li> </ul>
<b>Derivatives <sup>(1)</sup></b>		
<b>Foreign currency exchange rate</b>		
	Valuation Techniques: Principally the income approach Key Inputs: <ul style="list-style-type: none"> <li>• swap yield curves</li> <li>• basis curves</li> <li>• currency spot rates</li> <li>• cross currency basis curves</li> </ul>	<ul style="list-style-type: none"> <li>• not applicable</li> </ul>

<sup>(1)</sup> Valuations of non-option-based derivatives utilize present value techniques, whereas valuations of option-based derivatives utilize option pricing models.

B. The Company provides additional fair value information in Notes 5, 11, 17 and 21.

**NOTES TO THE FINANCIAL STATEMENTS**

## C. Estimated Fair Value of All Financial Instruments

Information related to the aggregate fair value of financial instruments is shown below at:

September 30, 2020							
	Aggregate Fair Value	Admitted Value	Level 1	Level 2	Level 3	NAV	Not Practicable (Carrying Value)
<b>Assets</b>							
Bonds	\$3,613,874,102	\$3,400,569,889	\$195,701,757	\$3,239,467,619	\$178,704,726	\$ —	\$ —
Preferred stocks	39,222,790	39,222,790	—	38,843,000	379,790	—	—
Common stock - unaffiliated	50,222,991	50,222,991	17,251,968	32,963,900	7,123	—	—
Mortgage loans	414,901,551	397,679,995	—	—	414,901,551	—	—
Cash, cash equivalents and short-term investments	(81,453,217)	(81,458,420)	(82,458,769)	1,005,552	—	—	—
Derivative assets <sup>(1)</sup>	9,476,085	7,090,828	—	9,476,085	—	—	—
Investment income due and accrued	34,111,705	34,111,705	—	34,111,705	—	—	—
Receivables for investments other than securities	66,208	66,208	—	66,208	—	—	—
Total assets	<u>\$4,080,422,215</u>	<u>\$3,847,505,986</u>	<u>\$130,494,956</u>	<u>\$3,355,934,069</u>	<u>\$593,993,190</u>	<u>\$ —</u>	<u>\$ —</u>
<b>Liabilities</b>							
Borrowed money (including interest thereon)	\$ 800,240,611	\$ 800,240,611	\$ —	\$ 800,240,611	\$ —	\$ —	\$ —
Derivative liabilities <sup>(1)</sup>	(424,728)	486,288	—	(424,728)	—	—	—
Payable for securities lending	203,449,279	203,449,279	—	203,449,279	—	—	—
Cash collateral received on derivatives	10,790,454	10,790,454	—	10,790,454	—	—	—
Total liabilities	<u>\$1,014,055,616</u>	<u>\$1,014,966,632</u>	<u>\$ —</u>	<u>\$1,014,055,616</u>	<u>\$ —</u>	<u>\$ —</u>	<u>\$ —</u>
December 31, 2019							
	Aggregate Fair Value	Admitted Value	Level 1	Level 2	Level 3	NAV	Not Practicable (Carrying Value)
<b>Assets</b>							
Bonds	\$3,482,143,474	\$3,275,742,848	\$141,234,893	\$3,228,711,440	\$112,197,141	\$ —	\$ —
Preferred stocks	49,530,008	49,530,000	—	5,900,000	43,630,008	—	—
Common stock - unaffiliated	68,472,092	68,472,092	35,508,192	32,963,900	—	—	—
Mortgage loans	359,903,995	349,510,837	—	—	359,903,995	—	—
Cash, cash equivalents and short-term investments	3,152,775	3,126,595	3,152,775	—	—	—	—
Derivative assets <sup>(1)</sup>	6,208,354	5,756,845	—	6,208,354	—	—	—
Investment income due and accrued	38,150,744	38,150,744	—	38,150,744	—	—	—
Receivables for investments other than securities	498,509	498,509	—	498,509	—	—	—
Total assets	<u>\$4,008,059,951</u>	<u>\$3,790,788,470</u>	<u>\$179,895,860</u>	<u>\$3,312,432,947</u>	<u>\$515,731,144</u>	<u>\$ —</u>	<u>\$ —</u>
<b>Liabilities</b>							
Borrowed money (including interest thereon)	\$ 801,129,076	\$ 801,129,076	\$ —	\$ 801,129,076	\$ —	\$ —	\$ —
Derivative liabilities <sup>(1)</sup>	159,383	1,070,848	—	159,383	—	—	—
Payable for securities lending	225,027,359	225,027,359	—	225,027,359	—	—	—
Cash collateral received on derivatives	7,979,578	7,979,578	—	7,979,578	—	—	—
Total liabilities	<u>\$1,034,295,396</u>	<u>\$1,035,206,861</u>	<u>\$ —</u>	<u>\$1,034,295,396</u>	<u>\$ —</u>	<u>\$ —</u>	<u>\$ —</u>

<sup>(1)</sup> Classification of derivatives is based on each derivative's positive (asset) or negative (liability) book/adjusted carrying value, which equals the net admitted assets and liabilities.

**Assets and Liabilities**

The methods and significant assumptions used to estimate the fair value of all financial instruments are presented below.

The Company defines fair value as the price that would be received to sell an asset or paid to transfer a liability (an exit price) in the principal or most advantageous market for the asset or liability in an orderly transaction between market participants on the measurement date. In most cases, the exit price and the transaction (or entry) price will be the same at initial recognition.

Excluded from the disclosure are General Account investments accounted for under the equity method.

**Bonds, Stocks, Cash, Cash Equivalents and Short-term Investments**

When available, the estimated fair value for bonds, including loan-backed securities, preferred stocks, unaffiliated common stocks, cash equivalents and short-term investments are based on quoted prices in active markets that are readily and regularly obtainable. Generally, these investments are classified in Level 1, are the most liquid of the Company's securities holdings and valuation of these securities does not involve management's judgment.

When quoted prices in active markets are not available, the determination of estimated fair value is based on market standard valuation methodologies, giving priority to observable inputs. The significant inputs to the market standard valuation methodologies for certain types of securities with reasonable levels of price transparency are inputs that are observable in the market or can be derived principally from or corroborated by observable market data. Generally,

---

**NOTES TO THE FINANCIAL STATEMENTS**

---

these investments are classified in Level 2.

When observable inputs are not available, the market standard valuation methodologies rely on inputs that are significant to the estimated fair value that are not observable in the market or cannot be derived principally from or corroborated by observable market data. These unobservable inputs can be based in large part on management's judgment or estimation, and cannot be supported by reference to market activity. Even though these inputs are unobservable, management believes they are consistent with what other market participants would use when pricing such securities and are considered appropriate given the circumstances. Generally, these investments are classified in Level 3.

The use of different methodologies, assumptions and inputs may have a material effect on the estimated fair values of the Company's securities holdings.

The estimated fair value for cash approximates carrying value and is classified as Level 1 given the nature of cash.

**Mortgage Loans**

For mortgage loans, estimated fair value is primarily determined by estimating expected future cash flows and discounting them using current interest rates for similar mortgage loans with similar credit risk, or is determined from pricing for similar mortgage loans. The estimated fair values for impaired mortgage loans are principally obtained by estimating the fair value of the underlying collateral using market standard appraisal and valuation methods. Mortgage loans valued using significant unobservable inputs are classified in Level 3.

**Derivatives**

The estimated fair value of OTC derivatives is determined through the use of pricing models. The determination of estimated fair value, when quoted market values are not available, is based on market standard valuation methodologies and inputs that management believes are consistent with what other market participants would use when pricing such instruments. The significant inputs to the pricing models for most OTC derivatives are inputs that are observable in the market or can be derived principally from, or corroborated by, observable market data. Significant inputs that are observable generally include interest rates, foreign currency exchange rates, interest rate curves, credit curves and volatility. Derivative valuations can be affected by changes in interest rates, foreign currency exchange rates, financial indices, credit spreads, default risk, nonperformance risk, volatility, liquidity and changes in estimates and assumptions used in pricing models. Generally, these derivatives are classified in Level 2.

Most inputs for OTC derivatives are mid-market inputs but, in certain cases, liquidity adjustments are used when they are deemed more representative of exit value. Market liquidity, as well as the use of different methodologies, assumptions and inputs may have a material effect on the estimated fair values of the Company's derivatives and could materially affect the net change in capital and surplus.

**Investment Income Due and Accrued**

Due to the short-term nature of investment income due and accrued, the Company believes there is minimal risk of material changes in interest rates or the credit of the issuer such that estimated fair value approximates carrying value. These amounts are generally classified as Level 2.

**Receivables for Investments Other Than Securities**

The estimated fair value of receivables for investments other than securities approximates carrying value. The receivable account, classified within Level 2, essentially represents the equivalent of demand receivable balances and is generally received over a short period. Excluded from the disclosure are those assets that are not considered to be financial instruments subject to this disclosure.

**Borrowed Money (Including Interest Thereon)**

The estimated fair value for borrowed money (including interest thereon) approximates carrying value due to the short-term maturities of these instruments. These amounts are generally classified in Level 2.

**Payable for Securities Lending**

The estimated fair value of payable for securities lending approximates carrying value as these obligations are short-term in nature. These amounts are generally classified in Level 2.

**Cash Collateral Received on Derivatives**

The estimated fair value of cash collateral received on derivatives approximates carrying value as these obligations are short-term in nature. These amounts are generally classified in Level 2.

- D. At September 30, 2020, the Company had no investments where it was not practicable to estimate fair value.
- E. The Company did not have any investments that were measured using NAV as a practical expedient as of September 30, 2020.

**NOTES TO THE FINANCIAL STATEMENTS****21. Other Items**

## A. Unusual or Infrequent Items

The Company has issued \$16,860,113 of premium refunds related to COVID-19 as of September 30, 2020. The Company accounted for these refunds as a reduction of premium in the Statement of Income.

## B-E. No significant change.

## F. Subprime Mortgage Related Risk Exposure

(1) While there is no market standard definition, the Company defines subprime mortgage lending as the origination of residential mortgage loans to borrowers with weak credit profiles. The Company's exposure to subprime mortgage loans exists through investments in subprime RMBS. The subprime RMBS portfolio is performing within expectations and is in an unrealized gain position. The Company continues to closely monitor the performance of the subprime RMBS portfolio and the credit quality of the underlying assets.

(2) The Company had no direct exposure through investments in subprime mortgage loans at September 30, 2020.

(3) At September 30, 2020, the Company had direct exposure to subprime mortgage risk through other investments as follows:

	Actual Cost	BACV (excluding interest)	Fair Value	OTTI Losses Recognized
RMBS	\$ 20,669,857	\$ 20,673,273	\$ 21,127,037	\$ —
CMBS	—	—	—	—
Collateralized debt obligations	—	—	—	—
Structured securities	—	—	—	—
Equity investment in SCA	—	—	—	—
Other assets	—	—	—	—
Total	<u>\$ 20,669,857</u>	<u>\$ 20,673,273</u>	<u>\$ 21,127,037</u>	<u>\$ —</u>

## G-H. No significant change.

**22. Events Subsequent**

The Company has evaluated events subsequent to September 30, 2020 through November 11, 2020, which is the date these financial statements were available to be issued, and has determined there are no material subsequent events requiring adjustment to or disclosure in the financial statements.

The Company is not subject to the annual fee imposed under Section 9010 of the Affordable Care Act ("ACA").

**23. Reinsurance**

No significant change.

**24. Retrospectively Rated Contracts & Contracts Subject to Redetermination**

## A-E. No significant change.

F. The Company is not subject to the risk sharing provision of the ACA.

**25. Change in Incurred Losses and Loss Adjustment Expenses**

A. Reserves as of December, 2019 were \$1,565,702,775. As of September 30, 2020, \$657,323,259 has been paid for incurred losses and loss adjustment expenses attributable to insured events of prior years. Reserves remaining for prior years as of September 30, 2020 are \$956,875,662. As a result, the incurred losses and loss adjustment expenses attributable to insured events of prior years has increased by \$48,496,146 in September, 2020. The prior year incurred losses have increased mainly for the small commercial auto and private passenger auto liability coverage segments. In September, 2019 the incurred losses and loss adjustment expenses attributable to insured events of prior years decreased by \$23,838,170. The Company has no retrospectively rated policies and no additional premiums or return premiums have been accrued as a result of the prior year effects.

B. Beginning in 2019, for the auto private passenger casualty coverages (bodily injury, uninsured motorists bodily injury and no fault), the Company changed its assumptions from a reliance on a five year average for the development factors to a weighted three year average. For the other coverages, the Company had no significant change in methodologies or assumptions when the Company calculated the liability for unpaid losses and loss adjustment expenses. In 2020, for the auto line of business, the Company also reviewed accident month data in order to estimate the impact of reduced driving and accidents due to the "shelter in place" mandates due to the COVID-19 Pandemic which began in the middle of March, 2020.

**NOTES TO THE FINANCIAL STATEMENTS**

---

**26. *Intercompany Pooling Arrangements***

No significant change.

**27. *Structured Settlements***

No significant change.

**28. *Health Care Receivables***

No significant change.

**29. *Participating Policies***

No significant change.

**30. *Premium Deficiency Reserves***

No significant change.

**31. *High Deductibles***

No significant change.

**32. *Discounting of Liabilities for Unpaid Losses or Unpaid Loss Adjustment Expenses***

No significant change.

**33. *Asbestos/Environmental Reserves***

No significant change.

**34. *Subscriber Savings Accounts***

No significant change.

**35. *Multiple Peril Crop Insurance***

No significant change.

**36. *Financial Guaranty Insurance***

A. No significant change.

B. As of September 30, 2020, the Company did not have any financial guaranty contracts.



Statement for September 30, 2020 of the **Metropolitan Property and Casualty Insurance Company**  
**GENERAL INTERROGATORIES**

**PART 1 - COMMON INTERROGATORIES**

**GENERAL**

1.1 Did the reporting entity experience any material transactions requiring the filing of Disclosure of Material Transactions with the State of Domicile, as required by the Model Act? Yes [ ] No [X]

1.2 If yes, has the report been filed with the domiciliary state? Yes [ ] No [ ]

2.1 Has any change been made during the year of this statement in the charter, by-laws, articles of incorporation, or deed of settlement of the reporting entity? Yes [ ] No [X]

2.2 If yes, date of change:

3.1 Is the reporting entity a member of an Insurance Holding Company System consisting of two or more affiliated persons, one or more of which is an insurer? Yes [X] No [ ]  
 If yes, complete Schedule Y, Parts 1 and 1A.

3.2 Have there been any substantial changes in the organizational chart since the prior quarter end? Yes [X] No [ ]

3.3 If the response to 3.2 is yes, provide a brief description of those changes.

Various mergers, reorganizations and formations - See Schedule Y Part 1, Organization Chart - regarding information concerning activities of insurer members of a holding company group.

3.4 Is the reporting entity publicly traded or a member of a publicly traded group? Yes [X] No [ ]

3.5 If the response to 3.4 is yes, provide the CIK (Central Index Key) code issued by the SEC for the entity/group. 1099219

4.1 Has the reporting entity been a party to a merger or consolidation during the period covered by this statement? Yes [ ] No [X]  
 If yes, complete and file the merger history data file with the NAIC for the annual filing corresponding to this period.

4.2 If yes, provide name of entity, NAIC Company Code, and state of domicile (use two letter state abbreviation) for any entity that has ceased to exist as a result of the merger or consolidation.

1 Name of Entity	2 NAIC Company Code	3 State of Domicile

5. If the reporting entity is subject to a management agreement, including third-party administrator(s), managing general agent(s), attorney-in-fact, or similar agreement, have there been any significant changes regarding the terms of the agreement or principals involved? If yes, attach an explanation. Yes [ ] No [X] N/A [ ]

6.1 State as of what date the latest financial examination of the reporting entity was made or is being made. 12/31/2016

6.2 State the as of date that the latest financial examination report became available from either the state of domicile or the reporting entity. This date should be the date of the examined balance sheet and not the date the report was completed or released. 12/31/2016

6.3 State as of what date the latest financial examination report became available to other states or the public from either the state of domicile or the reporting entity. This is the release date or completion date of the examination report and not the date of the examination (balance sheet date). 01/11/2018

6.4 By what department or departments?

Rhode Island Insurance Division / Department of Business Regulation

6.5 Have all financial statement adjustments within the latest financial examination report been accounted for in a subsequent financial statement filed with Departments? Yes [ ] No [ ] N/A [X]

6.6 Have all of the recommendations within the latest financial examination report been complied with? Yes [ ] No [ ] N/A [X]

7.1 Has this reporting entity had any Certificates of Authority, licenses or registrations (including corporate registration, if applicable) suspended or revoked by any governmental entity during the reporting period? Yes [ ] No [X]

7.2 If yes, give full information:

8.1 Is the company a subsidiary of a bank holding company regulated with the Federal Reserve Board? Yes [ ] No [X]

8.2 If response to 8.1 is yes, please identify the name of the bank holding company.

8.3 Is the company affiliated with one or more banks, thrifts or securities firms? Yes [X] No [ ]

8.4 If the response to 8.3 is yes, please provide below the names and location (city and state of the main office) of any affiliates regulated by a federal regulatory services agency [i.e. the Federal Reserve Board (FRB), the Office of the Comptroller of the Currency (OCC), the Federal Deposit Insurance Corporation (FDIC) and the Securities Exchange Commission (SEC)] and identify the affiliate's primary federal regulator].

1 Affiliate Name	2 Location (City, State)	3 FRB	4 OCC	5 FDIC	6 SEC
MetLife Investment Management, LLC	Whippany, NJ				YES
MetLife Investors Distribution Company	New York NY				YES
MetLife Investments Securities, LLC	Whippany, NJ				YES

9.1 Are the senior officers (principal executive officer, principal financial officer, principal accounting officer or controller, or persons performing similar functions) of the reporting entity subject to a code of ethics, which includes the following standards? Yes [X] No [ ]

- (a) Honest and ethical conduct, including the ethical handling of actual or apparent conflicts of interest between personal and professional relationships;
- (b) Full, fair, accurate, timely and understandable disclosure in the periodic reports required to be filed by the reporting entity;
- (c) Compliance with applicable governmental laws, rules and regulations;
- (d) The prompt internal reporting of violations to an appropriate person or persons identified in the code; and
- (e) Accountability for adherence to the code.

9.11 If the response to 9.1 is No, please explain:

9.2 Has the code of ethics for senior managers been amended? Yes [ ] No [X]

9.21 If the response to 9.2 is Yes, provide information related to amendment(s).

Statement for September 30, 2020 of the **Metropolitan Property and Casualty Insurance Company**  
**GENERAL INTERROGATORIES**

**PART 1 - COMMON INTERROGATORIES**

- 9.3 Have any provisions of the code of ethics been waived for any of the specified officers? Yes [ ] No [X]  
 9.31 If the response to 9.3 is Yes, provide the nature of any waiver(s).

**FINANCIAL**

- 10.1 Does the reporting entity report any amounts due from parent, subsidiaries or affiliates on Page 2 of this statement? Yes [X] No [ ]  
 10.2 If yes, indicate any amounts receivable from parent included in the Page 2 amount: \$ 0

**INVESTMENT**

- 11.1 Were any of the stocks, bonds, or other assets of the reporting entity loaned, placed under option agreement, or otherwise made available for use by another person? (Exclude securities under securities lending agreements.) Yes [X] No [ ]

11.2 If yes, give full and complete information relating thereto:

FHLB \$1,030,963,178 Wells Fargo Securities LLC \$3,422,035

12. Amount of real estate and mortgages held in other invested assets in Schedule BA: \$ 0  
 13. Amount of real estate and mortgages held in short-term investments: \$ 0  
 14.1 Does the reporting entity have any investments in parent, subsidiaries and affiliates? Yes [X] No [ ]

14.2 If yes, please complete the following:

- 14.21 Bonds  
 14.22 Preferred Stock  
 14.23 Common Stock  
 14.24 Short-Term Investments  
 14.25 Mortgage Loans on Real Estate  
 14.26 All Other  
 14.27 Total Investment in Parent, Subsidiaries and Affiliates (Subtotal Lines 14.21 to 14.26)  
 14.28 Total Investment in Parent included in Lines 14.21 to 14.26 above

	1 Prior Year End Book/Adjusted Carrying Value	2 Current Quarter Book/Adjusted Carrying Value
\$	0	\$ 0
	0	0
	800,414,051	738,811,609
	0	0
	0	0
	81,711,469	82,438,517
\$	882,125,520	\$ 821,250,126
\$	0	\$ 0

- 15.1 Has the reporting entity entered into any hedging transactions reported on Schedule DB? Yes [X] No [ ]  
 15.2 If yes, has a comprehensive description of the hedging program been made available to the domiciliary state? Yes [X] No [ ] N/A [ ]  
 If no, attach a description with this statement.

16. For the reporting entity's security lending program, state the amount of the following as of current statement date:

- 16.1 Total fair value of reinvested collateral assets reported on Schedule DL, Parts 1 and 2: \$ 206,479,367  
 16.2 Total book adjusted/carrying value of reinvested collateral assets reported on Schedule DL, Parts 1 and 2: \$ 203,213,485  
 16.3 Total payable for securities lending reported on the liability page: \$ 203,449,279

17. Excluding items in Schedule E-Part 3-Special Deposits, real estate, mortgage loans and investments held physically in the reporting entity's offices, vaults or safety deposit boxes, were all stocks, bonds and other securities, owned throughout the current year held pursuant to a custodial agreement with a qualified bank or trust company in accordance with Section 1, III - General Examination Considerations, F. Outsourcing of Critical Functions, Custodial or Safekeeping Agreements of the NAIC *Financial Condition Examiners Handbook*? Yes [X] No [ ]

17.1 For all agreements that comply with the requirements of the NAIC *Financial Condition Examiners Handbook*, complete the following:

1 Name of Custodian(s)	2 Custodian Address
JP Morgan Chase & Co	4 New York Plaza - 12th Floor, New York, NY, 10004

17.2 For all agreements that do not comply with the requirements of the NAIC *Financial Condition Examiners Handbook*, provide the name, location and a complete explanation:

1 Name(s)	2 Location(s)	3 Complete Explanation(s)

- 17.3 Have there been any changes, including name changes, in the custodian(s) identified in 17.1 during the current quarter? Yes [ ] No [X]  
 17.4 If yes, give full and complete information relating thereto:

1 Old Custodian	2 New Custodian	3 Date of Change	4 Reason

17.5 Investment management – Identify all investment advisors, investment managers, broker/dealers, including individuals that have the authority to make investment decisions on behalf of the reporting entity. For assets that are managed internally by employees of the reporting entity, note as such "[...] that have access to the investment accounts", "handle securities".

1 Name of Firm or Individual	2 Affiliation
MetLife Investment Management, LLC	A

- 17.5097 For those firms/individuals listed in the table for Question 17.5, do any firms/individuals unaffiliated with the reporting entity (i.e., designated with a "U") manage more than 10% of the reporting entity's invested assets? Yes [ ] No [X]  
 17.5098 For firms/individuals unaffiliated with the reporting entity (i.e., designated with a "U") listed in the table for Question 17.5, does the total assets under management aggregate to more than 50% of the reporting entity's invested assets? Yes [ ] No [X]

17.6 For those firms or individuals listed in the table for 17.5 with an affiliation code of "A" (affiliated) or "U" (unaffiliated), provide the information for the table below.

1 Central Registration Depository Number	2 Name of Firm or Individual	3 Legal Entity Identifier (LEI)	4 Registered With	5 Investment Management Agreement (IMA) Filed
142463	MetLife Investment Management, LLC	EAU072Q8FCR1S0XGYJ21	SEC	DS

Statement for September 30, 2020 of the **Metropolitan Property and Casualty Insurance Company**  
**GENERAL INTERROGATORIES**

**PART 1 - COMMON INTERROGATORIES**

- 18.1 Have all the filing requirements of the *Purposes and Procedures Manual of the NAIC Investment Analysis Office* been followed? Yes  No
- 18.2 If no, list exceptions:
19. By self-designating 5GI securities, the reporting entity is certifying the following elements for each self-designated 5GI security:
- a. Documentation necessary to permit a full credit analysis of the security does not exist or an NAIC CRP credit rating for an FE or PL security is not available.
  - b. Issuer or obligor is current on all contracted interest and principal payments.
  - c. The insurer has an actual expectation of ultimate payment of all contracted interest and principal.
- Has the reporting entity self-designated 5GI securities? Yes  No
20. By self-designating PLGI securities, the reporting entity is certifying the following elements for each self-designated PLGI security:
- a. The security was purchased prior to January 1, 2018.
  - b. The reporting entity is holding capital commensurate with the NAIC Designation reported for the security.
  - c. The NAIC Designation was derived from the credit rating assigned by an NAIC CRP in its legal capacity as a NRSRO which is shown on a current private letter rating held by the insurer and available for examination by state insurance regulators.
  - d. The reporting entity is not permitted to share this credit rating of the PL security with the SVO.
- Has the reporting entity self-designated PLGI securities? Yes  No
21. By assigning FE to a Schedule BA non-registered private fund, the reporting entity is certifying the following elements of each self-designated FE fund:
- a. The security was purchased prior to January 1, 2019.
  - b. The reporting entity is holding capital commensurate with the NAIC Designation reported for the security.
  - c. The security had a public credit rating(s) with annual surveillance assigned by an NAIC CRP in its legal capacity as an NRSRO prior to January 1, 2019.
  - d. The fund only or predominantly holds bonds in its portfolio.
  - e. The current reporting NAIC designation was derived from the public credit rating(s) with annual surveillance assigned by an NAIC CRP in its legal capacity as an NRSRO.
  - f. The public credit rating(s) with annual surveillance assigned by an NAIC CRP has not lapsed.
- Has the reporting entity assigned FE to Schedule BA non-registered private funds that complied with the above criteria? Yes  No

Statement for September 30, 2020 of the **Metropolitan Property and Casualty Insurance Company**  
**GENERAL INTERROGATORIES (continued)**

**PART 2 – PROPERTY & CASUALTY INTERROGATORIES**

1. If the reporting entity is a member of a pooling arrangement, did the agreement or the reporting entity's participation change? Yes [ ] No [ ] N/A [X]  
 If yes, attach an explanation.

2. Has the reporting entity reinsured any risk with any other reporting entity and agreed to release such entity from liability, in whole or in part, from any loss that may occur on the risk, or portion thereof, reinsured? Yes [ ] No [X]  
 If yes, attach an explanation.

3.1 Have any of the reporting entity's primary reinsurance contracts been canceled? Yes [ ] No [X]

3.2 If yes, give full and complete information thereto:

4.1 Are any of the liabilities for unpaid losses and loss adjustment expenses other than certain workers' compensation tabular reserves (see *Annual Statement Instructions* pertaining to disclosure of discounting for definition of "tabular reserves.") discounted at a rate of interest greater than zero? Yes [ ] No [X]

4.2 If yes, complete the following schedule:

1 Line of Business	2 Maximum Interest	3 Disc. Rate	Total Discount				Discount Taken During Period			
			4 Unpaid Losses	5 Unpaid LAE	6 IBNR	7 Total	8 Unpaid Losses	9 Unpaid LAE	10 IBNR	11 Total
	0.000	0.000	0	0	0	0	0	0	0	0
Total	XXX	XXX	0	0	0	0	0	0	0	0

5. Operating Percentages:

5.1 A&H loss percent 36.600%

5.2 A&H cost containment percent 0.000%

5.3 A&H expense percent excluding cost containment expenses 63.400%

6.1 Do you act as a custodian for health savings accounts? Yes [ ] No [X]

6.2 If yes, please provide the amount of custodial funds held as of the reporting date. \$ 0

6.3 Do you act as an administrator for health savings accounts? Yes [ ] No [X]

6.4 If yes, please provide the amount of funds administered as of the reporting date. \$ 0

7. Is the reporting entity licensed or chartered, registered, qualified, eligible or writing business in at least two states? Yes [X] No [ ]

7.1 If no, does the reporting entity assume reinsurance business that covers risks residing in at least one state other than the state of domicile of the reporting entity? Yes [ ] No [ ]

Statement for September 30, 2020 of the **Metropolitan Property and Casualty Insurance Company**  
**SCHEDULE F - CEDED REINSURANCE**

Showing All New Reinsurers - Current Year to Date

1 NAIC Company Code	2 ID Number	3 Name of Reinsurer	4 Domiciliary Jurisdiction	5 Type of Reinsurer	6 Certified Reinsurer Rating (1 through 6)	7 Effective Date of Certified Reinsurer Rating
<b>U.S. Insurers</b>						
10677.....	31-0542366.....	The Cincinnati Insurance Company.....	OH.....	Authorized.....	.....	.....
<b>All Other Insurers</b>						
00000.....	AA-3191400.....	Convex Re Limited.....	BMU.....	Unauthorized....	.....	.....
00000.....	AA-1120175.....	Fidelis Underwriting Limited.....	GBR.....	Unauthorized....	.....	.....
00000.....	AA-1120156.....	Lloyd's Syndicate Number 1686.....	GBR.....	Authorized.....	.....	.....
00000.....	AA-1120157.....	Lloyd's Syndicate Number 1729.....	GBR.....	Authorized.....	.....	.....
00000.....	AA-1120171.....	Lloyd's Syndicate Number 1856.....	GBR.....	Authorized.....	.....	.....

**SCHEDULE T - EXHIBIT OF PREMIUMS WRITTEN**

Current Year to Date - Allocated by States and Territories

States, Etc.	1 Active Status (a)	Direct Premiums Written		Direct Losses Paid (Deducting Salvage)		Direct Losses Unpaid	
		2 Current Year to Date	3 Prior Year to Date	4 Current Year to Date	5 Prior Year to Date	6 Current Year to Date	7 Prior Year to Date
1. Alabama.....AL.....L.....	AL	27,508,731	33,830,878	16,777,822	17,760,505	12,877,280	11,561,715
2. Alaska.....AK.....N.....	AK						
3. Arizona.....AZ.....L.....	AZ	14,147,840	11,657,542	6,385,600	6,064,210	5,442,955	3,815,684
4. Arkansas.....AR.....L.....	AR	12,366,522	13,208,551	8,980,980	6,373,833	4,514,080	4,114,538
5. California.....CA.....N.....	CA						
6. Colorado.....CO.....L.....	CO	12,249,938	14,973,864	7,320,362	11,134,518	7,355,935	9,226,273
7. Connecticut.....CT.....L.....	CT	52,633,234	52,869,568	24,572,899	25,879,806	33,067,787	27,544,119
8. Delaware.....DE.....L.....	DE	1,079,585	1,130,013	575,571	857,580	479,018	586,182
9. District of Columbia.....DC.....L.....	DC						
10. Florida.....FL.....L.....	FL	3,892,171	3,433,763	878,781	1,139,454	4,031,788	2,368,189
11. Georgia.....GA.....L.....	GA	14,567,096	16,271,444	9,620,830	9,424,010	7,003,140	6,698,626
12. Hawaii.....HI.....L.....	HI	304,821	331,047	132,727	149,421	38,273	155,845
13. Idaho.....ID.....L.....	ID	9,455,828	11,125,237	6,414,538	7,613,937	3,253,394	4,079,774
14. Illinois.....IL.....L.....	IL	7,336,929	6,980,332	3,536,741	1,432,694	7,130,309	7,182,142
15. Indiana.....IN.....L.....	IN	17,341,455	17,207,880	8,156,467	8,295,194	6,296,022	5,248,933
16. Iowa.....IA.....L.....	IA	6,348,334	7,368,808	5,511,684	3,894,653	4,079,731	2,210,142
17. Kansas.....KS.....L.....	KS	16,772,482	16,576,012	7,649,598	11,409,943	1,919,115	4,331,059
18. Kentucky.....KY.....L.....	KY	34,823,367	32,593,842	15,594,656	16,691,857	12,491,433	12,731,187
19. Louisiana.....LA.....L.....	LA	37,784,018	37,057,791	24,294,371	20,289,654	26,094,312	18,695,722
20. Maine.....ME.....L.....	ME	28,905,079	27,234,515	13,542,569	12,035,460	9,515,457	9,145,333
21. Maryland.....MD.....L.....	MD	4,836,820	4,967,133	1,916,153	2,889,863	2,852,552	1,948,969
22. Massachusetts.....MA.....L.....	MA	187,403,063	200,773,330	68,660,437	92,534,203	56,804,554	56,819,802
23. Michigan.....MI.....L.....	MI	12,794,310	12,412,518	3,970,252	3,802,008	7,613,679	7,612,849
24. Minnesota.....MN.....L.....	MN	35,636,704	35,180,885	23,722,472	22,968,572	15,319,525	15,291,253
25. Mississippi.....MS.....L.....	MS	17,314,219	16,558,400	13,196,712	6,463,930	4,599,232	3,325,335
26. Missouri.....MO.....L.....	MO	9,526,639	9,217,536	5,249,472	5,003,612	3,980,838	3,272,838
27. Montana.....MT.....L.....	MT	3,946,917	3,884,134	2,764,127	4,604,571	1,998,401	3,688,893
28. Nebraska.....NE.....L.....	NE	2,020,896	2,382,947	2,039,510	2,930,508	664,810	1,394,548
29. Nevada.....NV.....L.....	NV	8,578,098	8,631,714	2,735,746	4,651,835	3,699,359	3,076,978
30. New Hampshire.....NH.....L.....	NH	9,616,006	9,555,460	4,543,829	4,417,988	3,760,529	3,284,758
31. New Jersey.....NJ.....L.....	NJ	119,781,425	121,361,582	61,426,769	69,455,336	100,500,151	85,052,154
32. New Mexico.....NM.....L.....	NM	7,654,067	6,928,499	2,965,561	4,408,924	3,476,462	2,902,796
33. New York.....NY.....L.....	NY	149,061,343	138,229,578	67,603,353	63,804,626	72,412,527	55,481,551
34. North Carolina.....NC.....L.....	NC	58,919,715	66,263,337	37,589,336	43,092,244	19,560,057	24,023,833
35. North Dakota.....ND.....L.....	ND	14,093,551	14,399,359	5,491,951	8,262,262	3,915,552	7,175,811
36. Ohio.....OH.....L.....	OH	41,963,557	40,678,367	22,704,729	23,100,059	16,013,106	16,624,815
37. Oklahoma.....OK.....L.....	OK	8,308,754	9,900,085	6,204,224	5,183,256	3,285,543	3,090,896
38. Oregon.....OR.....L.....	OR	13,585,189	13,889,015	8,416,504	7,609,377	14,558,845	6,435,893
39. Pennsylvania.....PA.....L.....	PA	26,930,581	25,763,562	19,226,952	12,470,272	18,784,542	12,413,242
40. Rhode Island.....RI.....L.....	RI	31,877,546	29,023,089	11,227,641	12,404,199	10,869,969	10,591,106
41. South Carolina.....SC.....L.....	SC	5,547,925	5,954,141	5,093,592	2,184,115	2,588,358	1,674,796
42. South Dakota.....SD.....L.....	SD	3,661,401	4,287,319	3,587,687	2,507,686	1,471,887	1,906,281
43. Tennessee.....TN.....L.....	TN	19,658,972	20,308,926	20,552,301	10,254,610	7,183,476	3,858,781
44. Texas.....TX.....L.....	TX	12,314,988	16,013,389	9,019,233	7,965,130	22,819,712	12,637,511
45. Utah.....UT.....L.....	UT	7,570,843	7,320,361	4,310,193	2,799,633	3,207,272	1,834,205
46. Vermont.....VT.....L.....	VT	3,875,514	4,006,979	1,655,312	2,459,692	739,027	1,415,940
47. Virginia.....VA.....L.....	VA	13,890,245	13,573,424	7,898,946	6,897,463	4,027,388	4,268,929
48. Washington.....WA.....L.....	WA	29,348,083	29,860,679	10,769,216	18,010,325	10,847,580	8,887,770
49. West Virginia.....WV.....L.....	WV	3,498,901	4,080,145	1,056,584	1,692,917	1,266,639	2,092,049
50. Wisconsin.....WI.....L.....	WI	20,709,293	20,406,641	8,909,329	10,061,803	9,478,204	8,281,902
51. Wyoming.....WY.....L.....	WY	5,153,922	5,457,710	3,383,272	6,981,496	1,964,567	5,201,545
52. American Samoa.....AS.....N.....	AS						
53. Guam.....GU.....N.....	GU						
54. Puerto Rico.....PR.....N.....	PR						
55. US Virgin Islands.....VI.....N.....	VI						
56. Northern Mariana Islands.....MP.....N.....	MP						
57. Canada.....CAN.....N.....	CAN						
58. Aggregate Other Alien.....OT.....XXX.....	OT	0	0	0	0	0	0
59. Totals.....	XXX	1,186,596,917	1,205,121,331	607,837,591	632,319,244	575,854,372	505,263,492

**DETAILS OF WRITE-INS**

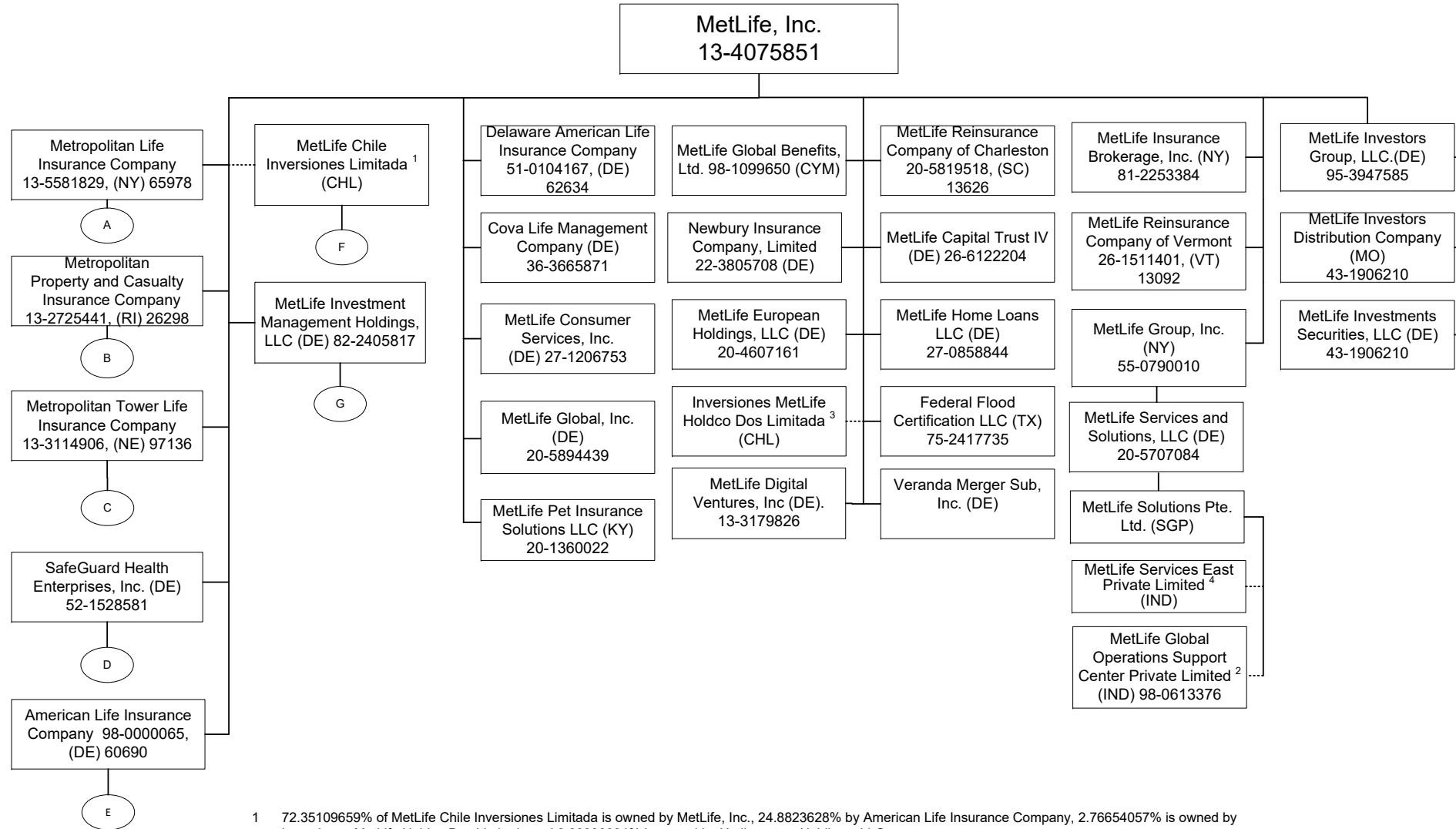
58001.....	XXX						
58002.....	XXX						
58003.....	XXX						
58998. Summary of remaining write-ins for Line 58 from overflow page....	XXX	0	0	0	0	0	0
58999. Totals (Lines 58001 thru 58003+ Line 58998) (Line 58 above).....	XXX	0	0	0	0	0	0

(a) Active Status Count

L - Licensed or Chartered - Licensed insurance carrier or domiciled RRG.....	49	R - Registered - Non-domiciled RRGs.....	0
E - Eligible - Reporting entities eligible or approved to write surplus lines in the state (other than their state of domicile - See DSLI).....	0	Q - Qualified - Qualified or accredited reinsurer.....	0
D - Domestic Surplus Lines Insurer (DSLI) - Reporting entities authorized to write surplus lines in the state of domicile.....	0	N - None of the above - Not allowed to write business in the state.....	8

SCHEDULE Y - INFORMATION CONCERNING ACTIVITIES OF INSURER MEMBERS OF A HOLDING COMPANY GROUP

PART 1 - ORGANIZATIONAL CHART



1 72.35109659% of MetLife Chile Inversiones Limitada is owned by MetLife, Inc., 24.8823628% by American Life Insurance Company, 2.76654057% is owned by Inversiones MetLife Holdco Dos Limitada and 0.00000004% is owned by Natiloportem Holdings, LLC.

2 99.99999% of MetLife Global Operations Support Center Private Limited is owned by MetLife Solutions Pte. Ltd. and 0.00001% is owned by Natiloportem Holdings, LLC.

3 99.99946% of Inversiones MetLife Holdco Dos Limitada is owned by MetLife, Inc., 0.000535% is owned by MetLife International Holdings, LLC. and 0.0000054% is owned by Natiloportem Holdings, LLC.

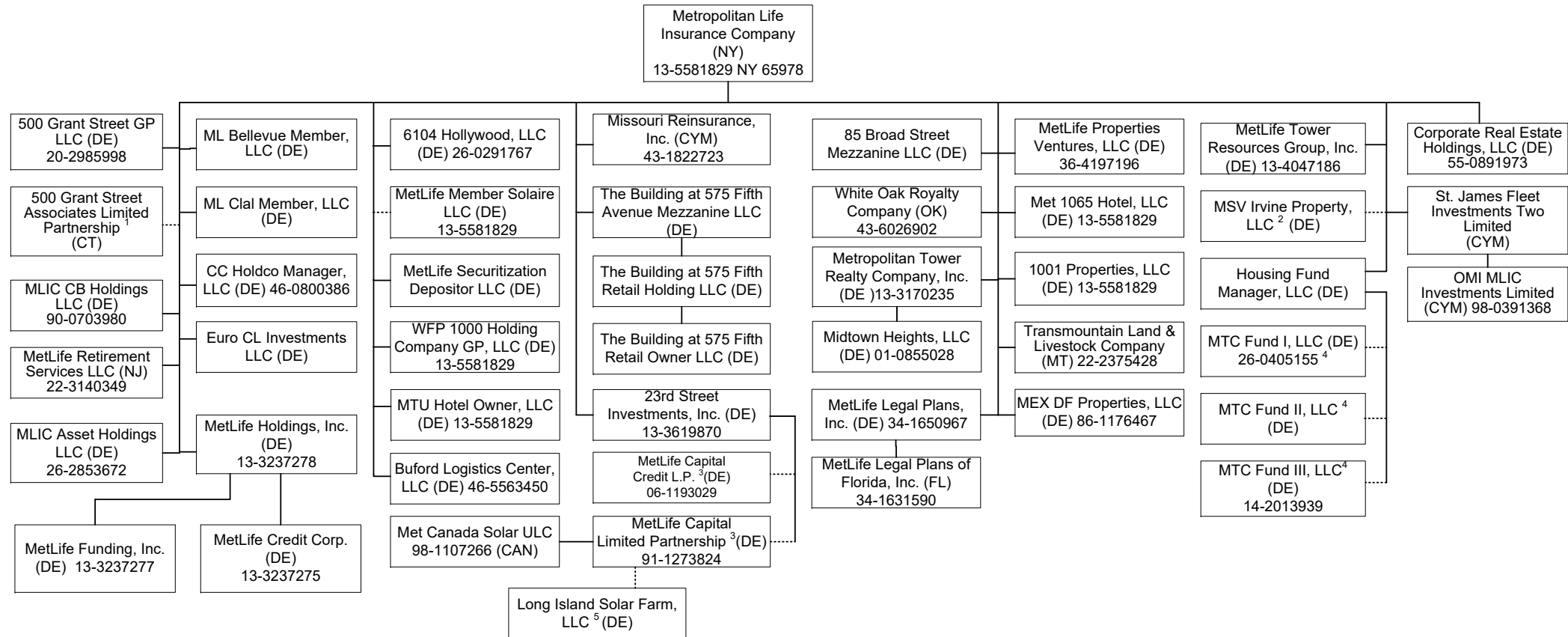
4 99.99% of MetLife Services East Private Limited is owned by MetLife Solutions Pte. Ltd and .01% is owned by Natiloportem Holdings, LLC.



SCHEDULE Y - INFORMATION CONCERNING ACTIVITIES OF INSURER MEMBERS OF A HOLDING COMPANY GROUP

PART 1 - ORGANIZATIONAL CHART

A



Q11.1

1 99% of 500 Grant Street Associates Limited Partnership is held by Metropolitan Life Insurance Company and 1% by 500 Grant Street GP LLC.

2 96% of MSV Irvine Property, LLC is owned by Metropolitan Life Insurance Company and 4% is owned by Metropolitan Tower Realty Company, Inc.

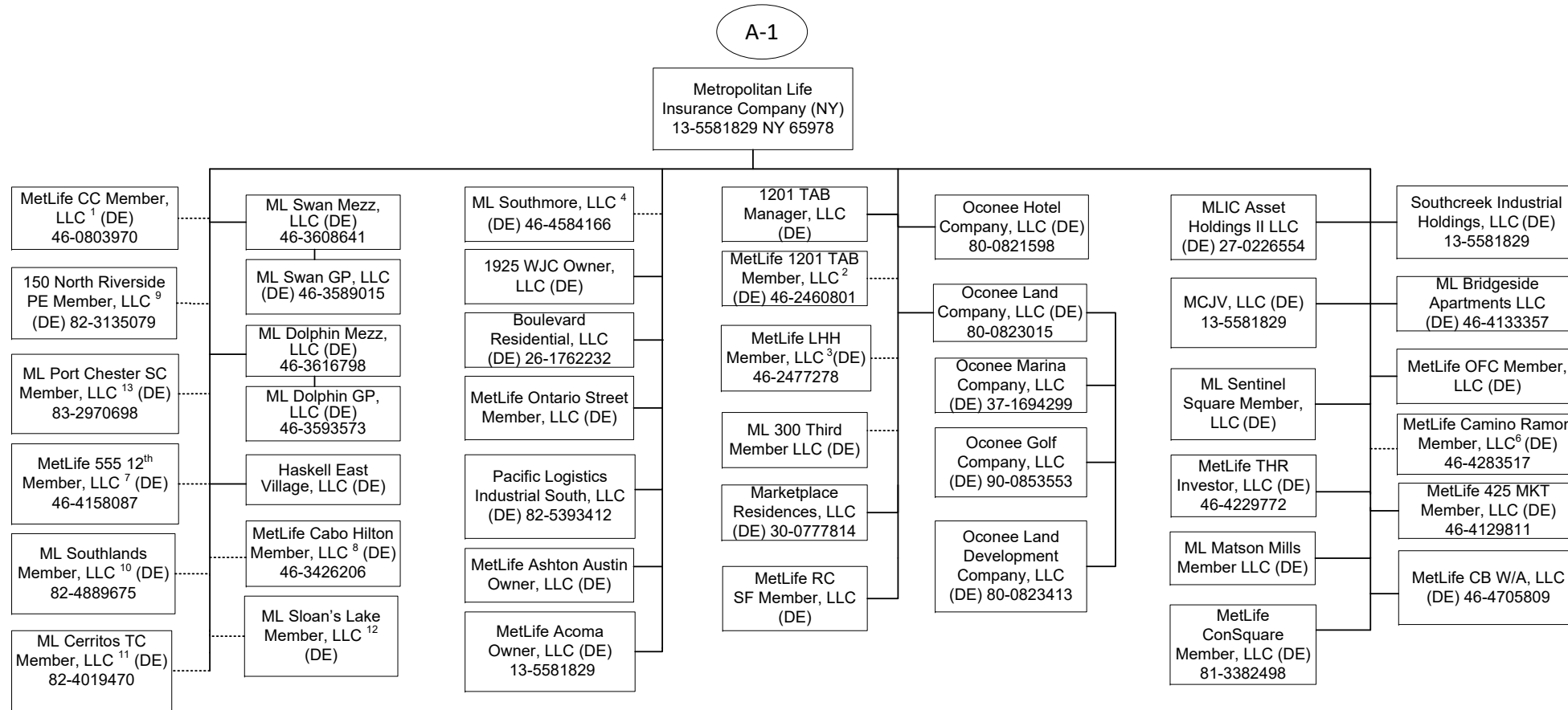
3 1% General Partnership interest is held by 23<sup>rd</sup> Street Investment, Inc. and 99% Limited Partnership interest is held by Metropolitan Life Insurance Company.

4 Housing Fund Manager, LLC is the managing member and owns .01% and the remaining interests are held by a third party member.

5 90.39% membership interest is held by LISF Solar Trust in which MetLife Capital Limited Partnership has a 100% beneficial interest and the remaining 9.61% is owned by a third party.

SCHEDULE Y - INFORMATION CONCERNING ACTIVITIES OF INSURER MEMBERS OF A HOLDING COMPANY GROUP

PART 1 - ORGANIZATIONAL CHART



Q11.2

1 95.122% of MetLife CC Member, LLC is held by Metropolitan Life Insurance Company and 4.878% by Metropolitan Tower Life Insurance Company.  
 2 96.9% of MetLife 1201 TAB Member, LLC is owned by Metropolitan Life Insurance Company and 3.10% is owned by Metropolitan Property and Casualty Insurance Company.  
 3 99% of MetLife LHH Member, LLC is owned by Metropolitan Life Insurance Company and 1% by Metropolitan Tower Life Insurance Company.  
 4 99% of ML Southmore, LLC is owned by Metropolitan Life Insurance Company and 1% by Metropolitan Tower Life Insurance Company.  
 5 95.199% of the membership interest is owned by Metropolitan Life Insurance Company and 4.801% by Metropolitan Property and Casualty Insurance Company.  
 6 99% of MetLife Camino Ramon Member, LLC is owned by Metropolitan Life Insurance Company and 1% by Metropolitan Tower Life Insurance Company.  
 7 94.6% of MetLife 555 12th Member, LLC is owned by Metropolitan Life Insurance Company and 5.4% is owned by Metropolitan Tower Life Insurance Company.

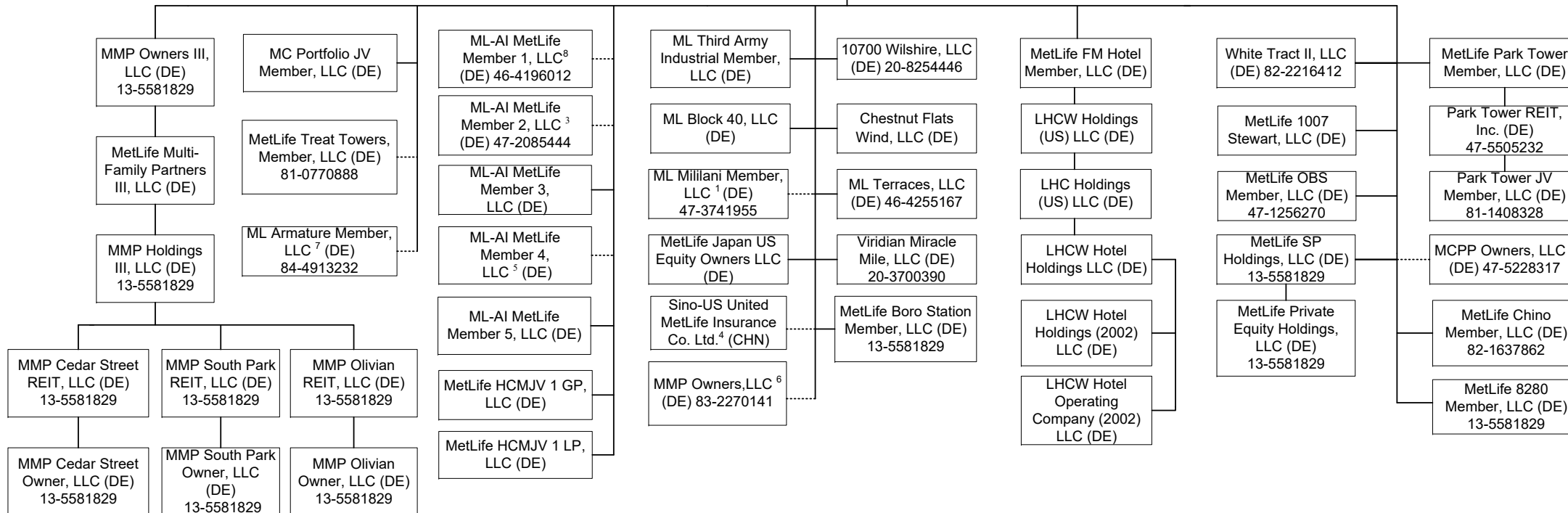
8 83.1% of MetLife Cabo Hilton Member, LLC is owned by Metropolitan Life Insurance Company and 16.9% by Metropolitan Tower Life Insurance Company.  
 9 81.45% of 150 North Riverside PE Member, LLC is owned by Metropolitan Life Insurance Company, 18.55% is owned by Metropolitan Tower Life Insurance Company.  
 10 60% of ML Southlands Member, LLC is owned by Metropolitan Life Insurance Company and 40% is owned by Metropolitan Tower Life Insurance Company.  
 11 60% of ML Cerritos TC Member, LLC is owned by Metropolitan Life Insurance Company and 40% is owned by Metropolitan Tower Life Insurance Company.  
 12 55% of ML Sloan's Lake Member, LLC is owned by Metropolitan Life Insurance Company and 45% is owned by Metropolitan Tower Life Insurance Company.  
 13 60% of ML Port Chester SC Member, LLC is owned by Metropolitan Life Insurance Company and 40% is owned by Metropolitan Tower Life Insurance Company.

SCHEDULE Y - INFORMATION CONCERNING ACTIVITIES OF INSURER MEMBERS OF A HOLDING COMPANY GROUP

PART 1 - ORGANIZATIONAL CHART

A-2

Metropolitan Life Insurance Company (NY)  
13-5581829 NY 65978

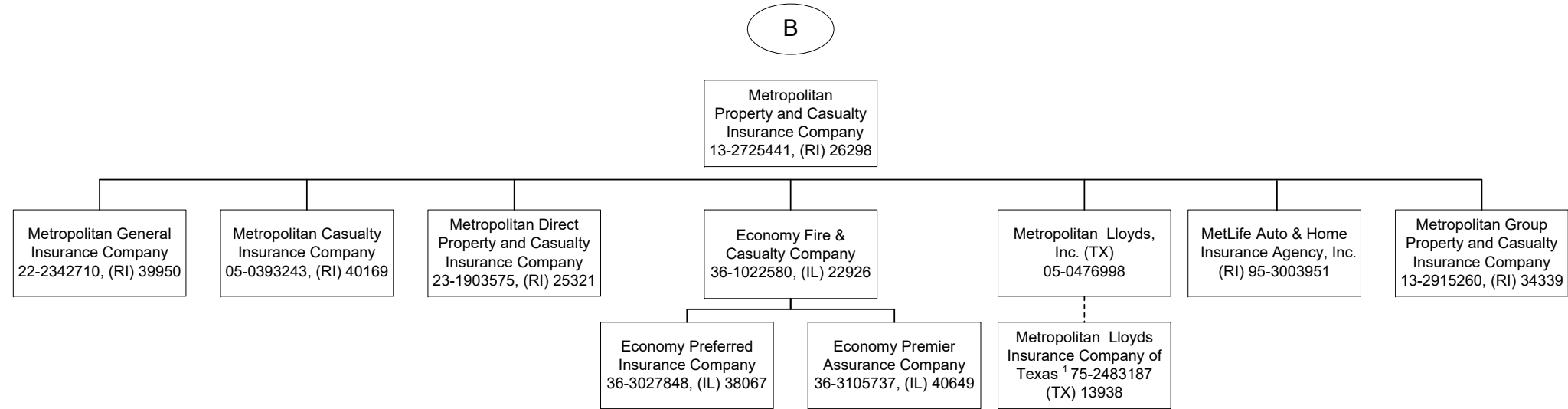


- 1 95% of ML Mililani Member, LLC is owned by Metropolitan Life Insurance Company and 5% is owned by Metropolitan Tower Life Insurance Company.
- 2 87.34% of MCPPOwners, LLC is owned by Metropolitan Life Insurance Company, 1.81% by Metropolitan Tower Life Insurance Company and 10.85% by MTL Leasing, LLC.
- 3 98.97% of ML-AI MetLife Member 2, LLC is owned by Metropolitan Life Insurance Company and 1.03% by Metropolitan Tower Life Insurance Company.
- 4 50% of Sino-US United MetLife Insurance Co. Ltd. is owned by Metropolitan Life Insurance Company and 50% is owned by a third party.
- 5 60% of ML-AI Member 4, LLC is owned by Metropolitan Life Insurance Company and 40% is owned by Metropolitan Tower Life Insurance Company.
- 6 98.82% of MMP Owners, LLC is owned by Metropolitan Life Insurance Company and 1.18% is owned by Metropolitan Property and Casualty Insurance Company.
- 7 87.34% of ML Armature Member, LLC is owned by Metropolitan Life Insurance Company and 12.66% is owned by Metropolitan Tower Life Insurance Company.
- 8 95.199% of the membership interest is owned by Metropolitan Life Insurance Company and 4.801% by Metropolitan Property and Casualty Insurance Company.

Q11.3

SCHEDULE Y - INFORMATION CONCERNING ACTIVITIES OF INSURER MEMBERS OF A HOLDING COMPANY GROUP

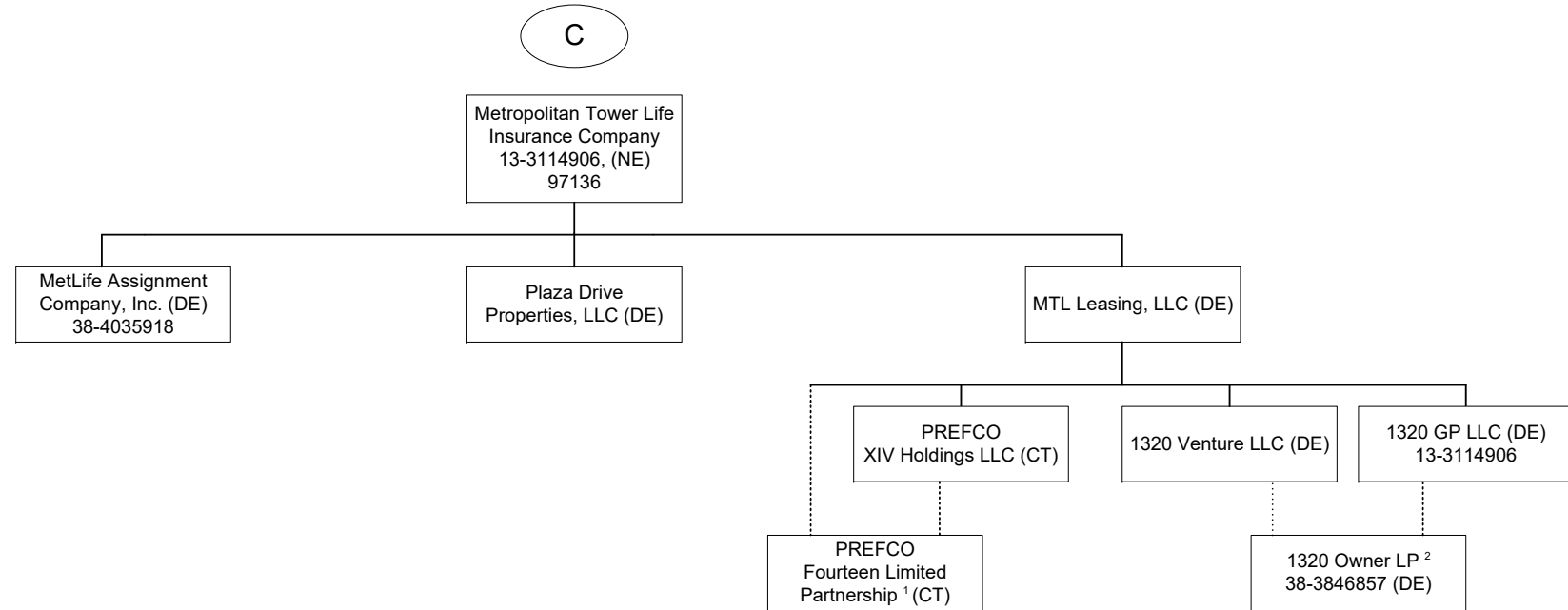
PART 1 - ORGANIZATIONAL CHART



<sup>1</sup> Metropolitan Lloyds Insurance Company of Texas, an affiliated association, provides automobile, homeowner and related insurance for the Texas market. It is an association of individuals designated as underwriters. Metropolitan Lloyds, Inc., a subsidiary of Metropolitan Property and Casualty Insurance Company, serves as the attorney-in-fact and manages the association.

SCHEDULE Y - INFORMATION CONCERNING ACTIVITIES OF INSURER MEMBERS OF A HOLDING COMPANY GROUP

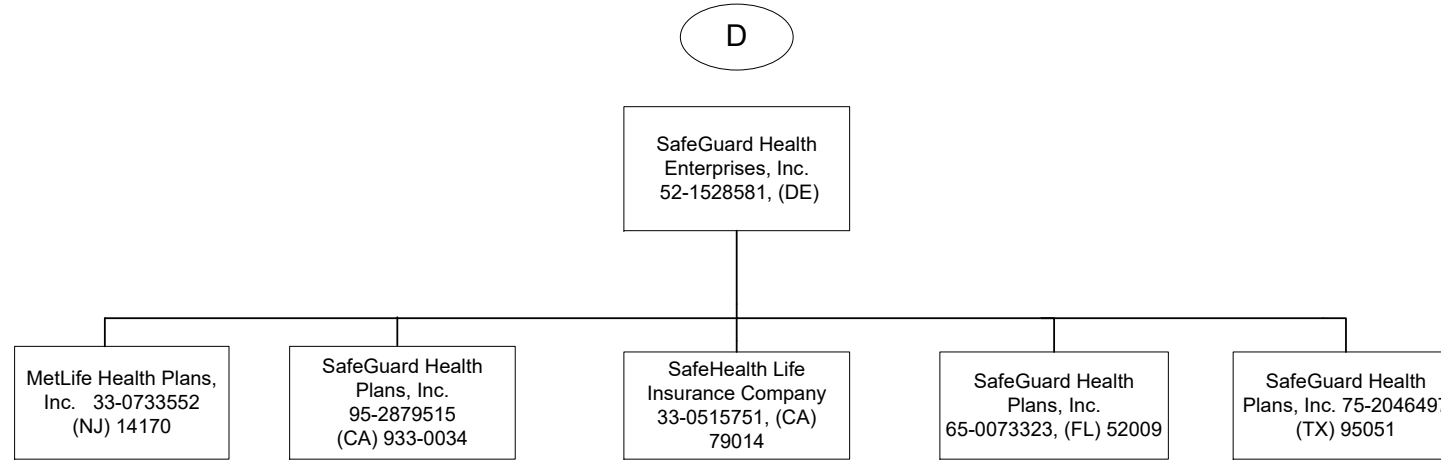
PART 1 - ORGANIZATIONAL CHART



1 99.9% of PREFCO Fourteen Limited Partnership is owned by MTL Leasing, LLC and .10% is owned by PREFCO XIV Holdings LLC.  
 2 99.9% of 1320 Owner LP is owned by 1320 Venture LLC and .10% is owned by 1320 GP LLC.

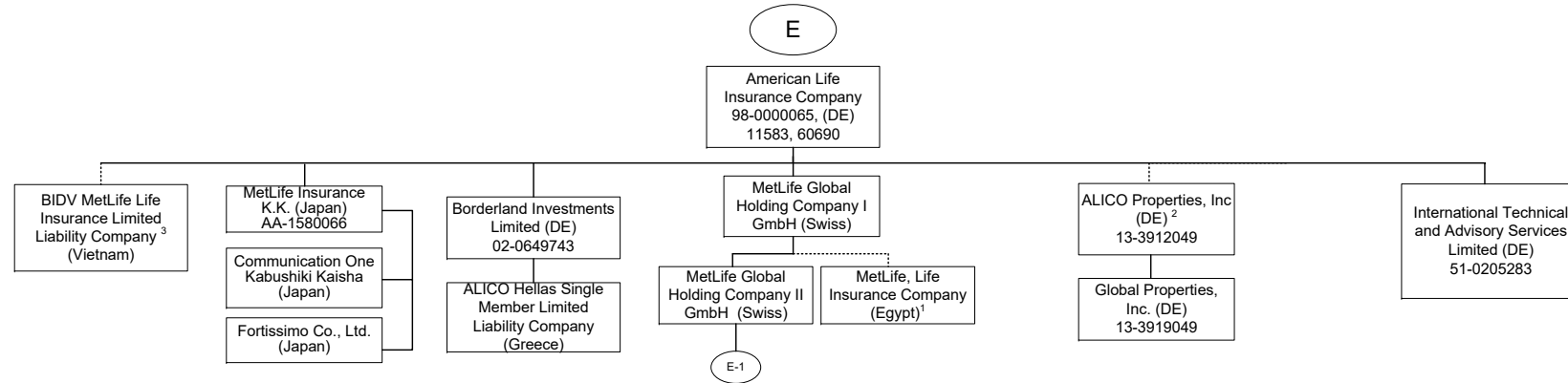
SCHEDULE Y - INFORMATION CONCERNING ACTIVITIES OF INSURER MEMBERS OF A HOLDING COMPANY GROUP

PART 1 - ORGANIZATIONAL CHART



SCHEDULE Y - INFORMATION CONCERNING ACTIVITIES OF INSURER MEMBERS OF A HOLDING COMPANY GROUP

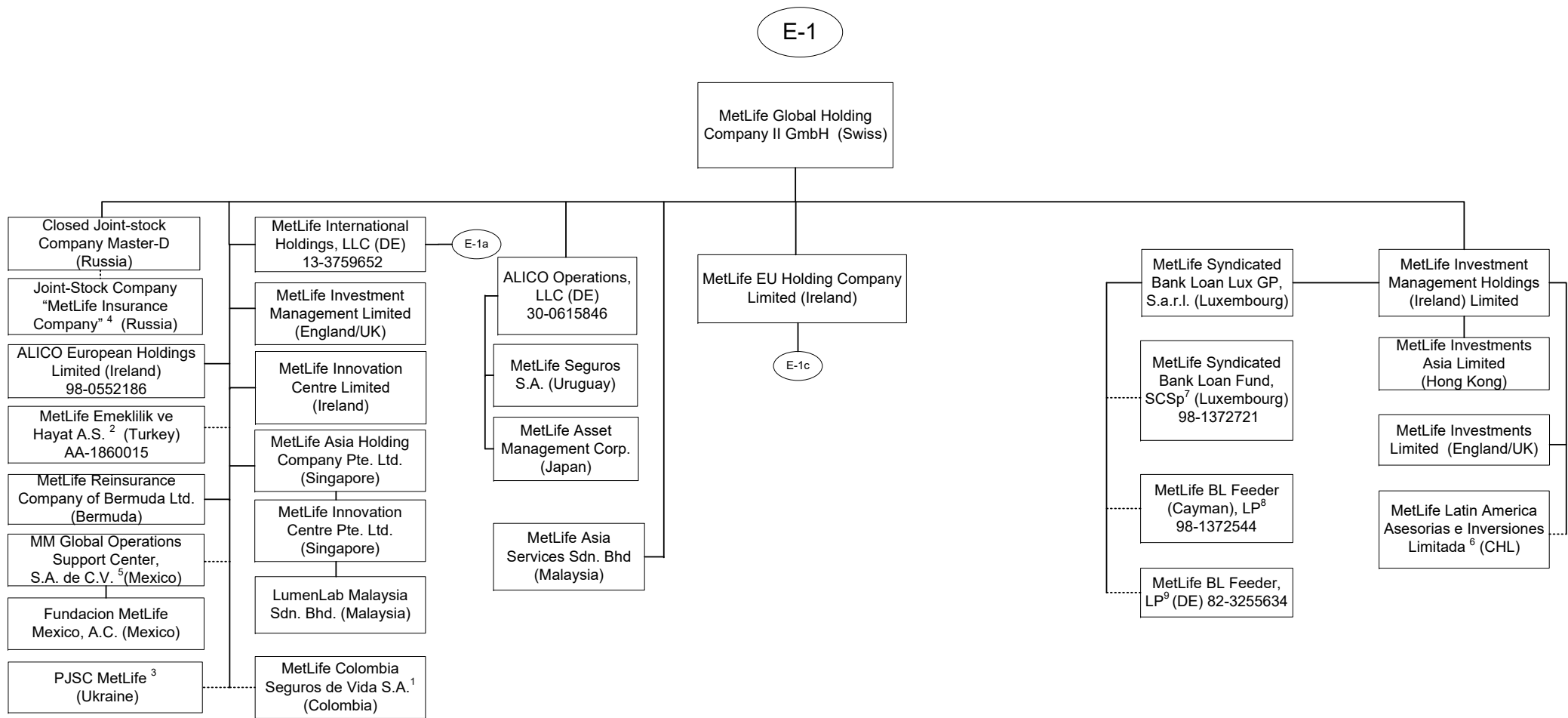
PART 1 - ORGANIZATIONAL CHART



1 84.125% of MetLife, Life Insurance Company (Egypt) is owned by MetLife Global Holding Company I GmbH and the remaining interest by third parties.  
 2 51% of ALICO Properties, Inc. is owned by American Life Insurance Company and the remaining interest by third parties.  
 3 63.44% of BIDV MetLife Life Insurance Limited Liability Company is held by American Life Insurance Company and the remainder by third parties.

SCHEDULE Y - INFORMATION CONCERNING ACTIVITIES OF INSURER MEMBERS OF A HOLDING COMPANY GROUP

PART 1 - ORGANIZATIONAL CHART



1 89.999657134583% of MetLife Colombia Seguros de Vida S.A. is owned by MetLife Global Holding Company II GmbH, 10.0000315938813% is owned by MetLife Global Holding Company I GmbH, International Technical and Advisory Services Limited, Borderland Investments Limited and Natloportem Holdings, LLC each own 0.000000897553447019009%.

2 99.98% of MetLife Emeklilik ve Hayat A.S. is owned by MetLife Global Holding Company II GmbH (Swiss) and the remaining by third parties.

3 99.9988% of PJSC MetLife is owned by MetLife Global Holding Company II GmbH, .0006% is owned by International Technical and Advisory Services Limited and the remaining .0006% is owned by Borderland Investments Limited

4 51% of Joint-stock Company MetLife Insurance Company is owned by Closed Joint-stock Company Master D and 49% is owned by MetLife Global Holding Company II GmbH.

5 99.999509% of MM Global Operations Support Center S.A. de C.V. (Mexico) is held by MetLife Global Holding Company II GmbH (Swiss) and 0.000491% is held by MetLife Global Holding Company I GmbH (Swiss).

6 99.99% of MetLife Latin American Asesorias e Inversiones Limitada is owned by MetLife Investment Management Holdings (Ireland) Limited and .01% is owned by MetLife Global Holding Company II GmbH (Swiss).

7 MetLife Syndicated Bank Loan Lux GP, S.a.r.l. is the general partner of MetLife Syndicated Bank Loan Fund, SCSp (the "Fund"). The only investors in the Fund are MetLife BL Feeder (Cayman), LP and MetLife BL Feeder, LP.

8 MetLife BL Feeder (Cayman), LP is an investor in the Fund. The following affiliates hold limited partnership interest in the feeder: MetLife Insurance K.K. (96.48%) and MetLife Insurance Company of Korea Limited (3.52%).

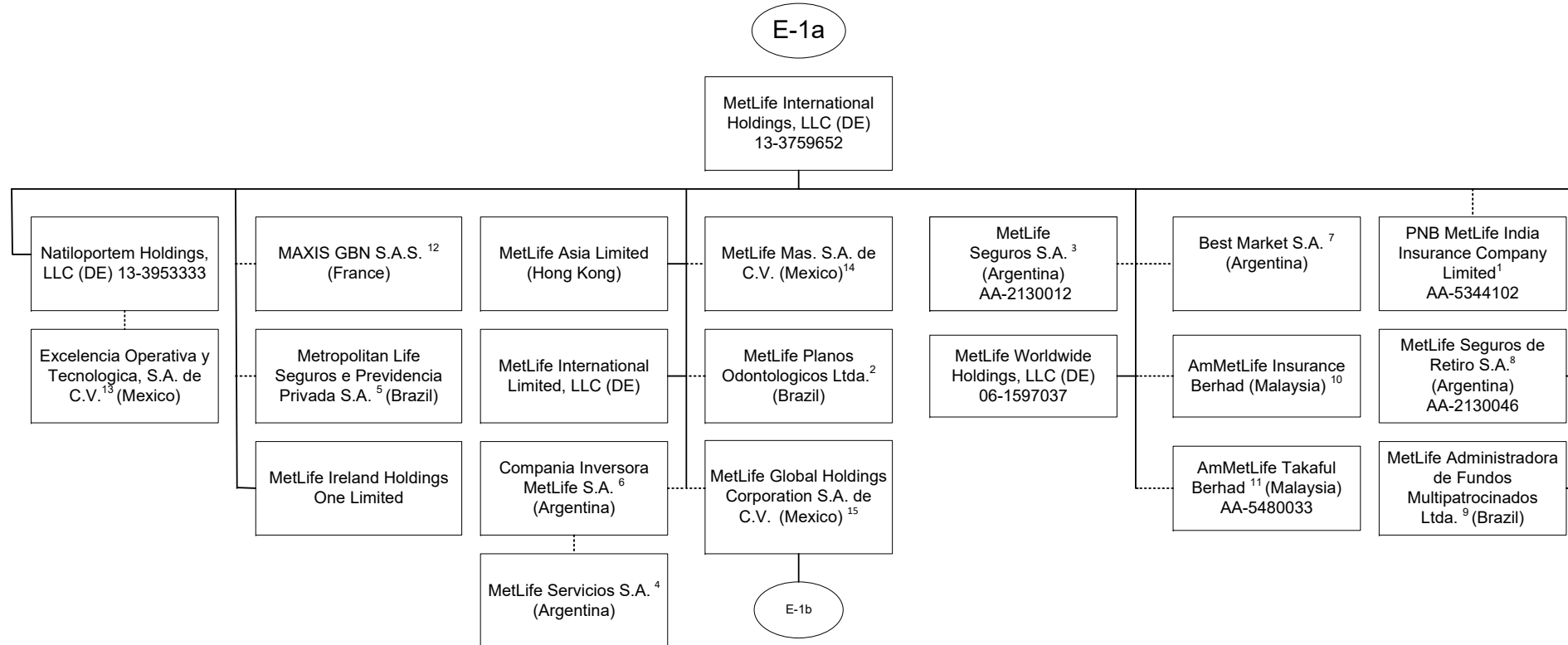
9 MetLife BL Feeder, LP is an investor in the Fund. The following affiliate holds limited partnership interest in the feeder: Metropolitan Life Insurance Company (73.33%). In addition, there is one third party investor (26.67%).

Q11.8



SCHEDULE Y - INFORMATION CONCERNING ACTIVITIES OF INSURER MEMBERS OF A HOLDING COMPANY GROUP

PART 1 - ORGANIZATIONAL CHART



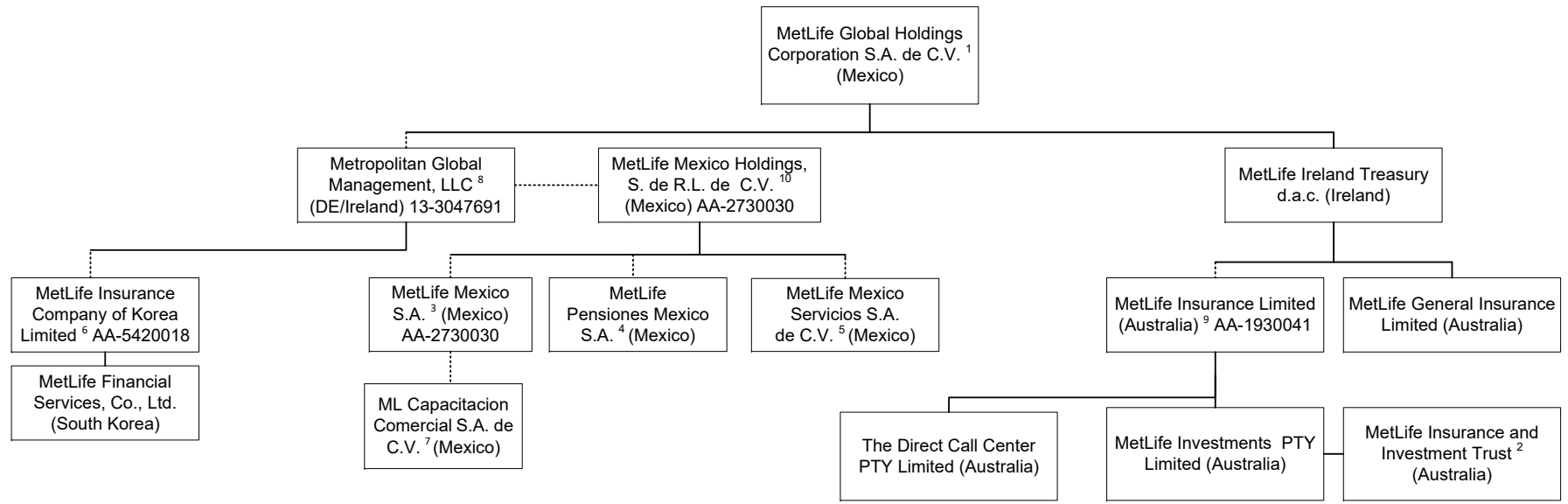
1 32.0526% of PNB MetLife India Insurance Company Limited is owned by MetLife International Holdings, LLC and 67.9474% is owned by third parties.  
 2 99.999% of MetLife Planos Odontologicos Ltda. is owned by MetLife International Holdings, LLC and .001% is owned by Natiloportem Holdings, LLC.  
 3 95.5242% of MetLife Seguros S.A. is owned by MetLife International Holdings, LLC and 2.6753% is owned by Natiloportem Holdings, LLC and 1.8005% is owned by International Technical and Advisory Services Limited.  
 4 19.13% of the shares of MetLife Servicios S.A. are held by Compania Inversora MetLife S.A., 79.88% is owned by MetLife Seguros S.A., .99% is held by Natiloportem Holdings, LLC and .26% is held by MetLife Seguros de Retiro S.A.  
 5 66.662% is owned by MetLife International Holdings, LLC, 33.337% is owned by MetLife Worldwide Holdings, LLC and 0.001% is owned by Natiloportem Holdings, LLC.  
 6 95.46% is owned by MetLife International Holdings, LLC and 4.54% is owned by Natiloportem Holdings, LLC.

7 5% of the shares are held by Natiloportem Holdings, LLC and 95% is owned by MetLife International Holdings, LLC.  
 8 96.8897% is owned by MetLife International Holdings, LLC, 3.1102% is owned by Natiloportem Holdings, and .0001% is owned by International Technical and Advisory Services Limited.  
 9 99.99998% of MetLife Administradora de Fondos Multipatrocinos Ltda. is owned by MetLife International Holdings, LLC and .00002% by Natiloportem Holdings, LLC.  
 10 50.000002% of AmMetLife Insurance Berhad is owned by MetLife International Holdings, LLC and the remainder by a third party.  
 11 49.9999997% of AmMetLife Takaful Berhad is owned by MetLife International Holdings, LLC and the remainder by a third party.  
 12 50% of MAXIS GBN S.A.S. is held by MetLife International Holdings, LLC and the remainder by third parties.  
 13 99.9% of Excelencia Operativa y Tecnologica, S.A. de C.V. is held by Natiloportem Holdings, LLC and .1% by MetLife Mexico Servicios S.A. de C.V.  
 14 99.99964399% MetLife Mas, SA de C.V. is owned by MetLife International Holdings, LLC and .00035601% is owned by International Technical and Advisory Services Limited.  
 15 98.9% is owned by MetLife International Holdings, LLC and 1.1% is owned by MetLife International Limited, LLC.

SCHEDULE Y - INFORMATION CONCERNING ACTIVITIES OF INSURER MEMBERS OF A HOLDING COMPANY GROUP

PART 1 - ORGANIZATIONAL CHART

E-1b



1 98.9% is owned by MetLife International Holdings, LLC and 1.1% is owned by MetLife International Limited, LLC.

2 MetLife Insurance and Investment Trust is a trust vehicle, the trustee of which is MetLife Investments PTY Limited ("MIPL"). MIPL is a wholly owned subsidiary of MetLife Insurance PTY Limited.

3 99.050271% is owned by MetLife Mexico Holdings, S. de R.L. de C.V. and .949729% is owned by MetLife International Holdings, LLC.

4 97.5125% is owned by MetLife Mexico Holdings, S. de R.L. de C.V. and 2.4875% is owned by MetLife International Holdings, LLC.

5 98% is owned by MetLife Mexico Holdings, S. de R.L. de C.V. and 2% is owned by MetLife International Holdings, LLC.

6 14.64% is owned by MetLife Mexico, S.A. and 85.36% is owned by Metropolitan Global Management, LLC.

7 99% is owned by MetLife Mexico S.A. and 1% is owned by MetLife Mexico Servicios, S.A. de C.V.

8 99.7% is owned by MetLife Global Holdings Corporation S.A. de C.V. and 0.3% is owned by MetLife International Holdings, LLC.

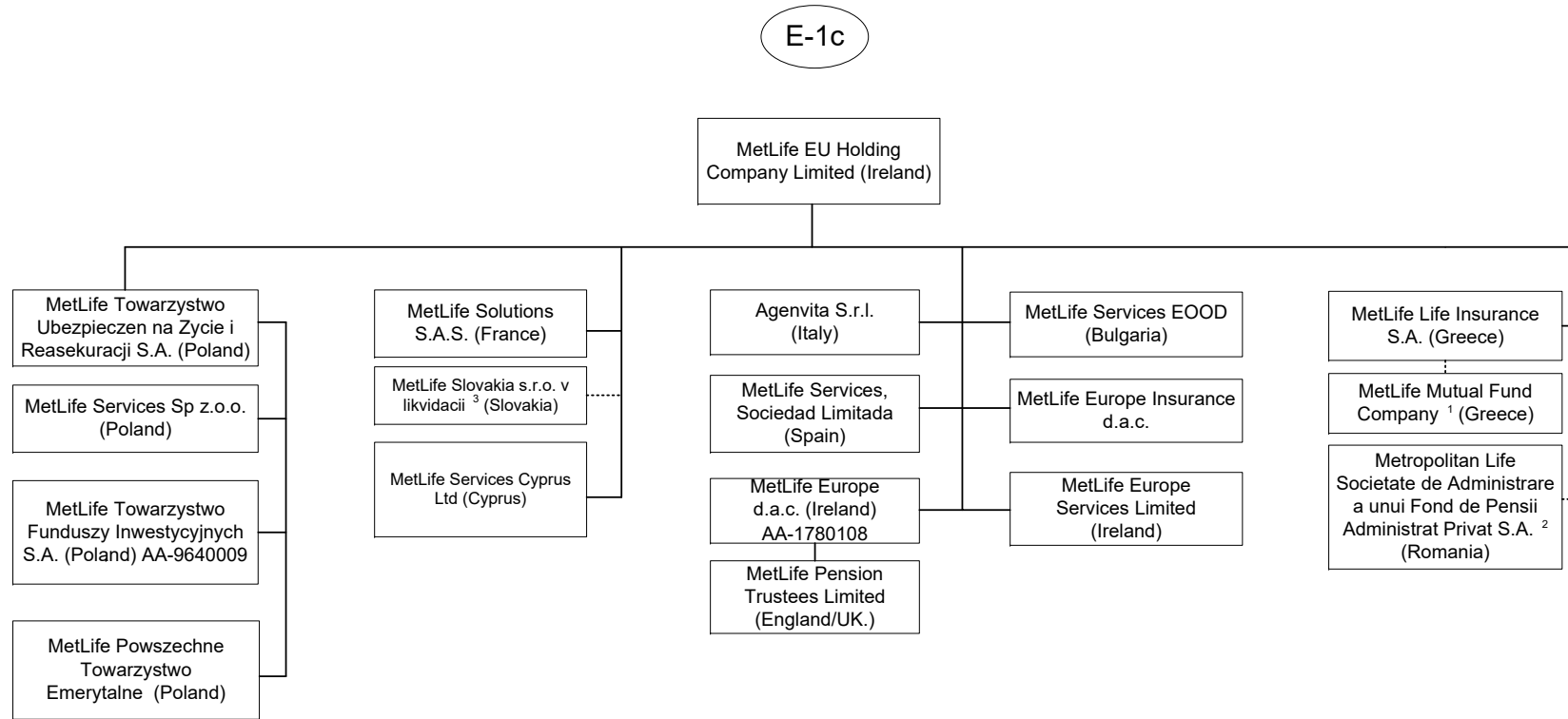
9 91.16468% of MetLife Insurance Limited (Australia) is owned by MetLife Ireland Treasury d.a.c. and 8.83532% by MetLife Global Holdings Corp. S.A. de C.V..

10 99.99995% is owned by Metropolitan Global Management, LLC and .00005% is owned by Exelencia Operativa y Tecnologica, S.A. de C.V.

Q11.10

SCHEDULE Y - INFORMATION CONCERNING ACTIVITIES OF INSURER MEMBERS OF A HOLDING COMPANY GROUP

PART 1 - ORGANIZATIONAL CHART

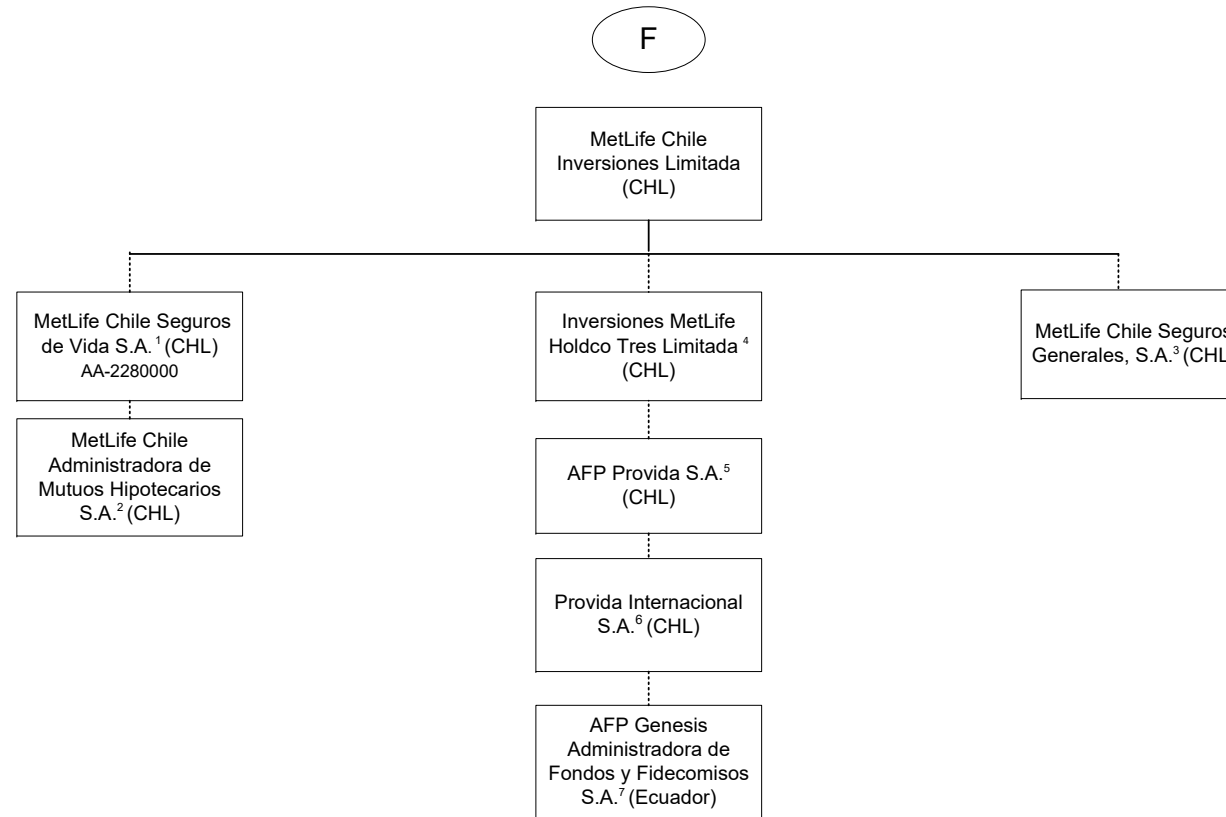


1 90% of MetLife Mutual Fund Company is owned by MetLife Life Insurance S.A. and the remaining interest by a third party.  
 2 99.9903% of Metropolitan Life Societate de Administrare a unui Fond de Pensii Administrat Privat S.A. is owned by MetLife EU Holding Company Limited and 0.0097% by MetLife Services Sp z.o.o.

3 99.956% of MetLife Slovakia s.r.o. v likvidacii (Slovakia) is owned by MetLife EU Holding Company Limited and 0.044% is owned by International Technical and Advisory Services Limited.

SCHEDULE Y - INFORMATION CONCERNING ACTIVITIES OF INSURER MEMBERS OF A HOLDING COMPANY GROUP

PART 1 - ORGANIZATIONAL CHART

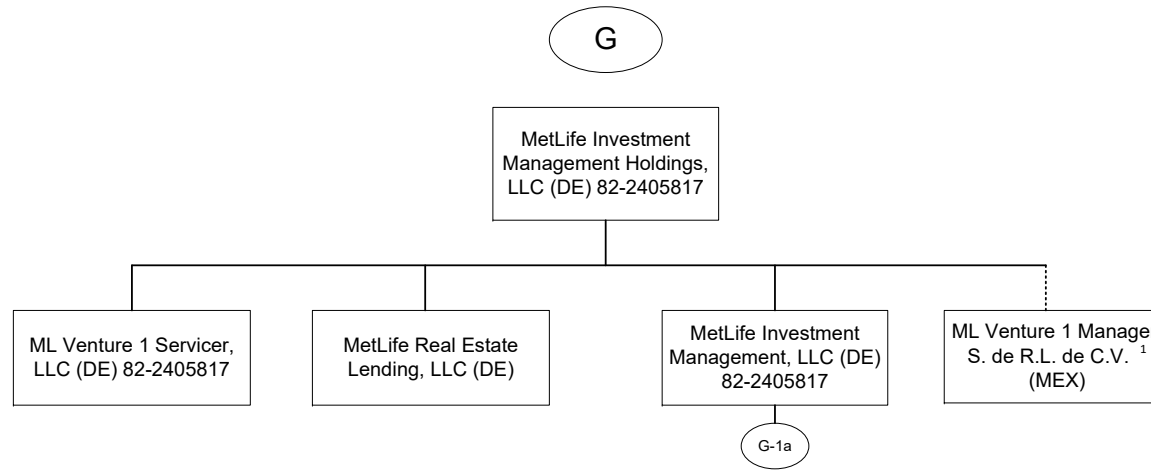


1 99.997% is held by MetLife Chile Inversiones Limitada and .003% by International Technical and Advisory Services Limited.  
 2 99.9% is held by MetLife Chile Seguros de Vida S.A. and 0.1% by MetLife Chile Inversiones Limitada.  
 3 99.98% of MetLife Chile Seguros Generales, S.A. is owned by MetLife Chile Inversiones Limitada and 0.02% by Inversiones MetLife Holdco Dos Limitada.  
 4 97.13% of Inversiones MetLife Holdco Tres Limitada is owned by MetLife Chile Inversiones Limitada and 2.87% is owned by Inversiones MetLife Holdco Dos Limitada.

5 42.3815% of AFP Provida S.A. is owned by Inversiones MetLife Holdco Dos Limitada, 42.3815% owned by Inversiones MetLife Holdco Tres Limitada and 10.9224% by MetLife Chile Inversiones Limitada and the remainder is owned by the public.  
 6 99.99% of Provida Internacional S.A. is owned by AFP Provida S.A. and .01% by MetLife Chile Inversiones Limitada.  
 7 99.9% of AFP Genesis Administradora de Fondos y Fidecomisos S.A. is owned by Provida Internacional S.A. and 0.1% by MetLife Chile Inversiones Limitada.

SCHEDULE Y - INFORMATION CONCERNING ACTIVITIES OF INSURER MEMBERS OF A HOLDING COMPANY GROUP

PART 1 - ORGANIZATIONAL CHART

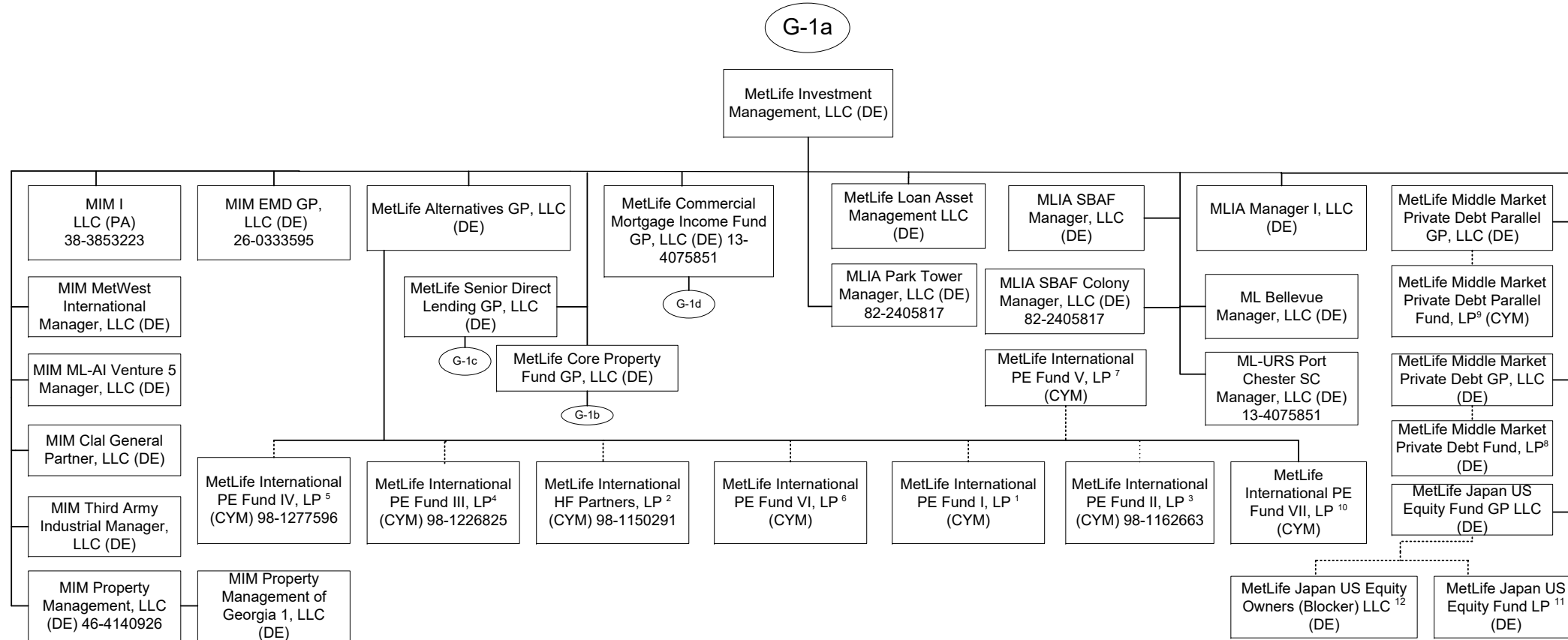


1. 99.9% of ML Venture1 Manager, S. de R.L. de C.V. is owned by MetLife Investment Management Holdings, LLC and 0.1% is owned by MetLife Investment Management Holdings (Ireland) Limited.

SCHEDULE Y - INFORMATION CONCERNING ACTIVITIES OF INSURER MEMBERS OF A HOLDING COMPANY GROUP

PART 1 - ORGANIZATIONAL CHART

Q11.14



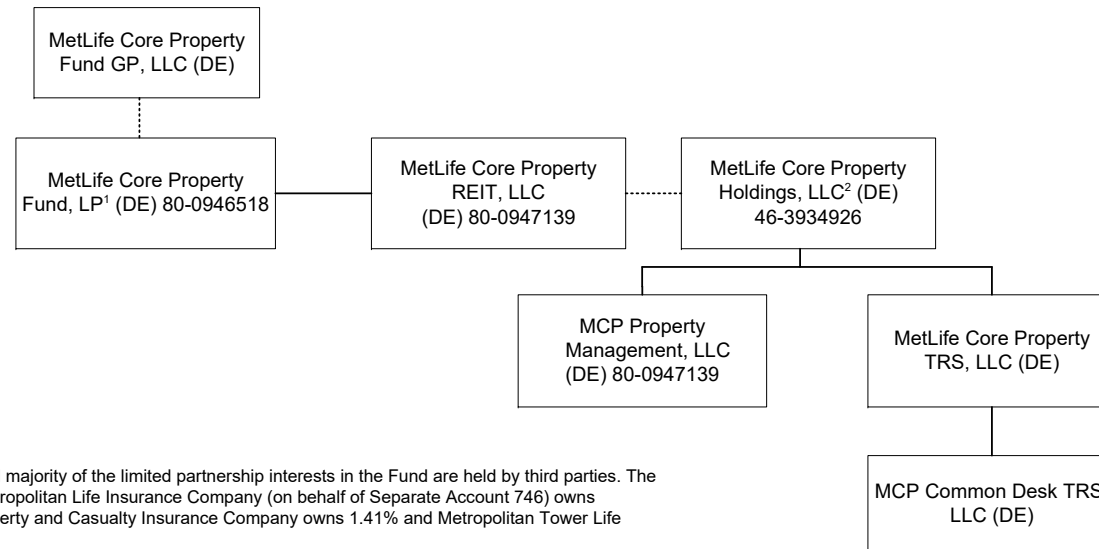
1 95.88% of the limited partnership interests of MetLife International PE Fund I, LP is owned by MetLife Insurance K.K. (Japan), and 4.12% is owned by MetLife Mexico S.A.  
 2 90.30% of the limited partnership interests of MetLife International HF Partners, LP is owned by MetLife Insurance K.K. (Japan) and 9.70% is owned by MetLife Insurance Company of Korea Limited.  
 3 97.90% of the limited partnership interest of MetLife International PE Fund II, LP is owned by MetLife Insurance K.K. (Japan) and 2.1% is owned by MetLife Mexico, S.A.  
 4 92.09% of the limited partnership interest of MetLife International PE Fund III, LP is owned by MetLife Insurance K.K. (Japan) and 7.91% is owned by MetLife Insurance Company of Korea Limited.  
 5 96.21% of the limited partnership interests of MetLife International PE Fund IV, LP is owned by MetLife Insurance K.K. (Japan) 3.79% is owned by MetLife Insurance Company of Korea Limited.  
 6 96.73% of the limited partnership interests of MetLife International PE Fund V, LP is owned by MetLife Insurance K.K. (Japan) and 3.27% is owned by MetLife Insurance Company of Korea.

7 96.53% of the limited partnership interests of MetLife International PE Fund VI, LP entity is owned by MetLife Insurance K.K. (Japan) and 3.47% is owned by MetLife Insurance Company of Korea.  
 8 MetLife Middle Market Private Debt, GP, LLC is the general partner of MetLife Middle Market Private Debt Fund, L.P (the "Fund"). The following affiliates hold limited partnership interests in the Fund: 30.96% is held by MetLife Private Equity Holdings, LLC, 30.96% is held by Metropolitan Life Insurance Company, .99% is held by MetLife Middle Market Private Debt, GP, LLC. The remainder is held by a third party.  
 9 MetLife Middle Market Private Debt Parallel GP is the general partner of MetLife Middle Market Private Debt Parallel Fund, LP. The following affiliate holds a limited partnership interest in the Fund: MetLife Insurance K.K. (Japan) (100%).  
 10 MetLife Alternatives GP, LLC is the general partner of MetLife International PE Fund VII, LP. MetLife Insurance K.K. (Japan) is the sole limited partner.  
 11 MetLife Japan US Equity Fund GP, LLC is general partner of MetLife Japan US Equity Fund LP. The following affiliates hold a limited partnership interest in the Fund: 51% is owned by Metropolitan Life Insurance Company and 49% by MetLife Insurance K.K. (Japan).  
 12 MetLife Japan US Equity Fund GP, LLC is the manager of MetLife Japan US Equity Owners (Blocker) LLC. MetLife Insurance K.K. (Japan) is the sole member.

SCHEDULE Y - INFORMATION CONCERNING ACTIVITIES OF INSURER MEMBERS OF A HOLDING COMPANY GROUP

PART 1 - ORGANIZATIONAL CHART

G-1b

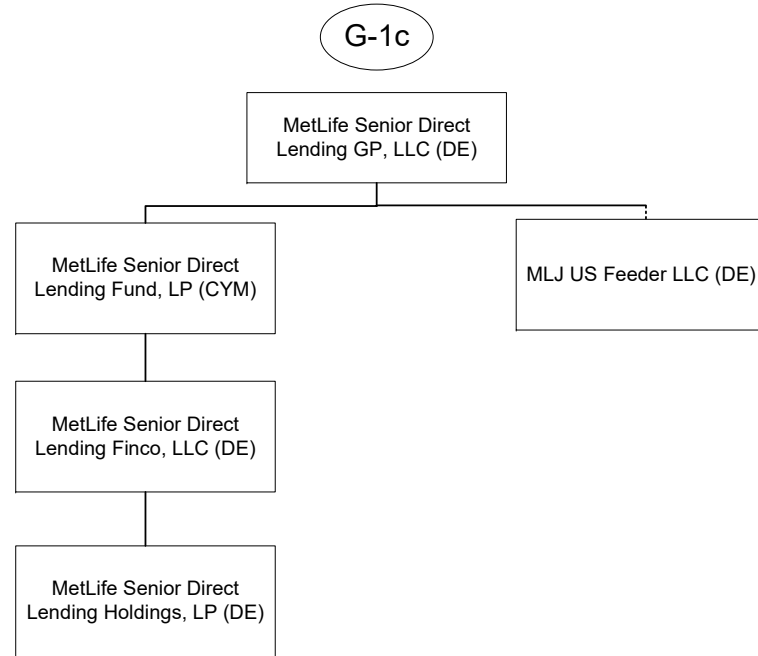


- 1 MetLife Core Property Fund GP, LLC is the general partner of MetLife Core Property Fund, LP (the "Fund"). A substantial majority of the limited partnership interests in the Fund are held by third parties. The following affiliates hold limited partnership interests in the Fund: Metropolitan Life Insurance Company owns 12.49%, Metropolitan Life Insurance Company (on behalf of Separate Account 746) owns 2.01%, MetLife Insurance Company of Korea Limited owns 1.52%, MetLife Insurance KK owns 6.91%, Metropolitan Property and Casualty Insurance Company owns 1.41% and Metropolitan Tower Life Insurance Company owns 3.59%.
- 2 MetLife Core Property Holdings, LLC also holds, directly or indirectly, the following limited liability companies (indirect ownership indicated in parenthesis): MCP Alley24 East, LLC; MCPF Foxborough, LLC (100%); MCP One Westside, LLC; MCP 7 Riverway, LLC; MCPF Acquisition, LLC; MCP SoCal Industrial – Springdale, LLC; MCP SoCal Industrial – Concourse, LLC; MCP SoCal Industrial – Kellwood, LLC; MCP SoCal Industrial – Redondo, LLC; MCP SoCal Industrial – Fullerton, LLC; MCP SoCal Industrial – Loker, LLC; MCP Paragon Point, LLC; MCP 4600 South Syracuse, LLC; MCP The Palms at Doral, LLC; MCP Waterford Atrium, LLC; MCP EnV Chicago, LLC; MCP 1900 McKinney, LLC; MCP 550 West Washington, LLC; MCP 3040 Post Oak, LLC; MCP Plaza at Legacy, LLC; MCP SoCal Industrial – LAX, LLC; MCP SoCal Industrial - Anaheim, LLC; MCP SoCal Industrial - Canyon, LLC; MCP SoCal Industrial – Bernardo, LLC; MCP Ashton South End, LLC; MCP Lodge At Lakecrest, LLC; MCP Main Street Village, LLC; MCP Trimble Campus, LLC; MCP Staline, LLC; MCP Highland Park Lender, LLC; MCP Buford Logistics Center Bldg B, LLC; MCP 22745 & 22755 Relocation Drive, LLC; MCP 9020 Murphy Road, LLC; MCP Northyards Holdco, LLC; MCP Northyards Owner, LLC (100%); MCP Northyards Master Lessee, LLC (100%); MCP VOA Holdings, LLC; MCP VOA I & III, LLC (100%); MCP VOA II, LLC (100%); MCP West Broad Marketplace, LLC; MCP Grapevine, LLC; MCP Union Row, LLC; MCP Fife Enterprise Center, LLC; MCP 2 Ames, LLC; MCP 2 Ames Two, LLC (100%); MCP 2 Ames One, LLC (100%); MCP 2 Ames Owner, LLC (100%); MCP 350 Rohlwing, LLC; MCP – Wellington, LLC; MCP Onyx, LLC; MCP Valley Forge, LLC; MCP Valley Forge Two, LLC (100%); MCP Valley Forge One, LLC (100%); MCP Valley Forge Owner, LLC; MCP MA Property REIT, LLC; MCPF – Needham, LLC (100%); MCP 60 11th Street Member, LLC; 60 11th Street, LLC (100%); MCP-English Village, LLC; MCP 100 Congress Member, LLC; Des Moines Creek Business Park Phase II, LLC (100%); MCP Magnolia Park Member, LLC; MCP Denver Pavilions Member, LLC; MCP Buford Logistics Center 2 Member, LLC; MCP Seattle Gateway Industrial 1, LLC; MCP 249 Industrial Business Park Member, LLC; MCP Seattle Gateway Industrial II, LLC; MCP Seventh and Osborn Retail Member, LLC; MCP Seventh and Osborn MF Member, LLC; ; MCP Block 23 Member, LLC; MCP Burnside Member, LLC; MCP Mountain Technology Center Member TRS, LLC; MCP Vineyard Avenue Member, LLC; MCP 93 Red River Member, LLC; MCP Frisco Office, LLC; MCP Center Avenue Industrial Member, LLC; MCP 220 York, LLC; MCP 1500 Michael, LLC; MCP Vance Jackson, LLC; MCP Sleepy Hollow Member, LLC; MCP Clawiter Innovation Member, LLC; MCP Hub I, LLC; MCP Hub 1 Property, LLC (100%); MCP Shakopee, LLC; MCP Bradford, LLC.

Q11.15

SCHEDULE Y - INFORMATION CONCERNING ACTIVITIES OF INSURER MEMBERS OF A HOLDING COMPANY GROUP

PART 1 - ORGANIZATIONAL CHART



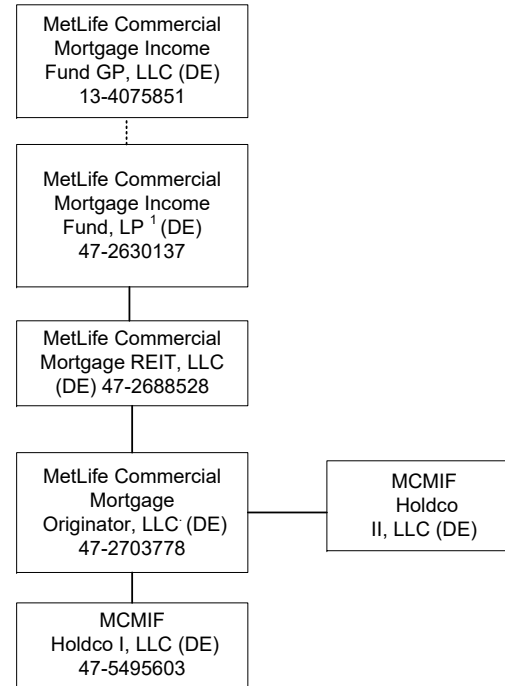
1. MetLife Senior Direct Lending GP, LLC is the Manager of MLJ US Feeder LLC. MetLife Insurance K.K. is the sole member



SCHEDULE Y - INFORMATION CONCERNING ACTIVITIES OF INSURER MEMBERS OF A HOLDING COMPANY GROUP

PART 1 - ORGANIZATIONAL CHART

G-1d



Q11.17

1 MetLife Commercial Mortgage Income Fund GP, LLC is the general partner of MetLife Commercial Mortgage Income Fund, LP (the "Fund"). A majority of the limited partnership interests in the Fund are held by third parties. The following affiliates hold limited partnership interests in the Fund: Metropolitan Life Insurance Company owns 32.15%, MetLife Insurance Company of Korea, Limited. owns 1.44%, and Metropolitan Tower Life Insurance Company owns 3.68%.

SCHEDULE Y - INFORMATION CONCERNING ACTIVITIES OF INSURER MEMBERS OF A HOLDING COMPANY GROUP

PART 1 - ORGANIZATIONAL CHART

1) The voting securities (excluding directors' qualifying shares, if any) of each subsidiary shown on the organizational chart are 100% owned by their respective parent corporation, unless otherwise indicated.

2) The Metropolitan Money Market Pool and MetLife Intermediate Income Pool are pass-through investments pools, of which Metropolitan Life Insurance Company and/or its subsidiaries and/or affiliates are general partners.

3) The MetLife, Inc. organizational chart does not include real estate joint ventures and partnerships of which MetLife, Inc. and/or its subsidiaries is an investment partner. In addition, certain inactive subsidiaries have also been omitted.

4) MetLife Services EEIG is a cost-sharing mechanism used in European Union for European Union-affiliated members.

**SCHEDULE Y**

**PART 1A - DETAIL OF INSURANCE HOLDING COMPANY SYSTEM**

1	2	3	4	5	6	7	8	9	10	11	12	13	14	15	16
Group Code	Group Name	NAIC Company Code	ID Number	Federal RSSD	CIK	Name of Securities Exchange if Publicly Traded (U.S. or International)	Names of Parent, Subsidiaries or Affiliates	Domiciliary Location	Relationship to Reporting Entity	Directly Controlled by (Name of Entity/Person)	Type of Control (Ownership Board, Management, Attorney-in-Fact, Influence, Other)	If Control is Ownership Provide Percentage	Ultimate Controlling Entity(ies)/Person(s)	Is an SCA Filing Required? (Y/N)	*
<b>Members</b>															
0241	MetLife		13-4075851	2945824	1099219	NYSE, ISE	MetLife, Inc	DE	UDP	Board of Directors	Board of Directors		Board of Directors	Y	
0241	MetLife		20-5894439	3373639			MetLife Global, Inc	DE	NIA	MetLife, Inc	Ownership	100.000	MetLife, Inc	N	
0241	MetLife		20-1360022				MetLife Pet Insurance Solutions LLC	KY	NIA	MetLife, Inc	Ownership	100.000	MetLife, Inc	N	
0241	MetLife			4189837			Inversiones MetLife Holdco Dos Limitada (Chile)	CHL	NIA	MetLife International Holdings, LLC	Ownership	0.001	MetLife, Inc	N	
0241	MetLife			4189837			Inversiones MetLife Holdco Dos Limitada (Chile)	CHL	NIA	Natloportem Holdings, LLC	Ownership		MetLife, Inc	N	
0241	MetLife			4189837			Inversiones MetLife Holdco Dos Limitada (Chile)	CHL	NIA	MetLife, Inc	Ownership	99.999	MetLife, Inc	N	
0241	MetLife		98-1099650				MetLife Global Benefits, Ltd	CYM	IA	MetLife, Inc	Ownership	100.000	MetLife, Inc	N	
0241	MetLife		36-3665871	3165900			Cova Life Management Company	DE	NIA	MetLife, Inc	Ownership	100.000	MetLife, Inc	N	
0241	MetLife		20-5707084	3817825			MetLife Services and Solutions, LLC	DE	NIA	MetLife Group, Inc	Ownership	100.000	MetLife, Inc	N	
0241	MetLife			3818523			MetLife Solutions Pte. Ltd	SGP	NIA	MetLife Services and Solutions, LLC	Ownership	100.000	MetLife, Inc	N	
0241	MetLife		98-0613376	3818550			MetLife Global Operations Support Center Private Limited	IND	NIA	MetLife Solutions Pte. Ltd	Ownership	100.000	MetLife, Inc	N	
0241	MetLife		98-0613376	3818550			MetLife Global Operations Support Center Private Limited	IND	NIA	Natloportem Holdings, LLC	Ownership		MetLife, Inc	N	
0241	MetLife			3818541			MetLife Services East Private Limited	IND	NIA	MetLife Solutions Pte. Ltd	Ownership	99.990	MetLife, Inc	N	
0241	MetLife			3818541			MetLife Services East Private Limited	IND	NIA	Natloportem Holdings, LLC	Ownership	0.010	MetLife, Inc	N	
0241	MetLife		22-3805708	3302488			Newbury Insurance Company, Limited	DE	IA	MetLife, Inc	Ownership	100.000	MetLife, Inc	N	
0241	MetLife		13-3179826	3219782			MetLife Digital Ventures, Inc	DE	NIA	MetLife, Inc	Ownership	100.000	MetLife, Inc	N	
0241	MetLife	13626	20-5819518	3921870			MetLife Reinsurance Company of Charleston	SC	IA	MetLife, Inc	Ownership	100.000	MetLife, Inc	N	
0241	MetLife		26-6122204	4254959			MetLife Capital Trust IV	DE	NIA	MetLife, Inc	Ownership	100.000	MetLife, Inc	N	
0241	MetLife		27-0858844	4278786			MetLife Home Loans LLC	DE	NIA	MetLife, Inc	Ownership	100.000	MetLife, Inc	N	
0241	MetLife		75-2417735	2602211			Federal Flood Certification LLC	TX	NIA	MetLife, Inc	Ownership	100.000	MetLife, Inc	N	
0241	MetLife						Veranda Merger Sub, Inc	DE	NIA	MetLife, Inc	Ownership	100.000	MetLife, Inc	N	
0241	MetLife		55-0790010	3165807			MetLife Group, Inc	NY	NIA	MetLife, Inc	Ownership	100.000	MetLife, Inc	N	
0241	MetLife		20-4607161				MetLife Europe Holdings, LLC	DE	NIA	MetLife, Inc	Ownership	100.000	MetLife, Inc	N	
0241	MetLife	13092	26-1511401	4300892			MetLife Reinsurance Company of Vermont	VT	IA	MetLife, Inc	Ownership	100.000	MetLife, Inc	N	
0241	MetLife	62634	51-0104167	4255107			Delaware American Life Insurance Company	DE	IA	MetLife, Inc	Ownership	100.000	MetLife, Inc	N	
0241	MetLife		27-1206753				MetLife Consumer Services, Inc	DE	NIA	MetLife, Inc	Ownership	100.000	MetLife, Inc	N	
0241	MetLife		81-2253384				MetLife Insurance Brokerage, Inc	NY	NIA	MetLife, Inc	Ownership	100.000	MetLife, Inc	N	
0241	MetLife		95-3947585	3166064			MetLife Investors Group, LLC	DE	NIA	MetLife, Inc	Ownership	100.000	MetLife, Inc	N	
0241	MetLife		43-1906210	3373563	1130412		MetLife Investments Securities LLC (DE)	DE	NIA	MetLife Investors Group, LLC	Ownership	100.000	MetLife, Inc	N	
0241	MetLife		43-1906210				MetLife Investors Distribution Company	MO	NIA	MetLife Investors Group, LLC	Ownership	100.000	MetLife, Inc	N	

Q12

**SCHEDULE Y**

**PART 1A - DETAIL OF INSURANCE HOLDING COMPANY SYSTEM**

1	2	3	4	5	6	7	8	9	10	11	12	13	14	15	16
Group Code	Group Name	NAIC Company Code	ID Number	Federal RSSD	CIK	Name of Securities Exchange if Publicly Traded (U.S. or International)	Names of Parent, Subsidiaries or Affiliates	Domiciliary Location	Relationship to Reporting Entity	Directly Controlled by (Name of Entity/Person)	Type of Control (Ownership Board, Management, Attorney-in-Fact, Influence, Other)	If Control is Ownership Provide Percentage	Ultimate Controlling Entity(ies)/Person(s)	Is an SCA Filing Required? (Y/N)	*
0241	MetLife.....	65978..	13-5581829..	1583845	937834		Metropolitan Life Insurance Company.....	NY.....	IA.....	MetLife, Inc.....	Ownership.....	100.000	MetLife, Inc.....	N.....	
0241	MetLife.....		20-2985998..				500 Grant Street GP, LLC.....	DE.....	NIA.....	Metropolitan Life Insurance Company.....	Ownership.....	100.000	MetLife, Inc.....	N.....	
0241	MetLife.....			1584785			500 Grant Street Associates Limited Partnership	CT.....	NIA.....	500 Grant Street GP LLC.....	Management.....		MetLife, Inc.....	N.....	
0241	MetLife.....		22-3140349..				MetLife Retirement Services LLC.....	NJ.....	NIA.....	Metropolitan Life Insurance Company.....	Ownership.....	100.000	MetLife, Inc.....	N.....	
0241	MetLife.....		90-0703980..				MLIC CB Holdings LLC.....	DE.....	NIA.....	Metropolitan Life Insurance Company.....	Ownership.....	100.000	MetLife, Inc.....	N.....	
0241	MetLife.....						ML Clal Member, LLC.....	DE.....	NIA.....	Metropolitan Life Insurance Company.....	Ownership.....	100.000	MetLife, Inc.....	N.....	
0241	MetLife.....		46-0800386..				CC Holdco Manager, LLC.....	DE.....	NIA.....	Metropolitan Life Insurance Company.....	Ownership.....	100.000	MetLife, Inc.....	N.....	
0241	MetLife.....						Euro CL Investments LLC.....	DE.....	NIA.....	Metropolitan Life Insurance Company.....	Ownership.....	100.000	MetLife, Inc.....	N.....	
0241	MetLife.....		13-5581829..				1001 Properties, LLC.....	DE.....	NIA.....	Metropolitan Life Insurance Company.....	Ownership.....	100.000	MetLife, Inc.....	N.....	
0241	MetLife.....		26-0291767..				6104 Hollywood, LLC.....	DE.....	NIA.....	Metropolitan Life Insurance Company.....	Ownership.....	100.000	MetLife, Inc.....	N.....	
0241	MetLife.....						The Building at 575 Fifth Avenue Mezzanine LLC	DE.....	NIA.....	Metropolitan Life Insurance Company.....	Ownership.....	100.000	MetLife, Inc.....	N.....	
0241	MetLife.....						The Building at 575 Fifth Retail Holding LLC.....	DE.....	NIA.....	The Building at 575 Fifth Avenue Mezzanine LLC	Ownership.....	100.000	MetLife, Inc.....	N.....	
0241	MetLife.....						The Building at 575 Fifth Retail Owner LLC.....	DE.....	NIA.....	The Building at 575 Fifth Retail Holding LLC.....	Ownership.....	100.000	MetLife, Inc.....	N.....	
0241	MetLife.....		98-1107266..				Met Canada Solar ULC.....	CAN.....	NIA.....	MetLife Capital, Limited Partnership.....	Ownership.....	100.000	MetLife, Inc.....	N.....	
0241	MetLife.....		86-1176467..				MEX DF Properties, LLC.....	DE.....	NIA.....	Metropolitan Life Insurance Company.....	Ownership.....	100.000	MetLife, Inc.....	N.....	
0241	MetLife.....		13-5581829..				Met 1065 Hotel, LLC.....	DE.....	NIA.....	Metropolitan Life Insurance Company.....	Ownership.....	100.000	MetLife, Inc.....	N.....	
0241	MetLife.....		55-0891973..				Corporate Real Estate Holdings, LLC.....	DE.....	NIA.....	Metropolitan Life Insurance Company.....	Ownership.....	100.000	MetLife, Inc.....	N.....	
0241	MetLife.....		13-5581829..				WFP 1000 Holding Company GP, LLC.....	DE.....	NIA.....	Metropolitan Life Insurance Company.....	Ownership.....	100.000	MetLife, Inc.....	N.....	
0241	MetLife.....		13-5581829..				MTU Hotel Owner, LLC.....	DE.....	NIA.....	Metropolitan Life Insurance Company.....	Ownership.....	100.000	MetLife, Inc.....	N.....	
0241	MetLife.....						ML Bellevue Member, LLC.....	DE.....	NIA.....	Metropolitan Life Insurance Company.....	Ownership.....	100.000	MetLife, Inc.....	N.....	
0241	MetLife.....		84-1717470..				MSV Irvine Property, LLC.....	DE.....	NIA.....	Metropolitan Life Insurance Company.....	Management.....		MetLife, Inc.....	N.....	
0241	MetLife.....		13-3619870..				23rd Street Investments, Inc.....	DE.....	NIA.....	Metropolitan Life Insurance Company.....	Ownership.....	100.000	MetLife, Inc.....	Y.....	
0241	MetLife.....		06-1193029..				MetLife Capital Credit L.P.....	DE.....	NIA.....	23rd Street Investments, Inc.....	Management.....		MetLife, Inc.....	N.....	
0241	MetLife.....		91-1273824..	4600453			MetLife Capital, Limited Partnership.....	DE.....	NIA.....	23rd Street Investments, Inc.....	Management.....		MetLife, Inc.....	N.....	
0241	MetLife.....						Long Island Solar Farm, LLC.....	DE.....	NIA.....	MetLife Capital, Limited Partnership.....	Management.....		MetLife, Inc.....	N.....	
0241	MetLife.....		43-1822723..	4275507			Missouri Reinsurance, Inc.....	CYM.....	IA.....	Metropolitan Life Insurance Company.....	Ownership.....	100.000	MetLife, Inc.....	Y.....	
0241	MetLife.....		13-3237278..				MetLife Holdings, Inc.....	DE.....	NIA.....	Metropolitan Life Insurance Company.....	Ownership.....	100.000	MetLife, Inc.....	Y.....	
0241	MetLife.....		13-3237275..				MetLife Credit Corp.....	DE.....	NIA.....	MetLife Holdings, Inc. (DE).....	Ownership.....	100.000	MetLife, Inc.....	N.....	
0241	MetLife.....		13-3237277..				MetLife Funding, Inc.....	DE.....	NIA.....	MetLife Holdings, Inc. (DE).....	Ownership.....	100.000	MetLife, Inc.....	N.....	
0241	MetLife.....						85 Broad Street Mezzanine LLC.....	DE.....	NIA.....	Metropolitan Life Insurance Company.....	Ownership.....	100.000	MetLife, Inc.....	N.....	
0241	MetLife.....		46-5563450..				Buford Logistics Center, LLC.....	DE.....	NIA.....	Metropolitan Life Insurance Company.....	Ownership.....	100.000	MetLife, Inc.....	N.....	
0241	MetLife.....		13-3170235..				Metropolitan Tower Realty Company, Inc.....	DE.....	NIA.....	Metropolitan Life Insurance Company.....	Ownership.....	100.000	MetLife, Inc.....	Y.....	
0241	MetLife.....		01-0855028..				Midtown Heights, LLC.....	DE.....	NIA.....	Metropolitan Tower Realty Company, Inc.....	Ownership.....	100.000	MetLife, Inc.....	N.....	
0241	MetLife.....		43-6026902..				White Oak Royalty Company.....	OK.....	NIA.....	Metropolitan Life Insurance Company.....	Ownership.....	100.000	MetLife, Inc.....	Y.....	

Q12.1

**SCHEDULE Y**

**PART 1A - DETAIL OF INSURANCE HOLDING COMPANY SYSTEM**

1	2	3	4	5	6	7	8	9	10	11	12	13	14	15	16
Group Code	Group Name	NAIC Company Code	ID Number	Federal RSSD	CIK	Name of Securities Exchange if Publicly Traded (U.S. or International)	Names of Parent, Subsidiaries or Affiliates	Domiciliary Location	Relationship to Reporting Entity	Directly Controlled by (Name of Entity/Person)	Type of Control (Ownership Board, Management, Attorney-in-Fact, Influence, Other)	If Control is Ownership Provide Percentage	Ultimate Controlling Entity(ies)/Person(s)	Is an SCA Filing Required? (Y/N)	*
0241	MetLife.....		26-2853672..				MLIC Asset Holdings LLC.....	DE.....	NIA.....	Metropolitan Life Insurance Company.....	Ownership.....	100.000	MetLife, Inc.....	N.....	
0241	MetLife.....		36-4197196..				MetLife Properties Ventures, LLC.....	DE.....	NIA.....	Metropolitan Life Insurance Company.....	Ownership.....	100.000	MetLife, Inc.....	N.....	
0241	MetLife.....		22-2375428..				Transmountain Land & Livestock Company.....	MT.....	NIA.....	Metropolitan Life Insurance Company.....	Ownership.....	100.000	MetLife, Inc.....	Y.....	
0241	MetLife.....		34-1650967..				MetLife Legal Plans, Inc.....	DE.....	NIA.....	Metropolitan Life Insurance Company.....	Ownership.....	100.000	MetLife, Inc.....	Y.....	
0241	MetLife.....		34-1631590..				MetLife Legal Plans of Florida, Inc.....	FL.....	NIA.....	MetLife Legal Plans, Inc.....	Ownership.....	100.000	MetLife, Inc.....	N.....	
0241	MetLife.....		13-4047186..				MetLife Tower Resources Group, Inc.....	DE.....	NIA.....	Metropolitan Life Insurance Company.....	Ownership.....	100.000	MetLife, Inc.....	Y.....	
0241	MetLife.....		26-0404927..				Housing Fund Manager, LLC.....	DE.....	NIA.....	Metropolitan Life Insurance Company.....	Ownership.....	100.000	MetLife, Inc.....	N.....	
0241	MetLife.....		26-0405155..				MTC Fund I, LLC.....	DE.....	NIA.....	Housing Fund Manager, LLC.....	Management.....		MetLife, Inc.....	N.....	
0241	MetLife.....		13-5581829..				MTC Fund II, LLC.....	DE.....	NIA.....	Housing Fund Manager, LLC.....	Management.....		MetLife, Inc.....	N.....	
0241	MetLife.....		14-2013939..	3727429			MTC Fund III, LLC.....	DE.....	NIA.....	Housing Fund Manager, LLC.....	Management.....		MetLife, Inc.....	N.....	
0241	MetLife.....			4254454			St. James Fleet Investments Two Limited.....	CYM.....	NIA.....	Metropolitan Life Insurance Company.....	Ownership.....	100.000	MetLife, Inc.....	Y.....	
0241	MetLife.....		98-0391368..	4254520			OMI MLIC Investments Limited.....	CYM.....	NIA.....	St. James Fleet Investments Two Limited.....	Ownership.....	100.000	MetLife, Inc.....	N.....	
0241	MetLife.....				1719327		MetLife Securitization Depositor LLC.....	DE.....	NIA.....	Metropolitan Life Insurance Company.....	Ownership.....	100.000	MetLife, Inc.....	N.....	
0241	MetLife.....		13-5581829..				MetLife Member Solaire LLC.....	DE.....	NIA.....	Metropolitan Life Insurance Company.....	Ownership.....	100.000	MetLife, Inc.....	N.....	
0241	MetLife.....		82-5393412..				Pacific Logistics Industrial South, LLC.....	DE.....	NIA.....	Metropolitan Life Insurance Company.....	Ownership.....	100.000	MetLife, Inc.....	N.....	
0241	MetLife.....		30-0777814..				Marketplace Residences, LLC.....	DE.....	NIA.....	Metropolitan Life Insurance Company.....	Ownership.....	100.000	MetLife, Inc.....	N.....	
0241	MetLife.....		27-0226554..	4600435			MLIC Asset Holdings II LLC.....	DE.....	NIA.....	Metropolitan Life Insurance Company.....	Ownership.....	100.000	MetLife, Inc.....	N.....	
0241	MetLife.....						MetLife RC SF Member, LLC.....	DE.....	NIA.....	Metropolitan Life Insurance Company.....	Ownership.....	100.000	MetLife, Inc.....	N.....	
0241	MetLife.....		46-3608641..				ML Swan Mezz, LLC.....	DE.....	NIA.....	Metropolitan Life Insurance Company.....	Ownership.....	100.000	MetLife, Inc.....	N.....	
0241	MetLife.....		46-3589015..				ML Swan GP, LLC.....	DE.....	NIA.....	ML Swan Mezz, LLC.....	Ownership.....	100.000	MetLife, Inc.....	N.....	
0241	MetLife.....		46-3616798..				ML Dolphin Mezz, LLC.....	DE.....	NIA.....	Metropolitan Life Insurance Company.....	Ownership.....	100.000	MetLife, Inc.....	N.....	
0241	MetLife.....		82-4889675..				ML Southlands Member, LLC.....	DE.....	NIA.....	Metropolitan Life Insurance Company.....	Management.....		MetLife, Inc.....	N.....	
0241	MetLife.....		83-2970698..				ML Port Chester SC Member, LLC.....	DE.....	NIA.....	Metropolitan Life Insurance Company.....	Management.....		MetLife, Inc.....	N.....	
0241	MetLife.....		82-4019470..				ML Cerritos TC Member, LLC.....	DE.....	NIA.....	Metropolitan Life Insurance Company.....	Management.....		MetLife, Inc.....	N.....	
0241	MetLife.....		82-5351346..				ML Sloan's Lake Member, LLC.....	DE.....	NIA.....	Metropolitan Life Insurance Company.....	Management.....		MetLife, Inc.....	N.....	
0241	MetLife.....						ML Sentinel Square Member, LLC.....	DE.....	NIA.....	Metropolitan Life Insurance Company.....	Ownership.....	100.000	MetLife, Inc.....	N.....	
0241	MetLife.....		46-3593573..				ML Dolphin GP, LLC.....	DE.....	NIA.....	ML Dolphin Mezz, LLC.....	Ownership.....	100.000	MetLife, Inc.....	N.....	
0241	MetLife.....						Haskell East Village, LLC.....	DE.....	NIA.....	Metropolitan Life Insurance Company.....	Ownership.....	100.000	MetLife, Inc.....	N.....	
0241	MetLife.....		46-3426206..				MetLife Cabo Hilton Member, LLC.....	DE.....	NIA.....	Metropolitan Life Insurance Company.....	Management.....		MetLife, Inc.....	N.....	
0241	MetLife.....		46-0803970..				MetLife CC Member, LLC.....	DE.....	NIA.....	Metropolitan Life Insurance Company.....	Management.....		MetLife, Inc.....	N.....	
0241	MetLife.....		80-0821598..				Oconee Hotel Company, LLC.....	DE.....	NIA.....	Metropolitan Life Insurance Company.....	Ownership.....	100.000	MetLife, Inc.....	N.....	
0241	MetLife.....		80-0823015..				Oconee Land Company, LLC.....	DE.....	NIA.....	Metropolitan Life Insurance Company.....	Ownership.....	100.000	MetLife, Inc.....	N.....	
0241	MetLife.....		80-0823413..				Oconee Land Development Company, LLC.....	DE.....	NIA.....	Oconee Land Company, LLC.....	Ownership.....	100.000	MetLife, Inc.....	N.....	
0241	MetLife.....		90-0853553..				Oconee Golf Company, LLC.....	DE.....	NIA.....	Oconee Land Company, LLC.....	Ownership.....	100.000	MetLife, Inc.....	N.....	
0241	MetLife.....		37-1694299..				Oconee Marina Company, LLC.....	DE.....	NIA.....	Oconee Land Company, LLC.....	Ownership.....	100.000	MetLife, Inc.....	N.....	
0241	MetLife.....		46-2460801..				1201 TAB Manager, LLC.....	DE.....	NIA.....	Metropolitan Life Insurance Company.....	Ownership.....	100.000	MetLife, Inc.....	N.....	

Q12.2

**SCHEDULE Y**

**PART 1A - DETAIL OF INSURANCE HOLDING COMPANY SYSTEM**

1	2	3	4	5	6	7	8	9	10	11	12	13	14	15	16
Group Code	Group Name	NAIC Company Code	ID Number	Federal RSSD	CIK	Name of Securities Exchange if Publicly Traded (U.S. or International)	Names of Parent, Subsidiaries or Affiliates	Domiciliary Location	Relationship to Reporting Entity	Directly Controlled by (Name of Entity/Person)	Type of Control (Ownership Board, Management, Attorney-in-Fact, Influence, Other)	If Control is Ownership Provide Percentage	Ultimate Controlling Entity(ies)/Person(s)	Is an SCA Filing Required? (Y/N)	*
0241	MetLife.....		46-2460801..				MetLife 1201 TAB Member, LLC.....	DE.....	NIA.....	Metropolitan Life Insurance Company.....	Management.....		MetLife, Inc.....	..N.....	
0241	MetLife.....		46-2477278..				MetLife LHH Member, LLC.....	DE.....	NIA.....	Metropolitan Life Insurance Company.....	Management.....		MetLife, Inc.....	..N.....	
0241	MetLife.....						MetLife Ashton Austin Owner, LLC.....	DE.....	NIA.....	Metropolitan Life Insurance Company.....	Ownership.....	...100.000	MetLife, Inc.....	..N.....	
0241	MetLife.....		13-5581829..				MetLife Acoma Owner, LLC.....	DE.....	NIA.....	Metropolitan Life Insurance Company.....	Ownership.....	...100.000	MetLife, Inc.....	..N.....	
0241	MetLife.....						ML Matson Mills Member LLC.....	DE.....	NIA.....	Metropolitan Life Insurance Company.....	Ownership.....	...100.000	MetLife, Inc.....	..N.....	
0241	MetLife.....						ML 300 Third Member LLC.....	DE.....	NIA.....	Metropolitan Life Insurance Company.....	Ownership.....	...100.000	MetLife, Inc.....	..N.....	
0241	MetLife.....						1925 WJC Owner, LLC.....	DE.....	NIA.....	Metropolitan Life Insurance Company.....	Ownership.....	...100.000	MetLife, Inc.....	..N.....	
0241	MetLife.....		26-1762232..				Boulevard Residential, LLC.....	DE.....	NIA.....	Metropolitan Life Insurance Company.....	Ownership.....	...100.000	MetLife, Inc.....	..N.....	
0241	MetLife.....						MetLife Ontario Street Member, LLC.....	DE.....	NIA.....	Metropolitan Life Insurance Company.....	Ownership.....	...100.000	MetLife, Inc.....	..N.....	
0241	MetLife.....		46-4158087..				MetLife 555 12th Member, LLC.....	DE.....	NIA.....	Metropolitan Life Insurance Company.....	Management.....		MetLife, Inc.....	..N.....	
0241	MetLife.....		82-3135079..				150 North Riverside PE Member, LLC.....	DE.....	NIA.....	Metropolitan Life Insurance Company.....	Management.....		MetLife, Inc.....	..N.....	
0241	MetLife.....		81-3382498..				MetLife ConSquare Member, LLC.....	DE.....	NIA.....	Metropolitan Life Insurance Company.....	Ownership.....	...100.000	MetLife, Inc.....	..N.....	
0241	MetLife.....		46-4133357..				ML Bridgeside Apartments, LLC.....	DE.....	NIA.....	Metropolitan Life Insurance Company.....	Ownership.....	...100.000	MetLife, Inc.....	..N.....	
0241	MetLife.....		46-4283517..				MetLife Camino Ramon Member, LLC.....	DE.....	NIA.....	Metropolitan Life Insurance Company.....	Management.....		MetLife, Inc.....	..N.....	
0241	MetLife.....		46-4705809..				MetLife CB W/A, LLC.....	DE.....	NIA.....	Metropolitan Life Insurance Company.....	Ownership.....	...100.000	MetLife, Inc.....	..N.....	
0241	MetLife.....		46-4129811..				MetLife 425 MKT Member, LLC.....	DE.....	NIA.....	Metropolitan Life Insurance Company.....	Ownership.....	...100.000	MetLife, Inc.....	..N.....	
0241	MetLife.....		13-5581829..				Southcreek Industrial Holdings. LLC.....	DE.....	NIA.....	Metropolitan Life Insurance Company.....	Ownership.....	...100.000	MetLife, Inc.....	..N.....	
0241	MetLife.....		46-4229772..				MetLife THR Investor, LLC.....	DE.....	NIA.....	Metropolitan Life Insurance Company.....	Ownership.....	...100.000	MetLife, Inc.....	..N.....	
0241	MetLife.....		13-5581829..				MCJV, LLC.....	DE.....	NIA.....	Metropolitan Life Insurance Company.....	Ownership.....	...100.000	MetLife, Inc.....	..N.....	
0241	MetLife.....						MetLife OFC Member, LLC.....	DE.....	NIA.....	Metropolitan Life Insurance Company.....	Ownership.....	...100.000	MetLife, Inc.....	..N.....	
0241	MetLife.....		46-4584166..				ML Southmore, LLC.....	DE.....	NIA.....	Metropolitan Life Insurance Company.....	Management.....		MetLife, Inc.....	..N.....	
0241	MetLife.....		13-5581829..				MetLife Private Equity Holdings, LLC.....	DE.....	NIA.....	MetLife SP Holdings, LLC.....	Ownership.....	...100.000	MetLife, Inc.....	..N.....	
0241	MetLife.....		20-8254446..				10700 Wilshire, LLC.....	DE.....	NIA.....	Metropolitan Life Insurance Company.....	Ownership.....	...100.000	MetLife, Inc.....	..N.....	
0241	MetLife.....		47-3741955..				ML Mililani Member, LLC.....	DE.....	NIA.....	Metropolitan Life Insurance Company.....	Management.....		MetLife, Inc.....	..N.....	
0241	MetLife.....		47-5228317..				MCPP Owners, LLC.....	DE.....	NIA.....	Metropolitan Life Insurance Company.....	Management.....		MetLife, Inc.....	..N.....	
0241	MetLife.....		20-3700390..				Viridian Miracle Mile, LLC.....	DE.....	NIA.....	Metropolitan Life Insurance Company.....	Ownership.....	...100.000	MetLife, Inc.....	..N.....	
0241	MetLife.....						ML-AI MetLife Member 5, LLC.....	DE.....	NIA.....	Metropolitan Life Insurance Company.....	Ownership.....	...100.000	MetLife, Inc.....	..N.....	
0241	MetLife.....						MetLife Park Tower Member, LLC.....	DE.....	NIA.....	Metropolitan Life Insurance Company.....	Ownership.....	...100.000	MetLife, Inc.....	..N.....	
0241	MetLife.....		47-5505232..				Park Tower REIT, Inc.....	DE.....	NIA.....	MetLife Park Tower Member, LLC.....	Ownership.....	...100.000	MetLife, Inc.....	..N.....	
0241	MetLife.....		81-1408328..				Park Tower JV Member, LLC.....	DE.....	NIA.....	Park Tower REIT, Inc.....	Ownership.....	...100.000	MetLife, Inc.....	..N.....	
0241	MetLife.....		82-1637862..				MetLife Chino Member, LLC.....	DE.....	NIA.....	Metropolitan Life Insurance Company.....	Ownership.....	...100.000	MetLife, Inc.....	..N.....	
0241	MetLife.....		13-5581829..				MetLife Boro Station Member, LLC.....	DE.....	NIA.....	Metropolitan Life Insurance Company.....	Ownership.....	...100.000	MetLife, Inc.....	..N.....	
0241	MetLife.....		83-2270141..				MMP Owners, LLC.....	DE.....	NIA.....	Metropolitan Life Insurance Company.....	Management.....		MetLife, Inc.....	..N.....	
0241	MetLife.....		13-5581829..				MetLife 8280 Member, LLC.....	DE.....	NIA.....	Metropolitan Life Insurance Company.....	Ownership.....	...100.000	MetLife, Inc.....	..N.....	
0241	MetLife.....						MC Portfolio JV Member, LLC.....	DE.....	NIA.....	Metropolitan Life Insurance Company.....	Ownership.....	...100.000	MetLife, Inc.....	..N.....	
0241	MetLife.....		13-5581829..				MMP Owners III, LLC.....	DE.....	NIA.....	Metropolitan Life Insurance Company.....	Ownership.....	...100.000	MetLife, Inc.....	..N.....	

Q12.3

**SCHEDULE Y**

**PART 1A - DETAIL OF INSURANCE HOLDING COMPANY SYSTEM**

1	2	3	4	5	6	7	8	9	10	11	12	13	14	15	16
Group Code	Group Name	NAIC Company Code	ID Number	Federal RSSD	CIK	Name of Securities Exchange if Publicly Traded (U.S. or International)	Names of Parent, Subsidiaries or Affiliates	Domiciliary Location	Relationship to Reporting Entity	Directly Controlled by (Name of Entity/Person)	Type of Control (Ownership Board, Management, Attorney-in-Fact, Influence, Other)	If Control is Ownership Provide Percentage	Ultimate Controlling Entity(ies)/Person(s)	Is an SCA Filing Required? (Y/N)	*
0241	MetLife.....						MetLife Multi-Family Partners III, LLC.....	DE.....	NIA.....	MMP Owners III, LLC.....	Ownership.....	100.000	MetLife, Inc.....	.....N.....	
0241	MetLife.....		13-5581829..				MMP Holdings III, LLC.....	DE.....	NIA.....	MetLife Multi-Family Partners III, LLC.....	Ownership.....	100.000	MetLife, Inc.....	.....N.....	
0241	MetLife.....		13-5581829..				MMP Cedar Street REIT, LLC.....	DE.....	NIA.....	MMP Holdings III, LLC.....	Ownership.....	100.000	MetLife, Inc.....	.....N.....	
0241	MetLife.....		13-5581829..				MMP Cedar Street Owner, LLC.....	DE.....	NIA.....	MMP Cedar Street REIT, LLC.....	Ownership.....	100.000	MetLife, Inc.....	.....N.....	
0241	MetLife.....		13-5581829..				MMP South Park REIT, LLC.....	DE.....	NIA.....	MMP Holdings III, LLC.....	Ownership.....	100.000	MetLife, Inc.....	.....N.....	
0241	MetLife.....		13-5581829..				MMP South Park Owner, LLC.....	DE.....	NIA.....	MMP South Park REIT, LLC.....	Ownership.....	100.000	MetLife, Inc.....	.....N.....	
0241	MetLife.....		13-5581829..				MMP Olivian REIT, LLC.....	DE.....	NIA.....	MMP Holdings III, LLC.....	Ownership.....	100.000	MetLife, Inc.....	.....N.....	
0241	MetLife.....		13-5581829..				MMP Olivian Owner, LLC.....	DE.....	NIA.....	MMP Olivian REIT, LLC.....	Ownership.....	100.000	MetLife, Inc.....	.....N.....	
0241	MetLife.....						ML Block 40, LLC.....	DE.....	NIA.....	Metropolitan Life Insurance Company.....	Ownership.....	100.000	MetLife, Inc.....	.....N.....	
0241	MetLife.....						MetLife Japan US Equity Owners LLC.....	DE.....	NIA.....	Metropolitan Life Insurance Company.....	Ownership.....	100.000	MetLife, Inc.....	.....N.....	
0241	MetLife.....		13-5581829..				MetLife SP Holdings, LLC.....	DE.....	NIA.....	Metropolitan Life Insurance Company.....	Ownership.....	100.000	MetLife, Inc.....	.....N.....	
0241	MetLife.....		47-2085444..				ML-AI MetLife Member 2, LLC.....	DE.....	NIA.....	Metropolitan Life Insurance Company.....	Management.....		MetLife, Inc.....	.....N.....	
0241	MetLife.....						ML-AI MetLife Member 3, LLC.....	DE.....	NIA.....	Metropolitan Life Insurance Company.....	Ownership.....	100.000	MetLife, Inc.....	.....N.....	
0241	MetLife.....						ML-AI MetLife Member 4, LLC.....	DE.....	NIA.....	Metropolitan Life Insurance Company.....	Management.....		MetLife, Inc.....	.....N.....	
0241	MetLife.....		82-2216412..				White Tract II, LLC.....	DE.....	NIA.....	Metropolitan Life Insurance Company.....	Ownership.....	100.000	MetLife, Inc.....	.....N.....	
0241	MetLife.....		81-0770888..				MetLife Treat Towers Member, LLC.....	DE.....	NIA.....	Metropolitan Life Insurance Company.....	Ownership.....	100.000	MetLife, Inc.....	.....N.....	
0241	MetLife.....		46-4255167..				ML Terraces, LLC.....	DE.....	NIA.....	Metropolitan Life Insurance Company.....	Ownership.....	100.000	MetLife, Inc.....	.....N.....	
0241	MetLife.....						MetLife 1007 Stewart, LLC.....	DE.....	NIA.....	Metropolitan Life Insurance Company.....	Ownership.....	100.000	MetLife, Inc.....	.....N.....	
0241	MetLife.....						Chestnut Flats Wind, LLC.....	DE.....	NIA.....	Metropolitan Life Insurance Company.....	Ownership.....	100.000	MetLife, Inc.....	.....N.....	
0241	MetLife.....		47-1256270..				MetLife OBS Member, LLC.....	DE.....	NIA.....	Metropolitan Life Insurance Company.....	Ownership.....	100.000	MetLife, Inc.....	.....N.....	
0241	MetLife.....						MetLife FM Hotel Member, LLC.....	DE.....	NIA.....	Metropolitan Life Insurance Company.....	Ownership.....	100.000	MetLife, Inc.....	.....N.....	
0241	MetLife.....						LHCW Holdings (U.S.) LLC.....	DE.....	NIA.....	MetLife FM Hotel Member, LLC.....	Ownership.....	100.000	MetLife, Inc.....	.....N.....	
0241	MetLife.....						LHC Holdings (U.S.) LLC.....	DE.....	NIA.....	LHCW Holdings (U.S.) LLC.....	Ownership.....	100.000	MetLife, Inc.....	.....N.....	
0241	MetLife.....						LHCW Hotel Holding (U.S.) LLC.....	DE.....	NIA.....	LHC Holdings (U.S.) LLC.....	Ownership.....	100.000	MetLife, Inc.....	.....N.....	
0241	MetLife.....						LHCW Hotel Holding (2002) LLC.....	DE.....	NIA.....	LHCW Hotel Holding (U.S.) LLC.....	Ownership.....	100.000	MetLife, Inc.....	.....N.....	
0241	MetLife.....						LHCW Hotel Operating Company (2002) LLC.....	DE.....	NIA.....	LHCW Hotel Holding (U.S.) LLC.....	Ownership.....	100.000	MetLife, Inc.....	.....N.....	
0241	MetLife.....						MetLife HCMJV 1 GP, LLC.....	DE.....	NIA.....	Metropolitan Life Insurance Company.....	Ownership.....	100.000	MetLife, Inc.....	.....N.....	
0241	MetLife.....						MetLife HCMJV 1 LP, LLC.....	DE.....	NIA.....	Metropolitan Life Insurance Company.....	Ownership.....	100.000	MetLife, Inc.....	.....N.....	
0241	MetLife.....						ML Third Army Industrial Member, LLC.....	DE.....	NIA.....	Metropolitan Life Insurance Company.....	Ownership.....	100.000	MetLife, Inc.....	.....N.....	
0241	MetLife.....		46-4196012..				ML-AI MetLife Member 1, LLC.....	DE.....	NIA.....	Metropolitan Life Insurance Company.....	Management.....		MetLife, Inc.....	.....N.....	
0241	MetLife.....						Sino-US United MetLife Insurance Co. Ltd.....	CHN.....	IA.....	Metropolitan Life Insurance Company.....	Ownership.....	50.000	MetLife, Inc.....	.....N.....	
0241	MetLife.....		84-4913232..				ML Armature Member, LLC.....	DE.....	NIA.....	Metropolitan Life Insurance Company.....	Management.....		MetLife, Inc.....	.....N.....	
0241	MetLife.....	26298..	13-2725441..	3219728			Metropolitan Property and Casualty Insurance Company	RI.....	RE.....	MetLife, Inc.....	Ownership.....	100.000	MetLife, Inc.....	.....N.....	
0241	MetLife.....	39950..	22-2342710..				Metropolitan General Insurance Company.....	RI.....	DS.....	Metropolitan Property and Casualty Insurance Company	Ownership.....	100.000	MetLife, Inc.....	.....N.....	

Q12.4

**SCHEDULE Y**

**PART 1A - DETAIL OF INSURANCE HOLDING COMPANY SYSTEM**

1	2	3	4	5	6	7	8	9	10	11	12	13	14	15	16
Group Code	Group Name	NAIC Company Code	ID Number	Federal RSSD	CIK	Name of Securities Exchange if Publicly Traded (U.S. or International)	Names of Parent, Subsidiaries or Affiliates	Domiciliary Location	Relationship to Reporting Entity	Directly Controlled by (Name of Entity/Person)	Type of Control (Ownership Board, Management, Attorney-in-Fact, Influence, Other)	If Control is Ownership Provide Percentage	Ultimate Controlling Entity(ies)/Person(s)	Is an SCA Filing Required? (Y/N)	*
0241	MetLife.....	40169..	05-0393243..				Metropolitan Casualty Insurance Company.....	RI.....	DS.....	Metropolitan Property and Casualty Insurance Company	Ownership.....	100.000	MetLife, Inc.....	N.....	
0241	MetLife.....	25321..	23-1903575..				Metropolitan Direct Property and Casualty Insurance Company	RI.....	DS.....	Metropolitan Property and Casualty Insurance Company	Ownership.....	100.000	MetLife, Inc.....	N.....	
0241	MetLife.....	22926..	36-1022580..				Economy Fire & Casualty Company.....	IL.....	DS.....	Metropolitan Property and Casualty Insurance Company	Ownership.....	100.000	MetLife, Inc.....	N.....	
0241	MetLife.....	38067..	36-3027848..				Economy Preferred Insurance Company.....	IL.....	DS.....	Economy Fire & Casualty Company.....	Ownership.....	100.000	MetLife, Inc.....	N.....	
0241	MetLife.....	40649..	36-3105737..				Economy Premier Assurance Company.....	IL.....	DS.....	Economy Fire & Casualty Company.....	Ownership.....	100.000	MetLife, Inc.....	N.....	
0241	MetLife.....		95-3003951..				MetLife Auto & Home Insurance Agency, Inc.....	RI.....	DS.....	Metropolitan Property and Casualty Insurance Company	Ownership.....	100.000	MetLife, Inc.....	Y.....	
0241	MetLife.....	34339..	13-2915260..				Metropolitan Group Property and Casualty Insurance Company	RI.....	DS.....	Metropolitan Property and Casualty Insurance Company	Ownership.....	100.000	MetLife, Inc.....	N.....	
0241	MetLife.....		05-0476998..				Metropolitan Lloyds, Inc.....	TX.....	DS.....	Metropolitan Property and Casualty Insurance Company	Ownership.....	100.000	MetLife, Inc.....	Y.....	
0241	MetLife.....	13938..	75-2483187..				Metropolitan Lloyds Insurance Company of Texas	TX.....	DS.....	Metropolitan Lloyds, Inc.....	Attorney-in-fact.....		MetLife, Inc.....	N.....	
0241	MetLife.....	97136..	13-3114906..	3219773			Metropolitan Tower Life Insurance Company.....	NE.....	IA.....	MetLife, Inc.....	Ownership.....	100.000	MetLife, Inc.....	N.....	
0241	MetLife.....		38-4035918..				MetLife Assignment Company, Inc (DE).....	DE.....	NIA.....	Metropolitan Tower Life Insurance Company...	Ownership.....	100.000	MetLife, Inc.....	Y.....	
0241	MetLife.....						Plaza Drive Properties, LLC.....	DE.....	NIA.....	Metropolitan Tower Life Insurance Company...	Ownership.....	100.000	MetLife, Inc.....	N.....	
0241	MetLife.....		13-3114906..				MTL Leasing, LLC.....	DE.....	NIA.....	Metropolitan Tower Life Insurance Company...	Ownership.....	100.000	MetLife, Inc.....	N.....	
0241	MetLife.....		06-1535895..				PREFCO XIV Holdings LLC.....	CT.....	NIA.....	MTL Leasing, LLC.....	Ownership.....	100.000	MetLife, Inc.....	N.....	
0241	MetLife.....		06-1535895..				PREFCO Fourteen Limited Partnership.....	CT.....	NIA.....	MTL Leasing, LLC.....	Management.....		MetLife, Inc.....	N.....	
0241	MetLife.....						1320 Venture LLC.....	DE.....	NIA.....	MTL Leasing, LLC.....	Ownership.....	100.000	MetLife, Inc.....	N.....	
0241	MetLife.....		13-3114906..				1320 GP LLC.....	DE.....	NIA.....	MTL Leasing, LLC.....	Ownership.....	100.000	MetLife, Inc.....	N.....	
0241	MetLife.....		38-3846857..				1320 Owner LP.....	DE.....	NIA.....	1320 Venture LLC.....	Management.....		MetLife, Inc.....	N.....	
0241	MetLife.....		52-1528581..	3921834	727303		SafeGuard Health Enterprises, Inc.....	DE.....	NIA.....	MetLife, Inc.....	Ownership.....	100.000	MetLife, Inc.....	N.....	
0241	MetLife.....	14170..	33-0733552..				MetLife Health Plans, Inc.....	NJ.....	NIA.....	SafeGuard Health Enterprises, Inc.....	Ownership.....	100.000	MetLife, Inc.....	N.....	
0241	MetLife.....		95-2879515..				SafeGuard Health Plans, Inc. (CA).....	CA.....	NIA.....	SafeGuard Health Enterprises, Inc.....	Ownership.....	100.000	MetLife, Inc.....	N.....	
0241	MetLife.....	79014..	33-0515751..				SafeHealth Life Insurance Company.....	CA.....	NIA.....	SafeGuard Health Enterprises, Inc.....	Ownership.....	100.000	MetLife, Inc.....	N.....	
0241	MetLife.....	52009..	65-0073323..				SafeGuard Health Plans, Inc. (FL).....	FL.....	NIA.....	SafeGuard Health Enterprises, Inc.....	Ownership.....	100.000	MetLife, Inc.....	N.....	
0241	MetLife.....	95051..	75-2046497..				SafeGuard Health Plans, Inc. (TX).....	TX.....	NIA.....	SafeGuard Health Enterprises, Inc.....	Ownership.....	100.000	MetLife, Inc.....	N.....	
0241	MetLife.....	60690..	98-0000065..	4247326			American Life Insurance Company.....	DE.....	IA.....	MetLife, Inc.....	Ownership.....	100.000	MetLife, Inc.....	N.....	
0241	MetLife.....						BIDV MetLife Life Insurance Limited Liability Company	VNM.....	IA.....	American Life Insurance Company.....	Ownership.....	63.440	MetLife, Inc.....	N.....	
0241	MetLife.....		AA-1580066..				MetLife Insurance K.K. (Japan).....	JPN.....	IA.....	American Life Insurance Company.....	Ownership.....	100.000	MetLife, Inc.....	N.....	
0241	MetLife.....			4255330			Communication One Kabushiki Kaisha (Japan).....	JPN.....	NIA.....	MetLife Insurance K.K. (Japan).....	Ownership.....	100.000	MetLife, Inc.....	N.....	
0241	MetLife.....						Fortissimo Co., Ltd.....	JPN.....	IA.....	MetLife Insurance K.K. (Japan).....	Ownership.....	100.000	MetLife, Inc.....	N.....	

Q12.5



**SCHEDULE Y**

**PART 1A - DETAIL OF INSURANCE HOLDING COMPANY SYSTEM**

1	2	3	4	5	6	7	8	9	10	11	12	13	14	15	16
Group Code	Group Name	NAIC Company Code	ID Number	Federal RSSD	CIK	Name of Securities Exchange if Publicly Traded (U.S. or International)	Names of Parent, Subsidiaries or Affiliates	Domiciliary Location	Relationship to Reporting Entity	Directly Controlled by (Name of Entity/Person)	Type of Control (Ownership Board, Management, Attorney-in-Fact, Influence, Other)	If Control is Ownership Provide Percentage	Ultimate Controlling Entity(ies)/Person(s)	Is an SCA Filing Required? (Y/N)	*
0241	MetLife.....			4250018			MetLife Life Insurance Company (Egypt).....	EGY.....	IA.....	MetLife Global Holding Company I GmbH (Swiss)	Ownership.....	84.125	MetLife, Inc.....	N.....	
0241	MetLife.....		51-0205283..				International Technical and Advisory Services Limited	DE.....	NIA.....	American Life Insurance Company .....	Ownership.....	100.000	MetLife, Inc.....	Y.....	
0241	MetLife.....		02-0649743..				Borderland Investments Limited (USA-Delaware)	DE.....	NIA.....	American Life Insurance Company .....	Ownership.....	100.000	MetLife, Inc.....	Y.....	
0241	MetLife.....						ALICO Hellas Single Member Limited Liability Company (Greece)	GRC.....	NIA.....	Borderland Investments Limited (DE).....	Ownership.....	100.000	MetLife, Inc.....	N.....	
0241	MetLife.....		13-3912049..				ALICO Properties, Inc. (USA-Delaware).....	DE.....	NIA.....	American Life Insurance Company .....	Ownership.....	51.000	MetLife, Inc.....	Y.....	
0241	MetLife.....		13-3919049..				Global Properties, Inc. (USA-Delaware).....	DE.....	NIA.....	ALICO Properties, Inc.....	Ownership.....	100.000	MetLife, Inc.....	N.....	
0241	MetLife.....						MetLife Global Holding Company I GmbH (Swiss)	CHE.....	NIA.....	American Life Insurance Company.....	Ownership.....	100.000	MetLife, Inc.....	N.....	
0241	MetLife.....		13-3759652..	3166279			MetLife International Holdings, LLC.....	DE.....	NIA.....	MetLife Global Holding Company II GmbH (Swiss)	Ownership.....	100.000	MetLife, Inc.....	N.....	
0241	MetLife.....			4240907			MM Global Operations Support Center, S.A. de C.V.	MEX.....	NIA.....	MetLife Global Holding Company II GmbH (Swiss)	Ownership.....	100.000	MetLife, Inc.....	N.....	
0241	MetLife.....			4240907			MM Global Operations Support Center, S.A. de C.V.	MEX.....	NIA.....	MetLife Global Holding Company I GmbH (Swiss)	Ownership.....		MetLife, Inc.....	N.....	
0241	MetLife.....			4254995			Fundacion MetLife Mexico, A.C.....	MEX.....	NIA.....	MM Global Operations Support Center, S.A. de C.V., S.A. de C.V.	Ownership.....	100.000	MetLife, Inc.....	N.....	
0241	MetLife.....						MetLife Asia Services Sdn. Bhd.....	MYS.....	NIA.....	MetLife Global Holding Company II GmbH (Swiss)	Ownership.....	100.000	MetLife, Inc.....	N.....	
0241	MetLife.....		AA-1860015.				MetLife Emekliik ve Hayat A.S. (Turkey).....	TUR.....	IA.....	MetLife Global Holding Company II GmbH (Swiss)	Ownership.....	99.980	MetLife, Inc.....	N.....	
0241	MetLife.....			4250072			PJSC MetLife (Ukraine).....	UKR.....	IA.....	MetLife Global Holding Company II GmbH (Swiss)	Ownership.....	99.999	MetLife, Inc.....	N.....	
0241	MetLife.....			4250072			PJSC MetLife (Ukraine).....	UKR.....	IA.....	International Technical and Advisory Services Limited (DE)	Ownership.....	0.001	MetLife, Inc.....	N.....	
0241	MetLife.....			4250072			PJSC MetLife (Ukraine).....	UKR.....	IA.....	Borderland Investments Limited (DE).....	Ownership.....	0.001	MetLife, Inc.....	N.....	
0241	MetLife.....						MetLife Innovation Centre Limited.....	IRL.....	NIA.....	MetLife Global Holding Company II GmbH (Swiss)	Ownership.....	99.999	MetLife, Inc.....	N.....	
0241	MetLife.....						MetLife Asset Management Corp. (Japan).....	JPN.....	NIA.....	ALICO Operations, LLC (DE).....	Ownership.....	100.000	MetLife, Inc.....	N.....	
0241	MetLife.....			4251293			MetLife Seguros S.A. (Uruguay).....	URY.....	IA.....	ALICO Operations, LLC (DE).....	Ownership.....	100.000	MetLife, Inc.....	N.....	
0241	MetLife.....						MetLife Colombia Seguros de Vida S.A. (Columbia)	COL.....	IA.....	MetLife Global Holding Company II GmbH (Swiss)	Ownership.....	90.000	MetLife, Inc.....	N.....	
0241	MetLife.....						MetLife Colombia Seguros de Vida S.A. (Columbia)	COL.....	IA.....	MetLife Global Holding Company I GmbH (Swiss)	Ownership.....	10.000	MetLife, Inc.....	N.....	

Q12.6

**SCHEDULE Y**

**PART 1A - DETAIL OF INSURANCE HOLDING COMPANY SYSTEM**

1	2	3	4	5	6	7	8	9	10	11	12	13	14	15	16
Group Code	Group Name	NAIC Company Code	ID Number	Federal RSSD	CIK	Name of Securities Exchange if Publicly Traded (U.S. or International)	Names of Parent, Subsidiaries or Affiliates	Domiciliary Location	Relationship to Reporting Entity	Directly Controlled by (Name of Entity/Person)	Type of Control (Ownership Board, Management, Attorney-in-Fact, Influence, Other)	If Control is Ownership Provide Percentage	Ultimate Controlling Entity(ies)/Person(s)	Is an SCA Filing Required? (Y/N)	*
0241	MetLife.....						MetLife Colombia Seguros de Vida S.A. (Columbia)	COL.....	IA.....	International Technical and Advisory Services Limited (DE)	Ownership.....		MetLife, Inc.....	.....N.....	
0241	MetLife.....						MetLife Colombia Seguros de Vida S.A. (Columbia)	COL.....	IA.....	Borderland Investments Limited (DE).....	Ownership.....		MetLife, Inc.....	.....N.....	
0241	MetLife.....						MetLife Colombia Seguros de Vida S.A. (Columbia)	COL.....	IA.....	Natiloportem Holdings, LLC.....	Ownership.....		MetLife, Inc.....	.....N.....	
0241	MetLife.....			4254445			MetLife Latin America Asesorias e Inversiones Limitada (Chile)	CHL.....	NIA.....	MetLife Investment Management Holdings (Ireland) Limited	Ownership.....	99.990	MetLife, Inc.....	.....N.....	
0241	MetLife.....			4254445			MetLife Latin America Asesorias e Inversiones Limitada (Chile)	CHL.....	NIA.....	MetLife Global Holding Company II GmbH (Swiss)	Ownership.....	0.010	MetLife, Inc.....	.....N.....	
0241	MetLife.....			4275534			MetLife Investments Asia Limited (Hong Kong).	HKG.....	NIA.....	MetLife Investment Management Holdings (Ireland) Limited	Ownership.....	100.000	MetLife, Inc.....	.....N.....	
0241	MetLife.....			4254427			MetLife Investments Limited (UK).....	GBR.....	NIA.....	MetLife Investment Management Holdings (Ireland) Limited	Ownership.....	100.000	MetLife, Inc.....	.....N.....	
0241	MetLife.....						MetLife Investment Management Holdings (Ireland) Limited	IRL.....	NIA.....	MetLife Global Holding Company II GmbH (Swiss)	Ownership.....	100.000	MetLife, Inc.....	.....N.....	
0241	MetLife.....						MetLife Syndicated Bank Loan Lux GP, S.à.r.l.	LUX.....	NIA.....	MetLife Investment Management Holdings (Ireland) Limited	Ownership.....	100.000	MetLife, Inc.....	.....N.....	
0241	MetLife.....		98-1372544				MetLife BL Feeder (Cayman), LP.....	CYM.....	NIA.....	MetLife Syndicated Bank Loan Lux GP, S.à.r.l.	Management.....		MetLife, Inc.....	.....N.....	
0241	MetLife.....		82-3255634				MetLife BL Feeder, LP.....	DE.....	NIA.....	MetLife Syndicated Bank Loan Lux GP, S.à.r.l.	Management.....		MetLife, Inc.....	.....N.....	
0241	MetLife.....		98-1372721				MetLife Syndicated Bank Loan Fund, SCSp (Luxembourg)	LUX.....	NIA.....	MetLife Syndicated Bank Loan Lux GP, S.à.r.l.	Management.....		MetLife, Inc.....	.....N.....	
0241	MetLife.....		30-0615846				ALICO Operations, LLC (DE).....	DE.....	NIA.....	MetLife Global Holding Company II GmbH (Swiss)	Ownership.....	100.000	MetLife, Inc.....	.....N.....	
0241	MetLife.....		98-0552186	4249302			ALICO European Holding Limited (Ireland).....	IRL.....	NIA.....	MetLife Global Holding Company II GmbH (Swiss)	Ownership.....	100.000	MetLife, Inc.....	.....N.....	
0241	MetLife.....						MetLife Asia Holding Company Pte. Ltd. ....	SGP.....	NIA.....	MetLife Global Holding Company II GmbH (Swiss)	Ownership.....	100.000	MetLife, Inc.....	.....N.....	
0241	MetLife.....						MetLife Innovation Centre Pte. Ltd. ....	SGP.....	NIA.....	MetLife Asia Holding Company Pte. Ltd. ....	Ownership.....	100.000	MetLife, Inc.....	.....N.....	
0241	MetLife.....						LumenLab Malaysia Sdn. Bhd. (Malaysia).....	MYS.....	NIA.....	MetLife Innovation Centre Pte. Ltd. ....	Ownership.....	100.000	MetLife, Inc.....	.....N.....	
0241	MetLife.....						MetLife Reinsurance Company of Bermuda Ltd.	BMU.....	IA.....	MetLife Global Holding Company II GmbH (Swiss)	Ownership.....	100.000	MetLife, Inc.....	.....N.....	
0241	MetLife.....						MetLife Investment Management Limited (UK)..	GBR.....	NIA.....	MetLife Global Holding Company II GmbH (Swiss)	Ownership.....	100.000	MetLife, Inc.....	.....N.....	
0241	MetLife.....			4249469			Closed Joint-stock Company Master-D (Russia)	RUS.....	NIA.....	MetLife Global Holding Company II GmbH (Swiss)	Ownership.....	100.000	MetLife, Inc.....	.....N.....	

Q12.7

**SCHEDULE Y**

**PART 1A - DETAIL OF INSURANCE HOLDING COMPANY SYSTEM**

1	2	3	4	5	6	7	8	9	10	11	12	13	14	15	16
Group Code	Group Name	NAIC Company Code	ID Number	Federal RSSD	CIK	Name of Securities Exchange if Publicly Traded (U.S. or International)	Names of Parent, Subsidiaries or Affiliates	Domiciliary Location	Relationship to Reporting Entity	Directly Controlled by (Name of Entity/Person)	Type of Control (Ownership Board, Management, Attorney-in-Fact, Influence, Other)	If Control is Ownership Provide Percentage	Ultimate Controlling Entity(ies)/Person(s)	Is an SCA Filing Required? (Y/N)	*
0241	MetLife.....			4249991			Joint-Stock Company "MetLife Insurance Company" (Russia)	RUS.....	IA.....	MetLife Global Holding Company II GmbH (Swiss)	Ownership.....	49.000	MetLife, Inc.....	N.....	
0241	MetLife.....			4249991			Joint-Stock Company "MetLife Insurance Company" (Russia)	RUS.....	IA.....	Closed Joint-stock Company Master-D (Russia)	Ownership.....	51.000	MetLife, Inc.....	N.....	
0241	MetLife.....						MetLife Global Holding Company II GmbH (Swiss)	CHE.....	NIA.....	MetLife Global Holding Company I GmbH (Swiss)	Ownership.....	100.000	MetLife, Inc.....	N.....	
0241	MetLife.....		13-3953333	3166372			Natiloportem Holdings, LLC.....	DE.....	NIA.....	MetLife International Holdings, LLC.....	Ownership.....	100.000	MetLife, Inc.....	N.....	
0241	MetLife.....			3166402			Excelencia Operativa y Tecnologica, S.A. de C.V. (Mexico)	MEX.....	NIA.....	Natiloportem Holdings, LLC.....	Ownership.....	99.900	MetLife, Inc.....	N.....	
0241	MetLife.....			3166402			Excelencia Operativa y Tecnologica, S.A. de C.V. (Mexico)	MEX.....	NIA.....	MetLife Mexico Servicios, S.A. de C.V.....	Ownership.....	0.100	MetLife, Inc.....	N.....	
0241	MetLife.....			3166318			Metropolitan Life Seguros e Previdencia Privada S.A. (Brazil)	BRA.....	IA.....	MetLife International Holdings, LLC.....	Ownership.....	66.662	MetLife, Inc.....	N.....	
0241	MetLife.....			3166318			Metropolitan Life Seguros e Previdencia Privada S.A. (Brazil)	BRA.....	IA.....	MetLife Worldwide Holdings, LLC.....	Ownership.....	33.337	MetLife, Inc.....	N.....	
0241	MetLife.....			3166318			Metropolitan Life Seguros e Previdencia Privada S.A. (Brazil)	BRA.....	IA.....	Natiloportem Holdings, LLC.....	Ownership.....	0.001	MetLife, Inc.....	N.....	
0241	MetLife.....			4191616			MetLife Ireland Holdings One Limited.....	IRL.....	NIA.....	MetLife International Holdings, LLC.....	Ownership.....	100.000	MetLife, Inc.....	N.....	
0241	MetLife.....						MetLife International Limited, LLC (DE).....	DE.....	NIA.....	MetLife International Holdings, LLC.....	Ownership.....	100.000	MetLife, Inc.....	N.....	
0241	MetLife.....						AmMetLife Insurance Berhad.....	MYS.....	IA.....	MetLife International Holdings, LLC.....	Ownership.....	50.000	MetLife, Inc.....	N.....	
0241	MetLife.....						MAXIS GBN S.A.S.....	FRA.....	NIA.....	MetLife International Holdings, LLC.....	Ownership.....	50.000	MetLife, Inc.....	N.....	
0241	MetLife.....		AA-5480033				AmMetLife Takaful Berhad.....	MYS.....	IA.....	MetLife International Holdings, LLC.....	Ownership.....	50.000	MetLife, Inc.....	N.....	
0241	MetLife.....						MetLife Asia Limited (Hong Kong).....	HKG.....	NIA.....	MetLife International Holdings, LLC.....	Ownership.....	100.000	MetLife, Inc.....	N.....	
0241	MetLife.....			4195913			MetLife Planos Odontologicos Ltda. (Brazil).....	BRA.....	IA.....	MetLife International Holdings, LLC.....	Ownership.....	99.999	MetLife, Inc.....	N.....	
0241	MetLife.....			4195913			MetLife Planos Odontologicos Ltda. (Brazil).....	BRA.....	IA.....	Natiloportem Holdings, LLC.....	Ownership.....	0.001	MetLife, Inc.....	N.....	
0241	MetLife.....		AA-2130012	1641857			MetLife Seguros S.A. (Argentina).....	ARG.....	IA.....	MetLife International Holdings, LLC.....	Ownership.....	95.524	MetLife, Inc.....	N.....	
0241	MetLife.....		AA-2130012	1641857			MetLife Seguros S.A. (Argentina).....	ARG.....	IA.....	Natiloportem Holdings, LLC.....	Ownership.....	2.675	MetLife, Inc.....	N.....	
0241	MetLife.....		AA-2130012	4251145			MetLife Seguros S.A. (Argentina).....	ARG.....	IA.....	International Technical and Advisory Services Limited (DE)	Ownership.....	1.801	MetLife, Inc.....	N.....	
0241	MetLife.....			2327738			Compania Inversora MetLife S.A. (Argentina).....	ARG.....	NIA.....	MetLife International Holdings, LLC.....	Ownership.....	95.460	MetLife, Inc.....	N.....	
0241	MetLife.....			2327738			Compania Inversora MetLife S.A. (Argentina).....	ARG.....	NIA.....	Natiloportem Holdings, LLC.....	Ownership.....	4.540	MetLife, Inc.....	N.....	
0241	MetLife.....			4247296			MetLife Servicios S.A. (Argentina).....	ARG.....	NIA.....	Compania Inversora MetLife S.A.....	Ownership.....	19.130	MetLife, Inc.....	N.....	
0241	MetLife.....			4247296			MetLife Servicios S.A. (Argentina).....	ARG.....	NIA.....	MetLife Seguros S.A.....	Ownership.....	79.880	MetLife, Inc.....	N.....	
0241	MetLife.....			4247296			MetLife Servicios S.A. (Argentina).....	ARG.....	NIA.....	Natiloportem Holdings, LLC.....	Ownership.....	0.990	MetLife, Inc.....	N.....	
0241	MetLife.....		06-1597037	2985727			MetLife Worldwide Holdings, LLC.....	DE.....	NIA.....	MetLife International Holdings, LLC.....	Ownership.....	100.000	MetLife, Inc.....	N.....	
0241	MetLife.....			2704610			Best Market S.A. (Argentina).....	ARG.....	NIA.....	MetLife International Holdings, LLC.....	Ownership.....	95.000	MetLife, Inc.....	N.....	

Q12.8

**SCHEDULE Y**

**PART 1A - DETAIL OF INSURANCE HOLDING COMPANY SYSTEM**

1	2	3	4	5	6	7	8	9	10	11	12	13	14	15	16
Group Code	Group Name	NAIC Company Code	ID Number	Federal RSSD	CIK	Name of Securities Exchange if Publicly Traded (U.S. or International)	Names of Parent, Subsidiaries or Affiliates	Domiciliary Location	Relationship to Reporting Entity	Directly Controlled by (Name of Entity/Person)	Type of Control (Ownership Board, Management, Attorney-in-Fact, Influence, Other)	If Control is Ownership Provide Percentage	Ultimate Controlling Entity(ies)/Person(s)	Is an SCA Filing Required? (Y/N)	*
0241	MetLife.....			.....2704610			Best Market S.A. (Argentina).....	ARG.....	NIA.....	Natiloportem Holdings, LLC.....	Ownership.....	.....5.000	MetLife, Inc.....	.....N.....	
0241	MetLife.....		AA-5344102..	.....3166411			PNB MetLife India Insurance Company Limited.....	IND.....	IA.....	MetLife International Holdings, LLC.....	Ownership.....	.....32.053	MetLife, Inc.....	.....N.....	
0241	MetLife.....		AA-2130046..	.....1388303			MetLife Seguros de Retiro S.A. (Argentina).....	ARG.....	IA.....	MetLife International Holdings, LLC.....	Ownership.....	.....96.890	MetLife, Inc.....	.....N.....	
0241	MetLife.....		AA-2130046..	.....1388303			MetLife Seguros de Retiro S.A. (Argentina).....	ARG.....	IA.....	Natiloportem Holdings, LLC.....	Ownership.....	.....3.110	MetLife, Inc.....	.....N.....	
0241	MetLife.....		AA-2130046..	.....4321758			MetLife Seguros de Retiro S.A. (Argentina).....	ARG.....	IA.....	International Technical and Advisory Services Limited (DE)	Ownership.....		MetLife, Inc.....	.....N.....	
0241	MetLife.....			.....3373648			MetLife Administradora de Fundos Multipatrocinados Ltda. (Brazil)	BRA.....	NIA.....	MetLife International Holdings, LLC.....	Ownership.....	.....100.000	MetLife, Inc.....	.....N.....	
0241	MetLife.....			.....3373648			MetLife Administradora de Fundos Multipatrocinados Ltda. (Brazil)	BRA.....	NIA.....	Natiloportem Holdings, LLC.....	Ownership.....		MetLife, Inc.....	.....N.....	
0241	MetLife.....			.....4249311			MetLife Mas, S.A. de C.V (Mexico).....	MEX.....	IA.....	MetLife International Holdings, LLC.....	Ownership.....	.....100.000	MetLife, Inc.....	.....N.....	
0241	MetLife.....			.....4249311			MetLife Mas, S.A. de C.V (Mexico).....	MEX.....	IA.....	International Technical and Advisory Services Limited (DE)	Ownership.....		MetLife, Inc.....	.....N.....	
0241	MetLife.....			.....4189846			MetLife Global Holdings Corporation S.A. de C.V. (Mexico)	MEX.....	NIA.....	MetLife International Holdings, LLC.....	Ownership.....	.....98.900	MetLife, Inc.....	.....N.....	
0241	MetLife.....			.....4189846			MetLife Global Holdings Corporation S.A. de C.V. (Mexico)	MEX.....	NIA.....	MetLife International Limited, LLC.....	Ownership.....	.....1.100	MetLife, Inc.....	.....N.....	
0241	MetLife.....		13-3047691..				Metropolitan Global Management, LLC.....	IRL.....	NIA.....	MetLife Global Holdings Corporation S.A. de C.V.	Management.....		MetLife, Inc.....	.....N.....	
0241	MetLife.....		AA-2730030..	.....3165740			MetLife Mexico Holding S. de R.L. de C.V.....	MEX.....	IA.....	Metropolitan Global Management , LLC.....	Ownership.....	.....100.000	MetLife, Inc.....	.....N.....	
0241	MetLife.....		AA-2730030..	.....3165740			MetLife Mexico Holding S. de R.L. de C.V.....	MEX.....	IA.....	Excelencia Operativa y Tecnologica, S.A. de C.V.	Ownership.....		MetLife, Inc.....	.....N.....	
0241	MetLife.....		AA-2730030..	.....3165740			MetLife Mexico S.A.....	MEX.....	IA.....	MetLife Mexico Holdings, S. de R.L. de C.V....	Ownership.....	.....99.050	MetLife, Inc.....	.....N.....	
0241	MetLife.....		AA-2730030..	.....3165740			MetLife Mexico S.A.....	MEX.....	IA.....	MetLife International Holdings, LLC.....	Ownership.....	.....0.950	MetLife, Inc.....	.....N.....	
0241	MetLife.....			.....4241061			ML Capacitacion Comercial S.A. de C.V. (Mexico)	MEX.....	NIA.....	MetLife Mexico S.A.....	Ownership.....	.....99.000	MetLife, Inc.....	.....N.....	
0241	MetLife.....			.....4241061			ML Capacitacion Comercial S.A. de C.V. (Mexico)	MEX.....	NIA.....	MetLife Mexico Servicios, S.A. de C.V.....	Ownership.....	.....1.000	MetLife, Inc.....	.....N.....	
0241	MetLife.....			.....3165795			MetLife Pensiones Mexico S.A.....	MEX.....	IA.....	MetLife Mexico Holdings, S. de R.L. de C.V....	Ownership.....	.....97.513	MetLife, Inc.....	.....N.....	
0241	MetLife.....			.....3165795			MetLife Pensiones Mexico S.A.....	MEX.....	IA.....	MetLife International Holdings, LLC.....	Ownership.....	.....2.488	MetLife, Inc.....	.....N.....	
0241	MetLife.....			.....3267390			MetLife Mexico Servicios S.A. de C.V.....	MEX.....	NIA.....	MetLife Mexico Holdings, S. de R.L. de C.V....	Ownership.....	.....98.000	MetLife, Inc.....	.....N.....	
0241	MetLife.....			.....3267390			MetLife Mexico Servicios S.A. de C.V.....	MEX.....	NIA.....	MetLife International Holdings, LLC.....	Ownership.....	.....2.000	MetLife, Inc.....	.....N.....	
0241	MetLife.....		AA-5420018..	.....3166288			MetLife Insurance Company of Korea, Limited..	KOR.....	IA.....	MetLife Mexico S.A.....	Ownership.....	.....14.640	MetLife, Inc.....	.....N.....	
0241	MetLife.....		AA-5420018..	.....3166288			MetLife Insurance Company of Korea, Limited..	KOR.....	IA.....	Metropolitan Global Management , LLC.....	Ownership.....	.....85.360	MetLife, Inc.....	.....N.....	
0241	MetLife.....						MetLife Financial Services, Co., Ltd. (South Korea)	KOR.....	NIA.....	MetLife Insurance Company of Korea, Limited	Ownership.....	.....100.000	MetLife, Inc.....	.....N.....	
0241	MetLife.....			.....4200880			MetLife Ireland Treasury d.a.c.....	IRL.....	NIA.....	MetLife Global Holdings Corporation S.A. de C.V.	Ownership.....	.....100.000	MetLife, Inc.....	.....N.....	

Q12.9

**SCHEDULE Y**

**PART 1A - DETAIL OF INSURANCE HOLDING COMPANY SYSTEM**

1	2	3	4	5	6	7	8	9	10	11	12	13	14	15	16
Group Code	Group Name	NAIC Company Code	ID Number	Federal RSSD	CIK	Name of Securities Exchange if Publicly Traded (U.S. or International)	Names of Parent, Subsidiaries or Affiliates	Domiciliary Location	Relationship to Reporting Entity	Directly Controlled by (Name of Entity/Person)	Type of Control (Ownership Board, Management, Attorney-in-Fact, Influence, Other)	If Control is Ownership Provide Percentage	Ultimate Controlling Entity(ies)/Person(s)	Is an SCA Filing Required? (Y/N)	*
0241	MetLife.....		AA-1930041	1173714			MetLife Insurance Limited (Australia).....	AUS.....	IA.....	MetLife Ireland Treasury d.a.c.....	Ownership.....	91.165	MetLife, Inc.....	N.....	
0241	MetLife.....		AA-1930041	1173714			MetLife Insurance Limited (Australia).....	AUS.....	IA.....	MetLife Global Holdings Corporation S.A. de C.V.	Ownership.....	8.835	MetLife, Inc.....	N.....	
0241	MetLife.....						The Direct Call Center PTY Limited (Australia).....	AUS.....	NIA.....	MetLife Insurance Limited (Australia).....	Ownership.....	100.000	MetLife, Inc.....	N.....	
0241	MetLife.....			4239358			MetLife Investments PTY Limited (Australia).....	AUS.....	NIA.....	MetLife Insurance Limited (Australia).....	Ownership.....	100.000	MetLife, Inc.....	N.....	
0241	MetLife.....			4239367			MetLife Insurance and Investment Trust (Australia)	AUS.....	NIA.....	MetLife Investments PTY Limited.....	Ownership.....	100.000	MetLife, Inc.....	N.....	
0241	MetLife.....			1173732			MetLife General Insurance Limited (Australia).....	AUS.....	IA.....	MetLife Ireland Treasury d.a.c.....	Ownership.....	100.000	MetLife, Inc.....	N.....	
0241	MetLife.....						MetLife EU Holding Company Limited (Ireland).	IRL.....	NIA.....	MetLife Global Holding Company II GmbH (Swiss)	Ownership.....	100.000	MetLife, Inc.....	N.....	
0241	MetLife.....						MetLife Life Insurance S.A. (Greece).....	GRC.....	IA.....	MetLife EU Holding Company Limited (Ireland)	Ownership.....	100.000	MetLife, Inc.....	N.....	
0241	MetLife.....			4255349			MetLife Mutual Fund Company (Greece).....	GRC.....	NIA.....	MetLife Life Insurance Company S.A.....	Ownership.....	90.000	MetLife, Inc.....	N.....	
0241	MetLife.....		AA-1780108				MetLife Europe d.a.c.....	IRL.....	IA.....	MetLife EU Holding Company Limited (Ireland)	Ownership.....	100.000	MetLife, Inc.....	N.....	
0241	MetLife.....						MetLife Services EOOD (Bulgaria).....	BGR.....	NIA.....	MetLife EU Holding Company Limited (Ireland)	Ownership.....	100.000	MetLife, Inc.....	N.....	
0241	MetLife.....						MetLife Pension Trustees Limited (UK).....	GBR.....	IA.....	MetLife Europe d.a.c.....	Ownership.....	100.000	MetLife, Inc.....	N.....	
0241	MetLife.....			4258407			MetLife Solutions S.A.S. (France).....	FRA.....	NIA.....	MetLife EU Holding Company Limited (Ireland)	Ownership.....	100.000	MetLife, Inc.....	N.....	
0241	MetLife.....			4255246			Metropolitan Life Societate de Administrare a unui Fond de Pensii Administrat Privat S.A. (Romania)	ROU.....	IA.....	MetLife EU Holding Company Limited (Ireland)	Ownership.....	99.990	MetLife, Inc.....	N.....	
0241	MetLife.....			4255246			Metropolitan Life Societate de Administrare a unui Fond de Pensii Administrat Privat S.A. (Romania)	ROU.....	IA.....	MetLife Services Sp. z o.o.....	Ownership.....	0.010	MetLife, Inc.....	N.....	
0241	MetLife.....			4255198			MetLife Slovakia s.r.o. likvidacii.....	SVK.....	NIA.....	MetLife EU Holding Company Limited (Ireland)	Ownership.....	99.956	MetLife, Inc.....	N.....	
0241	MetLife.....			4255198			MetLife Slovakia s.r.o. likvidacii.....	SVK.....	NIA.....	International Technical and Advisory Services Limited (DE)	Ownership.....	0.044	MetLife, Inc.....	N.....	
0241	MetLife.....						MetLife Services Cyprus Ltd.....	CYP.....	NIA.....	MetLife EU Holding Company Limited (Ireland)	Ownership.....	100.000	MetLife, Inc.....	N.....	
0241	MetLife.....			4247335			MetLife Towarzystwo Ubezpieczen na Zycie i Reasekuracji S.A.	POL.....	IA.....	MetLife EU Holding Company Limited (Ireland)	Ownership.....	100.000	MetLife, Inc.....	N.....	
0241	MetLife.....			4255264			MetLife Services Sp. z o.o.....	POL.....	NIA.....	MetLife Towarzystwo Ubezpieczen na Zycie i Reasekuracji S.A.	Ownership.....	100.000	MetLife, Inc.....	N.....	

Q12.10

**SCHEDULE Y**

**PART 1A - DETAIL OF INSURANCE HOLDING COMPANY SYSTEM**

1	2	3	4	5	6	7	8	9	10	11	12	13	14	15	16
Group Code	Group Name	NAIC Company Code	ID Number	Federal RSSD	CIK	Name of Securities Exchange if Publicly Traded (U.S. or International)	Names of Parent, Subsidiaries or Affiliates	Domiciliary Location	Relationship to Reporting Entity	Directly Controlled by (Name of Entity/Person)	Type of Control (Ownership Board, Management, Attorney-in-Fact, Influence, Other)	If Control is Ownership Provide Percentage	Ultimate Controlling Entity(ies)/Person(s)	Is an SCA Filing Required? (Y/N)	*
0241	MetLife.....			4251154			MetLife Powszechne Towarzystwo Emerytalne (Poland)	POL.....	IA.....	MetLife Towarzystwo Ubezpieczen na Zycie i Reasekuracji S.A.	Ownership.....	100.000	MetLife, Inc.....	N.....	
0241	MetLife.....		AA-9640009	4255255			MetLife Towarzystwo Funduszy Inwestycyjnych S.A.	POL.....	NIA.....	MetLife Towarzystwo Ubezpieczen na Zycie i Reasekuracji S.A.	Ownership.....	100.000	MetLife, Inc.....	N.....	
0241	MetLife.....			4258331			Agenvita S.r.l. (Italy).....	ITA.....	IA.....	MetLife EU Holding Company Limited (Ireland)	Ownership.....	100.000	MetLife, Inc.....	N.....	
0241	MetLife.....						MetLife Services, Sociedad Limitada (Spain).....	ESP.....	NIA.....	MetLife EU Holding Company Limited (Ireland)	Ownership.....	100.000	MetLife, Inc.....	N.....	
0241	MetLife.....						MetLife Europe Insurance d.a.c.....	IRL.....	IA.....	MetLife EU Holding Company Limited (Ireland)	Ownership.....	100.000	MetLife, Inc.....	N.....	
0241	MetLife.....			4189864			MetLife Europe Services Limited (Ireland).....	IRL.....	NIA.....	MetLife EU Holding Company Limited (Ireland)	Ownership.....	100.000	MetLife, Inc.....	N.....	
0241	MetLife.....			3077272			MetLife Chile Inversiones Limitada.....	CHL.....	NIA.....	MetLife, Inc.....	Ownership.....	72.351	MetLife, Inc.....	N.....	
0241	MetLife.....			3077272			MetLife Chile Inversiones Limitada.....	CHL.....	NIA.....	Inversiones MetLife Holdco Dos Limitada.....	Ownership.....	2.767	MetLife, Inc.....	N.....	
0241	MetLife.....			3077272			MetLife Chile Inversiones Limitada.....	CHL.....	NIA.....	Natloportem Holdings, LLC.....	Ownership.....		MetLife, Inc.....	N.....	
0241	MetLife.....			3077272			MetLife Chile Inversiones Limitada.....	CHL.....	NIA.....	American Life Insurance Company.....	Ownership.....	24.882	MetLife, Inc.....	N.....	
0241	MetLife.....		AA-2280000	3179774			MetLife Chile Seguros de Vida S.A.....	CHL.....	IA.....	MetLife Chile Inversiones Limitada.....	Ownership.....	99.997	MetLife, Inc.....	N.....	
0241	MetLife.....		AA-2280000	3179774			MetLife Chile Seguros de Vida S.A.....	CHL.....	IA.....	International Technical and Advisory Services Limited (DE)	Ownership.....	0.003	MetLife, Inc.....	N.....	
0241	MetLife.....						Inversiones MetLife Holdco Tres Limitada (Chile)	CHL.....	NIA.....	MetLife Chile Inversiones Limitada.....	Ownership.....	97.130	MetLife, Inc.....	N.....	
0241	MetLife.....						Inversiones MetLife Holdco Tres Limitada (Chile)	CHL.....	NIA.....	Inversiones MetLife Holdco Dos Limitada.....	Ownership.....	2.870	MetLife, Inc.....	N.....	
0241	MetLife.....					Santiago Stock Exchange (SSE)	AFP Provida S.A. (Chile).....	CHL.....	NIA.....	MetLife Chile Inversiones Limitada.....	Ownership.....	10.922	MetLife, Inc.....	N.....	
0241	MetLife.....					Santiago Stock Exchange (SSE)	AFP Provida S.A. (Chile).....	CHL.....	NIA.....	Inversiones MetLife Holdco Tres Limitada.....	Ownership.....	42.382	MetLife, Inc.....	N.....	
0241	MetLife.....					Santiago Stock Exchange (SSE)	AFP Provida S.A. (Chile).....	CHL.....	NIA.....	Inversiones MetLife Holdco Dos Limitada.....	Ownership.....	42.382	MetLife, Inc.....	N.....	
0241	MetLife.....			4255282			MetLife Chile Administradora de Mutuos Hipotecarios S.A.	CHL.....	NIA.....	MetLife Chile Seguros de Vida S.A.....	Ownership.....	99.900	MetLife, Inc.....	N.....	
0241	MetLife.....			4255282			MetLife Chile Administradora de Mutuos Hipotecarios S.A.	CHL.....	NIA.....	MetLife Chile Inversiones Limitada.....	Ownership.....	0.100	MetLife, Inc.....	N.....	
0241	MetLife.....						Provida Internacional S.A. (Chile).....	CHL.....	NIA.....	AFP Provida S.A.....	Ownership.....	99.990	MetLife, Inc.....	N.....	

Q12.11

**SCHEDULE Y**

**PART 1A - DETAIL OF INSURANCE HOLDING COMPANY SYSTEM**

1	2	3	4	5	6	7	8	9	10	11	12	13	14	15	16
Group Code	Group Name	NAIC Company Code	ID Number	Federal RSSD	CIK	Name of Securities Exchange if Publicly Traded (U.S. or International)	Names of Parent, Subsidiaries or Affiliates	Domiciliary Location	Relationship to Reporting Entity	Directly Controlled by (Name of Entity/Person)	Type of Control (Ownership Board, Management, Attorney-in-Fact, Influence, Other)	If Control is Ownership Provide Percentage	Ultimate Controlling Entity(ies)/Person(s)	Is an SCA Filing Required? (Y/N)	*
0241	MetLife.....						Provida Internacional S.A. (Chile) .....	CHL.....	NIA.....	MetLife Chile Inversiones Limitada.....	Ownership.....	.....0.010	MetLife, Inc.....	.....N.....	
0241	MetLife.....						AFP Genesis Administradora de Fondos y Fidecomisos S.A. (Ecuador) .....	ECU.....	NIA.....	Provida Internacional S.A. ....	Ownership.....	.....99.900	MetLife, Inc.....	.....N.....	
0241	MetLife.....						AFP Genesis Administradora de Fondos y Fidecomisos S.A. (Ecuador) .....	ECU.....	NIA.....	MetLife Chile Inversiones Limitada.....	Ownership.....	.....0.100	MetLife, Inc.....	.....N.....	
0241	MetLife.....						MetLife Chile Seguros Generales S.A. (Chile)...	CHL.....	IA.....	MetLife Chile Inversiones Limitada.....	Ownership.....	.....99.980	MetLife, Inc.....	.....N.....	
0241	MetLife.....						MetLife Chile Seguros Generales S.A. (Chile)...	CHL.....	IA.....	Inversiones MetLife Holdco Dos Limitada.....	Ownership.....	.....0.020	MetLife, Inc.....	.....N.....	
0241	MetLife.....		82-2405817..				MetLife Investment Management Holdings, LLC	DE.....	NIA.....	MetLife, Inc.....	Ownership.....	.....100.000	MetLife, Inc.....	.....N.....	
0241	MetLife.....		82-3238385..				MetLife Real Estate Lending LLC.....	DE.....	NIA.....	MetLife Investment Management Holdings, LLC	Ownership.....	.....100.000	MetLife, Inc.....	.....N.....	
0241	MetLife.....		82-2405817..				ML Venture 1 Servicer, LLC.....	DE.....	NIA.....	MetLife Investment Management Holdings, LLC	Ownership.....	.....100.000	MetLife, Inc.....	.....N.....	
0241	MetLife.....						ML Venture 1 Manager, S. de R.L. de C.V. (Mexico)	MEX.....	NIA.....	MetLife Investment Management Holdings, LLC	Ownership.....	.....99.900	MetLife, Inc.....	.....N.....	
0241	MetLife.....						ML Venture 1 Manager, S. de R.L. de C.V. (Mexico)	MEX.....	NIA.....	MetLife Investment Management Holdings (Ireland) Limited	Ownership.....	.....0.100	MetLife, Inc.....	.....N.....	
0241	MetLife.....						MetLife Investment Management, LLC.....	DE.....	NIA.....	MetLife Investment Management Holdings, LLC	Ownership.....	.....100.000	MetLife, Inc.....	.....N.....	
0241	MetLife.....						MetLife Japan US Equity Fund LP.....	DE.....	NIA.....	MetLife Japan US Equity Fund GP LLC.....	Management.....		MetLife, Inc.....	.....N.....	
0241	MetLife.....		38-3853223..				MIM I LLC.....	PA.....	NIA.....	MetLife Investment Management, LLC.....	Ownership.....	.....100.000	MetLife, Inc.....	.....N.....	
0241	MetLife.....		26-0333595..				MIM EMD GP, LLC.....	DE.....	NIA.....	MetLife Investment Management, LLC.....	Ownership.....	.....100.000	MetLife, Inc.....	.....N.....	
0241	MetLife.....						MLIA SBAF Manager, LLC (DE).....	DE.....	NIA.....	MetLife Investment Management, LLC.....	Ownership.....	.....100.000	MetLife, Inc.....	.....N.....	
0241	MetLife.....		82-2405817..				MLIA SBAF Colony Manager, LLC (DE).....	DE.....	NIA.....	MetLife Investment Management, LLC.....	Ownership.....	.....100.000	MetLife, Inc.....	.....N.....	
0241	MetLife.....						MetLife Middle Market Private Debt GP, LLC (DE)	DE.....	NIA.....	MetLife Investment Management, LLC.....	Ownership.....	.....100.000	MetLife, Inc.....	.....N.....	
0241	MetLife.....						MetLife Middle Market Private Debt Fund, LP (DE)	DE.....	NIA.....	MetLife Middle Market Private Debt GP, LLC (DE)	Management.....		MetLife, Inc.....	.....N.....	
0241	MetLife.....						MetLife Middle Market Private Debt Parallel GP, LLC (DE)	DE.....	NIA.....	MetLife Investment Management, LLC.....	Ownership.....	.....100.000	MetLife, Inc.....	.....N.....	
0241	MetLife.....						MetLife Middle Market Private Debt Parallel Fund, LP	CYM.....	NIA.....	MetLife Middle Market Private Debt Parallel GP, LLC (DE)	Management.....		MetLife, Inc.....	.....N.....	
0241	MetLife.....						MLIA Manager I, LLC (DE).....	DE.....	NIA.....	MetLife Investment Management, LLC.....	Ownership.....	.....100.000	MetLife, Inc.....	.....N.....	
0241	MetLife.....						ML Bellevue Manager, LLC.....	DE.....	NIA.....	MetLife Investment Management, LLC.....	Ownership.....	.....100.000	MetLife, Inc.....	.....N.....	
0241	MetLife.....		13-4075851..				ML-URS Port Chester SC Manager, LLC.....	DE.....	NIA.....	MetLife Investment Management, LLC.....	Ownership.....	.....100.000	MetLife, Inc.....	.....N.....	
0241	MetLife.....						MetLife Core Property Fund GP, LLC .....	DE.....	NIA.....	MetLife Investment Management, LLC.....	Ownership.....	.....100.000	MetLife, Inc.....	.....N.....	
0241	MetLife.....						MetLife International PE Fund I, LP.....	CYM.....	NIA.....	MetLife Alternatives GP, LLC.....	Management.....		MetLife, Inc.....	.....N.....	

Q12.12

**SCHEDULE Y**

**PART 1A - DETAIL OF INSURANCE HOLDING COMPANY SYSTEM**

1	2	3	4	5	6	7	8	9	10	11	12	13	14	15	16
Group Code	Group Name	NAIC Company Code	ID Number	Federal RSSD	CIK	Name of Securities Exchange if Publicly Traded (U.S. or International)	Names of Parent, Subsidiaries or Affiliates	Domiciliary Location	Relationship to Reporting Entity	Directly Controlled by (Name of Entity/Person)	Type of Control (Ownership Board, Management, Attorney-in-Fact, Influence, Other)	If Control is Ownership Provide Percentage	Ultimate Controlling Entity(ies)/Person(s)	Is an SCA Filing Required? (Y/N)	*
0241	MetLife.....						MetLife Alternatives GP, LLC.....	DE.....	NIA.....	MetLife Investment Management, LLC.....	Ownership.....	100.000	MetLife, Inc.....	N.....	
0241	MetLife.....		98-1150291..				MetLife International HF Partners, LP.....	CYM.....	NIA.....	MetLife Alternatives GP, LLC.....	Management.....		MetLife, Inc.....	N.....	
0241	MetLife.....		98-1162663..				MetLife International PE Fund II, LP.....	CYM.....	NIA.....	MetLife Alternatives GP, LLC.....	Management.....		MetLife, Inc.....	N.....	
0241	MetLife.....		98-1226825..				MetLife International PE Fund III, LP.....	CYM.....	NIA.....	MetLife Alternatives GP, LLC.....	Management.....		MetLife, Inc.....	N.....	
0241	MetLife.....		98-1277596..				MetLife International PE Fund IV, LP.....	CYM.....	NIA.....	MetLife Alternatives GP, LLC.....	Management.....		MetLife, Inc.....	N.....	
0241	MetLife.....		98-1339546..				MetLife International PE Fund V, LP.....	CYM.....	NIA.....	MetLife Alternatives GP, LLC.....	Management.....		MetLife, Inc.....	N.....	
0241	MetLife.....		98-1396743..				MetLife International PE Fund VI, LP.....	CYM.....	NIA.....	MetLife Alternatives GP, LLC.....	Management.....		MetLife, Inc.....	N.....	
0241	MetLife.....		98-1515673..				MetLife International PE Fund VII, LP.....	CYM.....	NIA.....	MetLife Alternatives GP, LLC.....	Management.....		MetLife, Inc.....	N.....	
0241	MetLife.....						MetLife Loan Asset Management, LLC.....	DE.....	NIA.....	MetLife Investment Management, LLC.....	Ownership.....	100.000	MetLife, Inc.....	N.....	
0241	MetLife.....		82-2405817..				MLIA Park Tower Manager, LLC.....	DE.....	NIA.....	MetLife Investment Management, LLC.....	Ownership.....	100.000	MetLife, Inc.....	N.....	
0241	MetLife.....		46-4140926..				MIM Property Management, LLC.....	DE.....	NIA.....	MetLife Investment Management, LLC.....	Ownership.....	100.000	MetLife, Inc.....	N.....	
0241	MetLife.....						MetLife Japan US Equity Fund GP LLC.....	DE.....	NIA.....	MetLife Investment Management, LLC.....	Ownership.....	100.000	MetLife, Inc.....	N.....	
0241	MetLife.....						MIM MetWest International Manager, LLC.....	DE.....	NIA.....	MetLife Investment Management, LLC.....	Ownership.....	100.000	MetLife, Inc.....	N.....	
0241	MetLife.....						MIM ML-AI Venture 5 Manager, LLC.....	DE.....	NIA.....	MetLife Investment Management, LLC.....	Ownership.....	100.000	MetLife, Inc.....	N.....	
0241	MetLife.....						MIM Cia General Partner, LLC.....	DE.....	NIA.....	MetLife Investment Management, LLC.....	Ownership.....	100.000	MetLife, Inc.....	N.....	
0241	MetLife.....						MIM Third Army Industrial Manager, LLC.....	DE.....	NIA.....	MetLife Investment Management, LLC.....	Ownership.....	100.000	MetLife, Inc.....	N.....	
0241	MetLife.....						MetLife Japan US Equity Owners (Blocker) LLC	DE.....	NIA.....	MetLife Insurance K.K. (Japan).....	Ownership.....	100.000	MetLife, Inc.....	N.....	
0241	MetLife.....						MIM Property Management of Georgia 1, LLC..	DE.....	NIA.....	MIM Property Management, LLC.....	Ownership.....	100.000	MetLife, Inc.....	N.....	
0241	MetLife.....		80-0946518..				MetLife Core Property Fund, LP.....	DE.....	NIA.....	MetLife Core Property Fund GP, LLC.....	Management.....		MetLife, Inc.....	N.....	
0241	MetLife.....		80-0947139..				MetLife Core Property REIT, LLC.....	DE.....	NIA.....	MetLife Core Property Fund, LP.....	Ownership.....	100.000	MetLife, Inc.....	N.....	
0241	MetLife.....		46-3934926..				MetLife Core Property Holdings, LLC.....	DE.....	NIA.....	MetLife Core Property REIT, LLC.....	Ownership.....	100.000	MetLife, Inc.....	N.....	
0241	MetLife.....		80-0947139..				MCP Property Management LLC.....	DE.....	NIA.....	MetLife Core Property Holdings, LLC.....	Management.....		MetLife, Inc.....	N.....	
0241	MetLife.....						MetLife Core Property TRS, LLC.....	DE.....	NIA.....	MetLife Core Property Holdings, LLC.....	Management.....		MetLife, Inc.....	N.....	
0241	MetLife.....						MCP Common Desk TRS, LLC.....	DE.....	NIA.....	MetLife Core Property TRS, LLC (DE).....	Ownership.....	100.000	MetLife, Inc.....	N.....	
0241	MetLife.....		47-1946750..				60 11th Street, LLC.....	DE.....	NIA.....	MCP 60 11th Street Member, LLC.....	Ownership.....	100.000	MetLife, Inc.....	N.....	
0241	MetLife.....						MCP Hub 1 Property, LLC.....	DE.....	NIA.....	MCP Hub I, LLC.....	Ownership.....	100.000	MetLife, Inc.....	N.....	
0241	MetLife.....						Des Moines Creek Business Park Phase II, LLC	DE.....	NIA.....	MetLife Core Property Holdings, LLC.....	Ownership.....	100.000	MetLife, Inc.....	N.....	
0241	MetLife.....		80-0947139..				MCP One Westside, LLC.....	DE.....	NIA.....	MetLife Core Property Holdings, LLC.....	Ownership.....	100.000	MetLife, Inc.....	N.....	
0241	MetLife.....		46-4032606..				MCP 100 Congress Member, LLC.....	DE.....	NIA.....	MetLife Core Property Holdings, LLC.....	Ownership.....	100.000	MetLife, Inc.....	N.....	
0241	MetLife.....						MCP 1500 Michael, LLC.....	DE.....	NIA.....	MetLife Core Property Holdings, LLC.....	Ownership.....	100.000	MetLife, Inc.....	N.....	
0241	MetLife.....		46-4012463..				MCP 1900 McKinney, LLC.....	DE.....	NIA.....	MetLife Core Property Holdings, LLC.....	Ownership.....	100.000	MetLife, Inc.....	N.....	
0241	MetLife.....						MCP 2 Ames One, LLC.....	DE.....	NIA.....	MCP 2 Ames, LLC.....	Management.....		MetLife, Inc.....	N.....	
0241	MetLife.....						MCP 2 Ames Owner, LLC.....	DE.....	NIA.....	MCP 2 Ames, LLC.....	Management.....		MetLife, Inc.....	N.....	
0241	MetLife.....		47-5525469..				MCP 2 Ames Two, LLC.....	DE.....	NIA.....	MCP 2 Ames, LLC.....	Ownership.....	100.000	MetLife, Inc.....	N.....	

Q12.13



**SCHEDULE Y**

**PART 1A - DETAIL OF INSURANCE HOLDING COMPANY SYSTEM**

1	2	3	4	5	6	7	8	9	10	11	12	13	14	15	16
Group Code	Group Name	NAIC Company Code	ID Number	Federal RSSD	CIK	Name of Securities Exchange if Publicly Traded (U.S. or International)	Names of Parent, Subsidiaries or Affiliates	Domiciliary Location	Relationship to Reporting Entity	Directly Controlled by (Name of Entity/Person)	Type of Control (Ownership Board, Management, Attorney-in-Fact, Influence, Other)	If Control is Ownership Provide Percentage	Ultimate Controlling Entity(ies)/Person(s)	Is an SCA Filing Required? (Y/N)	*
0241	MetLife.....		82-2695637..				MCP 2 Ames, LLC.....	DE.....	NIA.....	MetLife Core Property Holdings, LLC.....	Ownership.....	100.000	MetLife, Inc.....	N.....	
0241	MetLife.....						MCP 220 York, LLC.....	DE.....	NIA.....	MetLife Core Property Holdings, LLC.....	Ownership.....	100.000	MetLife, Inc.....	N.....	
0241	MetLife.....						MCP 22745 & 22755 Relocation Drive, LLC.....	DE.....	NIA.....	MetLife Core Property Holdings, LLC.....	Ownership.....	100.000	MetLife, Inc.....	N.....	
0241	MetLife.....						MCP 249 Industrial Business Park Member, LLC	DE.....	NIA.....	MetLife Core Property Holdings, LLC.....	Ownership.....	100.000	MetLife, Inc.....	N.....	
0241	MetLife.....		47-1279384..				MCP 3040 Post Oak, LLC.....	DE.....	NIA.....	MetLife Core Property Holdings, LLC.....	Ownership.....	100.000	MetLife, Inc.....	N.....	
0241	MetLife.....		83-2471234..				MCP 350 Rohlwing, LLC.....	DE.....	NIA.....	MetLife Core Property Holdings, LLC.....	Ownership.....	100.000	MetLife, Inc.....	N.....	
0241	MetLife.....						MCP 4600 South Syracuse, LLC.....	DE.....	NIA.....	MetLife Core Property Holdings, LLC.....	Ownership.....	100.000	MetLife, Inc.....	N.....	
0241	MetLife.....		46-4043244..				MCP 550 West Washington, LLC.....	DE.....	NIA.....	MetLife Core Property Holdings, LLC.....	Ownership.....	100.000	MetLife, Inc.....	N.....	
0241	MetLife.....		47-2080224..				MCP 60 11th Street Member, LLC.....	DE.....	NIA.....	MetLife Core Property Holdings, LLC.....	Ownership.....	100.000	MetLife, Inc.....	N.....	
0241	MetLife.....		46-4009393..				MCP 7 Riverway, LLC.....	DE.....	NIA.....	MetLife Core Property Holdings, LLC.....	Ownership.....	100.000	MetLife, Inc.....	N.....	
0241	MetLife.....		47-3463114..				MCP 9020 Murphy Road, LLC.....	DE.....	NIA.....	MetLife Core Property Holdings, LLC.....	Ownership.....	100.000	MetLife, Inc.....	N.....	
0241	MetLife.....						MCP 93 Red River Member, LLC.....	DE.....	NIA.....	MetLife Core Property Holdings, LLC.....	Ownership.....	100.000	MetLife, Inc.....	N.....	
0241	MetLife.....		81-0993429..				MCP Alley24 East, LLC.....	DE.....	NIA.....	MetLife Core Property Holdings, LLC.....	Ownership.....	100.000	MetLife, Inc.....	N.....	
0241	MetLife.....		46-3935124..				MCP Ashton South End, LLC.....	DE.....	NIA.....	MetLife Core Property Holdings, LLC.....	Ownership.....	100.000	MetLife, Inc.....	N.....	
0241	MetLife.....		82-2161491..				MCP Block 23 Member, LLC.....	DE.....	NIA.....	MetLife Core Property Holdings, LLC.....	Ownership.....	100.000	MetLife, Inc.....	N.....	
0241	MetLife.....						MCP Bradford, LLC.....	DE.....	NIA.....	MetLife Core Property Holdings, LLC.....	Ownership.....	100.000	MetLife, Inc.....	N.....	
0241	MetLife.....		47-4801287..				MCP Buford Logistics Center 2 Member, LLC..	DE.....	NIA.....	MetLife Core Property Holdings, LLC.....	Ownership.....	100.000	MetLife, Inc.....	N.....	
0241	MetLife.....						MCP Buford Logistics Center Bldg B, LLC.....	DE.....	NIA.....	MetLife Core Property Holdings, LLC.....	Ownership.....	100.000	MetLife, Inc.....	N.....	
0241	MetLife.....						MCP Burnside Member, LLC.....	DE.....	NIA.....	MetLife Core Property Holdings, LLC.....	Ownership.....	100.000	MetLife, Inc.....	N.....	
0241	MetLife.....						MCP Center Avenue Industrial Member, LLC..	DE.....	NIA.....	MetLife Core Property Holdings, LLC.....	Ownership.....	100.000	MetLife, Inc.....	N.....	
0241	MetLife.....						MCP Clawiter Innovation Member, LLC.....	DE.....	NIA.....	MetLife Core Property Holdings, LLC.....	Ownership.....	100.000	MetLife, Inc.....	N.....	
0241	MetLife.....						MCP Denver Pavilions Member, LLC.....	DE.....	NIA.....	MetLife Core Property Holdings, LLC.....	Ownership.....	100.000	MetLife, Inc.....	N.....	
0241	MetLife.....		46-4024112..				MCP EnV Chicago, LLC.....	DE.....	NIA.....	MetLife Core Property Holdings, LLC.....	Ownership.....	100.000	MetLife, Inc.....	N.....	
0241	MetLife.....						MCP Fife Enterprise Center, LLC.....	DE.....	NIA.....	MetLife Core Property Holdings, LLC.....	Ownership.....	100.000	MetLife, Inc.....	N.....	
0241	MetLife.....						Fife Enterprise Center Venture, LLC.....	DE.....	NIA.....	MCP Fife Enterprise Center, LLC.....	Ownership.....	100.000	MetLife, Inc.....	N.....	
0241	MetLife.....						MCP Frisco Office, LLC.....	DE.....	NIA.....	MetLife Core Property Holdings, LLC.....	Ownership.....	100.000	MetLife, Inc.....	N.....	
0241	MetLife.....						MCP Grapevine, LLC.....	DE.....	NIA.....	MetLife Core Property Holdings, LLC.....	Ownership.....	100.000	MetLife, Inc.....	N.....	
0241	MetLife.....		80-0947139..				MCP Highland Park Lender, LLC.....	DE.....	NIA.....	MetLife Core Property Holdings, LLC.....	Ownership.....	100.000	MetLife, Inc.....	N.....	
0241	MetLife.....						MCP Hub I, LLC.....	DE.....	NIA.....	MetLife Core Property Holdings, LLC.....	Ownership.....	100.000	MetLife, Inc.....	N.....	
0241	MetLife.....		46-4009454..				MCP Lodge At Lakecrest, LLC.....	DE.....	NIA.....	MetLife Core Property Holdings, LLC.....	Ownership.....	100.000	MetLife, Inc.....	N.....	
0241	MetLife.....		83-1015971..				MCP MA Property REIT, LLC.....	DE.....	NIA.....	MetLife Core Property Holdings, LLC.....	Ownership.....	100.000	MetLife, Inc.....	N.....	
0241	MetLife.....		47-2338963..				MCP Magnolia Park Member, LLC.....	DE.....	NIA.....	MetLife Core Property Holdings, LLC.....	Ownership.....	100.000	MetLife, Inc.....	N.....	
0241	MetLife.....		46-4012567..				MCP Main Street Village, LLC.....	DE.....	NIA.....	MetLife Core Property Holdings, LLC.....	Ownership.....	100.000	MetLife, Inc.....	N.....	
0241	MetLife.....						MCP Mountain Technology Center Member TRS, LLC	DE.....	NIA.....	MetLife Core Property Holdings, LLC.....	Ownership.....	100.000	MetLife, Inc.....	N.....	
0241	MetLife.....						MCP Northyards Holdco, LLC.....	DE.....	NIA.....	MetLife Core Property Holdings, LLC.....	Ownership.....	100.000	MetLife, Inc.....	N.....	

Q12.14

**SCHEDULE Y**

**PART 1A - DETAIL OF INSURANCE HOLDING COMPANY SYSTEM**

1	2	3	4	5	6	7	8	9	10	11	12	13	14	15	16
Group Code	Group Name	NAIC Company Code	ID Number	Federal RSSD	CIK	Name of Securities Exchange if Publicly Traded (U.S. or International)	Names of Parent, Subsidiaries or Affiliates	Domiciliary Location	Relationship to Reporting Entity	Directly Controlled by (Name of Entity/Person)	Type of Control (Ownership Board, Management, Attorney-in-Fact, Influence, Other)	If Control is Ownership Provide Percentage	Ultimate Controlling Entity(ies)/Person(s)	Is an SCA Filing Required? (Y/N)	*
0241	MetLife.....		81-1655046..				MCP Northyards Master Lessee, LLC .....	DE.....	NIA.....	MCP Northyards Holdco, LLC.....	Ownership.....	100.000	MetLife, Inc.....	..N.....	
0241	MetLife.....		81-1500869..				MCP Northyards Owner, LLC .....	DE.....	NIA.....	MCP Northyards Holdco, LLC.....	Ownership.....	100.000	MetLife, Inc.....	..N.....	
0241	MetLife.....						MCP Onyx, LLC.....	DE.....	NIA.....	MetLife Core Property Holdings, LLC.....	Ownership.....	100.000	MetLife, Inc.....	..N.....	
0241	MetLife.....		46-4054412..				MCP Paragon Point, LLC.....	DE.....	NIA.....	MetLife Core Property Holdings, LLC.....	Ownership.....	100.000	MetLife, Inc.....	..N.....	
0241	MetLife.....		47-1567737..				MCP Plaza at Legacy, LLC.....	DE.....	NIA.....	MetLife Core Property Holdings, LLC.....	Ownership.....	100.000	MetLife, Inc.....	..N.....	
0241	MetLife.....						MCP Seattle Gateway Industrial 1, LLC.....	DE.....	NIA.....	MetLife Core Property Holdings, LLC.....	Ownership.....	100.000	MetLife, Inc.....	..N.....	
0241	MetLife.....						MCP Seattle Gateway Industrial II, LLC.....	DE.....	NIA.....	MetLife Core Property Holdings, LLC.....	Ownership.....	100.000	MetLife, Inc.....	..N.....	
0241	MetLife.....						MCP Seventh and Osborn MF Member, LLC.....	DE.....	NIA.....	MetLife Core Property Holdings, LLC.....	Ownership.....	100.000	MetLife, Inc.....	..N.....	
0241	MetLife.....						MCP Seventh and Osborn Retail Member, LLC.....	DE.....	NIA.....	MetLife Core Property Holdings, LLC.....	Ownership.....	100.000	MetLife, Inc.....	..N.....	
0241	MetLife.....						MCP Shakopee, LLC.....	DE.....	NIA.....	MetLife Core Property Holdings, LLC.....	Ownership.....	100.000	MetLife, Inc.....	..N.....	
0241	MetLife.....						MCP Sleepy Hollow Member, LLC.....	DE.....	NIA.....	MetLife Core Property Holdings, LLC.....	Ownership.....	100.000	MetLife, Inc.....	..N.....	
0241	MetLife.....		46-4075562..				MCP SoCal Industrial - Anaheim, LLC.....	DE.....	NIA.....	MetLife Core Property Holdings, LLC.....	Ownership.....	100.000	MetLife, Inc.....	..N.....	
0241	MetLife.....		46-4388617..				MCP SoCal Industrial - Bernardo, LLC.....	DE.....	NIA.....	MetLife Core Property Holdings, LLC.....	Ownership.....	100.000	MetLife, Inc.....	..N.....	
0241	MetLife.....		46-4075259..				MCP SoCal Industrial - Canyon, LLC.....	DE.....	NIA.....	MetLife Core Property Holdings, LLC.....	Ownership.....	100.000	MetLife, Inc.....	..N.....	
0241	MetLife.....		46-4100416..				MCP SoCal Industrial - Concourse, LLC.....	DE.....	NIA.....	MetLife Core Property Holdings, LLC.....	Ownership.....	100.000	MetLife, Inc.....	..N.....	
0241	MetLife.....		46-4064679..				MCP SoCal Industrial - Fullerton, LLC.....	DE.....	NIA.....	MetLife Core Property Holdings, LLC.....	Ownership.....	100.000	MetLife, Inc.....	..N.....	
0241	MetLife.....		46-4088528..				MCP SoCal Industrial - Kellwood, LLC.....	DE.....	NIA.....	MetLife Core Property Holdings, LLC.....	Ownership.....	100.000	MetLife, Inc.....	..N.....	
0241	MetLife.....		46-4111195..				MCP SoCal Industrial - LAX, LLC.....	DE.....	NIA.....	MetLife Core Property Holdings, LLC.....	Ownership.....	100.000	MetLife, Inc.....	..N.....	
0241	MetLife.....		46-4054257..				MCP SoCal Industrial - Loker, LLC.....	DE.....	NIA.....	MetLife Core Property Holdings, LLC.....	Ownership.....	100.000	MetLife, Inc.....	..N.....	
0241	MetLife.....		46-411426..				MCP SoCal Industrial - Redondo, LLC.....	DE.....	NIA.....	MetLife Core Property Holdings, LLC.....	Ownership.....	100.000	MetLife, Inc.....	..N.....	
0241	MetLife.....		46-4100363..				MCP SoCal Industrial - Springdale, LLC.....	DE.....	NIA.....	MetLife Core Property Holdings, LLC.....	Ownership.....	100.000	MetLife, Inc.....	..N.....	
0241	MetLife.....						MCP Stateline, LLC.....	DE.....	NIA.....	MetLife Core Property Holdings, LLC.....	Ownership.....	100.000	MetLife, Inc.....	..N.....	
0241	MetLife.....		46-4023987..				MCP The Palms at Doral, LLC.....	DE.....	NIA.....	MetLife Core Property Holdings, LLC.....	Ownership.....	100.000	MetLife, Inc.....	..N.....	
0241	MetLife.....		47-4062730..				MCP Trimble Campus, LLC.....	DE.....	NIA.....	MetLife Core Property Holdings, LLC.....	Ownership.....	100.000	MetLife, Inc.....	..N.....	
0241	MetLife.....						MCP Union Row, LLC.....	DE.....	NIA.....	MetLife Core Property Holdings, LLC.....	Ownership.....	100.000	MetLife, Inc.....	..N.....	
0241	MetLife.....						MCP Valley Forge One, LLC .....	DE.....	NIA.....	MCP Valley Forge, LLC.....	Management.....		MetLife, Inc.....	..N.....	
0241	MetLife.....						MCP Valley Forge Owner, LLC.....	DE.....	NIA.....	MCP Valley Forge, LLC.....	Management.....		MetLife, Inc.....	..N.....	
0241	MetLife.....						MCP Valley Forge Two, LLC .....	DE.....	NIA.....	MCP Valley Forge, LLC.....	Ownership.....	100.000	MetLife, Inc.....	..N.....	
0241	MetLife.....						MCP Valley Forge, LLC.....	DE.....	NIA.....	MetLife Core Property Holdings, LLC.....	Ownership.....	100.000	MetLife, Inc.....	..N.....	
0241	MetLife.....						MCP Vance Jackson, LLC.....	DE.....	NIA.....	MetLife Core Property Holdings, LLC.....	Ownership.....	100.000	MetLife, Inc.....	..N.....	
0241	MetLife.....						MCP Vineyard Avenue Member, LLC.....	DE.....	NIA.....	MetLife Core Property Holdings, LLC.....	Ownership.....	100.000	MetLife, Inc.....	..N.....	
0241	MetLife.....		47-1967401..				MCP VOA I & III, LLC .....	DE.....	NIA.....	MCP VOA Holdings, LLC.....	Ownership.....	100.000	MetLife, Inc.....	..N.....	
0241	MetLife.....		47-1975006..				MCP VOA Holdings, LLC.....	DE.....	NIA.....	MetLife Core Property Holdings, LLC.....	Ownership.....	100.000	MetLife, Inc.....	..N.....	
0241	MetLife.....		47-1966785..				MCP VOA II, LLC .....	DE.....	NIA.....	MCP VOA Holdings, LLC.....	Ownership.....	100.000	MetLife, Inc.....	..N.....	
0241	MetLife.....		46-4032507..				MCP Waterford Atrium, LLC.....	DE.....	NIA.....	MetLife Core Property Holdings, LLC.....	Ownership.....	100.000	MetLife, Inc.....	..N.....	

Q12.15

**SCHEDULE Y**

**PART 1A - DETAIL OF INSURANCE HOLDING COMPANY SYSTEM**

1	2	3	4	5	6	7	8	9	10	11	12	13	14	15	16
Group Code	Group Name	NAIC Company Code	ID Number	Federal RSSD	CIK	Name of Securities Exchange if Publicly Traded (U.S. or International)	Names of Parent, Subsidiaries or Affiliates	Domiciliary Location	Relationship to Reporting Entity	Directly Controlled by (Name of Entity/Person)	Type of Control (Ownership Board, Management, Attorney-in-Fact, Influence, Other)	If Control is Ownership Provide Percentage	Ultimate Controlling Entity(ies)/Person(s)	Is an SCA Filing Required? (Y/N)	*
0241	MetLife.....		83-2524541..				MCP Wellington, LLC.....	DE.....	NIA.....	MetLife Core Property Holdings, LLC.....	Ownership.....	...100.000	MetLife, Inc.....	...N.....	
0241	MetLife.....						MCP West Broad Marketplace, LLC.....	DE.....	NIA.....	MetLife Core Property Holdings, LLC.....	Ownership.....	...100.000	MetLife, Inc.....	...N.....	
0241	MetLife.....						MCP-English Village, LLC.....	DE.....	NIA.....	MetLife Core Property Holdings, LLC.....	Ownership.....	...100.000	MetLife, Inc.....	...N.....	
0241	MetLife.....						MCPF – Needham, LLC .....	DE.....	NIA.....	MCP MA Property REIT, LLC.....	Ownership.....	...100.000	MetLife, Inc.....	...N.....	
0241	MetLife.....						MCPF Acquisition, LLC.....	DE.....	NIA.....	MetLife Core Property Holdings, LLC.....	Ownership.....	...100.000	MetLife, Inc.....	...N.....	
0241	MetLife.....		83-1015971..				MCPF Foxborough, LLC .....	DE.....	NIA.....	MCP MA Property REIT, LLC.....	Ownership.....	...100.000	MetLife, Inc.....	...N.....	
0241	MetLife.....						MetLife Senior Direct Lending GP, LLC.....	DE.....	NIA.....	MetLife Investment Management, LLC.....	Ownership.....	...100.000	MetLife, Inc.....	...N.....	
0241	MetLife.....						MetLife Senior Direct Lending Fund, LP .....	CYM.....	NIA.....	MetLife Senior Direct Lending GP, LLC.....	Management.....		MetLife, Inc.....	...N.....	
0241	MetLife.....						MLJ US Feeder LLC.....	DE.....	NIA.....	MetLife Senior Direct Lending GP, LLC.....	Management.....		MetLife, Inc.....	...N.....	
0241	MetLife.....						MetLife Senior Direct Lending Finco, LLC .....	DE.....	NIA.....	MetLife Senior Direct Lending Fund GP, LLC..	Ownership.....	...100.000	MetLife, Inc.....	...N.....	
0241	MetLife.....						MetLife Senior Direct Lending Holdings, LP .....	DE.....	NIA.....	MetLife Senior Direct Lending Finco, LLC .....	Ownership.....	...100.000	MetLife, Inc.....	...N.....	
0241	MetLife.....		13-4075851..				MetLife Commercial Mortgage Income Fund GP, LLC	DE.....	NIA.....	MetLife Investment Management, LLC.....	Ownership.....	...100.000	MetLife, Inc.....	...N.....	
0241	MetLife.....		47-2630137..				MetLife Commercial Mortgage Income Fund, LP	DE.....	NIA.....	MetLife Commercial Mortgage Income Fund GP, LLC	Management.....		MetLife, Inc.....	...N.....	
0241	MetLife.....		47-2688528..				MetLife Commercial Mortgage REIT, LLC.....	DE.....	NIA.....	MetLife Commercial Mortgage Income Fund, LP	Ownership.....	...100.000	MetLife, Inc.....	...N.....	
0241	MetLife.....		47-2703778..				MetLife Commercial Mortgage Originator, LLC..	DE.....	NIA.....	MetLife Commercial Mortgage REIT, LLC.....	Ownership.....	...100.000	MetLife, Inc.....	...N.....	
0241	MetLife.....		47-5495603..				MCMIF Holdco I, LLC.....	DE.....	NIA.....	MetLife Commercial Mortgage Originator, LLC	Ownership.....	...100.000	MetLife, Inc.....	...N.....	
0241	MetLife.....						MCMIF Holdco II, LLC.....	DE.....	NIA.....	MetLife Commercial Mortgage Originator, LLC	Ownership.....	...100.000	MetLife, Inc.....	...N.....	

Q12.16

Statement for September 30, 2020 of the **Metropolitan Property and Casualty Insurance Company**  
**PART 1 - LOSS EXPERIENCE**

Lines of Business	Current Year to Date			4 Prior Year to Date Direct Loss Percentage
	1 Direct Premiums Earned	2 Direct Losses Incurred	3 Direct Loss Percentage	
1. Fire.....	4,048,497	2,507,157	61.928	61.928
2. Allied lines.....	9,271,203	2,037,111	21.972	32.815
3. Farmowners multiple peril.....			0.000	
4. Homeowners multiple peril.....	510,190,811	345,479,063	67.716	57.681
5. Commercial multiple peril.....	14,692,077	15,735,773	107.104	109.888
6. Mortgage guaranty.....			0.000	
8. Ocean marine.....			0.000	
9. Inland marine.....	14,591,436	4,736,828	32.463	30.210
10. Financial guaranty.....			0.000	
11.1. Medical professional liability - occurrence.....			0.000	
11.2. Medical professional liability - claims-made.....			0.000	
12. Earthquake.....	4,557,571	59,763	1.311	1.404
13. Group accident and health.....			0.000	
14. Credit accident and health.....			0.000	
15. Other accident and health.....	44,341,496	16,223,131	36.587	40.244
16. Workers' compensation.....			0.000	
17.1. Other liability-occurrence.....	35,481,528	24,772,277	69.817	49.550
17.2. Other liability-claims made.....			0.000	
17.3. Excess workers' compensation.....			0.000	
18.1. Products liability-occurrence.....			0.000	
18.2. Products liability-claims made.....			0.000	
19.1, 19.2. Private passenger auto liability.....	272,926,183	144,495,008	52.943	62.123
19.3, 19.4. Commercial auto liability.....	21,973,316	43,408,556	197.551	114.950
21. Auto physical damage.....	236,814,439	97,658,126	41.238	53.014
22. Aircraft (all perils).....			0.000	
23. Fidelity.....			0.000	
24. Surety.....			0.000	
26. Burglary and theft.....			0.000	
27. Boiler and machinery.....			0.000	
28. Credit.....			0.000	
29. International.....			0.000	
30. Warranty.....			0.000	
31. Reinsurance-nonproportional assumed property.....	XXX	XXX	XXX	XXX
32. Reinsurance-nonproportional assumed liability.....	XXX	XXX	XXX	XXX
33. Reinsurance-nonproportional assumed financial lines.....	XXX	XXX	XXX	XXX
34. Aggregate write-ins for other lines of business.....	0	0	0.000	
35. Totals.....	1,168,888,557	697,112,793	59.639	57.835
<b>DETAILS OF WRITE-INS</b>				
3401.....			0.000	
3402.....			0.000	
3403.....			0.000	
3498. Sum. of remaining write-ins for Line 34 from overflow page.....	0	0	0.000	XXX
3499. Totals (Lines 3401 thru 3403 plus 3498) (Line 34).....	0	0	0.000	

**PART 2 - DIRECT PREMIUMS WRITTEN**

Lines of Business	1	2	3
	Current Quarter	Current Year to Date	Prior Year Year to Date
1. Fire.....	1,332,999	3,998,997	3,998,997
2. Allied lines.....	3,622,558	9,227,820	8,803,600
3. Farmowners multiple peril.....			
4. Homeowners multiple peril.....	183,286,427	515,243,572	513,292,628
5. Commercial multiple peril.....	3,554,325	13,245,009	16,550,623
6. Mortgage guaranty.....			
8. Ocean marine.....			
9. Inland marine.....	5,276,350	15,429,591	15,286,379
10. Financial guaranty.....			
11.1. Medical professional liability - occurrence.....			
11.2. Medical professional liability - claims made.....			
12. Earthquake.....	1,652,797	4,598,985	4,597,261
13. Group accident and health.....			
14. Credit accident and health.....			
15. Other accident and health.....	3,608,808	59,921,277	44,457,638
16. Workers' compensation.....			
17.1. Other liability-occurrence.....	12,441,835	36,314,326	35,207,389
17.2. Other liability-claims made.....			
17.3. Excess workers' compensation.....			
18.1. Products liability-occurrence.....			
18.2. Products liability-claims made.....			
19.1 19.2. Private passenger auto liability.....	93,988,023	273,785,834	288,368,366
19.3 19.4. Commercial auto liability.....	3,748,045	16,020,286	25,376,023
21. Auto physical damage.....	82,881,811	238,811,220	249,182,427
22. Aircraft (all perils).....			
23. Fidelity.....			
24. Surety.....			
26. Burglary and theft.....			
27. Boiler and machinery.....			
28. Credit.....			
29. International.....			
30. Warranty.....			
31. Reinsurance-nonproportional assumed property.....	XXX	XXX	XXX
32. Reinsurance-nonproportional assumed liability.....	XXX	XXX	XXX
33. Reinsurance-nonproportional assumed financial lines.....	XXX	XXX	XXX
34. Aggregate write-ins for other lines of business.....	0	0	0
35. Totals.....	395,393,978	1,186,596,917	1,205,121,331
<b>DETAILS OF WRITE-INS</b>			
3401.....			
3402.....			
3403.....			
3498. Sum. of remaining write-ins for Line 34 from overflow page.....	0	0	0
3499. Totals (Lines 3401 thru 3403 plus 3498) (Line 34).....	0	0	0

Statement for September 30, 2020 of the **Metropolitan Property and Casualty Insurance Company**  
**PART 3 (000 omitted)**

**LOSS AND LOSS ADJUSTMENT EXPENSE RESERVES SCHEDULE**

	1	2	3	4	5	6	7	8	9	10	11	12	13
Years in Which Losses Occurred	Prior Year-End Known Case Loss and LAE Reserves	Prior Year-End IBNR Loss and LAE Reserves	Total Prior Year-End Loss and LAE Reserves (Cols. 1 + 2)	2020 Loss and LAE Payments on Claims Reported as of Prior Year-End	2020 Loss and LAE Payments on Claims Unreported as of Prior Year-End	Total 2020 Loss and LAE Payments (Cols. 4 + 5)	Q.S. Date Known Case Loss and LAE Reserves on Claims Reported and Open as of Prior Year-End	Q.S. Date Known Case Loss and LAE Reserves on Claims Reported or Reopened Subsequent to Prior Year-End	Q.S. Date IBNR Loss and LAE Reserves	Total Q.S. Loss and LAE Reserves (Cols. 7 + 8 + 9)	Prior Year-End Known Case Loss and LAE Reserves Developed (Savings)/Deficiency (Cols. 4 + 7 minus Col. 1)	Prior Year-End IBNR Loss and LAE Reserves Developed (Savings)/Deficiency (Cols. 5 + 8 + 9 minus Col. 2)	Prior Year-End Total Loss and LAE Reserve Developed (Savings)/Deficiency (Cols. 11 + 12)
1. 2017 + Prior.....	338,192	20,084	358,276	116,452	5,557	122,008	236,627	11,212	11,593	259,431	14,886	8,278	23,164
2. 2018.....	292,758	41,817	334,575	115,523	11,231	126,754	187,437	18,442	22,179	228,058	10,202	10,034	20,236
3. Subtotals 2018 + Prior.....	630,951	61,901	692,851	231,975	16,787	248,762	424,064	29,654	33,772	487,489	25,088	18,312	43,400
4. 2019.....	684,001	188,851	872,852	306,417	102,144	408,561	329,137	67,700	72,549	469,386	(48,446)	53,542	5,096
5. Subtotals 2019 + Prior.....	1,314,951	250,751	1,565,703	538,392	118,931	657,323	753,201	97,354	106,321	956,876	(23,359)	71,855	48,496
6. 2020.....	XXX	XXX	XXX	XXX	1,087,683	1,087,683	XXX	531,824	184,040	715,864	XXX	XXX	XXX
7. Totals.....	1,314,951	250,751	1,565,703	538,392	1,206,614	1,745,006	753,201	629,178	290,361	1,672,740	(23,359)	71,855	48,496
8. Prior Year-End's Surplus As Regards Policyholders	2,159,119												
											Col. 11, Line 7 As % of Col. 1, Line 7	Col. 12, Line 7 As % of Col. 2, Line 7	Col. 13, Line 7 As % of Col. 3, Line 7
											1. ....(1.8)%	2. ....28.7 %	3. ....3.1 %
													Col. 13, Line 7 Line 8
													4. ....2.2 %

Q14

Statement for September 30, 2020 of the **Metropolitan Property and Casualty Insurance Company**  
**SUPPLEMENTAL EXHIBITS AND SCHEDULES INTERROGATORIES**

The following supplemental reports are required to be filed as part of your statement filing. However, in the event that your company does not transact the type of business for which the special report must be filed, your response of NO to the specific interrogatory will be accepted in lieu of filing a "NONE" report and a bar code will be printed below. If the supplement is required of your company but is not being filed for whatever reason, enter SEE EXPLANATION and provide an explanation following the interrogatory questions.

	<b>Response</b>
1. Will the Trusteed Surplus Statement be filed with the state of domicile and the NAIC with this statement?	_____ NO _____
2. Will Supplement A to Schedule T (Medical Professional Liability Supplement) be filed with this statement?	_____ NO _____
3. Will the Medicare Part D Coverage Supplement be filed with the state of domicile and the NAIC with this statement?	_____ NO _____
4. Will the Director and Officer Insurance Coverage Supplement be filed with the state of domicile and the NAIC with this statement?	_____ NO _____

**Explanation:**

1. The data for this supplement is not required to be filed.
2. The data for this supplement is not required to be filed.
3. The data for this supplement is not required to be filed.
4. The data for this supplement is not required to be filed.

**Bar Code:**



Statement for September 30, 2020 of the **Metropolitan Property and Casualty Insurance Company**  
**Overflow Page for Write-Ins**

**Additional Write-ins for Assets:**

	Current Statement Date			4 December 31, Prior Year Net Admitted Assets
	1 Assets	2 Nonadmitted Assets	3 Net Admitted Assets (Cols. 1 - 2)	
2504. Remittances and items not allocated.....	1,900,020	1,900,020	0	
2597. Summary of remaining write-ins for Line 25.....	1,900,020	1,900,020	0	0

Statement for September 30, 2020 of the **Metropolitan Property and Casualty Insurance Company**  
**SCHEDULE A - VERIFICATION**

Real Estate

	1 Year to Date	2 Prior Year Ended December 31
1. Book/adjusted carrying value, December 31 of prior year.....	0	15,418
2. Cost of acquired:		
2.1 Actual cost at time of acquisition.....		
2.2 Additional investment made after acquisition.....		233
3. Current year change in encumbrances.....		
4. Total gain (loss) on disposals.....		806,042
5. Deduct amounts received on disposals.....		819,000
6. Total foreign exchange change in book/adjusted carrying value.....		
7. Deduct current year's other-than-temporary impairment recognized.....		
8. Deduct current year's depreciation.....		2,693
9. Book/adjusted carrying value at end of current period (Lines 1+2+3+4-5+6-7-8).....	0	0
10. Deduct total nonadmitted amounts.....		
11. Statement value at end of current period (Line 9 minus Line 10).....	0	0

**SCHEDULE B - VERIFICATION**

Mortgage Loans

	1 Year to Date	2 Prior Year Ended December 31
1. Book value/recorded investment excluding accrued interest, December 31 of prior year.....	349,510,837	293,616,872
2. Cost of acquired:		
2.1 Actual cost at time of acquisition.....	52,338,074	76,688,990
2.2 Additional investment made after acquisition.....	7,817,925	2,159,591
3. Capitalized deferred interest and other.....		
4. Accrual of discount.....	104,828	175,494
5. Unrealized valuation increase (decrease).....		
6. Total gain (loss) on disposals.....		
7. Deduct amounts received on disposals.....	11,815,981	23,130,110
8. Deduct amortization of premium and mortgage interest points and commitment fees.....		
9. Total foreign exchange change in book value/recorded investment excluding accrued interest.....		
10. Deduct current year's other-than-temporary impairment recognized.....		
11. Book value/recorded investment excluding accrued interest at end of current period (Lines 1+2+3+4+5+6-7-8-9-10).....	397,955,683	349,510,837
12. Total valuation allowance.....	(275,688)	
13. Subtotal (Line 11 plus Line 12).....	397,679,995	349,510,837
14. Deduct total nonadmitted amounts.....		
15. Statement value at end of current period (Line 13 minus Line 14).....	397,679,995	349,510,837

**SCHEDULE BA - VERIFICATION**

Other Long-Term Invested Assets

	1 Year to Date	2 Prior Year Ended December 31
1. Book/adjusted carrying value, December 31 of prior year.....	307,543,168	257,851,718
2. Cost of acquired:		
2.1 Actual cost at time of acquisition.....	6,163,100	10,066,370
2.2 Additional investment made after acquisition.....	46,023,151	55,920,872
3. Capitalized deferred interest and other.....		
4. Accrual of discount.....		
5. Unrealized valuation increase (decrease).....	4,390,339	21,102,815
6. Total gain (loss) on disposals.....	(338,200)	(9,223,551)
7. Deduct amounts received on disposals.....	15,373,860	27,285,019
8. Deduct amortization of premium and depreciation.....		
9. Total foreign exchange change in book/adjusted carrying value.....	349,380	(890,037)
10. Deduct current year's other-than-temporary impairment recognized.....		
11. Book/adjusted carrying value at end of current period (Lines 1+2+3+4+5+6-7-8-9-10).....	348,757,078	307,543,168
12. Deduct total nonadmitted amounts.....		
13. Statement value at end of current period (Line 11 minus Line 12).....	348,757,078	307,543,168

**SCHEDULE D - VERIFICATION**

Bonds and Stocks

	1 Year to Date	2 Prior Year Ended December 31
1. Book/adjusted carrying value of bonds and stocks, December 31 of prior year.....	4,194,158,990	4,462,424,904
2. Cost of bonds and stocks acquired.....	892,772,839	2,009,153,637
3. Accrual of discount.....	3,957,362	6,246,422
4. Unrealized valuation increase (decrease).....	(66,696,761)	(97,220,540)
5. Total gain (loss) on disposals.....	7,765,527	4,054,262
6. Deduct consideration for bonds and stocks disposed of.....	774,806,833	2,174,591,522
7. Deduct amortization of premium.....	10,864,594	15,529,787
8. Total foreign exchange change in book/adjusted carrying value.....	(606,036)	2,060,439
9. Deduct current year's other-than-temporary impairment recognized.....	18,426,168	2,758,394
10. Total investment income recognized as a result of prepayment penalties and/or acceleration fees.....	1,572,958	319,570
11. Book/adjusted carrying value at end of current period (Lines 1+2+3+4+5-6-7+8-9+10).....	4,228,827,284	4,194,158,990
12. Deduct total nonadmitted amounts.....	956,437	956,437
13. Statement value at end of current period (Line 11 minus Line 12).....	4,227,870,847	4,193,202,553



**SCHEDULE D - PART 1B**

Showing the Acquisitions, Dispositions and Non-Trading Activity  
During the Current Quarter for all Bonds and Preferred Stock by NAIC Designation

NAIC Designation	1 Book/Adjusted Carrying Value Beginning of Current Quarter	2 Acquisitions During Current Quarter	3 Dispositions During Current Quarter	4 Non-Trading Activity During Current Quarter	5 Book/Adjusted Carrying Value End of First Quarter	6 Book/Adjusted Carrying Value End of Second Quarter	7 Book/Adjusted Carrying Value End of Third Quarter	8 Book/Adjusted Carrying Value December 31 Prior Year
<b>BONDS</b>								
1. NAIC 1 (a).....	2,316,858,321	855,487,466	792,495,833	(9,812,994)	2,258,577,179	2,316,858,321	2,370,036,960	2,265,711,934
2. NAIC 2 (a).....	817,874,651	8,310,251	31,982,078	(2,380,826)	839,059,943	817,874,651	791,821,998	852,020,998
3. NAIC 3 (a).....	204,531,101	1,798,217	11,108,223	6,189,911	198,184,997	204,531,101	201,411,006	204,078,051
4. NAIC 4 (a).....	58,227,554	21,003,373	20,585,501	8,891,898	43,680,431	58,227,554	67,537,324	61,078,961
5. NAIC 5 (a).....	10,263,846	-	5,745,846	2,516,334	8,174,775	10,263,846	7,034,334	5,045,168
6. NAIC 6 (a).....	92,575	-	2,453,556	2,387,431	146,913	92,575	26,450	588,891
7. Total Bonds.....	3,407,848,048	886,599,307	864,371,037	7,791,754	3,347,824,238	3,407,848,048	3,437,868,072	3,388,524,003
<b>PREFERRED STOCK</b>								
8. NAIC 1.....	5,900,000				5,900,000	5,900,000	5,900,000	5,900,000
9. NAIC 2.....	40,542,000		10,000,000	2,401,000	38,919,600	40,542,000	32,943,000	43,630,000
10. NAIC 3.....							0	
11. NAIC 4.....	379,790					379,790	379,790	
12. NAIC 5.....							0	
13. NAIC 6.....							0	
14. Total Preferred Stock.....	46,821,790	0	10,000,000	2,401,000	44,819,600	46,821,790	39,222,790	49,530,000
15. Total Bonds and Preferred Stock.....	3,454,669,838	886,599,307	874,371,037	10,192,754	3,392,643,838	3,454,669,838	3,477,090,862	3,438,054,003

QS102

(a) Book/Adjusted Carrying Value column for the end of the current reporting period includes the following amount of short-term and cash equivalent bonds by NAIC designation:

NAIC 1 \$.....36,298,183; NAIC 2 \$.....1,000,000; NAIC 3 \$.....0; NAIC 4 \$.....0; NAIC 5 \$.....0; NAIC 6 \$.....0.

Statement for September 30, 2020 of the **Metropolitan Property and Casualty Insurance Company**  
**SCHEDULE DA - PART 1**

Short-Term Investments

	1 Book/Adjusted Carrying Value	2 Par Value	3 Actual Cost	4 Interest Collected Year To Date	5 Paid for Accrued Interest Year To Date
9199999.....	1,999,996	XXX	1,999,417	24,953	12,188

**SCHEDULE DA - VERIFICATION**

Short-Term Investments

	1 Year To Date	2 Prior Year Ended December 31
1. Book/adjusted carrying value, December 31 of prior year.....	29,972,042	10,000,000
2. Cost of short-term investments acquired.....	41,458,195	30,853,990
3. Accrual of discount.....	14,223	292,829
4. Unrealized valuation increase (decrease).....		
5. Total gain (loss) on disposals.....	48,892	
6. Deduct consideration received on disposals.....	69,493,357	11,174,777
7. Deduct amortization of premium.....		
8. Total foreign exchange change in book/adjusted carrying value.....		
9. Deduct current year's other-than-temporary impairment recognized.....		
10. Book/adjusted carrying value at end of current period (Lines 1+2+3+4+5-6-7+8-9).....	1,999,995	29,972,042
11. Deduct total nonadmitted amounts.....		
12. Statement value at end of current period (Line 10 minus Line 11).....	1,999,995	29,972,042

**SCHEDULE DB - PART A - VERIFICATION**

Options, Caps, Floors, Collars, Swaps and Forwards

1. Book/adjusted carrying value, December 31, prior year (Line 10, prior year).....	4,685,997
2. Cost paid/(consideration received) on additions.....	1,151,845
3. Unrealized valuation increase/(decrease).....	734,435
4. SSAP No. 108 adjustments.....	
5. Total gain (loss) on termination recognized.....	(953,484)
6. Considerations received/(paid) on terminations.....	(473,182)
7. Amortization.....	(224,853)
8. Adjustment to the book/adjusted carrying value of hedge item.....	
9. Total foreign exchange change in book/adjusted carrying value.....	737,418
10. Book/adjusted carrying value at end of current period (Lines 1 + 2 + 3 + 4 + 5 - 6 + 7 + 8 + 9).....	6,604,540
11. Deduct nonadmitted assets.....	
12. Statement value at end of current period (Line 10 minus Line 11).....	6,604,540

**SCHEDULE DB - PART B - VERIFICATION**

Futures Contracts

1. Book/adjusted carrying value, December 31, prior year (Line 6, prior year).....	
2. Cumulative cash change (Section 1, Broker Name/Net Cash Deposits Footnote - Cumulative Cash Change column).....	
3.1 Add:	
Change in variation margin on open contracts - Highly Effective Hedges:	
3.11 Section 1, Column 15, current year to date minus.....	
3.12 Section 1, Column 15, prior year.....	0
Change in variation margin on open contracts - All Other:	
3.13 Section 1, Column 18, current year to date minus.....	
3.14 Section 1, Column 18, prior year.....	0
3.2 Add:	
Change in adjustment to basis of hedged item:	
3.21 Section 1, Column 17, current year to date minus.....	
3.22 Section 1, Column 17, prior year.....	0
Change in amount recognized:	<b>NONE</b>
3.23 Section 1, Column 19, current year to date minus.....	
3.24 Section 1, Column 19, prior year.....	
3.25 SSAP No. 108 adjustments.....	0
3.3 Subtotal (Line 3.1 minus Line 3.2).....	0
4.1 Cumulative variation margin on terminated contracts during the year.....	
4.2 Less:	
4.21 Amount used to adjust basis of hedged item.....	
4.22 Amount recognized.....	
4.23 SSAP No. 108 adjustments.....	0
4.3 Subtotal (Line 4.1 minus Line 4.2).....	0
5. Dispositions gains (losses) on contracts terminated in prior year:	
5.1 Total gain (loss) recognized for terminations in prior year.....	
5.2 Total gain (loss) adjusted into the hedged item(s) for the terminations in prior year.....	
6. Book/adjusted carrying value at end of current period (Lines 1 + 2 + 3.3 - 4.3 - 5.1 - 5.2).....	0
7. Deduct nonadmitted assets.....	
8. Statement value at end of current period (Line 6 minus Line 7).....	0

Statement for September 30, 2020 of the **Metropolitan Property and Casualty Insurance Company**  
**SCHEDULE DB - PART C - SECTION 1**

Replication (Synthetic Asset) Transactions Open as of Current Statement Date

Replication (Synthetic) Asset Transactions								Components of the Replication (Synthetic Asset) Transactions							
1 Number	2 Description	3 NAIC Designation or Other Description	4 Notional Amount	5 Book/Adjusted Carrying Value	6 Fair Value	7 Effective Date	8 Maturity Date	Derivative Instrument(s) Open			Cash Instrument(s) Held				
								9 Description	10 Book/Adjusted Carrying Value	11 Fair Value	12 CUSIP	13 Description	14 NAIC Designation or Other Description	15 Book/Adjusted Carrying Value	16 Fair Value
<b>Replicated Assets Open</b>															
990506971...	CDX.NA.IG.35.....	1Z.....	80,000,000	6,950,701	6,999,523	09/22/2020	12/20/2025	CDX.NA.IG.33 Credit Default Swap ; 2020-RCDS-506971	1,952,948	1,675,885	3131XY 4B 2	FHLMC 30YR UMBS MIRROR.....	1.....	4,997,753	5,323,638
990506971...	CDX.NA.IG.35.....	1Z.....		10,269,365	10,859,240			CDX.NA.IG.33 Credit Default Swap ; 2020-RCDS-506971			3131XY UM 9	FHLMC 30YR UMBS MIRROR.....	1.....	10,269,365	10,859,240
990506971...	CDX.NA.IG.35.....	1Z.....		2,876,723	3,021,824			CDX.NA.IG.33 Credit Default Swap ; 2020-RCDS-506971			3131Y0 JJ 2	FHLMC 30YR UMBS MIRROR.....	1.....	2,876,723	3,021,824
990506971...	CDX.NA.IG.35.....	1Z.....		2,100,465	2,219,017			CDX.NA.IG.33 Credit Default Swap ; 2020-RCDS-506971			3132A5 JS 5	FHLMC 30YR UMBS MIRROR.....	1.....	2,100,465	2,219,017
990506971...	CDX.NA.IG.35.....	1Z.....		4,996,988	4,996,245			CDX.NA.IG.33 Credit Default Swap ; 2020-RCDS-506971			3133KJ 3W 0	FHLMC 30YR UMBS.....	1.....	4,996,988	4,996,245
990506971...	CDX.NA.IG.35.....	1Z.....		7,563,374	7,854,328			CDX.NA.IG.33 Credit Default Swap ; 2020-RCDS-506971			3140GQ 3F 1	FNMA 30YR.....	1.....	7,563,374	7,854,328
990506971...	CDX.NA.IG.35.....	1Z.....		5,328,162	5,591,550			CDX.NA.IG.33 Credit Default Swap ; 2020-RCDS-506971			3140GS PD 8	FNMA 30YR.....	1.....	5,328,162	5,591,550
990506971...	CDX.NA.IG.35.....	1Z.....		3,463,404	3,711,391			CDX.NA.IG.33 Credit Default Swap ; 2020-RCDS-506971			3140HK 4Z 8	FNMA 30YR.....	1.....	3,463,404	3,711,391
990506971...	CDX.NA.IG.35.....	1Z.....		3,275,250	3,545,379			CDX.NA.IG.33 Credit Default Swap ; 2020-RCDS-506971			3140J7 UR 4	FNMA 30YR.....	1.....	3,275,250	3,545,379
990506971...	CDX.NA.IG.35.....	1Z.....		4,451,234	4,668,637			CDX.NA.IG.33 Credit Default Swap ; 2020-RCDS-506971			3140J7 XW 0	FNMA 30YR.....	1.....	4,451,234	4,668,637
990506971...	CDX.NA.IG.35.....	1Z.....		8,378,569	8,950,150			CDX.NA.IG.33 Credit Default Swap ; 2020-RCDS-506971			3140J8 AL 7	FNMA 30YR.....	1.....	8,378,569	8,950,150
990506971...	CDX.NA.IG.35.....	1Z.....		2,991,680	3,118,819			CDX.NA.IG.33 Credit Default Swap ; 2020-RCDS-506971			3140K0 DZ 8	FNMA 30YR UMBS.....	1.....	2,991,680	3,118,819
990506971...	CDX.NA.IG.35.....	1Z.....		7,658,310	8,019,505			CDX.NA.IG.33 Credit Default Swap ; 2020-RCDS-506971			3140QA VA 5	FNMA 30YR.....	1.....	7,658,310	8,019,505
990506971...	CDX.NA.IG.35.....	1Z.....		8,814,843	8,901,036			CDX.NA.IG.33 Credit Default Swap ; 2020-RCDS-506971			31418C BF 0	FNMA 30YR.....	1.....	8,814,843	8,901,036
990506971...	CDX.NA.IG.35.....	1Z.....		5,141,158	5,406,043			CDX.NA.IG.33 Credit Default Swap ; 2020-RCDS-506971			31418C UB 8	FNMA 30YR.....	1.....	5,141,158	5,406,043
999999999.	Total.....			84,260,226	87,862,688	XXX	XXX	XXX.....	1,952,948	1,675,885	XXX.....	XXX.....	XXX.....	82,307,278	86,186,803

QSIS

Statement for September 30, 2020 of the **Metropolitan Property and Casualty Insurance Company**  
**SCHEDULE DB - PART C - SECTION 2**

Reconciliation (Synthetic Asset) Transactions Open

	First Quarter		Second Quarter		Third Quarter		Fourth Quarter		Year-To-Date	
	1 Number of Positions	2 Total Replication (Synthetic Asset) Transactions Statement Value	3 Number of Positions	4 Total Replication (Synthetic Asset) Transactions Statement Value	5 Number of Positions	6 Total Replication (Synthetic Asset) Transactions Statement Value	7 Number of Positions	8 Total Replication (Synthetic Asset) Transactions Statement Value	9 Number of Positions	10 Total Replication (Synthetic Asset) Transactions Statement Value
1. Beginning Inventory.....	1	83,314,164	1	94,856,805	1	83,920,154	0	0	1	83,314,164
2. Add: Opened or acquired transactions.....					1	84,260,226			1	84,260,226
3. Add: Increases in replication (synthetic asset) transactions statement value.....	XXX	11,542,641	XXX		XXX		XXX		XXX	11,542,641
4. Less: Closed or disposed of transactions.....					1	83,920,153			1	83,920,153
5. Less: Positions disposed of for failing effectiveness criteria.....									0	0
6. Less: Decreases in replication (synthetic asset) transactions statement value.....	XXX		XXX	10,936,651	XXX		XXX		XXX	10,936,651
7. Ending Inventory.....	1	94,856,805	1	83,920,154	1	84,260,227	0	0	1	84,260,227

90150

Statement for September 30, 2020 of the **Metropolitan Property and Casualty Insurance Company**  
**SCHEDULE DB - VERIFICATION**

Verification of Book/Adjusted Carrying Value, Fair Value and Potential Exposure of all Open Derivative Contracts

	Book/Adjusted Carrying Value Check
1. Part A, Section 1, Column 14.....	6,604,540
2. Part B, Section 1, Column 15 plus Part B, Section 1 Footnote - Total Ending Cash Balance.....	_____
3. Total (Line 1 plus Line 2).....	<u>6,604,540</u>
4. Part D, Section 1, Column 5.....	7,090,828
5. Part D, Section 1, Column 6.....	(486,288)
6. Total (Line 3 minus Line 4 minus Line 5).....	<u>0</u>
	Fair Value Check
7. Part A, Section 1, Column 16.....	9,900,814
8. Part B, Section 1, Column 13.....	_____
9. Total (Line 7 plus Line 8).....	<u>9,900,814</u>
10. Part D, Section 1, Column 8.....	10,089,172
11. Part D, Section 1, Column 9.....	(188,358)
12. Total (Line 9 minus Line 10 minus Line 11).....	<u>0</u>
	Potential Exposure Check
13. Part A, Section 1, Column 21.....	81,227,687
14. Part B, Section 1, Column 20.....	_____
15. Part D, Section 1, Column 11.....	81,227,687
16. Total (Line 13 plus Line 14 minus Line 15).....	<u>0</u>

**SCHEDULE E - PART 2 - VERIFICATION**

Cash Equivalents

	1 Year To Date	2 Prior Year Ended December 31
1. Book/adjusted carrying value, December 31 of prior year.....	82,809,112	47,447,515
2. Cost of cash equivalents acquired.....	1,780,682,655	2,639,583,782
3. Accrual of discount.....	395,897	2,087,651
4. Unrealized valuation increase (decrease).....		
5. Total gain (loss) on disposals.....	19,038	21,523
6. Deduct consideration received on disposals.....	1,828,608,515	2,606,331,359
7. Deduct amortization of premium.....		
8. Total foreign exchange change in book/ adjusted carrying value.....		
9. Deduct current year's other-than-temporary impairment recognized.....		
10. Book/adjusted carrying value at end of current period (Lines 1+2+3+4+5-6-7+8-9).....	35,298,187	82,809,112
11. Deduct total nonadmitted amounts.....		
12. Statement value at end of current period (Line 10 minus Line 11).....	35,298,187	82,809,112

**SCHEDULE A - PART 2**

Showing all Real Estate ACQUIRED AND ADDITIONS MADE During the Current Quarter

1 Description of Property	Location		4 Date Acquired	5 Name of Vendor	6 Actual Cost at Time of Acquisition	7 Amount of Encumbrances	8 Book/Adjusted Carrying Value Less Encumbrances	9 Additional Investment Made After Acquisition
	2 City	3 State						

**NONE**

QE01

**SCHEDULE A - PART 3**

Showing all Real Estate DISPOSED During the Quarter, Including Payments During the Final Year on "Sales Under Contract "

1 Description of Property	Location		4 Disposal Date	5 Name of Purchaser	6 Actual Cost	7 Expended for Additions, Permanent Improvements and Changes in Encumbrances	8 Book/Adjusted Carrying Value Less Encumbrances Prior Year	Change in Book/Adjusted Carrying Value Less Encumbrances					14 Book/Adjusted Carrying Value Less Encumbrances on Disposal	15 Amounts Received During Year	16 Foreign Exchange Gain (Loss) on Disposal	17 Realized Gain (Loss) on Disposal	18 Total Gain (Loss) on Disposal	19 Gross Income Earned Less Interest Incurred on Encumbrances	20 Taxes, Repairs, and Expenses Incurred
	2 City	3 State						9 Current Year's Depreciation	10 Current Year's Other-Than-Temporary Impairment Recognized	11 Current Year's Change in Encumbrances	12 Total Change in B./A.C.V. (11 - 9 - 10)	13 Total Foreign Exchange Change in B./A.C.V.							

**NONE**



**SCHEDULE B - PART 2**

Showing all Mortgage Loans ACQUIRED AND ADDITIONS MADE During the Current Quarter

1 Loan Number	Location		4 Loan Type	5 Date Acquired	6 Rate of Interest	7 Actual Cost at Time of Acquisition	8 Additional Investment Made After Acquisition	9 Value of Land and Buildings
	2 City	3 State						
<b>Mortgages in Good Standing - Farm Mortgages</b>								
0000199826	Jackson	OH		07/18/2019	5.310	-	1,239,809	4,748,838
0000200152	Napa	CA		06/21/2019	4.950	-	343,047	8,994,310
0000201004	Woodruff	AR		09/29/2020	3.100	7,000,000	-	12,810,777
0000201229	Arkansas	AR		09/09/2020	3.400	1,494,465	-	2,608,300
0000201245	Fresno	CA		09/14/2020	3.200	869,500	-	1,449,950
0000201273	Edgar	IL		09/28/2020	3.400	585,000	-	2,155,300
0000201294	East Carroll	LA		09/02/2020	3.200	2,672,950	-	5,423,300
Summary line Adj	VARIO	VAR		09/30/2020			(78,699)	
0199999. Total - Mortgages in Good Standing - Farm Mortgages				XXX	XXX	12,621,915	1,504,157	38,190,775
<b>Mortgages in Good Standing - Commercial Mortgages - All Other</b>								
0000703027	MINNEAPOLIS	MN		02/22/2018	2.100	-	104,958	8,227,802
0000703085	ATLANTA	GA		08/15/2018	2.650	-	34,620	6,150,348
0599999. Total - Mortgages in Good Standing - Commercial Mortgages - All Other				XXX	XXX	0	139,578	14,378,150
0899999. Total - Mortgages in Good Standing				XXX	XXX	12,621,915	1,643,735	52,568,925
3399999. Total Mortgages				XXX	XXX	12,621,915	1,643,735	52,568,925

QE02

**SCHEDULE B - PART 3**

Showing all Mortgage Loans DISPOSED, Transferred or Repaid During the Current Quarter

1 Loan Number	Location		4 Loan Type	5 Date Acquired	6 Disposal Date	7 Book Value/Recorded Investment Excluding Accrued Interest Prior Year	8 Change in Book Value/Recorded Investment						14 Book Value / Recorded Investment Excluding Accrued Interest on Disposal	15 Consideration	16 Foreign Exchange Gain (Loss) on Disposal	17 Realized Gain (Loss) on Disposal	18 Total Gain (Loss) on Disposal
	2 City	3 State					8 Unrealized Valuation Increase (Decrease)	9 Current Year's (Amortization) / Accretion	10 Current Year's Other-Than-Temporary Impairment Recognized	11 Capitalized Deferred Interest and Other	12 Total Change in Book Value (8 + 9 - 10 + 11)	13 Total Foreign Exchange Change in Book Value					
<b>Mortgages Closed by Repayment</b>																	
0000199559	De Witt	IL		07/18/2018	08/25/2020	1,497,432	-	2,568	-	-	2,568	-	1,500,000	1,500,000	-	-	0
0000199776	Logan	IL		09/21/2018	08/25/2020	1,888,829	-	2,267	-	-	2,267	-	1,891,096	1,891,096	-	-	0
0000199993	Bates	MO		01/15/2019	08/26/2020	496,055	-	168	-	-	168	-	492,356	492,356	-	-	0
0000199995	Bates	MO		01/15/2019	08/26/2020	496,214	-	9	-	-	9	-	492,356	492,356	-	-	0
0000200022	Macon	IL		02/15/2019	08/25/2020	998,822	-	1,178	-	-	1,178	-	1,000,000	1,000,000	-	-	0
0199999. Total - Mortgages Closed by Repayment						5,377,352	0	6,190	0	0	6,190	0	5,375,808	5,375,808	0	0	0
<b>Mortgages With Partial Repayments</b>																	
Scheduled Repayments	VARIO	VAR		09/30/2020	09/30/2020						0		499,934	499,934	-	-	0
0299999. Total - Mortgages With Partial Repayments						0	0	0	0	0	0	0	499,934	499,934	0	0	0
0599999. Total Mortgages						5,377,352	0	6,190	0	0	6,190	0	5,875,742	5,875,742	0	0	0

**SCHEDULE BA - PART 2**

Showing Other Long-Term Invested Assets ACQUIRED AND ADDITIONS MADE During the Current Quarter

1	2	Location		5	6	7	8	9	10	11	12	13
		3	4									
CUSIP Identification	Name or Description	City	State	Name of Vendor or General Partner	NAIC Designation and Administrative Symbol/Market Indicator	Date Originally Acquired	Type and Strategy	Actual Cost at Time of Acquisition	Additional Investment Made after Acquisition	Amount of Encumbrances	Commitment for Additional Investment	Percentage of Ownership
<b>Joint Venture or Partnership Interests That Have Underlying Characteristics of Common Stocks - Unaffiliated</b>												
	Accel Growth V, L.P.....	Palo Alto.....	CA...	Accel.....		03/01/2019.....	.....1		116,250		437,100	0.060
	Accel India VI, L.P.....	Bangalore.....	CYM.	Accel.....		11/11/2019.....	.....1		17,000		334,000	0.070
	Accel Leaders Fund II, L.P.....	Palo Alto.....	CA...	Accel.....		03/01/2019.....	.....1		58,900		83,700	0.060
	Accel London VI, L.P.....	London.....	GBR.	Accel.....		05/06/2019.....	.....1		28,000		280,000	0.070
	Accel XIV, L.P.....	Palo Alto.....	CA...	Accel.....		03/01/2019.....	.....1		19,800		206,250	0.060
	Accion Quona Inclusion Fund, L.P.....	Washington.....	DC...	Accion.....		07/26/2018.....	.....		75,323		1,334,529	0.980
	Accomplice Fortuity Pool, L.P.....	Cambridge.....	MA...	Accomplice.....		06/11/2020.....	.....1	84,000			616,000	0.700
	Accomplice Fund II, L.P.....	Cambridge.....	MA...	Accomplice.....		01/10/2018.....	.....1		174,980			1.150
	Accomplice Fund III, L.P.....	Cambridge.....	MA...	Accomplice.....		06/11/2020.....	.....1				700,000	0.100
	Advent International GPE IX-A SCSP.....	Boston.....	MA...	Advent.....		03/13/2019.....	.....3		130,803		791,566	0.060
	Advent International GPE IX-D SCSP.....	Boston.....	MA...	Advent.....		03/13/2019.....	.....3		83,851		505,049	0.180
	Affinity Asia Pacific Fund V L.P.....	Hong Kong.....	CHN.	Affinity Asia Pacific.....		01/15/2018.....	.....3		40,333		3,167,474	0.070
	Altor Fund V (No. 1) AB.....	Stockholm.....	SWE.	Altor.....		12/17/2018.....	.....3		3,732		1,267,919	0.100
	American Industrial Partners Capital Fund VII, L.P.....	New York.....	NY...	AIP.....		03/26/2019.....	.....3		9,772		1,586,257	0.050
	American Securities Partners VII, L.P.....	New York.....	NY...	American Securities.....		12/10/2014.....	.....3		347,324		412,182	0.100
	American Securities Partners VIII, L.P.....	New York.....	NY...	American Securities.....		02/23/2018.....	.....3		315,869		3,948,567	0.070
	Andreessen Horowitz Fund VI, L.P.....	Menlo Park.....	CA...	Andreessen Horowitz.....		04/18/2019.....	.....1		57,750		98,000	0.050
	Andreessen Horowitz LSV Fund I, L.P.....	Menlo Park.....	CA...	Andreessen Horowitz.....		04/18/2019.....	.....1		56,000		168,000	0.100
	Ares Special Opportunities Fund, L.P.....	New York.....	NY...	Ares.....		05/04/2020.....	.....		212,012		1,356,975	0.070
	Arlington Capital Partners V, L.P.....	Chevy Chase.....	MD...	Arlington.....		04/29/2019.....	.....3		11,034		3,030,809	0.210
	Arsenal Capital Partners Fund IV LP.....	New York.....	NY...	Arsenal.....		09/03/2015.....	.....3		333,515		3,092,328	1.490
	Arsenal Capital Partners V LP.....	New York.....	NY...	Arsenal.....		04/01/2019.....	.....3		11,314		797,068	0.060
	Audax Private Equity Fund VI, L.P.....	Boston.....	MA...	Audax.....		08/03/2018.....	.....3		197,703		1,850,350	0.060
	Battery Ventures XII Side Fund, L.P.....	Boston.....	MA...	Battery.....		04/01/2018.....	.....1		65,800		202,860	0.290
	Battery Ventures XII, L.P.....	Boston.....	MA...	Battery.....		02/01/2018.....	.....1		96,200		491,920	0.310
	Battery Ventures XIII Side Fund, L.P.....	Boston.....	MA...	Battery.....		01/24/2020.....	.....1		24,640		371,360	0.050
	Battery Ventures XIII, L.P.....	Boston.....	MA...	Battery.....		01/24/2020.....	.....1		44,400		531,600	0.050
	Bayview Opportunity Domestic VI, L.P.....	New York.....	NY...	Bayview.....		08/28/2020.....	.....				2,500,000	0.100
	BDCM Opportunity Fund IV, L.P.....	Greenwich.....	CT...	Black Diamond Capital Management.....		02/04/2015.....	.....		62,865		578,507	0.330
	BE VI LP.....	London.....	GBR.	Bridgepoint.....		01/26/2018.....	.....3		423,685		3,323,412	0.110
	Bessemer Venture Partners Century Fund L.P.....	Larchmont.....	NY...	Bessemer.....		09/13/2019.....	.....1		84,337		524,433	0.190
	Bessemer Venture Partners X Institutional L.P.....	Larchmont.....	NY...	Bessemer.....		10/15/2018.....	.....1		47,844		224,305	0.050
	Blackstone Capital Partners VII L.P.....	New York.....	NY...	Blackstone.....		04/07/2015.....	.....3		209,732		158,938	0.100
	Blue Sea Capital Fund I LP.....	Palm Beach.....	FL...	Blue Sea Capital.....		10/18/2013.....	.....3		39,360		805,136	1.420
	Blue Sea Capital Fund II LP.....	Palm Beach.....	FL...	Blue Sea Capital.....		02/04/2019.....	.....3		113,160		727,701	0.380
	Carlyle Europe Technology Partners Fund IV.....	London.....	GBR.	Carlyle.....		11/29/2018.....	.....3		52,349		755,024	0.060
	Carlyle Partners VI, L.P.....	Washington.....	DC...	Carlyle.....		02/19/2013.....	.....3		7,567		49,056	0.100
	Carlyle Partners VII, L.P.....	Washington.....	DC...	Carlyle.....		10/26/2017.....	.....3		41,899		3,051,276	0.100
	Clearlake Capital Partners VI, L.P.....	Los Angeles.....	CA...	Clearlake Capital.....		01/16/2020.....	.....		75,562		1,639,207	0.100

QE03

**SCHEDULE BA - PART 2**

Showing Other Long-Term Invested Assets ACQUIRED AND ADDITIONS MADE During the Current Quarter

1 CUSIP Identification	2 Name or Description	3 Location		5 Name of Vendor or General Partner	6 NAIC Designation and Administrative Symbol/Market Indicator	7 Date Originally Acquired	8 Type and Strategy	9 Actual Cost at Time of Acquisition	10 Additional Investment Made after Acquisition	11 Amount of Encumbrances	12 Commitment for Additional Investment	13 Percentage of Ownership
		3 City	4 State									
	Cortec Group Fund VI, L.P.....	New York.....	NY.....	Cortec.....		04/27/2015.....	.....3		.....189,439		.....577,124	.....0.710
	Cortec Group Fund VII, L.P.....	New York.....	NY.....	Cortec.....		09/16/2019.....	.....3		.....20,266		.....1,833,633	.....0.200
	CRV XVIII, L.P.....	Cambridge.....	MA.....	Charles River.....		06/24/2020.....	.....1				.....750,000	.....0.100
	CVC Capital Partners VIII L.P.....	London.....	GBR.....	CVC.....		04/27/2020.....	.....3				.....2,814,360	.....0.100
	Defy Partners II, L.P.....	Palo Alto.....	CA.....	Defy.....		03/28/2019.....	.....1		.....68,000		.....654,500	.....0.320
	Dover Street X L.P.....	Boston.....	MA.....	HarbourVest Partners, LLC.....		04/30/2020.....	.....3				.....2,970,000	.....0.060
	Dyal Capital Partners IV, L.P.....	New York.....	NY.....	Neuberger Berman.....		04/06/2018.....	.....3		.....1,600,000		.....16,856,771	.....0.790
	ECI 11 FP LP.....	London.....	GBR.....	ECI Partners LLP.....		07/02/2018.....	.....3		.....549,636		.....3,785,318	.....0.660
	EnCap Energy Capital Fund X, L.P.....	Houston.....	TX.....	EnCap.....		02/05/2015.....	.....3		.....71,586		.....1,868,731	.....0.190
	EnCap Energy Capital IX.....	Houston.....	TX.....	EnCap.....		01/04/2013.....	.....3		.....6,189		.....50,074	.....0.100
	Equistone Partners Europe Fund V L.P.....	London.....	GBR.....	Equistone.....		01/22/2015.....	.....3		.....40,522		.....286,862	.....0.160
	FirstMark Capital OF III, L.P.....	New York.....	NY.....	FirstMark Capital.....		12/13/2019.....	.....1		.....135,000		.....805,000	.....0.420
	FirstMark Capital V, L.P.....	New York.....	NY.....	FirstMark Capital.....		12/13/2019.....	.....1	.....35,000	.....25,000		.....940,000	.....0.310
	Fortress Credit Opportunities Fund V (A) LP.....	New York.....	NY.....	Fortress.....		12/11/2018.....	.....3		.....204,304		.....1,104,548	.....0.100
	Foundation Capital IX, L.P.....	San Francisco.....	CA.....	Foundation Capital.....		08/10/2018.....	.....1		.....145,504		.....1,593,606	.....0.860
	Foundation Capital Leadership Fund II, L.P.....	San Francisco.....	CA.....	Foundation Capital.....		02/20/2020.....	.....1		.....(195,323)		.....352,422	.....0.940
	Francisco Partners Agilty II, L.P.....	San Francisco.....	CA.....	Francisco Partners Management.....		04/03/2020.....	.....3	.....42,000			.....658,000	.....0.060
	Francisco Partners V, L.P.....	San Francisco.....	CA.....	Francisco Partners Management.....		09/29/2017.....	.....3		.....760,000		.....1,160,000	.....0.160
	Francisco Partners VI, L.P.....	San Francisco.....	CA.....	Francisco Partners Management.....		04/03/2020.....	.....3				.....1,150,000	.....0.100
	Genstar Capital Partners IX, L.P.....	San Francisco.....	CA.....	Genstar.....		02/19/2019.....	.....3		.....169,104		.....797,127	.....0.100
	Gibson Holdings I LP.....	Toronto.....	CAN.....	Whitehorse.....		10/17/2019.....	.....3		.....4,143		.....70,885	.....0.210
	Global Infrastructure Partners IV, L.P.....	New York.....	NY.....	Global Infrastructure.....		07/01/2019.....	.....3		.....7,670		.....1,748,641	.....0.100
	Graham Partners V, LP.....	Philadelphia.....	PA.....	Graham.....		07/02/2020.....	.....3	.....36,975			.....1,013,025	.....0.090
	Gryphon Partners V, L.P.....	San Francisco.....	CA.....	Gryphon.....		12/20/2017.....	.....3		.....194,086		.....457,647	.....0.330
	Harvest Partners VIII, L.P.....	New York.....	NY.....	Harvest.....		11/30/2018.....	.....3		.....11,018		.....1,342,005	.....0.060
	Hg Saturn 2 A L.P.....	London.....	GBR.....	Hg.....		02/07/2020.....	.....3	.....3,010	.....230,000		.....916,990	.....0.100
	Hg Secular Co-Invest L.P.....	Boston.....	MA.....	Hg.....		09/04/2020.....	.....3	.....376,348				.....0.100
	Hg Vardos Co-Invest L.P.....	Oslo.....	NOR.....	Hg.....		09/04/2020.....	.....3	.....375,355				.....0.100
	Hudson Holdings I LP.....	Toronto.....	CAN.....	Whitehorse.....		07/29/2019.....	.....3		.....5,856		.....84,479	.....0.230
	Index Ventures Growth IV.....	London.....	GBR.....	Index Ventures.....		07/02/2018.....	.....1		.....295,861		.....600,421	.....0.350
	Index Ventures IX.....	London.....	GBR.....	Index Ventures.....		07/02/2018.....	.....1		.....107,339		.....297,265	.....0.180
	Index Ventures X (Jersey), L.P.....	London.....	GBR.....	Index Ventures.....		03/02/2020.....	.....1		.....20,938		.....361,527	.....0.100
	Inflexion Supplemental Fund V.....	London.....	GBR.....	Inflexion.....		04/04/2019.....	.....3		.....48,614		.....696,347	.....0.120
	Investindustrial VII L.P.....	London.....	GBR.....	Investindustria.....		03/25/2019.....	.....3		.....16,363		.....1,846,866	.....0.050
	Jade Equity Investors, L.P.....	Los Angeles.....	CA.....	Leonard Green.....		10/14/2019.....	.....3		.....19,465		.....2,280,592	.....0.190
	K4 Private Investors, L.P.....	Los Angeles.....	CA.....	K1 Capital.....		06/15/2018.....	.....3		.....553,233		.....1,536,329	.....0.290
	K5 Private Investors, L.P.....	Los Angeles.....	CA.....	K1 Capital.....		06/26/2020.....	.....3				.....1,600,000	.....0.100
	KKR Dislocation Opportunities (Domestic) Fund L.P.....	New York.....	NY.....	KKR.....		04/09/2020.....	.....3		.....768,709		.....8,750,000	.....0.540
	Kleiner Perkins Caufield & Byers XVIII, LLC.....	New York.....	NY.....	Kleiner Perkins Caufield & Byers.....		01/28/2019.....	.....1		.....22,500		.....177,500	.....0.080
	Landmark Equity Partners XVI, L.P.....	Simsbury.....	CT.....	Landmark.....		09/22/2017.....	.....3		.....125,810		.....3,367,703	.....0.110

QE03.1

**SCHEDULE BA - PART 2**

Showing Other Long-Term Invested Assets ACQUIRED AND ADDITIONS MADE During the Current Quarter

1 CUSIP Identification	2 Name or Description	3 Location		5 Name of Vendor or General Partner	6 NAIC Designation and Administrative Symbol/Market Indicator	7 Date Originally Acquired	8 Type and Strategy	9 Actual Cost at Time of Acquisition	10 Additional Investment Made after Acquisition	11 Amount of Encumbrances	12 Commitment for Additional Investment	13 Percentage of Ownership
		3 City	4 State									
	Lightspeed China Partners IV, L.P.....	Shanghai.....	CHN.....	Lightspeed.....		12/10/2018.....	.....1		.....17,500		.....304,500	.....0.090
	Lightspeed Venture Partners Select III, L.P.....	Menlo Park.....	CA.....	Lightspeed.....		03/28/2018.....	.....1		.....32,000		.....256,000	.....0.110
	Lightspeed Venture Partners Select IV, L.P.....	Menlo Park.....	CA.....	Lightspeed.....		02/28/2020.....	.....1		.....12,000		.....528,000	.....0.100
	Lightspeed Venture Partners XII, L.P.....	Menlo Park.....	CA.....	Lightspeed.....		03/28/2018.....	.....1		.....18,000		.....216,000	.....0.120
	Lightspeed Venture Partners XIII, L.P.....	Menlo Park.....	CA.....	Lightspeed.....		02/28/2020.....	.....1		.....24,000		.....258,000	.....0.100
	MED Platform I SLP.....	Lyon.....	FRA.....	Archimed.....		07/20/2020.....	.....3	.....271,591	.....171,404		.....967,415	.....0.150
	Medicxi III LP.....	London.....	GBR.....	Medicxi.....		04/09/2019.....	.....1		.....43,449		.....1,318,882	.....0.310
	Medicxi Secondary I LP.....	London.....	GBR.....	Medicxi.....		05/29/2020.....	.....1	.....354,144			.....59,503	.....0.180
	Menlo Ventures XV, L.P.....	Menlo Park.....	CA.....	Menlo Ventures.....		07/22/2020.....	.....1				.....450,000	.....0.090
	Meritech Capital Partners IV, L.P.....	Palo Alto.....	CA.....	Meritech.....		09/29/2010.....	.....1		.....1,500		.....1,500	.....0.100
	Meritech Capital Partners VI L.P.....	Palo Alto.....	CA.....	Meritech.....		05/07/2018.....	.....1		.....318,500		.....591,500	.....0.400
	Meritech Capital Partners VII L.P.....	Palo Alto.....	CA.....	Meritech.....		05/07/2020.....	.....1				.....595,000	.....0.090
	Nautic Partners IX, L.P.....	Providence.....	RI.....	Nautic.....		02/28/2019.....	.....3		.....120,961		.....1,111,796	.....0.140
	New Enterprise Associates 17, L.P.....	Menlo Park.....	CA.....	New Enterprise Associates.....		05/20/2019.....	.....1		.....87,500		.....722,500	.....0.100
	Olympus Growth Fund VII, L.P.....	Stamford.....	CT.....	Olympus.....		11/20/2017.....	.....3		.....59,735		.....4,325,270	.....0.320
	One Equity Partners VII, L.P.....	New York.....	NY.....	One Equity Partners.....		08/07/2018.....	.....3		.....770,349		.....1,840,461	.....0.400
	PAG Asia III, L.P.....	Hong Kong.....	CHN.....	PAG Asia.....		09/06/2018.....	.....3		.....138,514		.....1,008,227	.....0.100
	PAI Europe VII-1 S.L.P.....	Paris.....	FRA.....	PAI.....		11/02/2017.....	.....3		.....294,677		.....1,373,150	.....0.080
	PAI Europe VII-1 SCSp.....	Paris.....	FRA.....	PAI.....		11/02/2017.....	.....3		.....28,522		.....1,979,808	.....0.080
	Patria - Private Equity Fund VI, L.P.....	Sao Paulo.....	BRA.....	Patria.....		12/18/2017.....	.....3		.....122,298		.....3,305,559	.....0.160
	Polish Enterprise Fund VIII, L.P.....	Warsaw.....	POL.....	Enterprise Investors.....		09/08/2017.....	.....3		.....47,590		.....2,497,771	.....0.640
	Primavera Capital Fund III L.P.....	Hong Kong.....	CHN.....	Primavera.....		02/14/2018.....	.....3		.....263,694		.....966,977	.....0.120
	Public Pension Capital, LLC.....	New York.....	NY.....	Public Pension Capital Management.....		07/10/2014.....	.....3		.....3,450		.....996,550	.....0.100
	Scale Venture Partners VI, L.P.....	Foster City.....	CA.....	Scale Ventures.....		06/27/2018.....	.....1		.....288,832		.....1,077,962	.....0.710
	Secondary Overflow Fund IV L.P.....	Boston.....	MA.....	HarbourVest Partners, LLC.....		04/30/2020.....	.....3	.....38,974			.....1,411,026	.....0.120
	Seventh Cinven Fund (No.1) L.P.....	London.....	GBR.....	Cinven.....		02/27/2019.....	.....3		.....40,152		.....1,825,871	.....0.100
	Silver Lake Partners VI, L.P.....	New York.....	NY.....	Silver Lake.....		06/02/2020.....	.....3				.....1,550,000	.....0.100
	Spark Capital Growth Fund III, L.P.....	Boston.....	MA.....	Spark.....		02/12/2019.....	.....1		.....180,000		.....1,730,000	.....0.220
	Spark Capital VI, L.P.....	Boston.....	MA.....	Spark.....		02/12/2019.....	.....1		.....25,000		.....910,000	.....0.220
	Tailwater Energy Fund III LP.....	Dallas.....	TX.....	Tailwater.....		07/20/2018.....	.....1		.....87,978		.....2,251,391	.....0.570
	Tailwater Energy Fund IV LP.....	Dallas.....	TX.....	Tailwater.....		06/24/2019.....	.....1		.....7,437		.....2,055,504	.....0.130
	The Baring Asia Private Equity Fund VII, L.P.....	Hong Kong.....	CHN.....	Baring Asia.....		07/10/2018.....	.....3		.....1,409,122		.....3,757,808	.....0.150
	The Veritas Capital Fund VII, L.P.....	New York.....	NY.....	Veritas.....		08/09/2019.....	.....3		.....474,581		.....2,005,887	.....0.100
	Trident VIII, L.P.....	Greenwich.....	CT.....	Stone Point Capital.....		05/03/2019.....	.....3		.....154,735		.....1,255,020	.....0.100
	Trilantic Energy Partners II (North America) L.P.....	Austin.....	TX.....	Trilantic.....		12/14/2018.....	.....1		.....2,004		.....1,746,037	.....0.910
	VIP IV LP.....	London.....	GBR.....	Vitruvian.....		05/13/2020.....	.....3				.....1,348,548	.....0.100
	WCAS XIII, L.P.....	New York.....	NY.....	Welsh Carson.....		07/25/2018.....	.....3		.....407,980		.....3,341,859	.....0.050
	Welsh, Carson, Anderson & Stowe XII, L.P.....	New York.....	NY.....	Welsh Carson.....		09/16/2014.....	.....3		.....138,895		.....519,026	.....0.180
	Westlake BioPartners Fund II, L.P.....	Westlake Village.....	CA.....	Westlake.....		05/07/2020.....	.....1				.....350,000	.....0.080
	Westlake BioPartners I, L.P.....	Westlake Village.....	CA.....	Westlake.....		08/30/2018.....	.....1		.....330,750		.....1,031,625	.....0.940

QE03.2

**SCHEDULE BA - PART 2**

Showing Other Long-Term Invested Assets ACQUIRED AND ADDITIONS MADE During the Current Quarter

1 CUSIP Identification	2 Name or Description	Location		5 Name of Vendor or General Partner	6 NAIC Designation and Administrative Symbol/Market Indicator	7 Date Originally Acquired	8 Type and Strategy	9 Actual Cost at Time of Acquisition	10 Additional Investment Made after Acquisition	11 Amount of Encumbrances	12 Commitment for Additional Investment	13 Percentage of Ownership
		3 City	4 State									
	Westlake BioPartners Opportunity Fund I, L.P.....	Westlake Village.....	CA...	Westlake.....		05/07/2020.....	.....1	.....37,500			.....212,500	.....0.200
	Whitehorse Liquidity Partners Fund III LP.....	Toronto.....	CAN.	Whitehorse.....		05/31/2019.....	.....3	.....191,992			.....1,578,378	.....0.200
	Whitehorse Liquidity Partners Fund IV LP.....	Toronto.....	CAN.	Whitehorse.....		04/21/2020.....	.....3				.....1,250,000	.....0.100
	Wind Point Partners IX, L.P.....	Chicago.....	IL.....	Wind Point.....		01/17/2020.....	.....3	.....8,386			.....816,917	.....0.100
	Wing Three, L.P.....	Menlo Park.....	CA...	Wing Ventures.....		05/29/2020.....	.....1				.....427,500	.....0.110
1999999. Total - Joint Venture or Partnership Interests That Have Underlying Characteristics of Common Stocks - Unaffiliated.....								.....1,654,897	.....16,234,984	.....0	.....168,282,384	.....XXX.....
<b>Joint Venture or Partnership Interests That Have Underlying Characteristics of Real Estate - Affiliated</b>												
	p001437 MetLife Core Property Fund, LP - MPC.....	Whippany.....	NJ...	MetLife Core Property Fund GP LLC.....		04/02/2018.....			.....534,381			.....1.400
2299999. Total - Joint Venture or Partnership Interests That Have Underlying Characteristics of Real Estate - Affiliated.....								.....0	.....534,381	.....0	.....0	.....XXX.....
4899999. Subtotal - Unaffiliated.....								.....1,654,897	.....16,234,984	.....0	.....168,282,384	.....XXX.....
4999999. Subtotal - Affiliated.....								.....0	.....534,381	.....0	.....0	.....XXX.....
5099999. Totals.....								.....1,654,897	.....16,769,365	.....0	.....168,282,384	.....XXX.....

QE03.3

**SCHEDULE BA - PART 3**

Showing Other Long-Term Invested Assets DISPOSED, Transferred or Repaid During the Current Quarter

1 CUSIP Identification	2 Name or Description	Location		5 Name of Purchaser or Nature of Disposal	6 Date Originally Acquired	7 Disposal Date	8 Book/Adjusted Carrying Value Less Encumbrances, Prior Year	Changes in Book/Adjusted Carrying Value						15 Book/Adjusted Carrying Value Less Encumbrances on Disposal	16 Consideration	17 Foreign Exchange Gain (Loss) on Disposal	18 Realized Gain (Loss) on Disposal	19 Total Gain (Loss) on Disposal	20 Investment Income
		3 City	4 State					9 Unrealized Valuation Increase (Decrease)	10 Current Year's (Depreciation) or (Amortization) / Accretion	11 Current Year's Other-Than-Temporary Impairment Recognized	12 Capitalized Deferred Interest and Other	13 Total Change in B./A.C.V. (9+10-11+12)	14 Total Foreign Exchange Change in B./A.C.V.						
	Affinity Asia Pacific Fund V L.P.....	Hong Kong.....	CHN	Normal distributions and/or adjustments...	01/15/2018	09/30/2020	.....4,492					.....0	.....4,492	.....4,492			.....0		
	American Industrial Partners Capital Fund VII, L.P.....	New York.....	NY..	Normal distributions and/or adjustments...	03/26/2019	09/30/2020	.....9,772					.....0	.....9,772	.....9,772			.....0		
	American Securities Partners VII, L.P.....	New York.....	NY..	Normal distributions and/or adjustments...	12/10/2014	09/30/2020	.....7,436					.....0	.....7,436	.....7,436			.....0		
	Ares Special Opportunities Fund, LP.....	New York.....	NY..	Normal distributions and/or adjustments...	05/04/2020	09/30/2020	.....3,903					.....0	.....3,903	.....3,903			.....0		
	Arsenal Capital Partners Fund IV LP.....	New York.....	NY..	Normal distributions and/or adjustments...	09/03/2015	09/30/2020	.....71,936					.....0	.....71,936	.....71,936			.....0		
	BE VI LP.....	London.....	GBR	Normal distributions and/or adjustments...	01/26/2018	09/30/2020	.....153,535					.....0	.....153,535	.....153,535			.....0		
	Bessemer Venture Partners X Institutional LP.....	Larchmont.....	NY..	Normal distributions and/or adjustments...	10/15/2018	09/30/2020	.....453					.....0	.....453	.....453			.....0		
	Bridgepoint Europe V 'B1' LP.....	London.....	GBR	Normal distributions and/or adjustments...	09/03/2014	09/30/2020	.....71,970					.....0	.....71,970	.....71,970			.....0		
	Carlyle Partners VI, L.P.....	Washington.....	DC..	Normal distributions and/or adjustments...	02/19/2013	09/30/2020	.....1,264					.....0	.....1,264	.....1,264			.....0		
	Carlyle Partners VII, L.P.....	Washington.....	DC..	Normal distributions and/or adjustments...	10/26/2017	09/30/2020	.....60,379					.....0	.....60,379	.....60,379			.....0		
	Clearlake Capital Partners VI, L.P.....	Los Angeles.....	CA..	Normal distributions and/or adjustments...	01/16/2020	09/30/2020	.....2,157					.....0	.....2,157	.....2,157			.....0		
	Cortec Group Fund VII, L.P.....	New York.....	NY..	Normal distributions and/or adjustments...	09/16/2019	09/30/2020	.....59,872					.....0	.....59,872	.....59,872			.....0		
	Dyal Capital Partners IV, L.P.....	New York.....	NY..	Normal distributions and/or adjustments...	04/06/2018	09/30/2020	.....147,807					.....0	.....147,807	.....147,807			.....0		
	EnCap Energy Capital Fund X, L.P.....	Houston.....	TX..	Normal distributions and/or adjustments...	02/05/2015	09/30/2020	.....85,957					.....0	.....85,957	.....85,957			.....0		
	Fortress Credit Opportunities Fund V (A) LP.....	New York.....	NY..	Normal distributions and/or adjustments...	12/11/2018	09/30/2020	.....467,024					.....0	.....467,024	.....467,024			.....0		
	Gibson Holdings I LP.....	Toronto.....	CAN	Normal distributions and/or adjustments...	10/17/2019	09/30/2020	.....810					.....0	.....810	.....810			.....0		

**SCHEDULE BA - PART 3**

Showing Other Long-Term Invested Assets DISPOSED, Transferred or Repaid During the Current Quarter

1	2	Location		5	6	7	8	Changes in Book/Adjusted Carrying Value						15	16	17	18	19	20		
		3	4					9	10	11	12	13	14								
CUSIP Identification	Name or Description	City	State	Name of Purchaser or Nature of Disposal	Date Originally Acquired	Disposal Date	Book/Adjusted Carrying Value Less Encumbrances, Prior Year	Unrealized Valuation Increase (Decrease)	Current Year's (Depreciation) or (Amortization) / Accretion	Current Year's Other-Than-Temporary Impairment Recognized	Capitalized Deferred Interest and Other	Total Change in B./A.C.V. (9+10-11+12)	Total Foreign Exchange Change in B./A.C.V.	Book/Adjusted Carrying Value Less Encumbrances on Disposal	Consideration	Foreign Exchange Gain (Loss) on Disposal	Realized Gain (Loss) on Disposal	Total Gain (Loss) on Disposal	Investment Income		
	Hudson Holdings Cayman I LP.....	Toronto.....	CAN	Normal distributions and/or adjustments...	07/29/2019	09/30/2020	.....3,013	.....	.....	.....	.....	.....0	.....	.....3,013	.....3,013	.....	.....	.....0	.....		
	Hudson Holdings I LP.....	Toronto.....	CAN	Normal distributions and/or adjustments...	07/29/2019	09/30/2020	.....(14,008)	.....	.....	.....	.....	.....0	.....	.....(14,008)	.....(14,008)	.....	.....	.....0	.....		
	KKR Dislocation Opportunities (Domestic) Fund L.P....	New York.....	NY..	Normal distributions and/or adjustments...	04/09/2020	09/30/2020	.....100,484	.....	.....	.....	.....	.....0	.....	.....100,484	.....100,484	.....	.....	.....0	.....		
	Meritech Capital Partners IV, L.P.....	Palo Alto.....	CA..	Normal distributions and/or adjustments...	09/29/2010	09/30/2020	.....10,532	.....	.....	.....	.....	.....0	.....	.....10,532	.....10,532	.....	.....	.....0	.....		
	Secondary Overflow Fund IV L.P.....	Boston.....	MA..	Normal distributions and/or adjustments...	04/30/2020	09/30/2020	.....8,994	.....	.....	.....	.....	.....0	.....	.....8,994	.....8,994	.....	.....	.....0	.....		
	Senator Global Opportunity Fund LP.....	New York.....	NY..	Normal distributions and/or adjustments...	03/02/2015	09/30/2020	.....5,353,894	.....	.....	.....	.....	.....0	.....	.....5,353,894	.....5,353,894	.....	.....	.....0	.....		
	Seventh Cinven Fund (No.1) L.P.....	London.....	GBR	Normal distributions and/or adjustments...	02/27/2019	09/30/2020	.....40,152	.....	.....	.....	.....	.....0	.....	.....40,152	.....40,152	.....	.....	.....0	.....		
	Trident VIII, L.P.....	Greenwich.....	CT..	Normal distributions and/or adjustments...	05/03/2019	09/30/2020	.....21,223	.....	.....	.....	.....	.....0	.....	.....21,223	.....21,223	.....	.....	.....0	.....		
	Welsh, Carson, Anderson & Stowe XII, L.P.....	New York.....	NY..	Normal distributions and/or adjustments...	09/16/2014	09/30/2020	.....392,649	.....	.....	.....	.....	.....0	.....	.....392,649	.....392,649	.....	.....	.....0	.....		
	Whitehorse Liquidity Partners Fund III LP.....	Toronto.....	CAN	Normal distributions and/or adjustments...	05/31/2019	09/30/2020	.....350,958	.....	.....	.....	.....	.....0	.....	.....350,958	.....350,958	.....	.....	.....0	.....		
1999999. Total - Joint Venture or Partnership Interests That Have Underlying Characteristics of Common Stocks - Unaffiliated.....							.....7,416,658	.....0	.....0	.....0	.....0	.....0	.....0	.....7,416,658	.....7,416,658	.....0	.....0	.....0	.....0		
<b>Joint Venture or Partnership Interests That Have Underlying Characteristics of Real Estate - Affiliated</b>																					
	p001806 MMP Owners LLC.....	Whippany.....	NJ..	Normal distributions and/or adjustments...	10/29/2018	09/30/2020	.....13,229	.....	.....	.....	.....	.....0	.....	.....13,229	.....13,229	.....	.....	.....0	.....		
2299999. Total - Joint Venture or Partnership Interests That Have Underlying Characteristics of Real Estate - Affiliated.....							.....13,229	.....0	.....0	.....0	.....0	.....0	.....0	.....13,229	.....13,229	.....0	.....0	.....0	.....0	.....0	
4899999. Subtotal - Unaffiliated.....							.....7,416,658	.....0	.....0	.....0	.....0	.....0	.....0	.....7,416,658	.....7,416,658	.....0	.....0	.....0	.....0	.....0	
4999999. Subtotal - Affiliated.....							.....13,229	.....0	.....0	.....0	.....0	.....0	.....0	.....13,229	.....13,229	.....0	.....0	.....0	.....0	.....0	.....0
5099999. Totals.....							.....7,429,887	.....0	.....0	.....0	.....0	.....0	.....0	.....7,429,887	.....7,429,887	.....0	.....0	.....0	.....0	.....0	.....0

QE03.4

Statement for September 30, 2020 of the **Metropolitan Property and Casualty Insurance Company**  
**SCHEDULE D - PART 3**

Showing all Long-Term Bonds and Stocks ACQUIRED During Current Quarter

1	2	3	4	5	6	7	8	9	10
CUSIP Identification	Description	Foreign	Date Acquired	Name of Vendor	Number of Shares of Stock	Actual Cost	Par Value	Paid for Accrued Interest and Dividends	NAIC Designation and Administrative Symbol
<b>Bonds - U.S. Government</b>									
912828	YP 9 UNITED STATES TREASURY 1.500% 10/31/21		08/28/2020	JP MORGAN SECURITIES LTD LDN		20,315,665	20,000,000	100,272	1
91282C	AG 6 UNITED STATES TREASURY 0.125% 08/31/22		09/28/2020	RBS SECURITIES INC		49,996,194	50,000,000	5,007	1
0599999	Total - Bonds - U.S. Government					70,311,859	70,000,000	105,279	.XXX
<b>Bonds - U.S. Special Revenue and Special Assessment</b>									
000000	00 0 FEDERAL HOME LOAN MORTGAGE COR 2.500%		08/25/2020	CITIGROUP GLOBAL MARKETS INC/		21,163,281	20,000,000	37,500	1
000000	00 0 TENNESSEE HSG DEV AGY 3.500% 07/01/50		07/01/2020	RBC DOMINION SECURITIES INC		3,323,219	3,125,000		1FE
3133KJ	JC 7 FEDERAL HOME LOAN MORTGAGE COR 2.500%		06/23/2020	JP MORGAN SECURITIES LTD LDN		(59,369)	(57,085)	(52)	1
3133KJ	XL 1 FEDERAL HOME LOAN MORTGAGE COR 3.000%		08/18/2020	AMHERST PIERPONT SECURITIES LL		52,949,432	49,915,506	54,075	1
3134GW	E2 8 FEDERAL HOME LOAN MORTGAGE COR 0.750%		08/26/2020	NOMURA SECURITIES INTERNATIONA		10,000,000	10,000,000		1
3137FK	PJ 9 FREDDIE MAC FHLMC_4855 4.000% 08/01/48		09/01/2020	Interest Capitalization		56,640	56,640		1
3140KH	GY 1 FEDERAL NATIONAL MORTGAGE ASSO 2.500%		06/23/2020	MIZUHO SECURITIES USA INC		(70,518)	(67,755)	(61)	1
3140QE	AF 9 FEDERAL NATIONAL MORTGAGE ASSO 2.500%		06/23/2020	GOLDMAN SACHS & COMPANY		(85,195)	(81,918)	(74)	1
31418D	TQ 5 FEDERAL NATIONAL MORTGAGE ASSO 2.000%		09/28/2020	GOLDMAN SACHS & COMPANY		25,861,328	25,000,000	38,889	1
442349	ET 9 HOUSTON TEX ARPT SYS REV 2.385% 07/01/		09/18/2020	MORGAN STANLEY & CO		1,677,315	1,670,000		1FE
442349	EU 6 HOUSTON TEX ARPT SYS REV 2.485% 07/01/		09/21/2020	MORGAN STANLEY & CO		7,517,375	7,500,000		1FE
574296	CG 2 MARYLAND STADIUM AUTHORITY 2.107% 05/0		07/10/2020	BANK OF AMERICA N.A.		1,890,000	1,890,000		1FE
574296	CJ 6 MARYLAND STADIUM AUTHORITY 2.257% 05/0		07/10/2020	BANK OF AMERICA N.A.		1,455,000	1,455,000		1FE
574296	CK 3 MARYLAND STADIUM AUTHORITY 2.307% 05/0		07/10/2020	BANK OF AMERICA N.A.		825,000	825,000		1FE
574296	CL 1 MARYLAND STADIUM AUTHORITY 2.327% 05/0		07/10/2020	BANK OF AMERICA N.A.		500,000	500,000		1FE
574296	CM 9 MARYLAND STADIUM AUTHORITY 2.357% 05/0		07/10/2020	BANK OF AMERICA N.A.		1,500,000	1,500,000		1FE
574296	CN 7 MARYLAND STADIUM AUTHORITY 2.805% 05/0		07/10/2020	BANK OF AMERICA N.A.		3,000,000	3,000,000		1FE
92812V	F5 0 VIRGINIA ST HSG DEV AUTH 2.982% 07/01/		07/09/2020	WELLS FARGO & CO		3,000,000	3,000,000		1FE
92812V	F6 8 VIRGINIA ST HSG DEV AUTH 3.132% 07/01/		07/09/2020	WELLS FARGO & CO		5,000,000	5,000,000		1FE
92812V	K5 4 VIRGINIA ST HSG DEV AUTH 2.806% 09/01/		09/25/2020	RJ		3,000,000	3,000,000		1FE
92812V	K6 2 VIRGINIA ST HSG DEV AUTH 2.956% 09/01/		09/25/2020	RJ		3,385,000	3,385,000		1FE
92812V	K7 0 VIRGINIA ST HSG DEV AUTH 3.106% 09/01/		09/25/2020	RJ		3,000,000	3,000,000		1FE
92812V	K8 8 VIRGINIA ST HSG DEV AUTH 3.306% 09/01/		09/25/2020	RJ		4,000,000	4,000,000		1FE
3199999	Total - Bonds - U.S. Special Revenue and Special Assessments					152,888,508	147,615,388	130,277	.XXX
<b>Bonds - Industrial and Miscellaneous</b>									
00833L	AA 4 AFFIRM ASSET SECURITIZATION TR 2.100%		09/25/2020	BARCLAYS CAPITAL INC		1,502,813	1,500,000	1,225	1FE
05604L	AA 0 BROADWAY MORTGAGE TRUST BWAY_1 2.917%		08/27/2020	MORGAN STANLEY & CO		3,556,055	3,500,000	8,508	1FM
24618#	AY 6 DELAWARE NORTH COMPANIES INC 6.590% 03		06/30/2020	Tax Free Exchange		999,367	1,000,000		2Z
24618#	BA 7 DELAWARE NORTH COMPANIES INC 5.970% 06		06/30/2020	Tax Free Exchange		1,501,513	1,500,000		2Z
37959P	AA 5 GLOBAL SC FINANCE SRL SEACO_20 2.170%	C	09/02/2020	RBC DOMINION SECURITIES INC		9,054,572	9,055,000		1FE
40439H	AA 7 HIN TIMESHARE TRUST HINTT_20-A 1.390%		09/04/2020	BANK OF AMERICA N.A.		2,999,544	3,000,000		1FE
40439H	AB 5 HIN TIMESHARE TRUST HINTT_20-A 2.230%		09/04/2020	BANK OF AMERICA N.A.		664,829	665,000		1FE
40439H	AC 3 HIN TIMESHARE TRUST HINTT_20-A 3.420%		09/04/2020	BANK OF AMERICA N.A.		449,941	450,000		2FE
62927#	AS 5 NFL VENTURES LP 3.020% 04/15/35		09/02/2020	BANK OF AMERICA N.A.		5,300,000	5,300,000		1FE
69144A	AA 7 OXFORD FINANCE FUNDING TRUST O 3.101%		09/25/2020	BANK OF AMERICA N.A.		1,932,682	1,905,000	2,297	1FE
74275#	AA 7 PRISA II 3.470% 11/17/28		09/28/2020	JP MORGAN SECURITIES LTD LDN		2,600,000	2,600,000		2Z
85022W	AP 9 SPRINGCASTLE SPV SCFT_20-AA 1.970% 09/		09/16/2020	CREDIT SUISSE SECURITIES USA L		4,999,752	5,000,000		1Z
87407R	AA 4 TAL ADVANTAGE VII LLC TAL_20-1 2.050%		09/09/2020	WELLS FARGO & CO		6,247,506	6,250,000		1FE
88315L	AG 3 TEXTAINER MARINE CONTAINERS LT 2.100%		09/08/2020	WELLS FARGO & CO		4,998,512	5,000,000		1FE
88607A	AA 7 THUNDERBOLT AIRCRAFT LEASE LTD 3.671%		07/08/2020	WELLS FARGO & CO		874,301	976,191	2,489	1FE
G6363#	AT 4 NAC AVIATION 29 DAC 7.830% 03/14/25	D	09/14/2020	Various		12,822,017	12,687,692		4Z
G6363#	AV 9 NAC AVIATION 29 DAC 6.040% 02/27/24	D	08/27/2020	Various		2,158,275	2,089,073		4Z

QE04

Statement for September 30, 2020 of the **Metropolitan Property and Casualty Insurance Company**  
**SCHEDULE D - PART 3**

Showing all Long-Term Bonds and Stocks ACQUIRED During Current Quarter

1	2		3	4	5	6	7	8	9	10
CUSIP Identification	Description		Foreign	Date Acquired	Name of Vendor	Number of Shares of Stock	Actual Cost	Par Value	Paid for Accrued Interest and Dividends	NAIC Designation and Administrative Symbol
G6363# AW 7	NAC AVIATION 29 DAC 6.170% 02/27/26		D	08/27/2020	Various		3,200,781	3,136,976		4Z
G7612# AA 2	ROCK RAIL SOUTH WESTERN PLC 3.938% 06/		B	09/30/2020	DIRECT		915,890	915,890		2PL
3899999	Total - Bonds - Industrial and Miscellaneous						66,778,350	66,530,822	14,519	XXX
<b>Bonds - Unaffiliated Bank Loans</b>										
000000 00 0	GATEWAY CASINOS AND ENTERTAINM		A	08/31/2020	Tax Free Exchange		982,456	982,456		4FE
31935H AB 3	TRICO GROUP LLC 02/02/24			08/13/2020	Tax Free Exchange		1,839,844	1,839,844		4FE
52729K AP 1	LEVEL 3 FINANCING INC LEVEL 3 FINANCING			07/24/2020	DIRECT		170,992	177,654		2FE
69338C AH 4	PACIFIC GAS&ELECTRIC CO 06/23/2			08/04/2020	DIRECT		1,798,217	1,820,979		3FE
85236H AB 5	STADCO LA LLC 06/29/23			09/30/2020	Various		1,622,548	1,622,548		2
87823Q AR 5	TECH DATA CORP 06/30/25			08/13/2020	DIRECT		50,000	50,000		2FE
8299999	Total - Bonds - Unaffiliated Bank Loans						6,464,057	6,493,481	0	XXX
8399997	Total - Bonds - Part 3						296,442,774	290,639,691	250,075	XXX
8399999	Total - Bonds						296,442,774	290,639,691	250,075	XXX
<b>Common Stocks - Industrial and Miscellaneous (Unaffiliated) Publicly Traded</b>										
03272L 10 8	ANAPLAN INC			09/29/2020	PARTNERSHIP DISTRIBUTION	146.000	8,829	XXX		
294600 10 1	EQUITRANS MIDSTREAM CORP			06/17/2020	Tax Free Exchange	1.000		XXX		
682680 10 3	ONEOK INC			08/26/2020	ISSUING COMPANY	875.000	25,611	XXX		
9099999	Total - Common Stocks - Industrial and Miscellaneous (Unaffiliated) Publicly Traded						34,440	XXX	0	XXX
9799997	Total - Common Stocks - Part 3						34,440	XXX	0	XXX
9799999	Total - Common Stocks						34,440	XXX	0	XXX
9899999	Total - Preferred and Common Stocks						34,440	XXX	0	XXX
9999999	Total - Bonds, Preferred and Common Stocks						296,477,214	XXX	250,075	XXX

QE04.1



**SCHEDULE D - PART 4**

Showing all Long-Term Bonds and Stocks SOLD, REDEEMED or Otherwise DISPOSED OF During Current Quarter

1	2	3	4	5	6	7	8	9	10	Change in Book/Adjusted Carrying Value					16	17	18	19	20	21	22
										11	12	13	14	15							
CUSIP Identification	Description	F o r e i g n	Disposal Date	Name of Purchaser	Number of Shares of Stock	Consideration	Par Value	Actual Cost	Prior Year Book/Adjusted Carrying Value	Unrealized Valuation Increase (Decrease)	Current Year's (Amortization) / Accretion	Current Year's Other-Than-Temporary Impairment Recognized	Total Change in B./A.C.V. (11+12-13)	Total Foreign Exchange Change in B./A.C.V.	Book/Adjusted Carrying Value at Disposal Date	Foreign Exchange Gain (Loss) on Disposal	Realized Gain (Loss) on Disposal	Total Gain (Loss) on Disposal	Bond Interest / Stock Dividends Received During Year	Stated Contractual Maturity Date	NAIC Designation and Administrative Symbol
<b>Bonds - U.S. Government</b>																					
36225B QJ 0	GINNIE MAE I GNMA I 7.000% 781357 7.00		09/01/2020	Various.....		4,081	4,081	4,009	4,042		39		39		4,081			0	189	10/15/2025	1.....
36225B QL 5	GINNIE MAE I GNMA I 6.500% 781359 6.50		09/01/2020	Various.....		2,381	2,381	2,328	2,354		27		27		2,381			0	102	12/15/2025	1.....
36225B QN 1	GINNIE MAE I GNMA I 7.500% 781361 7.50		09/01/2020	Various.....		4,010	4,010	3,902	3,954		56		56		4,010			0	199	12/15/2025	1.....
36225B QR 2	GINNIE MAE I GNMA I 8.000% 781364 8.00		09/01/2020	Various.....		63	63	64	63		(1)		(1)		63			0	3	12/15/2030	1.....
912828 VZ 0	UNITED STATES TREASURY 2.000% 09/30/20		09/30/2020	Maturity.....		100,000	100,000	100,164	100,019		(19)		(19)		100,000			0	2,000	09/30/2020	1.....
0599999	Total - Bonds - U.S. Government.....					110,535	110,535	110,467	110,432	0	102	0	102	0	110,535	0	0	0	2,493	XXX	XXX
<b>Bonds - All Other Government</b>																					
195325 DQ 5	COLOMBIA REPUBLIC OF 5.200% 05/15/49	D	09/02/2020	JEFFERIES & COMPANY INC.....		379,500	300,000	319,650	319,463		(210)		(210)		319,253		60,247	60,247	12,523	05/15/2049	2FE.....
1099999	Total - Bonds - All Other Government.....					379,500	300,000	319,650	319,463	0	(210)	0	(210)	0	319,253	0	60,247	60,247	12,523	XXX	XXX
<b>Bonds - U.S. Special Revenue and Special Assessment</b>																					
03255L AA 7	ANAHEIM CALIF PUB FING AUTH Anaheim Publ		09/01/2020	Redemption 100.0000.....		500,000	500,000	583,050	519,701		(19,701)		(19,701)		500,000			0	30,000	09/01/2024	1FE.....
040649 LD 5	ARIZONA ST TRANSD BRD Arizona State Tran		07/01/2020	Call 100.0000.....		10,485,000	10,485,000	11,232,790	10,531,729		(46,729)		(46,729)		10,485,000			0	524,250	07/01/2025	1FE.....
30711X DA 9	FANNIE MAE - CAS_16-C04 4.398% 01/25/2		09/25/2020	Paydown.....		337,846	337,846	337,107			739		739		337,846			0	8,352	01/25/2029	1.....
31283H NA 9	FEDERAL HOME LOAN MORTGAGE COR FHLMC 7.5		09/01/2020	Various.....		78	78	78	78				0		78			0	4	12/01/2030	1.....
31283H NE 1	FEDERAL HOME LOAN MORTGAGE COR 8.000%		09/01/2020	Various.....		1	1	1	1				0		1			0		10/01/2030	1.....
3131XY 4B 2	FEDERAL HOME LOAN MORTGAGE COR 3.500%		09/01/2020	Various.....		924,246	924,246	937,926	937,534		(13,288)		(13,288)		924,246			0	21,789	01/01/2048	1.....
3131XY UM 9	FEDERAL HOME LOAN MORTGAGE COR 3.500%		09/01/2020	Various.....		1,110,942	1,110,942	1,138,968	1,138,301		(27,359)		(27,359)		1,110,942			0	26,204	12/01/2047	1.....
3131Y0 JJ 2	FEDERAL HOME LOAN MORTGAGE COR 4.000%		09/01/2020	Various.....		378,762	378,762	386,779	386,527		(7,765)		(7,765)		378,762			0	10,138	02/01/2048	1.....
3132A5 JS 5	FEDERAL HOME LOAN MORTGAGE COR 4.500%		09/01/2020	Various.....		1,308,608	1,308,608	1,350,678	1,348,081		(39,474)		(39,474)		1,308,608			0	38,569	06/01/2048	1.....
3133KJ 3W 0	FEDERAL HOME LOAN MORTGAGE COR 2.500%		09/01/2020	Paydown.....		24,704	24,704	26,141			(1,437)		(1,437)		24,704			0	51	09/01/2050	1.....
3133KJ JC 7	FEDERAL HOME LOAN MORTGAGE COR 2.500%		09/01/2020	Paydown.....		490,844	490,844	510,477			(19,634)		(19,634)		490,844			0	1,569	07/01/2050	1.....
3137G0 GW 3	STRUCTURED AGENCY CREDIT RISK 4.848% 0		09/25/2020	Paydown.....		173,122	173,122	172,256			866		866		173,122			0	4,674	04/25/2028	1.....
31402C 5L 2	FEDERAL NATIONAL MORTGAGE ASSO FNMA 6.50		09/01/2020	Various.....		839	839	805	815		24		24		839			0	35	12/01/2031	1.....
3140GQ 3F 1	FEDERAL NATIONAL MORTGAGE ASSO 4.000%		09/01/2020	Paydown.....		1,438,356	1,438,356	1,496,228	1,488,039		(49,682)		(49,682)		1,438,356			0	38,002	08/01/2047	1.....

QE05

**SCHEDULE D - PART 4**

Showing all Long-Term Bonds and Stocks SOLD, REDEEMED or Otherwise DISPOSED OF During Current Quarter

1	2	3	4	5	6	7	8	9	10	Change in Book/Adjusted Carrying Value					16	17	18	19	20	21	22
										11	12	13	14	15							
CUSIP Identification	Description	F o r e i g n	Disposal Date	Name of Purchaser	Number of Shares of Stock	Consideration	Par Value	Actual Cost	Prior Year Book/Adjusted Carrying Value	Unrealized Valuation Increase (Decrease)	Current Year's (Amortization) / Accretion	Current Year's Other-Than-Temporary Impairment Recognized	Total Change in B./A.C.V. (11+12-13)	Total Foreign Exchange Change in B./A.C.V.	Book/Adjusted Carrying Value at Disposal Date	Foreign Exchange Gain (Loss) on Disposal	Realized Gain (Loss) on Disposal	Total Gain (Loss) on Disposal	Bond Interest / Stock Dividends Received During Year	Stated Contractual Maturity Date	NAIC Designation and Administrative Symbol
3140GS PD 8	FEDERAL NATIONAL MORTGAGE ASSO 4.000%		09/01/2020	Paydown.....		948,838	948,838	976,636	972,211		(23,373)		(23,373)		948,838			0	25,190	09/01/2047	1.....
3140H3 7J 9	FEDERAL NATIONAL MORTGAGE ASSO 4.000%		09/01/2020	Paydown.....		1,556,678	1,556,678	1,593,649	1,587,896		(31,218)		(31,218)		1,556,678			0	40,819	04/01/2048	1.....
3140HK 4Z 8	FEDERAL NATIONAL MORTGAGE ASSO 4.000%		09/01/2020	Paydown.....		636,275	636,275	647,410	645,512		(9,237)		(9,237)		636,275			0	16,062	07/01/2048	1.....
3140J7 UR 4	FEDERAL NATIONAL MORTGAGE ASSO 4.000%		09/01/2020	Paydown.....		323,227	323,227	327,065	326,677		(3,450)		(3,450)		323,227			0	8,554	12/01/2047	1.....
3140J7 XW 0	FEDERAL NATIONAL MORTGAGE ASSO 4.000%		09/01/2020	Paydown.....		979,765	979,765	1,011,454	1,004,457		(24,692)		(24,692)		979,765			0	26,418	01/01/2048	1.....
3140J8 AL 7	FEDERAL NATIONAL MORTGAGE ASSO 3.500%		09/01/2020	Paydown.....		1,105,833	1,105,833	1,108,511	1,107,734		(1,901)		(1,901)		1,105,833			0	25,542	06/01/2046	1.....
3140K0 DZ 8	FEDERAL NATIONAL MORTGAGE ASSO 3.000%		09/01/2020	Paydown.....		499,825	499,825	510,134	510,113		(10,288)		(10,288)		499,825			0	9,726	11/01/2049	1.....
3140K0 SN 9	FEDERAL NATIONAL MORTGAGE ASSO 3.000%		09/01/2020	Paydown.....		877,633	877,633	900,122			(22,489)		(22,489)		877,633			0	11,791	12/01/2049	1.....
3140KC DJ 8	FEDERAL NATIONAL MORTGAGE ASSO 3.000%		09/01/2020	Paydown.....		22,068	22,068	22,737			(669)		(669)		22,068			0	275	04/01/2050	1.....
3140KH GY 1	FEDERAL NATIONAL MORTGAGE ASSO 2.500%		09/01/2020	Paydown.....		832,073	832,073	866,006			(33,933)		(33,933)		832,073			0	3,270	07/01/2050	1.....
3140Q8 AH 8	FEDERAL NATIONAL MORTGAGE ASSO 3.500%		09/01/2020	Various.....		1,449,485	1,449,485	1,492,969	1,487,143		(37,658)		(37,658)		1,449,485			0	33,917	12/01/2047	1.....
3140QA AJ 9	FEDERAL NATIONAL MORTGAGE ASSO 4.000%		09/01/2020	Paydown.....		623,996	623,996	637,354	635,680		(11,683)		(11,683)		623,996			0	16,366	05/01/2048	1.....
3140QA VA 5	FEDERAL NATIONAL MORTGAGE ASSO 3.500%		09/01/2020	Paydown.....		1,634,734	1,634,734	1,652,869	1,650,514		(15,780)		(15,780)		1,634,734			0	37,299	04/01/2049	1.....
3140QB TF 5	FEDERAL NATIONAL MORTGAGE ASSO 3.000%		09/01/2020	Paydown.....		167,594	167,594	173,984			(6,390)		(6,390)		167,594			0	2,724	09/01/2049	1.....
3140QC K8 8	FEDERAL NATIONAL MORTGAGE ASSO 4.000%		09/01/2020	Paydown.....		349,309	349,309	371,031	370,842		(21,533)		(21,533)		349,309			0	9,340	12/01/2049	1.....
3140QC QC 3	FEDERAL NATIONAL MORTGAGE ASSO 3.500%		09/01/2020	Paydown.....		305,967	305,967	319,281			(13,314)		(13,314)		305,967			0	6,418	01/01/2050	1.....
3140QE AF 9	FEDERAL NATIONAL MORTGAGE ASSO 2.500%		09/01/2020	Paydown.....		217,535	217,535	226,237			(8,701)		(8,701)		217,535			0	551	07/01/2050	1.....
3140X4 UK 0	FEDERAL NATIONAL MORTGAGE ASSO 3.500%		09/01/2020	Paydown.....		421,894	421,894	436,859	436,581		(14,687)		(14,687)		421,894			0	9,920	08/01/2049	1.....
31418C BF 0	FEDERAL NATIONAL MORTGAGE ASSO 3.000%		09/01/2020	Paydown.....		1,262,235	1,262,235	1,315,091			(52,856)		(52,856)		1,262,235			0	12,784	09/01/2046	1.....
31418C UB 8	FEDERAL NATIONAL MORTGAGE ASSO 4.000%		09/01/2020	Paydown.....		847,602	847,602	867,997	863,579		(15,977)		(15,977)		847,602			0	22,487	02/01/2048	1.....
31418C XN 9	FEDERAL NATIONAL MORTGAGE ASSO 4.000%		09/01/2020	Paydown.....		1,091,374	1,091,374	1,102,671	1,099,674		(8,300)		(8,300)		1,091,374			0	28,700	06/01/2048	1.....

QE05.1

**SCHEDULE D - PART 4**

Showing all Long-Term Bonds and Stocks SOLD, REDEEMED or Otherwise DISPOSED OF During Current Quarter

QE05.2

1	2	3	4	5	6	7	8	9	10	Change in Book/Adjusted Carrying Value					16	17	18	19	20	21	22
										11	12	13	14	15							
CUSIP Identification	Description	F o r e i g n	Disposal Date	Name of Purchaser	Number of Shares of Stock	Consideration	Par Value	Actual Cost	Prior Year Book/Adjusted Carrying Value	Unrealized Valuation Increase (Decrease)	Current Year's (Amortization) / Accretion	Current Year's Other-Than-Temporary Impairment Recognized	Total Change in B./A.C.V. (11+12-13)	Total Foreign Exchange Change in B./A.C.V.	Book/Adjusted Carrying Value at Disposal Date	Foreign Exchange Gain (Loss) on Disposal	Realized Gain (Loss) on Disposal	Total Gain (Loss) on Disposal	Bond Interest / Stock Dividends Received During Year	Stated Contractual Maturity Date	NAIC Designation and Administrative Symbol
43232E BX 6	HILLSBOROUGH CNTY FLA HSG FIN 4.750% 0		07/01/2020	Redemption 100.0000		120,000	120,000	117,520	118,905		1,095		1,095		120,000			0	5,700	07/01/2027	1FE
478271 JG 5	JOHNSON CITY TENN HEALTH & EDL 6.000%		07/01/2020	Call 100.0000		4,500,000	4,500,000	4,474,000	4,498,300		1,700		1,700		4,500,000			0	270,000	07/01/2038	2FE
544435 U9 9	LOS ANGELES CALIF DEPT ARPTS A 5.250%		08/28/2020	Various		7,630,000	7,630,000	7,754,802	7,664,573		(34,573)		(34,573)		7,630,000			0	314,898	05/15/2033	1FE
57583R S4 8	MASSACHUSETTS ST DEV FIN AGY 5.000% 09		09/01/2020	Call 100.0000		4,500,000	4,500,000	4,477,500	4,497,914		2,086		2,086		4,500,000			0	225,000	09/01/2045	1Z
586111 KU 9	MEMPHIS-SHELBY CNTY TENN ARPT 5.750% 0		09/18/2020	Call 100.0000		5,000,000	5,000,000	5,230,150	5,014,091		(14,091)		(14,091)		5,000,000			0	348,993	07/01/2022	1FE
592098 J8 1	MET GOVT NASHVILLE & DAVIDSON 5.000% 0		07/01/2020	Call 100.0000		6,785,000	6,785,000	7,158,786	6,808,580		(23,580)		(23,580)		6,785,000			0	339,250	07/01/2025	2Z
647201 HD 7	NEW MEXICO MTG FIN AUTH 2.900% 08/01/14		09/01/2020	Redemption 100.0000		769,130	769,130	769,130	769,130				0		769,130			0	11,325	08/01/2040	1FE
64970H DU 5	NEW YORK N Y CITY HSG DEV CORP 4.500%		09/15/2020	Redemption 100.0000		20,000	20,000	20,000	20,000				0		20,000			0	900	09/15/2025	1FE
79730C ED 2	SAN DIEGO CALIF PUB FACS FING 5.250% 0		08/01/2020	Call 100.0000		5,000,000	5,000,000	5,305,300	5,021,615		(21,615)		(21,615)		5,000,000			0	262,500	08/01/2028	1
79766D HM 4	SAN FRANCISCO CALIF CITY&CNTY 5.000% 0		08/21/2020	Call 100.0000		1,670,000	1,670,000	1,715,377	1,674,519		(4,519)		(4,519)		1,670,000			0	67,264	05/01/2025	1FE
79766D HN 2	SAN FRANCISCO CALIF CITY&CNTY 5.000% 0		08/21/2020	Call 100.0000		1,655,000	1,655,000	1,695,567	1,659,045		(4,045)		(4,045)		1,655,000			0	66,660	05/01/2026	1FE
837123 FY 9	SOUTH CAROLINA ST PORTS AUTH 5.500% 07		07/01/2020	Call 100.0000		9,500,000	9,500,000	9,676,415	9,511,593		(11,593)		(11,593)		9,500,000			0	522,500	07/01/2028	1FE
876385 EA 9	TARRANT CNTY TEX HEALTH FACS D 6.000%		09/01/2020	Redemption 100.0000		505,000	505,000	576,634	504,946		54		54		505,000			0	30,300	09/01/2024	1
92812U Q8 4	VIRGINIA ST HSG DEV AUTH 2.850% 12/25/		09/25/2020	Redemption 100.0000		103,726	103,726	103,726					0		103,726			0	1,471	12/25/2049	1FE
3199999	Total - Bonds - U.S. Special Revenue and Special Assessments					81,085,144	81,085,144	83,808,258	76,812,630	0	(700,650)	0	(700,650)	0	81,085,144	0	0	0	3,518,551	XXX	XXX
<b>Bonds - Industrial and Miscellaneous</b>																					
00115* AA 0	AES ILLUMINA LLC 6.000% 03/26/32		09/30/2020	Various		67,103	67,103	67,103	67,103				0		67,103			0	3,141	03/26/2032	5
02378L AA 1	AMERICAN AIRLINES 2017-1 CLASS 5.180%		08/15/2020	Various		146,370	146,370	146,370	146,370				0		146,370			0	7,582	08/15/2023	3PL
02507* AB 0	AMERICAN CENTURY COS INC 5.580% 03/09/		09/14/2020	Call 102.4039		6,144,233	6,000,000	6,000,000	6,000,000				0		6,000,000			0	483,683	03/09/2021	2
035287 AE 1	ANIXTER INC. 5.125% 10/01/21		07/22/2020	Call 105.3000		336,960	320,000	320,000	320,000				0		320,000			0	30,217	10/01/2021	2Z
05607K AA 9	BXMT_17-FL1 1.020% 06/15/35		07/15/2020	Paydown		14,376	14,376	14,376	14,376				0		14,376			0	159	06/15/2035	1FE
05990T AU 1	BANC OF AMERICA FUNDING CORPOR 3.750%		09/01/2020	Various		108,366	108,366	108,366	108,366				0		108,366			0	2,804	02/01/2037	1FM
07331Q AA 5	BAYVIEW OPPORTUNITY MASTER FUN 4.000%		09/28/2020	Paydown		252,111	252,111	255,262	254,299		(2,189)		(2,189)		252,111			0	6,789	06/28/2053	1FM
1248EP BP 7	CCO HOLDINGS LLC 5.875% 04/01/24		08/20/2020	Call 102.9380		514,690	500,000	500,000	500,000				0		500,000			0	39,638	04/01/2024	3FE
126307 AT 4	CSC HLDGS LLC 5.375% 07/15/23		07/15/2020	Call 101.3440		134,788	133,000	133,000	133,000				0		133,000			0	8,936	07/15/2023	3FE

**SCHEDULE D - PART 4**

Showing all Long-Term Bonds and Stocks SOLD, REDEEMED or Otherwise DISPOSED OF During Current Quarter

1	2	3	4	5	6	7	8	9	10	Change in Book/Adjusted Carrying Value					16	17	18	19	20	21	22
										11	12	13	14	15							
CUSIP Identification	Description	F o r e i g n	Disposal Date	Name of Purchaser	Number of Shares of Stock	Consideration	Par Value	Actual Cost	Prior Year Book/Adjusted Carrying Value	Unrealized Valuation Increase (Decrease)	Current Year's (Amortization) / Accretion	Current Year's Other-Than-Temporary Impairment Recognized	Total Change in B./A.C.V. (11+12-13)	Total Foreign Exchange Change in B./A.C.V.	Book/Adjusted Carrying Value at Disposal Date	Foreign Exchange Gain (Loss) on Disposal	Realized Gain (Loss) on Disposal	Total Gain (Loss) on Disposal	Bond Interest / Stock Dividends Received During Year	Stated Contractual Maturity Date	NAIC Designation and Administrative Symbol
126694 3B 2	CWHL_06-8 CWHL 2006-8 1A1 6.000% 05/01		09/01/2020	Various.....		8,955	28,490	25,985	24,609		(15,655)		(15,655)		8,955			0	1,202	05/01/2036	1FM.....
12702* AA 4	CVS PASSTHROUGH TRUST 3.901% 10/10/39		09/10/2020	Various.....		50,201	50,201	50,201	50,201				0		50,201			0	1,306	10/10/2039	2.....
12708# AA 4	CHARTER COMMUNICATIONS CTL 5.550% 07/1		09/15/2020	Redemption 100.0000.....		10,525	10,525	10,525	10,525				0		10,525			0	414	07/15/2035	2PL.....
131347 CF 1	CALPINE CORP 5.750% 01/15/25.....		08/10/2020	Various.....		1,028,750	1,000,000	1,000,000	1,000,000				0		1,000,000			0	75,868	01/15/2025	4FE.....
14312G AC 2	CARLYLE GLOBAL MARKET STRATEGI 6.768%	D	07/14/2020	MORGAN STANLEY & CO.....		441,000	600,000	600,000	537,067	62,933			62,933		600,000		(159,000)	(159,000)	37,611	01/14/2032	4FE.....
228227 BE 3	CROWN CASTLE INTL CORP 4.875% 04/15/22		07/06/2020	Call 107.3990.....		2,147,980	2,000,000	1,990,000	1,996,734		699		699		1,997,433		2,567	2,567	218,668	04/15/2022	2FE.....
23918K AQ 1	DAVITA HEALTHCARE PARTNERS INC 5.125%		07/15/2020	Call 101.7080.....		1,266,265	1,245,000	1,235,138	1,237,728		774		774		1,238,502		6,498	6,498	85,071	07/15/2024	3FE.....
24618# AN 0	DELAWARE NORTH COMPANIES INC 6.590% 03		06/30/2020	Tax Free Exchange.....		999,367	1,000,000	1,000,000	1,000,000		(633)		(633)		999,367			0	24,200	03/18/2034	2Z.....
24618# AQ 3	DELAWARE NORTH COMPANIES INC 5.970% 06		06/30/2020	Tax Free Exchange.....		1,501,513	1,500,000	1,500,000	1,500,000		1,513		1,513		1,501,513			0	31,650	06/26/2034	2Z.....
28851Q AE 3	ELLINGTON CLO I LTD ECLO_17-1A 1.895%	D	07/15/2020	Paydown.....		55,808	55,808	55,808	55,808				0		55,808			0	1,404	10/15/2029	1FE.....
28852E AA 7	ELLINGTON CLO I LTD ECLO_17-2A 1.980%	C	08/17/2020	Paydown.....		179,925	179,925	179,925	179,925				0		179,925			0	4,172	02/15/2029	1FE.....
28852L AA 1	ELLINGTON CLO I LTD ECLO_18-3A 1.921%	C	07/20/2020	Paydown.....		12,661	12,661	12,661	12,661				0		12,661			0	316	07/20/2030	1FE.....
36255C AA 7	GPMT 2018-FL1 LTD GPMT_18-FL1 1.056% 1		07/19/2020	Paydown.....		252,608	252,608	252,608	252,608				0		252,608			0	2,823	12/19/2035	1FE.....
383909 AE 8	W R GRACE&CO - CONN 5.125% 10/01/21		07/12/2020	Various.....		1,054,151	1,000,000	1,000,000	1,000,000				0		1,000,000			0	94,155	10/01/2021	3FE.....
46645G AE 8	JP MORGAN MORTGAGE TRUST JPMMT 3.500%		09/01/2020	Paydown.....		130,973	130,973	130,236	130,313		660		660		130,973			0	3,127	10/01/2045	1FM.....
50152# AL 1	KWIK TRIP INC 4.080% 05/24/37.....		08/24/2020	Various.....		65,865	65,865	65,865	65,865				0		65,865			0	2,015	05/24/2037	2PL.....
52524V AQ 2	LEHMAN XS TRUST LXS_07-15N 1.048% 08/2		09/25/2020	Various.....		165,920	164,561	117,406	125,770		40,151		40,151		165,920			0	2,612	08/26/2047	1FM.....
527298 BD 4	LEVEL 3 FINANCING INC 5.375% 08/15/22		07/15/2020	Various.....		2,521,000	2,521,000	2,504,316	2,514,455		1,281		1,281		2,515,736		5,264	5,264	90,336	08/15/2022	3FE.....
58308# AA 1	MEADE PIPELINE INVESTMENT LLC 1.772% 1		09/30/2020	Redemption 100.0000.....		12,595	12,595	12,595	12,595				0		12,595			0	212	10/30/2026	2.....
59284M AD 6	MEXICO CITY AIRPORT TRUST 5.500% 07/31	D	08/11/2020	Various.....		1,971,970	2,167,000	2,148,897	2,149,204		172		172		2,149,376		(177,406)	(177,406)	123,489	07/31/2047	2FE.....
59833C AA 0	MIDWEST CONNECTOR CAPITAL COMP 3.900%		07/17/2020	Various.....		5,022,750	5,000,000	4,989,900	4,991,482		1,025		1,025		4,992,507		30,243	30,243	156,685	04/01/2024	2FE.....
61744C PK 6	MORGAN STANLEY ABS CAPITAL I M 1.063%		09/25/2020	Paydown.....		55,126	55,126	55,022	55,073		52		52		55,126			0	669	03/25/2035	1FM.....
61764G AG 7	MORGAN STANLEY REREMIC TRUST M 3.000%		09/01/2020	Paydown.....		219,088	219,088	219,225	219,132		(44)		(44)		219,088			0	4,211	01/02/2051	1FE.....

QE05.3

**SCHEDULE D - PART 4**

Showing all Long-Term Bonds and Stocks SOLD, REDEEMED or Otherwise DISPOSED OF During Current Quarter

QE054

1	2	3	4	5	6	7	8	9	10	Change in Book/Adjusted Carrying Value					16	17	18	19	20	21	22
										11	12	13	14	15							
CUSIP Identification	Description	F o r e i g n	Disposal Date	Name of Purchaser	Number of Shares of Stock	Consideration	Par Value	Actual Cost	Prior Year Book/Adjusted Carrying Value	Unrealized Valuation Increase (Decrease)	Current Year's (Amortization) / Accretion	Current Year's Other-Than-Temporary Impairment Recognized	Total Change in B./A.C.V. (11+12-13)	Total Foreign Exchange Change in B./A.C.V.	Book/Adjusted Carrying Value at Disposal Date	Foreign Exchange Gain (Loss) on Disposal	Realized Gain (Loss) on Disposal	Total Gain (Loss) on Disposal	Bond Interest / Stock Dividends Received During Year	Stated Contractual Maturity Date	NAIC Designation and Administrative Symbol
67448T BC 8	ONSLow BAY FINANCIAL OBX_20-EX 0.948%		09/25/2020	Paydown.....		326,609	326,609	286,089			40,520		40,520		326,609			0	1,548	02/25/2060	1FE.....
68389F CG 7	OPTION ONE MORTGAGE LOAN TRUST OOMLT 200		09/25/2020	Various.....		3,207	3,207	3,201	3,207				0		3,207			0	31	08/25/2032	1FM.....
74166Y AA 8	PRIMOSE SCHOOLS PROSE_19-1A 4.475% 07/		07/30/2020	Paydown.....		12,525	12,525	13,331			(806)		(806)		12,525			0	280	07/30/2049	2FE.....
750731 AA 9	02/10/49		09/10/2020	Redemption 100.0000.....		2,117	2,117	2,117					0		2,117			0	37	02/10/2049	2.....
76119H AA 8	RESIMAC MBS TRUST RESI_18-1A 0.951% 11	D	09/10/2020	Paydown.....		116,688	116,688	116,688	116,688				0		116,688			0	1,357	11/10/2049	1FE.....
79575@ AL 1	SALTCHUK RESOURCES INC 4.500%		09/02/2020	Various.....		62,500	62,500	62,500	62,500				0		62,500			0	2,978	09/02/2029	1PL.....
83379# AD 7	SODEXO INC 4.140% 03/04/26.....		08/14/2020	Call 117.8164.....		5,890,821	5,000,000	5,000,000	5,000,000				0		5,000,000			0	1,086,321	03/04/2026	1.....
848609 AA 1	SPIRITS OF ST.LOUIS BASKETBALL 5.300%		09/30/2020	Various.....		22,339	22,339	22,339	22,339				0		22,339			0	888	03/31/2033	2PL.....
85022W AP 9	SPRINGCASTLE SPV SCFT_20-AA 1.970% 09/		09/23/2020	BANK OF AMERICA N.A.....		2,509,863	2,500,000	2,499,876					0		2,499,876		9,988	9,988		09/25/2037	1Z.....
86358E KX 3	STRUCTURED ASSET INVESTMENT LO 1.088%		09/25/2020	Paydown.....		11,585	11,585	11,556	11,541		44		44		11,585			0	140	09/25/2034	1FM.....
86359B MW 8	WELLS FARGO HOME EQUITY TRUST 0.448% 0		09/25/2020	Paydown.....		29,605	29,605	29,401	29,376		229		229		29,605			0	294	04/25/2034	1FM.....
87724R AC 6	TAYLOR MORRISON COMMUNITIES IN 6.000%		09/14/2020	Call 103.4656.....		20,693	20,000	20,000					0		20,000			0	1,798	09/01/2023	3FE.....
88607A AA 7	THUNDERBOLT AIRCRAFT LEASE LTD 3.671%		08/15/2020	Paydown.....		115,904	115,904	103,807			12,097		12,097		115,904			0	709	11/15/2039	1FE.....
89173U AA 5	TOWD POINT MORTGAGE TRUST TPMT 2.750%		09/01/2020	Paydown.....		31,325	31,325	31,051			274		274		31,325			0	366	06/01/2057	1FM.....
909287 AA 2	UAL PASS THROUGH TRUST SERIES UAL Corp C		07/02/2020	Various.....		8,046	8,046	7,000	7,714		332		332		8,046			0	534	07/02/2022	3FE.....
911365 BD 5	UNITED RENTALS NORTH AMERICA I 5.500%		08/28/2020	Call 102.7500.....		411,000	400,000	400,000	400,000				0		400,000			0	35,628	07/15/2025	3FE.....
92211M AC 7	VANTAGE DATA CENTERS ISSUER LL 4.072%		09/15/2020	Paydown.....		12,500	12,500	12,500	12,500				0		12,500			0	339	02/16/2043	1FE.....
92537M AF 7	VERUS SECURITIZATION TRUST VER 3.279%		08/20/2020	MORGAN STANLEY & CO.....		1,413,800	1,410,000	1,409,967	1,409,960		(601)		(601)		1,409,359		4,442	4,442	33,776	11/01/2059	2FE.....
92676X AD 9	VIKING CRUISES LTD 5.875% 09/15/27.	D	09/22/2020	WELLS FARGO & CO.....		4,468,750	5,500,000	5,526,200	5,520,492		(2,205)		(2,205)		5,518,287		(1,049,537)	(1,049,537)	325,247	09/15/2027	5FE.....
97655J AH 5	WINWATER MORTGAGE LOAN TRUST W 3.500%		09/01/2020	Paydown.....		349,209	349,209	346,713	347,336		1,873		1,873		349,209			0	8,239	01/03/2046	1FM.....
G6363# AG 2	NAC AVIATION 29 DAC 6.830% 03/14/24	D	07/22/2020	Various.....		12,134,325	12,000,000	12,000,000	12,000,000		99,212		99,212		12,099,212		35,113	35,113	334,800	03/14/2024	4Z.....
G6363# AJ 6	NAC AVIATION 29 DAC 5.040% 02/27/23	D	07/22/2020	ISSUING COMPANY.....		2,069,202	2,000,000	2,000,000			2,788		2,788		2,002,788		66,414	66,414		02/27/2023	4Z.....
G6363# AK 3	NAC AVIATION 29 DAC 5.170% 02/27/25	D	07/22/2020	ISSUING COMPANY.....		3,063,805	3,000,000	3,000,000			4,058		4,058		3,004,058		59,748	59,748		02/27/2025	4Z.....
P4001# AA 8	EOLICA MESA LA PAZ S DE RL DE 5.980% 1		09/20/2020	Redemption 100.0000.....		16,655	16,655	16,655	16,655				0		16,655			0	747	12/20/2044	2PL.....

**SCHEDULE D - PART 4**

Showing all Long-Term Bonds and Stocks SOLD, REDEEMED or Otherwise DISPOSED OF During Current Quarter

1	2	3	4	5	6	7	8	9	10	Change in Book/Adjusted Carrying Value					16	17	18	19	20	21	22
										11	12	13	14	15							
CUSIP Identification	Description	F o r e i g n	Disposal Date	Name of Purchaser	Number of Shares of Stock	Consideration	Par Value	Actual Cost	Prior Year Book/Adjusted Carrying Value	Unrealized Valuation Increase (Decrease)	Current Year's (Amortization) / Accretion	Current Year's Other-Than-Temporary Impairment Recognized	Total Change in B./A.C.V. (11+12-13)	Total Foreign Exchange Change in B./A.C.V.	Book/Adjusted Carrying Value at Disposal Date	Foreign Exchange Gain (Loss) on Disposal	Realized Gain (Loss) on Disposal	Total Gain (Loss) on Disposal	Bond Interest / Stock Dividends Received During Year	Stated Contractual Maturity Date	NAIC Designation and Administrative Symbol
3899999	Total - Bonds - Industrial and Miscellaneous.....					59,997,066	59,763,566	59,621,781	51,625,577	62,933	185,621	0	248,554	0	59,830,404	0	(1,165,666)	(1,165,666)	3,381,222	XXX	XXX
<b>Bonds - Hybrid Securities</b>																					
524ESC WZ 9	LEHMAN BROTHERS HOLDINGS CAPIT 0.000%		07/31/2020	Security Withdraw.....		15,000,000							0				1	1		05/31/2049	6*
4899999	Total - Bonds - Hybrid Securities.....					15,000,000		0	0	0	0	0	0	0	0	0	1	1	0	XXX	XXX
<b>Bonds - Unaffiliated Bank Loans</b>																					
000000 00 0	CALPINE CONSTRUCTION FINANCE C TL +L250		09/30/2020	Various.....		1,757,576	1,821,310	1,812,203			(4,752)		(4,752)		1,807,451		(49,875)	(49,875)	22,588	01/15/2025	3FE.....
000000 00 0	FINANCIAL & RISK US HOLDINGS I FINANCIAL		09/30/2020	Redemption 100.0000.....		746	746	751	751		(5)		(5)		746		0	0	23	10/01/2025	4FE.....
000000 00 0	GATEWAY CASINOS AND ENTERTAINM	A	09/30/2020	Redemption 100.0000.....		2,508	2,508	2,508					0		2,508		0	0		03/13/2025	4FE.....
000000 00 0	HB FULLER CO 10/20/24.....		08/28/2020	Redemption 100.0000.....		28,509	28,509	28,563	28,382		128		128		28,509		0	0	536	10/20/2024	3FE.....
000000 00 0	VISTRA ENERGY CORP TL +L200 12/		09/30/2020	Various.....		5,478	5,478	5,490	5,091		(12)		(12)		5,478		0	0	101	12/31/2025	2FE.....
000000 00 0	WG PARTNERS 11/15/23.....	C	07/28/2020	Redemption 100.0000.....		1,640	1,640	1,622	1,619		21		21		1,640		0	0	49	11/15/2023	3FE.....
09259G AC 7	BLACKSTONE MORTGAGE TRUST INC BLACKSTONE		09/18/2020	DIRECT.....		33,178	34,651	34,694	34,651	45	(210)		(165)		34,486		(1,308)	(1,308)	720	04/23/2026	4FE.....
09748C AB 7	BOJANGLES INC 01/28/26.....		09/30/2020	Redemption 100.0000.....		5,000	5,000	4,900	4,889		111		111		5,000		0	0	210	01/28/2026	4FE.....
10620U AB 8	BISON MIDSTREAM HOLDINGS LLC TL +L400		09/30/2020	Various.....		5,161	5,161	3,961	5,089		1,107	1,035	72		5,161		0	0	181	05/21/2025	5FE.....
12512Y AF 8	CDW LLC 10/13/26.....		09/30/2020	Redemption 100.0000.....		5,181	5,181	5,013			168		168		5,181		0	0	50	10/13/2026	2FE.....
12769L AB 5	CAESARS RESORT COLLECTION LLC TL +L275		09/30/2020	Various.....		10,076	10,076	10,022	9,982		93		93		10,076		0	0	270	12/23/2024	4FE.....
16384Y AF 4	CHEMOURS COMPANY LLC TL +L175 0		09/30/2020	Redemption 100.0000.....		16,500	16,500	16,468	16,382		118		118		16,500		0	0	317	04/03/2025	3FE.....
26483N AN 0	DUN & BRADSTREET CORPORATION T.		09/28/2020	Redemption 100.0000.....		2,500	2,500	2,515			(15)		(15)		2,500		0	0	72	02/06/2026	4FE.....
29362L AH 7	ENTEGRIS INC 11/06/25.....		08/28/2020	Redemption 100.0000.....		88,417	88,417	87,997			420		420		88,417		0	0	713	11/06/2025	2FE.....
29373U AC 5	NEW AMETHYST CORP 10/10/25.....		09/30/2020	Redemption 100.0000.....		5,000	5,000	4,988	4,962		38		38		5,000		0	0	172	10/10/2025	5FE.....
31935H AB 3	TRICO GROUP LLC 02/02/24.....		09/30/2020	Redemption 100.0000.....		11,499	11,499	11,499					0		11,499		0	0	90	02/02/2024	4FE.....
36760B A* 0	GATEWAY CASINOS AND ENTERTAINM TL +L300	A	08/31/2020	Tax Free Exchange.....		982,456	982,456	978,772	975,547		30,932		30,932		1,006,479		(24,023)	(24,023)	27,259	03/13/2025	6*.....
45004K AC 0	IRI HOLDINGS INC 12/01/25.....		09/30/2020	Redemption 100.0000.....		500	500	495	493		7		7		500		0	0	18	12/01/2025	4FE.....
45672J AK 6	0		09/30/2020	Various.....		4,988	4,988	4,932	4,919		69		69		4,988		0	0	106	04/01/2024	3FE.....
46123U AG 3	INVENERGY THERMAL OPERATING I INVENERGY		09/30/2020	Redemption 100.0000.....		24,071	24,071	24,116			(45)		(45)		24,071		0	0	329	08/28/2025	3FE.....
50168E AB 8	LABL INC 07/01/26.....		09/30/2020	Redemption 100.0000.....		4,250	4,250	4,208	4,204		46		46		4,250		0	0	170	07/01/2026	4FE.....
54948F AB 4	LUCID ENERGY GROUP II BORROWER TL +L300		09/30/2020	Various.....		7,500	7,500	7,500	7,458		42		42		7,500		0	0	240	02/17/2025	4FE.....
55316H AB 1	GENESEE & WYOMING INC. 12/30/26		09/30/2020	Redemption 100.0000.....		2,500	2,500	2,488			13		13		2,500		0	0	61	12/30/2026	3FE.....
57163K AH 1	MARRIOTT OWNERSHIP RESORTS INC MARRIOTT		09/30/2020	Redemption 100.0000.....		2,481	2,481	2,489	2,488		(7)		(7)		2,481		0	0	48	08/29/2025	3FE.....
63229B AD 0	NATEL ENGINEERING COMPANY INC 0		08/19/2020	Redemption 100.0000.....		14,416	14,416	14,416	14,416				0		14,416		0	0	239	04/30/2026	5FE.....

QE05.5

**SCHEDULE D - PART 4**

Showing all Long-Term Bonds and Stocks SOLD, REDEEMED or Otherwise DISPOSED OF During Current Quarter

1	2	3	4	5	6	7	8	9	10	Change in Book/Adjusted Carrying Value					16	17	18	19	20	21	22
										11	12	13	14	15							
CUSIP Identification	Description	F o r e i g n	Disposal Date	Name of Purchaser	Number of Shares of Stock	Consideration	Par Value	Actual Cost	Prior Year Book/Adjusted Carrying Value	Unrealized Valuation Increase (Decrease)	Current Year's (Amortization) / Accretion	Current Year's Other-Than-Temporary Impairment Recognized	Total Change in B./A.C.V. (11+12-13)	Total Foreign Exchange Change in B./A.C.V.	Book/Adjusted Carrying Value at Disposal Date	Foreign Exchange Gain (Loss) on Disposal	Realized Gain (Loss) on Disposal	Total Gain (Loss) on Disposal	Bond Interest / Stock Dividends Received During Year	Stated Contractual Maturity Date	NAIC Designation and Administrative Symbol
63939U AE 7	NAVITAS MIDSTREAM MIDLAND BASI TL +L450		09/30/2020	Various.....		7,500	7,500	7,463	7,430		.70		.70		7,500			.0	.326	12/13/2024	4FE.....
64072U AK 8	CSC HLDGS LLC 04/15/27.....		07/15/2020	Various.....		3,604	3,604	3,605	3,579	.24	.2		.26		3,604			.0	.61	04/15/2027	3FE.....
68162R AD 3	WEST CORP TL +L350 10/10/24.....		08/10/2020	Various.....		1,280,737	1,470,000	1,468,162	1,464,367	236,136	(17,290)		218,846		1,447,077		(166,339)	(166,339)	37,593	10/10/2024	6*.....
68371Y AJ 2	OPEN TEXT CORP 05/30/25.....	A	09/30/2020	Redemption 100.0000.....		7,500	7,500	7,509	7,479		.21		.21		7,500			.0	.144	05/30/2025	2FE.....
69338C AH 4	PACIFIC GAS&ELECTRIC CO 06/23/2		09/30/2020	Redemption 100.0000.....		4,552	4,552	4,496			.57		.57		4,552			.0	.40	06/23/2025	3FE.....
71534R AD 8	PERSPECTA INC 05/30/25.....		09/30/2020	Redemption 100.0000.....		2,500	2,500	2,497	2,484		.16		.16		2,500			.0	.57	05/30/2025	3FE.....
73703# AA 1	PORTS AMERICA HOLDINGS INC TL +L275		09/30/2020	Redemption 100.0000.....		20,000	20,000	20,000	20,000				.0		20,000			.0	.661	04/28/2025	3.....
74968Y AC 4	RPI INTERMEDIATE FINANCE TRUST... RPI 2019 INTERMEDIATE FINANCE 0		07/23/2020	DIRECT.....		172,991	177,654	171,436			.121		.121		171,557		1,433	1,433	.926	02/11/2027	3FE.....
74969A AC 5	0		09/02/2020	Redemption 100.0000.....		288,550	288,550	278,451			10,099		10,099		288,550			.0	2,264	02/11/2027	2FE.....
84130# AA 1	SOUTHCROSS ENERGY PARTNERS LP 0		07/03/2020	Redemption 100.0000.....		135,879	135,879	135,879					.0		135,879			.0	1,289	01/06/2025	5Z.....
85236H AB 5	STADCO LA LLC 06/29/23.....		09/30/2020	Redemption 100.0000.....		114,660	114,660	114,660					.0		114,660			.0	2,042	06/29/2023	2.....
86333D AB 4	STRIKE LLC TL L+800 11/30/22.....		09/30/2020	Various.....		26,389	26,389	26,389	26,389				.0		26,389			.0	1,891	11/30/2022	4.....
87265V AF 5	T-MOBILE USA INC 04/01/27.....		09/30/2020	Redemption 100.0000.....		2,725	2,725	2,687			.38		.38		2,725			.0	.33	04/01/2027	2FE.....
87951Y AU 5	TELESAT CANADA 12/07/26.....		09/30/2020	Redemption 100.0000.....		.625	.625	.623	.623		.2		.2		.625			.0	.17	12/07/2026	3FE.....
89609U AE 1	TRICO GROUP LLC 02/02/24.....		08/13/2020	Tax Free Exchange.....		1,839,844	1,839,844	1,752,451	1,758,018		4,221		4,221		1,762,239		77,605	77,605	93,115	02/02/2024	4FE.....
90932R AE 4	UNITED AIRLINES INC210795 04/01		09/23/2020	DIRECT.....		2,775,199	2,931,818	2,929,375	2,914,532		(49,664)		(49,664)		2,864,868		(89,669)	(89,669)	51,194	04/01/2024	3FE.....
91136E AJ 4	UNITED RENTALS NORTH AMERICA I... 1		09/30/2020	Redemption 100.0000.....		2,886	2,886	2,825			.62		.62		2,886			.0	.28	10/31/2025	2FE.....
91359H AP 3	UNIVERSAL HEALTH SERVICES INC 1		09/30/2020	Redemption 100.0000.....		5,051	5,051	4,766			.284		.284		5,051			.0	.44	10/31/2025	2FE.....
91820U AQ 3	VIRTU FINANCIAL OPERATING LLC 0		08/13/2020	Redemption 100.0000.....		157,760	157,760	157,760					.0		157,760			.0	2,392	03/01/2026	3FE.....
92645D AG 4	VICTORY CAPITAL HOLDINGS INC 07		09/30/2020	Redemption 100.0000.....		21,199	21,199	21,367			(168)		(168)		21,199			.0	.422	07/01/2026	3FE.....
94120X AB 1	WATERBRIDGE OPERATING LLC 06/22		09/30/2020	Redemption 100.0000.....		1,750	1,750	1,706	1,707		.43		.43		1,750			.0	.64	06/22/2026	4FE.....
98310C AC 6	WYNDHAM HOTELS & RESORTS INC TL +L175		09/30/2020	Redemption 100.0000.....		7,500	7,500	7,506	7,492		.8		.8		7,500			.0	.144	05/30/2025	3FE.....
98975V AK 2	ZODIAC POOL SOLUTIONS LLC 07/02		09/30/2020	Redemption 100.0000.....		4,264	4,264	4,268			(.4)		(.4)		4,264			.0	.78	07/02/2025	3FE.....
C7052B AF 1	GFL ENVIRONMENTAL INC TL +L275.....		08/28/2020	Various.....									.0					.0	.9	05/30/2025	3FE.....
C8000C AB 9	PANTHER BF AGGREGATOR 2 LP 04/3		09/30/2020	Redemption 100.0000.....		2,500	2,500	2,475	2,471		.29		.29		2,500			.0	.81	04/30/2026	4FE.....
8299999	Total - Bonds - Unaffiliated Bank Loans.....					9,908,296	10,324,048	10,200,966	7,337,894	236,205	(23,786)	1,035	211,384	.0	10,160,472	.0	(252,176)	(252,176)	249,477	XXX	XXX
8399997	Total - Bonds - Part 4.....					151,480,542	166,583,293	154,061,122	136,205,996	299,138	(538,923)	1,035	(240,820)	.0	151,505,808	.0	(1,357,594)	(1,357,594)	7,164,266	XXX	XXX
8399999	Total - Bonds.....					151,480,542	166,583,293	154,061,122	136,205,996	299,138	(538,923)	1,035	(240,820)	.0	151,505,808	.0	(1,357,594)	(1,357,594)	7,164,266	XXX	XXX
<b>Preferred Stocks - Industrial and Miscellaneous (Unaffiliated) Perpetual Preferred</b>																					
524ESC 72 0	LEHMAN BROTHERS HOLDINGS INC LEHMAN BROS		07/31/2020	Security Withdraw.....		780,000.000		.1					.0				.1	.1		XXX	6*.....

QE056

**SCHEDULE D - PART 4**

Showing all Long-Term Bonds and Stocks SOLD, REDEEMED or Otherwise DISPOSED OF During Current Quarter

1	2	3	4	5	6	7	8	9	10	Change in Book/Adjusted Carrying Value					16	17	18	19	20	21	22
										11	12	13	14	15							
CUSIP Identification	Description	F o r e i g n	Disposal Date	Name of Purchaser	Number of Shares of Stock	Consideration	Par Value	Actual Cost	Prior Year Book/Adjusted Carrying Value	Unrealized Valuation Increase (Decrease)	Current Year's (Amortization) / Accretion	Current Year's Other-Than-Temporary Impairment Recognized	Total Change in B./A.C.V. (11+12-13)	Total Foreign Exchange Change in B./A.C.V.	Book/Adjusted Carrying Value at Disposal Date	Foreign Exchange Gain (Loss) on Disposal	Realized Gain (Loss) on Disposal	Total Gain (Loss) on Disposal	Bond Interest / Stock Dividends Received During Year	Stated Contractual Maturity Date	NAIC Designation and Administrative Symbol
949746 46 5	WELLS FARGO & COMPANY.....		08/19/2020	JP MORGAN SECURITIES LTD LDN	400,000.000	10,776,726		10,000,000	11,488,000	(1,488,000)			(1,488,000)		10,000,000		776,726	776,726	331,248	XXX	2FE.....
8499999	Total - Preferred Stocks - Industrial and Miscellaneous (Unaffiliated) Perpetual Preferred.....					10,776,727	XXX	10,000,000	11,488,000	(1,488,000)	0	0	(1,488,000)	0	10,000,000	0	776,727	776,727	331,248	XXX	XXX
8999997	Total - Preferred Stocks - Part 4.....					10,776,727	XXX	10,000,000	11,488,000	(1,488,000)	0	0	(1,488,000)	0	10,000,000	0	776,727	776,727	331,248	XXX	XXX
8999999	Total - Preferred Stocks.....					10,776,727	XXX	10,000,000	11,488,000	(1,488,000)	0	0	(1,488,000)	0	10,000,000	0	776,727	776,727	331,248	XXX	XXX
<b>Common Stocks - Industrial and Miscellaneous (Unaffiliated) Publicly Traded</b>																					
03272L 10 8	ANAPLAN INC.....		09/04/2020	MERRILL LYNCH PIERCE FENNER &	73.000	4,089	XXX	4,245					0		4,245		(156)	(156)		XXX	
9099999	Total - Common Stocks - Industrial and Miscellaneous (Unaffiliated) Publicly Traded.....					4,089	XXX	4,245	0	0	0	0	0	0	4,245	0	(156)	(156)	0	XXX	XXX
9799997	Total - Common Stocks - Part 4.....					4,089	XXX	4,245	0	0	0	0	0	0	4,245	0	(156)	(156)	0	XXX	XXX
9799999	Total - Common Stocks.....					4,089	XXX	4,245	0	0	0	0	0	0	4,245	0	(156)	(156)	0	XXX	XXX
9899999	Total - Preferred and Common Stocks.....					10,780,816	XXX	10,004,245	11,488,000	(1,488,000)	0	0	(1,488,000)	0	10,004,245	0	776,571	776,571	331,248	XXX	XXX
9999999	Total - Bonds, Preferred and Common Stocks.....					162,261,358	XXX	164,065,367	147,693,996	(1,188,862)	(538,923)	1,035	(1,728,820)	0	161,510,053	0	(581,023)	(581,023)	7,495,514	XXX	XXX

QE05.7



Statement for September 30, 2020 of the **Metropolitan Property and Casualty Insurance Company**  
**SCHEDULE DB - PART A - SECTION 1**

Showing all Options, Caps, Floors, Collars, Swaps and Forwards Open as of Current Statement Date

1	2	3	4	5	6	7	8	9	10	11	12	13	14	15	16	17	18	19	20	21	22	23
Description	Description of Item(s) Hedged, Used for Income Generation or Replicated	Schedule / Exhibit Identifier	Type(s) of Risk(s) (a)	Exchange, Counterparty or Central Clearinghouse	Trade Date	Date of Maturity or Expiration	Number of Contracts	Notional Amount	Strike Price, Rate of Index Received (Paid)	Cumulative Prior Year(s) Initial Cost of Undiscounted Premium (Received) Paid	Current Year Initial Cost of Undiscounted Premium (Received) Paid	Current Year Income	Book/Adjusted Carrying Value	Code	Fair Value	Unrealized Valuation Increase (Decrease)	Total Foreign Exchange Change in B./A.C.V.	Current Year's (Amortization) / Accretion	Adjustment to Carrying Value of Hedged Items	Potential Exposure	Credit Quality of Reference Entity	Hedge Effectiveness at Inception and at Year-end (b)
<b>Swaps - Hedging Effective - Excluding Variable Annuity Guarantees Under SSAP No. 108 - Foreign Exchange</b>																						
Currency swap - Rec fixed USD [Pay fixed CAD] ; 2017-FXS-366223	C4931*BC6 KEYERA CORP .....	D 1.....	Currency	Bank of America NA B4TYDEB6GKMZ0031MB27..	06/20/2017....	09/20/2027....	-	10,248,681	3.9365% [3.6800%]	-	-	36,953	67,135		432,131	-	306,212	-	-	135,338		100/100.....
Currency swap - Rec fixed USD [Pay fixed EUR] ; 2010-FXS-0030	479142C@8 Johnson Matthey Plc 4.660% 01/31/2021	D 1.....	Currency	Deutsche Bank AG 7LTFWZYCNCSX8D621K86...	02/24/2010....	01/31/2021....	-	6,785,000	5.4700% [4.6600%]	-	-	75,179	921,750		936,611	-	(250,750)	-	-	19,694		99/100.....
Currency swap - Rec fixed USD [Pay fixed EUR] ; 2014-FXS-227499	D2736#AJ8 FRITZ DRAXLMAIER GMBH & CO KG 3.5700 2021-04-06	D 1.....	Currency	Citibank NA..... E57ODZWZ7FF32TWEFA76..	02/21/2014....	04/02/2021....	-	3,430,000	4.7160% [3.5700%]	-	-	45,566	498,375		514,847	-	(125,375)	-	-	12,177		100/100.....
Currency swap - Rec fixed USD [Pay fixed EUR] ; 2017-FXS-364247	48021PA@7 JONES LANG LASALLE FINANCE BV	D 1.....	Currency	Citibank NA..... E57ODZWZ7FF32TWEFA76..	06/07/2017....	06/27/2029....	-	5,630,000	4.1100% [2.2100%]	-	-	80,669	(233,250)		17,060	-	(250,750)	-	-	83,246		100/100.....
Currency swap - Rec fixed USD [Pay fixed GBP] ; 2013-FXS-189671	Portman Estate Funds (Multiple Cusips)	D 1.....	Currency	Deutsche Bank AG 7LTFWZYCNCSX8D621K86...	02/06/2013....	03/05/2028....	-	3,130,400	4.3475% [4.1300%]	-	-	22,453	544,800		662,434	-	63,900	-	-	42,673		95/100.....
Currency swap - Rec fixed USD [Pay fixed GBP] ; 2013-FXS-216198	G3646#AC7 FORTH PORTS FINANCE LTD 5.030% 12/05/2031	D 1.....	Currency	Citibank NA..... E57ODZWZ7FF32TWEFA76..	11/13/2013....	12/05/2031....	-	10,550,100	5.4800% [5.0300%]	-	-	115,847	2,017,620		2,794,295	-	210,870	-	-	176,429		100/100.....
Currency swap - Rec fixed USD [Pay fixed GBP] ; 2017-FXS-359335	G1313@AA9 BLACKROCK SMALLER COMPANIES TR	D 1.....	Currency	Barclays Bank PLC G5GSEF7VJPS17OUK5573....	04/21/2017....	05/24/2037....	-	6,270,040	4.1460% [2.7400%]	-	-	69,051	(64,680)		596,026	-	156,555	-	-	127,952		100/100.....
Currency swap - Rec fixed USD [Pay fixed GBP] ; 2017-FXS-362096	G0827#BK5 BARRATT DEVELOPMENTS PLC	D 1.....	Currency	Citibank NA..... E57ODZWZ7FF32TWEFA76..	05/23/2017....	08/22/2027....	-	8,686,550	4.0750% [2.7700%]	-	-	86,372	24,790		586,769	-	214,065	-	-	114,055		100/100.....
Currency swap - Rec fixed USD [Pay fixed GBP] ; 2017-FXS-367530	G0892#AA8 BAZALGETTE TUNNEL LTD	D 1.....	Currency	Barclays Bank PLC G5GSEF7VJPS17OUK5573....	06/29/2017....	09/28/2032....	-	12,710,600	3.9650% [2.8600%]	-	-	116,964	41,160		850,865	-	313,110	-	-	220,179		100/100.....
1019999999. Total-Swaps-Hedging Effective-Excluding Variable Annuity Guarantees Under SSAP No. 108-Foreign Exchange.....										0	0	649,055	3,817,700	XXX	7,391,037	0	637,837	0	0	931,741	XXX	XXX
1049999999. Total-Swaps-Hedging Effective-Excluding Variable Annuity Guarantees Under SSAP No. 108.....										0	0	649,055	3,817,700	XXX	7,391,037	0	637,837	0	0	931,741	XXX	XXX
<b>Swaps - Hedging Other - Foreign Exchange</b>																						
Currency swap - Rec fixed USD [Pay fixed EUR] ; 2014-FXS-227508	D2736#AK5 FRITZ DRAXLMAIER GMBH & CO KG 4.0500 2024-04-02	D 1.....	Currency	Citibank NA..... E57ODZWZ7FF32TWEFA76..	02/21/2014....	04/02/2024....	-	686,000	5.3160% [4.0500%]	-	-	10,163	123,277		123,277	29,185	(25,075)	-	-	6,423		0001.....
Currency swap - Rec fixed USD [Pay fixed EUR] ; 2017-FXS-364243	48021PA*9 JONES LASALLE FINANCE BV	D 1.....	Currency	Citibank NA..... E57ODZWZ7FF32TWEFA76..	06/07/2017....	06/27/2027....	-	1,238,490	3.9665% [1.9600%]	-	-	18,722	10,305		10,305	74,623	(55,165)	-	-	16,079		0001.....
Currency swap - Rec fixed USD [Pay fixed EUR] ; 2017-FXS-366114	W4662REN2 INTRUM JUSTITIA AB	D 1.....	Currency	Bank of America NA B4TYDEB6GKMZ0031MB27..	06/19/2017....	07/15/2022....	-	1,003,500	4.2500% [3.1250%]	-	-	8,300	(50,714)		(50,714)	877	(45,135)	-	-	6,711		0001.....
Currency swap - Rec fixed USD [Pay fixed GBP] ; 2017-FXS-364055	G2479@AH2 COVENT GARDEN GROUP HOLDINGS L	D 1.....	Currency	Citibank NA..... E57ODZWZ7FF32TWEFA76..	06/06/2017....	08/31/2032....	-	2,762,760	4.2075% [2.9600%]	-	-	25,391	205,187		205,187	154,494	68,533	-	-	47,705		0001.....
Currency swap - Rec fixed USD [Pay fixed GBP] ; 2017-FXS-366127	G7612#AA2 ROCK RAIL SOUTH WESTERN PLC	D 1.....	Currency	Citibank NA..... E57ODZWZ7FF32TWEFA76..	06/19/2017....	06/18/2047....	-	7,343,379	5.4750% [3.9380%]	-	-	64,055	683,481		683,481	586,879	66,581	-	-	189,836		0001.....

QE06

Statement for September 30, 2020 of the **Metropolitan Property and Casualty Insurance Company**  
**SCHEDULE DB - PART A - SECTION 1**

Showing all Options, Caps, Floors, Collars, Swaps and Forwards Open as of Current Statement Date

1	2	3	4	5	6	7	8	9	10	11	12	13	14	15	16	17	18	19	20	21	22	23
Description	Description of Item(s) Hedged, Used for Income Generation or Replicated	Schedule / Exhibit Identifier	Type(s) of Risk(s) (a)	Exchange, Counterparty or Central Clearinghouse	Trade Date	Date of Maturity or Expiration	Number of Contracts	Notional Amount	Strike Price, Rate of Index Received (Paid)	Cumulative Prior Year(s) Initial Cost of Undiscounted Premium (Received) Paid	Current Year Initial Cost of Undiscounted Premium (Received) Paid	Current Year Income	Book/Adjusted Carrying Value	Code	Fair Value	Unrealized Valuation Increase (Decrease)	Total Foreign Exchange Change in B./A.C.V.	Current Year's (Amortization) / Accretion	Adjustment to Carrying Value of Hedged Items	Potential Exposure	Credit Quality of Reference Entity	Hedge Effectiveness at Inception and at Year-end (b)
Currency swap - Rec fixed USD [Pay fixed GBP]; 2017-FXS-367139	G7612#AA2 ROCK RAIL SOUTH WESTERN PLC	D 1.....	Currency	Deutsche Bank AG 7LTWFZYICNSX8D621K86....	06/27/2017....	12/31/2020....	-	551,033	1.0650% [1.0500%]	-	-	729	(10)		(10)	(30,948)	13,784	-	-	1,383		0001.....
1139999999. Total-Swaps-Hedging Other-Foreign Exchange.....										0	0	127,360	971,525	XXX	971,525	815,111	23,523	0	0	268,137	XXX	XXX
1169999999. Total-Swaps-Hedging Other.....										0	0	127,360	971,525	XXX	971,525	815,111	23,523	0	0	268,137	XXX	XXX
<b>Swaps - Replications - Credit Default</b>																						
Credit Default Swap - Rec 1.0000 [PAY 0.0000];CDX.NA.IG.35; 2020-RCDS-506971	990506971 CDX.NA.IG.35.....	DB C.....	Credit.....	Ice Clear US Inc... 549300HWWWR1D8OTS2G29..	09/22/2020....	12/20/2025....	-	80,000,000	1.0000 [0.0000]	-	1,960,117	15,556	1,952,948	XXX	1,675,885	-	-	(7,169)	-	80,000,000	1Z.....	N/A.....
1189999999. Total-Swaps-Replications-Credit Default.....										0	1,960,117	15,556	1,952,948	XXX	1,675,885	0	0	(7,169)	0	80,000,000	XXX	XXX
1229999999. Total-Swaps-Replications.....										0	1,960,117	15,556	1,952,948	XXX	1,675,885	0	0	(7,169)	0	80,000,000	XXX	XXX
<b>Total - Swaps</b>																						
1369999999. Total-Swaps-Credit Default.....										0	1,960,117	15,556	1,952,948	XXX	1,675,885	0	0	(7,169)	0	80,000,000	XXX	XXX
1379999999. Total-Swaps-Foreign Exchange.....										0	0	776,415	4,789,225	XXX	8,362,562	815,111	661,360	0	0	1,199,879	XXX	XXX
1409999999. Total-Swaps.....										0	1,960,117	791,970	6,742,173	XXX	10,038,447	815,111	661,360	(7,169)	0	81,199,879	XXX	XXX
<b>Forwards - Hedging Other</b>																						
Currency Forward - BUY USD SELL EUR; 2020-FOR-507302	Joint Venture Interests Portfolio.....	BA.....	Currency	Barclays Bank PLC G5GSEF7VJP5I7OUK5573....	09/24/2020....	10/28/2020....	-	14,671,750	0.8561.....	-	-	-	(63,797)		(63,797)	(7,063)	(56,734)	-	-	20,318		0001.....
Currency Forward - BUY USD SELL GBP; 2020-FOR-507299	Joint Venture Interests Portfolio.....	BA.....	Currency	Barclays Bank PLC G5GSEF7VJP5I7OUK5573....	09/24/2020....	10/28/2020....	-	5,408,478	0.784.....	-	-	-	(73,836)		(73,836)	(843)	(72,994)	-	-	7,490		0001.....
1439999999. Total-Forwards-Hedging Other.....										0	0	0	(137,633)	XXX	(137,633)	(7,906)	(129,727)	0	0	27,808	XXX	XXX
1479999999. Total-Forwards.....										0	0	0	(137,633)	XXX	(137,633)	(7,906)	(129,727)	0	0	27,808	XXX	XXX
<b>Totals</b>																						
1689999999. Total-Hedging Effective-Excluding Variable Annuity Guarantees Under SSAP No. 108.....										0	0	649,055	3,817,700	XXX	7,391,037	0	637,837	0	0	931,741	XXX	XXX
1709999999. Total-Hedging Other.....										0	0	127,360	833,892	XXX	833,892	807,205	(106,204)	0	0	295,945	XXX	XXX
1719999999. Total-Replication.....										0	1,960,117	15,556	1,952,948	XXX	1,675,885	0	0	(7,169)	0	80,000,000	XXX	XXX
1759999999. TOTAL.....										0	1,960,117	791,970	6,604,540	XXX	9,900,814	807,205	531,633	(7,169)	0	81,227,687	XXX	XXX

QE06.1

(b)	Code	Financial or Economic Impact of the Hedge at the End of the Reporting Period
	0001	Hedges the currency risk of foreign currency denominated assets.

**SCHEDULE DB - PART B - SECTION 1**

Futures Contracts Open as of the Current Statement Date

1	2	3	4	5	6	7	8	9	10	11	12	13	14	Highly Effective Hedges			18	19	20	21	22
														15	16	17					
Ticker Symbol	Number of Contracts	Notional Amount	Description	Description of Item(s) Hedged, Used for Income Generation or Replicated	Schedule / Exhibit Identifier	Type(s) of Risk(s) (a)	Date of Maturity or Expiration	Exchange	Trade Date	Transaction Price	Reporting Date Price	Fair Value	Book/Adjusted Carrying Value	Cumulative Variation Margin	Deferred Variation Margin	Change in Variation Margin Gain (Loss) Used to Adjust Basis of Hedged Item	Cumulative Variation Margin for All Other Hedges	Change in Variation Margin Gain (Loss) Recognized in Current Year	Potential Exposure	Hedge Effectiveness at Inception and at Year-end (b)	Value of One (1) Point

**NONE**

QE07

**SCHEDULE DB - PART D - SECTION 1**

Counterparty Exposure for Derivative Instruments Open as of Current Statement Date

1 Description of Exchange, Counterparty or Central Clearinghouse	2 Master Agreement (Y or N)	3 Credit Support Annex (Y or N)	4 Fair Value of Acceptable Collateral	Book Adjusted Carrying Value			Fair Value			11 Potential Exposure	12 Off-Balance Sheet Exposure	
				5 Contracts with Book/Adjusted Carrying Value > 0	6 Contracts with Book/Adjusted Carrying Value < 0	7 Exposure Net of Collateral	8 Contracts with Fair Value > 0	9 Contracts with Fair Value < 0	10 Exposure Net of Collateral			
<b>NAIC 1 Designation</b>												
Bank of America NA.....	B4TYDEB6GKMZO031MB27	Y.....	Y.....	.....300,000	.....67,135	.....(50,714)	.....0	.....432,131	.....(50,714)	.....81,416	.....142,049	.....0
Barclays Bank PLC.....	G5GSEF7VJP5I7OUK5573...	Y.....	Y.....	.....1,650,000	.....41,160	.....(202,313)	.....0	.....1,446,892	.....(137,633)	.....0	.....375,939	.....0
Citibank NA.....	E57ODZWZ7FF32TWEFA76	Y.....	Y.....	.....5,581,000	.....3,563,035	.....(233,250)	.....0	.....4,935,220	-	.....0	.....645,949	.....0
0299999999. Total NAIC 1 Designation.....				.....7,531,000	.....3,671,330	.....(486,278)	.....0	.....6,814,243	.....(188,348)	.....81,416	.....1,163,938	.....0
<b>NAIC 2 Designation</b>												
Deutsche Bank AG.....	7LTWFZYICNSX8D621K86..	Y.....	Y.....	.....1,618,574	.....1,466,550	.....(10)	.....0	.....1,599,044	.....(10)	.....0	.....63,749	.....0
0399999999. Total NAIC 2 Designation.....				.....1,618,574	.....1,466,550	.....(10)	.....0	.....1,599,044	.....(10)	.....0	.....63,749	.....0
0899999999. Aggregate Sum of Central Clearinghouse.....	XXX	XXX	XXX	.....1,640,880	.....1,952,948	-	.....312,068	.....1,675,885	-	.....35,005	.....80,000,000	.....80,000,000
0999999999. Gross Totals.....				.....10,790,454	.....7,090,828	.....(486,288)	.....312,068	.....10,089,172	.....(188,358)	.....116,421	.....81,227,687	.....80,000,000
1. Offset per SSAP No. 64.....					-	-						
2. Net after right of offset per SSAP No. 64.....					.....7,090,828	.....(486,288)						

QE08

**SCHEDULE DB - PART D - SECTION 2**

Collateral for Derivative Instruments Open as of Current Statement Date

1	2	3	4	5	6	7	8	9
Exchange, Counterparty or Central Clearinghouse	Type of Asset Pledged	CUSIP Identification	Description	Fair Value	Par Value	Book/Adjusted Carrying Value	Maturity Date	Type of Margin (I, V or IV)
<b>Collateral Pledged by Reporting Entity</b>								
Wells Fargo Securities LLC.....	VYVCKR63DVZZN70PB21...	Treasury .....	912828 S7 6 UNITED STATES TREASURY .....	3,025,020	3,000,000	3,023,950	07/31/2021.	I.....
Wells Fargo Securities LLC.....	VYVCKR63DVZZN70PB21...	Treasury .....	912810 QZ 4 UNITED STATES TREASURY .....	546,947	404,000	398,085	02/15/2043.	I.....
0199999999. Totals.....				3,571,966	3,404,000	3,422,035	XXX	XXX
<b>Collateral Pledged to Reporting Entity</b>								
Bank of America NA.....	B4TYDEB6GKMZO031MB27..	Cash.....	Cash.....	300,000	300,000	XXX		V.....
Barclays Bank PLC.....	G5GSEF7VJP5I7OUK5573...	Cash.....	Cash.....	1,650,000	1,650,000	XXX		V.....
Citibank NA.....	E57ODZWZ7FF32TWEFA76..	Cash.....	Cash.....	3,751,000	3,751,000	XXX		V.....
Citibank NA.....	E57ODZWZ7FF32TWEFA76..	Cash.....	Cash.....	1,830,000	1,830,000	XXX		V.....
Deutsche Bank AG.....	7LTFZYICNSX8D621K86...	Cash.....	Cash.....	1,618,574	1,618,574	XXX		V.....
Ice Clear US Inc.....	549300HWWR1D8OTS2G29..	Cash.....	Cash.....	1,640,880	1,640,880	XXX		V.....
0299999999. Totals.....				10,790,454	10,790,454	XXX	XXX	XXX

QE09

**Sch. DB - Pt. E**  
**NONE**

**Sch. DL - Pt. 1**  
**NONE**

Statement for September 30, 2020 of the **Metropolitan Property and Casualty Insurance Company**  
**SCHEDULE DL - PART 2**

**SECURITIES LENDING COLLATERAL ASSETS**

Reinvested Collateral Assets Owned Current Statement Date

(Securities lending collateral assets included on Schedules A, B, BA, D, DB and E and not reported in aggregate on Line 10 of the Assets page)

1	2	3	4	5	6	7
CUSIP Identification	Description	Code	NAIC Designation and Administrative Symbol	Fair Value	Book/Adjusted Carrying Value	Maturity Date
<b>U.S. Spec. Rev. &amp; Spec. Assessment Oblig. and all Non-Guar. Oblig. of Agencies &amp; Authorities of Govts &amp; Their U.S. Political Subdivisions - Issuer Obligations</b>						
3134GW E2 8	FEDERAL HOME LOAN MORTGAGE COR.....		1.....	9,990,765	10,000,000	09/02/2025.....
2599999	U.S. Special Revenue & Assessment Obligations.....			9,990,765	10,000,000	XXX
<b>U.S. Spec. Rev. &amp; Spec. Assessment Oblig. and all Non-Guar. Oblig. of Agencies &amp; Authorities of Govts &amp; Their U.S. Political Subdivisions - Residential Mortgage-Backed Securities</b>						
3132A5 JS 5	FEDERAL HOME LOAN MORTGAGE COR.....		1.....	4,438,034	4,211,739	06/01/2048.....
3133KJ 3W 0	FEDERAL HOME LOAN MORTGAGE COR.....		1.....	10,558,990	10,560,560	09/01/2050.....
3140H3 7J 9	FEDERAL NATIONAL MORTGAGE ASSO.....		1.....	15,414,418	14,248,566	04/01/2048.....
3140Q8 AH 8	FEDERAL NATIONAL MORTGAGE ASSO.....		1.....	19,045,671	17,862,075	12/01/2047.....
3140QA AJ 9	FEDERAL NATIONAL MORTGAGE ASSO.....		1.....	2,988,227	2,839,993	05/01/2048.....
3140QB TF 5	FEDERAL NATIONAL MORTGAGE ASSO.....		1.....	5,425,679	5,217,891	09/01/2049.....
3140QC K8 8	FEDERAL NATIONAL MORTGAGE ASSO.....		1.....	4,842,251	4,601,111	12/01/2049.....
3140QC QC 3	FEDERAL NATIONAL MORTGAGE ASSO.....		1.....	4,826,959	4,655,023	01/01/2050.....
3140X4 UK 0	FEDERAL NATIONAL MORTGAGE ASSO.....		1.....	4,605,121	4,418,571	08/01/2049.....
31418C XN 9	FEDERAL NATIONAL MORTGAGE ASSO.....		1.....	4,413,411	4,156,536	06/01/2048.....
2699999	U.S. Special Revenue - Residential Mortgage-Backed Securities.....			76,558,761	72,772,065	XXX
3199999	Total - U.S. Special Revenue & Special Assessment Obligations.....			86,549,526	82,772,065	XXX
<b>Industrial &amp; Miscellaneous (Unaffiliated) - Issuer Obligations</b>						
04317@ BC 1	ARTHUR J GALLAGHER&CO.....		2PL.....	7,500,000	7,500,000	06/13/2024.....
126650 DD 9	CVS HEALTH CORP.....		2FE.....	5,012,500	5,000,000	03/09/2021.....
17401Q AR 2	CITIZENS BANK NA.....		2FE.....	10,106,714	10,000,000	03/29/2023.....
23636A AQ 4	DANSKE BANK AS.....		2FE.....	9,921,454	10,000,000	09/12/2023.....
345397 YY 3	FORD MOTOR CREDIT COMPANY LLC.....		3FE.....	8,868,417	8,868,417	04/05/2021.....
355145 B# 9	FRANKLIN UNIVERSAL TRUST.....		1FE.....	5,453,871	5,000,000	09/15/2023.....
999999 99 8	Summary Adjustment.....		2Z.....	(1)	(1)	10/01/2021.....
3299999	Industrial & Miscellaneous (Unaffiliated) - Issuer Obligations.....			46,862,955	46,368,416	XXX
<b>Industrial &amp; Miscellaneous (Unaffiliated) - Residential Mortgage-Backed Securities</b>						
07331Q AA 5	BAYVIEW OPPORTUNITY MASTER FUN.....		1FM.....	2,783,344	2,741,921	06/28/2053.....
46645G AE 8	JP MORGAN MORTGAGE TRUST JPMMT.....		1FM.....	361,441	356,802	10/01/2045.....
61744C PK 6	MORGAN STANLEY ABS CAPITAL I M.....		1FM.....	880,223	884,289	03/25/2035.....
61764G AG 7	MORGAN STANLEY REREMIC TRUST M.....		1FE.....	1,179,429	1,184,298	01/02/2051.....
76119H AA 8	RESIMAC MBS TRUST RESI_18-1A.....		1FE.....	645,727	648,328	11/10/2049.....
86358E KX 3	STRUCTURED ASSET INVESTMENT LO.....		1FM.....	316,296	321,946	09/25/2034.....
86359B MW 8	WELLS FARGO HOME EQUITY TRUST.....		1FM.....	389,810	401,597	04/25/2034.....
97655J AH 5	WINWATER MORTGAGE LOAN TRUST W.....		1FM.....	824,408	816,940	01/03/2046.....
3399999	Industrial & Miscellaneous (Unaffiliated) - Residential Mortgage-Backed Securities.....			7,380,678	7,356,121	XXX
<b>Industrial &amp; Miscellaneous (Unaffiliated) - Commercial Mortgage-Backed Securities</b>						
04410R AG 1	ASHFORD HOSPITALITY TRUST INC.....		1FM.....	1,631,481	1,750,000	04/15/2035.....
04410R AJ 5	ASHFORD HOSPITALITY TRUST INC.....		1FM.....	902,874	1,000,000	04/15/2035.....
05607K AA 9	BXMT_17-FL1.....		1FE.....	918,289	920,577	06/15/2035.....
10482T AG 7	BRAEMAR HOTELS & RESORTS TRUST.....		1FM.....	930,210	1,000,000	06/15/2035.....
23306G AC 1	DBGS MORTGAGE TRUST DBGS_18-BI.....		1FM.....	916,490	925,830	05/15/2035.....
23306G AE 7	DBGS MORTGAGE TRUST DBGS_18-BI.....		1FM.....	912,127	922,720	05/15/2035.....
33830C AC 4	DBGS MORTGAGE TRUST DBGS_18-5B.....		1FE.....	2,457,225	2,494,593	06/15/2033.....
36255C AA 7	GPMT 2018-FL1 LTD GPMT_18-FL1.....		1FE.....	270,826	272,185	12/19/2035.....
61691K AG 6	MORGAN STANLEY CAPITAL I TRUST.....		1FM.....	938,779	1,000,000	11/15/2034.....
61691K AJ 0	MORGAN STANLEY CAPITAL I TRUST.....		1FM.....	922,100	1,000,000	11/15/2034.....
3499999	Industrial & Miscellaneous - Commercial Mortgage-Backed Securities.....			10,800,401	11,285,905	XXX
<b>Industrial &amp; Miscellaneous (Unaffiliated) - Other Loan-Backed and Structured Securities</b>						
04016V AA 3	ARES CLO LTD ARES_18-47A.....		1FE.....	983,476	1,000,000	04/15/2030.....
056162 AN 0	BABSON CLO LTD BABS_N_15-1A.....		1FE.....	987,010	1,000,000	01/20/2031.....
12550M AJ 9	CIFC FUNDING LTD CIFC_15-3A.....		1FE.....	988,110	1,000,000	04/19/2029.....
28852E AA 7	ELLINGTON CLO I LTD ECL_17-2A.....		1FE.....	6,213,342	6,287,089	02/15/2029.....
33883G AA 5	FLATIRON CLO LTD FLAT_18-1A.....		1FE.....	979,685	1,000,000	04/17/2031.....
36320U AC 4	GALAXY CLO LTD GALXY_18-27A.....		1FE.....	984,994	1,000,000	05/16/2031.....
36321B AA 9	GALAXY CLO LTD GALXY_17-24A.....		1FE.....	984,860	1,000,000	01/15/2031.....
36321B AB 7	GALAXY CLO LTD GALXY_17-24A.....		1FE.....	973,395	1,000,000	01/15/2031.....
38175B AA 2	GOLUB CAPITAL PARTNERS CLO LTD.....		1FE.....	965,564	1,000,000	02/05/2031.....
38175C AA 0	GOLUB CAPITAL PARTNERS CLO LTD.....		1FE.....	1,928,124	2,000,000	01/25/2031.....
38175C AC 6	GOLUB CAPITAL PARTNERS CLO LTD.....		1FE.....	922,697	1,000,000	01/25/2031.....
50188Q AE 1	LCM LTD PARTNERSHIP LCM_19A.....		1FE.....	989,226	1,006,132	07/15/2027.....
83608G AQ 9	SOUND POINT CLO LTD SNDPT_13-1.....		1FE.....	955,979	1,000,000	01/26/2031.....
83609T AA 5	SOUND POINT CLO LTD SNDPT_17-4.....		1FE.....	1,961,820	2,000,000	01/20/2031.....
88390A AT 7	WIND RIVER CLO LTD WINDR_14-2A.....		1FE.....	985,084	1,000,000	01/15/2031.....
88390A AV 2	WIND RIVER CLO LTD WINDR_14-2A.....		1FE.....	989,359	1,000,000	01/15/2031.....
88390A AX 8	WIND RIVER CLO LTD WINDR_14-2A.....		1FE.....	955,540	1,000,000	01/15/2031.....
3599999	Industrial & Miscellaneous - Other Loan-Backed and Structured Securities.....			23,748,265	24,293,221	XXX
3899999	Total - Industrial & Miscellaneous (Unaffiliated).....			88,792,299	89,303,663	XXX
<b>Bank Loans - Unaffiliated Acquired</b>						
85236H AB 5	STADCO LA LLC.....		2.....	5,783,080	5,783,080	06/29/2023.....
6199999	Unaffiliated Bank Loans - Acquired.....			5,783,080	5,783,080	XXX
6299999	Total - Unaffiliated Bank Loans.....			5,783,080	5,783,080	XXX
<b>Totals</b>						
6399999	Total - Issuer Obligations.....			56,853,720	56,368,416	XXX
6499999	Total - Residential Mortgage-Backed Securities.....			83,939,439	80,128,186	XXX
6599999	Total - Commercial Mortgage-Backed Securities.....			10,800,401	11,285,905	XXX
6699999	Total - Other Loan-Backed and Structured Securities.....			23,748,265	24,293,221	XXX
6999999	Total - Unaffiliated Bank Loans.....			5,783,080	5,783,080	XXX

**SCHEDULE DL - PART 2**

**SECURITIES LENDING COLLATERAL ASSETS**

Reinvested Collateral Assets Owned Current Statement Date

(Securities lending collateral assets included on Schedules A, B, BA, D, DB and E and not reported in aggregate on Line 10 of the Assets page)

1	2	3	4	5	6	7
CUSIP Identification	Description	Code	NAIC Designation and Administrative Symbol	Fair Value	Book/Adjusted Carrying Value	Maturity Date
7099999	Subtotal - Bonds.....			181,124,905	177,858,808	XXX
<b>Short-Term Invested Assets (Schedule DA Type)</b>						
000000	00 0 UNITED STATES TREASURY .....	@.....		999,998	999,996	10/01/2020.....
8999999	Total - Short-Term Invested Assets (Schedule DA Type).....			999,998	999,996	XXX
<b>Cash (Schedule E Part 1 Type)</b>						
000000	00 0 Cash.....			55,862	55,862	
9099999	Total - Cash (Schedule E Part 1 Type).....			55,862	55,862	XXX
<b>Cash Equivalents (Schedule E Part 2 Type)</b>						
912796	2J 7 UNITED STATES TREASURY .....	@.....		4,399,989	4,399,984	10/01/2020.....
912796	2T 5 UNITED STATES TREASURY .....	@.....		19,498,635	19,498,859	10/29/2020.....
912796	4K 2 UNITED STATES TREASURY .....	@.....		399,978	399,977	10/27/2020.....
9199999	Total - Cash Equivalents (Schedule E Part 2 Type).....			24,298,602	24,298,819	XXX
9999999	Totals.....			206,479,367	203,213,485	XXX

General Interrogatories:

- The activity for the year: Fair Value \$.....(20,154,908) Book/Adjusted Carrying Value \$.....(21,386,359)
- Average balance for the year: Fair Value \$.....210,971,515 Book/Adjusted Carrying Value \$.....210,971,515



Statement for September 30, 2020 of the **Metropolitan Property and Casualty Insurance Company**  
**SCHEDULE E - PART 1 - CASH**

Month End Depository Balances

1 Depository	2 Code	3 Rate of Interest	4 Amount of Interest Received During Current Quarter	5 Amount or interest Accrued at Current Statement Date	Book Balance at End of Each Month During Current Quarter			9 *
					6 First Month	7 Second Month	8 Third Month	
<b>Open Depositories</b>								
Bank of America, NA.....	New York, NY.....				2,274,649	2,893,932	2,891,740	XXX
Citibank, NA.....	New York, NY.....				(121,959,643)	(132,290,675)	(136,256,037)	XXX
Federal Home Loan Bank.....	Boston, MA.....				113,297	7,859,219	113,333	XXX
JPMorgan Chase Bank, NA.....	New York, NY.....				18,777,583	18,721,171	3,202,059	XXX
Wells Fargo.....	San Francisco, CA.....				7,866,075	7,387,161	8,505,418	XXX
Bank One.....	Columbus, OH.....				933,434	922,932	(838,655)	XXX
First Union.....	Philadelphia, PA.....				2,765,593	5,348,348	3,598,039	XXX
0199998. Deposits in.....1 depositories that do not exceed the allowable limit in any one depository (see Instructions) - Open Depositories.....	XXX	XXX			10,000	10,000	10,000	XXX
0199999. Total Open Depositories.....	XXX	XXX	0	0	(89,219,012)	(89,147,912)	(118,774,103)	XXX
0399999. Total Cash on Deposit.....	XXX	XXX	0	0	(89,219,012)	(89,147,912)	(118,774,103)	XXX
0499999. Cash in Company's Office.....	XXX	XXX	XXX	XXX	17,500	17,500	17,500	XXX
0599999. Total Cash.....	XXX	XXX	0	0	(89,201,512)	(89,130,412)	(118,756,603)	XXX

Statement for September 30, 2020 of the **Metropolitan Property and Casualty Insurance Company**  
**SCHEDULE E - PART 2 - CASH EQUIVALENTS**

Show Investments Owned End of Current Quarter

1	2	3	4	5	6	7	8	9
CUSIP	Description	Code	Date Acquired	Rate of Interest	Maturity Date	Book/Adjusted Carrying Value	Amount of Interest Due & Accrued	Amount Received During Year
<b>U.S. Government Bonds - Issuer Obligations</b>								
	UNITED STATES TREASURY.....		09/11/2020.....		10/01/2020.....	4,399,984		1,234
	UNITED STATES TREASURY.....		09/28/2020.....		10/29/2020.....	30,498,227		354
	UNITED STATES TREASURY.....		09/21/2020.....		10/27/2020.....	399,977		11
0199999.	U.S. Government Bonds - Issuer Obligations.....					35,298,187	0	1,599
0599999.	Total - U.S. Government Bonds.....					35,298,187	0	1,599
<b>Total Bonds</b>								
7699999.	Subtotals - Issuer Obligations.....					35,298,187	0	1,599
8399999.	Subtotals - Bonds.....					35,298,187	0	1,599
8899999.	Total - Cash Equivalents.....					35,298,187	0	1,599

QE14