



PROPERTY AND CASUALTY COMPANIES – ASSOCIATION EDITION

QUARTERLY STATEMENT

AS OF SEPTEMBER 30, 2021
OF THE CONDITION AND AFFAIRS OF THE

METROPOLITAN GENERAL INSURANCE COMPANY

NAIC Group Code 0241 0241 NAIC Company Code 39950 Employer's ID Number 22-2342710
(Current) (Prior)

Organized under the Laws of Rhode Island State of Domicile or Port of Entry Rhode Island

Country of Domicile United States of America

Incorporated/Organized June 30, 1980

Statutory Home Office 700 Quaker Lane Warwick, RI 02886-6669
(Street and Number) (City or Town, State and Zip Code)

Main Administrative Office 700 Quaker Lane
(Street and Number) Warwick, RI 02886-6669 401-827-2400
(City or Town, State and Zip Code) (Area Code) (Telephone Number)

Mail Address 18210 Crane Nest Drive, 3rd Floor Tampa, FL 33647
(Street and Number or P.O. Box) (City or Town, State and Zip Code)

Primary Location of Books and Records 700 Quaker Lane
(Street and Number) Warwick, RI 02886-6669 401-827-2400
(City or Town, State and Zip Code) (Area Code) (Telephone Number)

Internet Web Site Address www.metlife.com

Statutory Statement Contact Nicole Kolitsopoulos 813-983-4100
(Name) (Area Code) (Telephone Number)

nsackedis@metlife.com 813-983-4404
(E-mail Address) (Fax Number)

OFFICERS

President INGRID ELIZABETH TOLENTINO # Secretary STEPHANIE ELAINE DONCOV #

Assistant Vice President and Chief Financial Officer FELICIA ANN SURTEL # Treasurer CHARLES PATRICK CONNERY

OTHER

ZULFI SHAFAT AHMED ROGER CARL ELDER # CHARLES SHERIDAN SCULLY
Sr. Vice President & Chief Information Security Officer Vice President and General Counsel Executive Vice President & Executive Investment Officer

RICHARD ANDREW STEVENS
Vice President and Controller

DIRECTORS OR TRUSTEES

KATHLEEN GRANT BLAKELY # FELICIA ANN SURTEL # INGRID ELIZABETH TOLENTINO #
UDAY SARMA TUMULURI #

State of OHIO
County of Kings } SS

STATE OF NY
COUNTY OF NY

The officers of this reporting entity being duly sworn, each depose and say that they are the described officers of said reporting entity, and that on the reporting period stated above, all of the herein described assets were the absolute property of the said reporting entity, free and clear from any liens or claims thereon, except as herein stated, and that this statement, together with related exhibits, schedules and explanations therein contained, annexed or referred to, is a full and true statement of all the assets and liabilities and of the condition and affairs of the said reporting entity as of the reporting period stated above, and of its income and deductions there from for the period ended, and have been completed in accordance with the NAIC Quarterly Statement Instructions and Accounting Practices and Procedures manual except to the extent that: (1) state law may differ; or, (2) that state rules or regulations require differences in reporting not related to accounting practices and procedures, according to the best of their information, knowledge and belief, respectively. Furthermore, the scope of this attestation by the described officers also includes the related corresponding electronic filing with the NAIC, when required, that is an exact copy (except for formatting differences due to electronic filing) of the enclosed statement. The electronic filing may be requested by various regulators in lieu of or in addition to the enclosed statement.

Ingrid Tolentino
INGRID ELIZABETH TOLENTINO #
President

Stephanie Elaine Doncov
STEPHANIE ELAINE DONCOV #
Secretary

Felicia Ann Surtel
FELICIA ANN SURTEL #
Asst. Vice President and Chief Financial Officer

Subscribed and sworn to before me this
5th day of October, 2021.
Jennifer L. McKeegan
Notary for Tolentino and Surtel

CHRISTIAN F ZONGO
Notary Public - State of New York
No. 01Z06231717
Qualified in Kings County
My Commission Expires Nov. 29, 2022

Subscribed and sworn to before me this
7 day of October, 2021.
Christian F. Zongo
Notary for Doncov

Jennifer L. McKeegan, Attorney at Law
Notary Public - State of Ohio
My commission has no expiration date. R.C. §147.03

- a. Is this an original filing? Yes [X] No []
b. If no,
1. State the amendment number _____
2. Date filed _____
3. Number of pages attached _____

ASSETS

	Current Statement Date			4
	1	2	3	December 31 Prior Year Net Admitted Assets
	Assets	Nonadmitted Assets	Net Admitted Assets (Cols. 1 - 2)	
1. Bonds.....	32,062,947		32,062,947	33,375,762
2. Stocks:				
2.1 Preferred stocks.....			0	
2.2 Common stocks.....			0	
3. Mortgage loans on real estate:				
3.1 First liens.....			0	
3.2 Other than first liens.....			0	
4. Real estate:				
4.1 Properties occupied by the company (less \$.....0 encumbrances).....			0	
4.2 Properties held for the production of income (less \$.....0 encumbrances).....			0	
4.3 Properties held for sale (less \$.....0 encumbrances).....			0	
5. Cash (\$.....658,313), cash equivalents (\$.....0) and short-term investments (\$.....5,999,200).....	6,657,513		6,657,513	1,543,732
6. Contract loans (including \$.....0 premium notes).....			0	
7. Derivatives.....			0	
8. Other invested assets.....			0	
9. Receivables for securities.....			0	
10. Securities lending reinvested collateral assets.....			0	
11. Aggregate write-ins for invested assets.....	0	0	0	0
12. Subtotals, cash and invested assets (Lines 1 to 11).....	38,720,460	0	38,720,460	34,919,494
13. Title plants less \$.....0 charged off (for Title insurers only).....			0	
14. Investment income due and accrued.....	304,552		304,552	235,719
15. Premiums and considerations:				
15.1 Uncollected premiums and agents' balances in the course of collection.....	156,263	49,473	106,790	126,052
15.2 Deferred premiums, agents' balances and installments booked but deferred and not yet due (including \$.....0 earned but unbilled premiums).....	35,428,981	15,143	35,413,838	5,491,656
15.3 Accrued retrospective premiums (\$.....0) and contracts subject to redetermination (\$.....0).....			0	
16. Reinsurance:				
16.1 Amounts recoverable from reinsurers.....			0	
16.2 Funds held by or deposited with reinsured companies.....			0	
16.3 Other amounts receivable under reinsurance contracts.....			0	
17. Amounts receivable relating to uninsured plans.....			0	
18.1 Current federal and foreign income tax recoverable and interest thereon.....	1,264,492		1,264,492	0
18.2 Net deferred tax asset.....	223,401	187,191	36,210	65,922
19. Guaranty funds receivable or on deposit.....			0	
20. Electronic data processing equipment and software.....			0	
21. Furniture and equipment, including health care delivery assets (\$.....0).....			0	
22. Net adjustment in assets and liabilities due to foreign exchange rates.....			0	
23. Receivables from parent, subsidiaries and affiliates.....	2,668,318		2,668,318	0
24. Health care (\$.....0) and other amounts receivable.....			0	
25. Aggregate write-ins for other than invested assets.....	107,812	107,812	0	0
26. Total assets excluding Separate Accounts, Segregated Accounts and Protected Cell Accounts (Lines 12 through 25).....	78,874,279	359,619	78,514,660	40,838,843
27. From Separate Accounts, Segregated Accounts and Protected Cell Accounts.....			0	
28. Total (Lines 26 and 27).....	78,874,279	359,619	78,514,660	40,838,843

DETAILS OF WRITE-INS

1101.....			0	
1102.....			0	
1103.....			0	
1198. Summary of remaining write-ins for Line 11 from overflow page.....	0	0	0	0
1199. Totals (Lines 1101 thru 1103 plus 1198) (Line 11 above).....	0	0	0	0
2501. Prepaid expenses.....	107,812	107,812	0	0
2502.....			0	
2503.....			0	
2598. Summary of remaining write-ins for Line 25 from overflow page.....	0	0	0	0
2599. Totals (Lines 2501 thru 2503 plus 2598) (Line 25 above).....	107,812	107,812	0	0

LIABILITIES, SURPLUS AND OTHER FUNDS

	1 Current Statement Date	2 December 31 Prior Year
1. Losses (current accident year \$.....6,498,276).....	7,004,986	
2. Reinsurance payable on paid losses and loss adjustment expenses.....		
3. Loss adjustment expenses.....		
4. Commissions payable, contingent commissions and other similar charges.....		
5. Other expenses (excluding taxes, licenses and fees).....		
6. Taxes, licenses and fees (excluding federal and foreign income taxes).....	282,068	0
7.1 Current federal and foreign income taxes (including \$.....0 on realized capital gains (losses)).....	0	214,315
7.2 Net deferred tax liability.....		
8. Borrowed money \$.....0 and interest thereon \$.....0.....		
9. Unearned premiums (after deducting unearned premiums for ceded reinsurance of \$.....7,291,349 and including warranty reserves of \$.....0 and accrued accident and health experience rating refunds including \$.....0 for medical loss ratio rebate per the Public Health Service Act).....	24,296,166	0
10. Advance premium.....		
11. Dividends declared and unpaid:		
11.1 Stockholders.....		
11.2 Policyholders.....		
12. Ceded reinsurance premiums payable (net of ceding commissions).....	5,954,644	5,715,527
13. Funds held by company under reinsurance treaties.....		
14. Amounts withheld or retained by company for account of others.....		
15. Remittances and items not allocated.....		
16. Provision for reinsurance (including \$.....0 certified).....		
17. Net adjustments in assets and liabilities due to foreign exchange rates.....		
18. Drafts outstanding.....		
19. Payable to parent, subsidiaries and affiliates.....	406,224	2,882
20. Derivatives.....		
21. Payable for securities.....	151,590	0
22. Payable for securities lending.....		
23. Liability for amounts held under uninsured plans.....		
24. Capital notes \$.....0 and interest thereon \$.....0.....		
25. Aggregate write-ins for liabilities.....	0	0
26. Total liabilities excluding protected cell liabilities (Lines 1 through 25).....	38,095,678	5,932,724
27. Protected cell liabilities.....		
28. Total liabilities (Lines 26 and 27).....	38,095,678	5,932,724
29. Aggregate write-ins for special surplus funds.....	0	0
30. Common capital stock.....	3,000,000	3,000,000
31. Preferred capital stock.....		
32. Aggregate write-ins for other than special surplus funds.....	0	0
33. Surplus notes.....		
34. Gross paid in and contributed surplus.....	23,373,499	23,373,499
35. Unassigned funds (surplus).....	14,045,483	8,532,620
36. Less treasury stock, at cost:		
36.10.000 shares common (value included in Line 30 \$.....0).....		
36.20.000 shares preferred (value included in Line 31 \$.....0).....		
37. Surplus as regards policyholders (Lines 29 to 35, less 36).....	40,418,982	34,906,119
38. Totals (Page 2, Line 28, Col. 3).....	78,514,660	40,838,843

DETAILS OF WRITE-INS

2501.		
2502.		
2503.		
2598. Summary of remaining write-ins for Line 25 from overflow page.....	0	0
2599. Totals (Lines 2501 thru 2503 plus 2598) (Line 25 above).....	0	0
2901.		
2902.		
2903.		
2998. Summary of remaining write-ins for Line 29 from overflow page.....	0	0
2999. Totals (Lines 2901 thru 2903 plus 2998) (Line 29 above).....	0	0
3201.		
3202.		
3203.		
3298. Summary of remaining write-ins for Line 32 from overflow page.....	0	0
3299. Totals (Lines 3201 thru 3203 plus 3298) (Line 32 above).....	0	0

STATEMENT OF INCOME

	1 Current Year to Date	2 Prior Year to Date	3 Prior Year Ended December 31
UNDERWRITING INCOME			
1. Premiums earned:			
1.1 Direct..... (written \$.....16,057,090).....	12,788,637	11,638,424	15,746,888
1.2 Assumed..... (written \$.....67,786,457).....	46,592,92500
1.3 Ceded..... (written \$.....12,506,507).....	12,340,689	11,638,424	15,746,888
1.4 Net..... (written \$.....71,337,040).....	47,040,87300
DEDUCTIONS:			
2. Losses incurred (current accident year \$.....15,798,937):			
2.1 Direct.....	7,333,304	5,381,050	5,809,867
2.2 Assumed.....	17,774,34100
2.3 Ceded.....	6,975,648	5,381,050	5,809,867
2.4 Net.....	18,131,99700
3. Loss adjustment expenses incurred.....			
4. Other underwriting expenses incurred.....	22,435,37400
5. Aggregate write-ins for underwriting deductions.....	000
6. Total underwriting deductions (Lines 2 through 5).....	40,567,37100
7. Net income of protected cells.....			
8. Net underwriting gain (loss) (Line 1 minus Line 6 + Line 7).....	6,473,502	(0)	(0)
INVESTMENT INCOME			
9. Net investment income earned.....	663,813	781,715	1,026,409
10. Net realized capital gains (losses) less capital gains tax of \$.....81,544.....	(81,544)	70,033	70,096
11. Net investment gain (loss) (Lines 9 + 10).....	582,269	851,748	1,096,505
OTHER INCOME			
12. Net gain or (loss) from agents' or premium balances charged off (amount recovered \$.....0 amount charged off \$.....68,378).....	(68,378)	(146,801)	(166,126)
13. Finance and service charges not included in premiums.....	28,075	30,965	40,572
14. Aggregate write-ins for miscellaneous income.....	40,303	115,836	125,554
15. Total other income (Lines 12 through 14).....	000
16. Net income before dividends to policyholders, after capital gains tax and before all other federal and foreign income taxes (Lines 8 + 11 + 15).....	7,055,771	851,748	1,096,505
17. Dividends to policyholders.....			
18. Net income, after dividends to policyholders, after capital gains tax and before all other federal and foreign income taxes (Line 16 minus Line 17).....	7,055,771	851,748	1,096,505
19. Federal and foreign income taxes incurred.....	1,439,647	98,819	129,223
20. Net income (Line 18 minus Line 19) (to Line 22).....	5,616,124	752,929	967,282
CAPITAL AND SURPLUS ACCOUNT			
21. Surplus as regards policyholders, December 31 prior year.....	34,906,119	38,798,588	38,798,588
22. Net income (from Line 20).....	5,616,124	752,929	967,282
23. Net transfers (to) from Protected Cell accounts.....			
24. Change in net unrealized capital gains or (losses) less capital gains tax of \$.....0.....			
25. Change in net unrealized foreign exchange capital gain (loss).....			
26. Change in net deferred income tax.....	95,406	20,578	21,961
27. Change in nonadmitted assets.....	(198,667)	102,895	118,288
28. Change in provision for reinsurance.....			
29. Change in surplus notes.....			
30. Surplus (contributed to) withdrawn from protected cells.....			
31. Cumulative effect of changes in accounting principles.....			
32. Capital changes:			
32.1 Paid in.....			
32.2 Transferred from surplus (Stock Dividend).....			
32.3 Transferred to surplus.....			
33. Surplus adjustments:			
33.1 Paid in.....			
33.2 Transferred to capital (Stock Dividend).....			
33.3 Transferred from capital.....			
34. Net remittances from or (to) Home Office.....			
35. Dividends to stockholders.....	0	(5,000,000)	(5,000,000)
36. Change in treasury stock.....			
37. Aggregate write-ins for gains and losses in surplus.....	000
38. Change in surplus as regards policyholders (Lines 22 through 37).....	5,512,863	(4,123,598)	(3,892,469)
39. Surplus as regards policyholders, as of statement date (Lines 21 plus 38).....	40,418,982	34,674,990	34,906,119
DETAILS OF WRITE-INS			
0501.			
0502.			
0503.			
0598. Summary of remaining write-ins for Line 5 from overflow page.....	000
0599. Totals (Lines 0501 thru 0503 plus 0598) (Line 5 above).....	000
1401. Restated quota share - dividends, write-offs, payment fees.....	40,303	115,836	125,554
1402.			
1403.			
1498. Summary of remaining write-ins for Line 14 from overflow page.....	000
1499. Totals (Lines 1401 thru 1403 plus 1498) (Line 14 above).....	40,303	115,836	125,554
3701.			
3702.			
3703.			
3798. Summary of remaining write-ins for Line 37 from overflow page.....	000
3799. Totals (Lines 3701 thru 3703 plus 3798) (Line 37 above).....	000

CASH FLOW

	1 Current Year to Date	2 Prior Year To Date	3 Prior Year Ended December 31
CASH FROM OPERATIONS			
1. Premiums collected net of reinsurance.....	41,706,435		
2. Net investment income.....	670,391	802,214	1,175,461
3. Miscellaneous income.....			
4. Total (Lines 1 through 3).....	42,376,826	802,214	1,175,461
5. Benefit and loss related payments.....	11,127,011		
6. Net transfers to Separate Accounts, Segregated Accounts and Protected Cell Accounts.....			
7. Commissions, expenses paid and aggregate write-ins for deductions.....	22,153,306		
8. Dividends paid to policyholders.....			
9. Federal and foreign income taxes paid (recovered) net of \$.....0 tax on capital gains (losses).....	2,999,996		206,840
10. Total (Lines 5 through 9).....	36,280,313	0	206,840
11. Net cash from operations (Line 4 minus Line 10).....	6,096,513	802,214	968,621
CASH FROM INVESTMENTS			
12. Proceeds from investments sold, matured or repaid:			
12.1 Bonds.....	1,237,407	3,107,819	4,197,244
12.2 Stocks.....			
12.3 Mortgage loans.....			
12.4 Real estate.....			
12.5 Other invested assets.....			
12.6 Net gains or (losses) on cash, cash equivalents and short-term investments.....			
12.7 Miscellaneous proceeds.....	151,590		
12.8 Total investment proceeds (Lines 12.1 to 12.7).....	1,388,997	3,107,819	4,197,244
13. Cost of investments acquired (long-term only):			
13.1 Bonds.....		2,993,555	3,992,266
13.2 Stocks.....			
13.3 Mortgage loans.....			
13.4 Real estate.....			
13.5 Other invested assets.....			
13.6 Miscellaneous applications.....			
13.7 Total investments acquired (Lines 13.1 to 13.6).....	0	2,993,555	3,992,266
14. Net increase or (decrease) in contract loans and premium notes.....			
15. Net cash from investments (Line 12.8 minus Line 13.7 and Line 14).....	1,388,997	114,264	204,978
CASH FROM FINANCING AND MISCELLANEOUS SOURCES			
16. Cash provided (applied):			
16.1 Surplus notes, capital notes.....			
16.2 Capital and paid in surplus, less treasury stock.....			
16.3 Borrowed funds.....			
16.4 Net deposits on deposit-type contracts and other insurance liabilities.....			
16.5 Dividends to stockholders.....		3,105,566	3,105,566
16.6 Other cash provided (applied).....	(2,371,729)	(269)	(491)
17. Net cash from financing and miscellaneous sources (Lines 16.1 through 16.4 minus Line 16.5 plus Line 16.6).....	(2,371,729)	(3,105,835)	(3,106,057)
RECONCILIATION OF CASH, CASH EQUIVALENTS AND SHORT-TERM INVESTMENTS			
18. Net change in cash, cash equivalents and short-term investments (Line 11 plus Line 15 plus Line 17).....	5,113,781	(2,189,357)	(1,932,458)
19. Cash, cash equivalents and short-term investments:			
19.1 Beginning of year.....	1,543,732	3,476,190	3,476,190
19.2 End of period (Line 18 plus Line 19.1).....	6,657,513	1,286,833	1,543,732
Note: Supplemental disclosures of cash flow information for non-cash transactions:			
20.0001 Ceded reinsurance payable.....	109,654	300,437	402,762
20.0002 Agents balance in course of collection.....	67,559	18,434	4,709
20.0003 Deferred premiums.....	42,095	318,871	407,472
20.0004 Dividend paid in the form of bonds.....		1,873,073	1,873,073
20.0005 Dividend paid in the form of bonds due and accrued.....		21,361	21,361

NOTES TO THE FINANCIAL STATEMENTS**1. Summary of Significant Accounting Policies and Going Concern****A. Accounting Practices**

The accompanying financial statements of Metropolitan General Insurance Company (the “Company” or “MGEN”) have been prepared on the basis of accounting standards prescribed or permitted (“RI SAP”) by the State of Rhode Island (“RI”) Department of Business Regulation, Insurance Division (the “Department” or “RIDBR”).

The Department recognizes only the statutory accounting practices prescribed or permitted by Rhode Island in determining and reporting the financial condition and results of operations of an insurance company, in determining its solvency under the Rhode Island Insurance Law. In 2001, the National Association of Insurance Commissioners’ (“NAIC”) *Accounting Practices and Procedures Manual* (“NAIC SAP”) was adopted as the basis of RI SAP.

The Department has not adopted any prescribed accounting practices that differ from those found in NAIC SAP. A reconciliation of the Company’s net income and capital and surplus between RI SAP and NAIC SAP is as follows:

	SSAP Number ⁽¹⁾	Financial Statement Page	Financial Statement Line Number	For the Nine Months Ended September 30, 2021	For the Year Ended December 31, 2020
Net income, RI SAP				\$ 5,616,124	\$ 967,282
State prescribed practices: NONE				—	—
State permitted practices: NONE				—	—
Net income, NAIC SAP				<u>\$ 5,616,124</u>	<u>\$ 967,282</u>
				<u>September 30, 2021</u>	<u>December 31, 2020</u>
Statutory capital and surplus, RI SAP				\$ 40,418,982	\$ 34,906,119
State prescribed practices: NONE				—	—
State permitted practices: NONE				—	—
Statutory capital and surplus, NAIC SAP				<u>\$ 40,418,982</u>	<u>\$ 34,906,119</u>

⁽¹⁾ Statement of Statutory Accounting Principles (“SSAP”)

B. Use of Estimates in the Preparation of the Financial Statements

No significant change.

C. Accounting Policy

- (1) No significant change.
- (2) The Company did not sell and reacquire any NAIC Securities Valuation Office Identified Funds.
- (3) No significant change.
- (4) Redeemable preferred stocks are generally stated at amortized cost unless they have a NAIC rating designation of 3, 4, 5 or 6, in which case such stocks are stated at the lower of amortized cost or fair value. Perpetual preferred stocks are generally stated at fair value. Mandatory convertible preferred stocks are stated at fair value, not to exceed any currently effective call price, prior to conversion.
- (5) No significant change.
- (6) Mortgage-backed bonds, included in bonds, are generally stated at amortized cost using the scientific method unless they have a NAIC rating designation of 3, 4, 5, or 6, which are stated at the lower of amortized cost or fair value. Amortization of the discount or premium from the purchase of these securities considers the estimated timing and amount of prepayments of the underlying mortgage loans. Actual prepayment experience is periodically reviewed and effective yields are recalculated when differences arise between the prepayments originally anticipated and the actual prepayments received and currently anticipated. For credit-sensitive mortgage-backed and asset-backed bonds and certain prepayment-sensitive bonds (e.g., interest-only securities), the effective yield is recalculated on a prospective basis. For all other mortgage-backed and asset-backed bonds, the effective yield is recalculated on a retrospective basis.

For certain residential mortgage-backed securities (“RMBS”) and commercial mortgage-backed securities (“CMBS”), both an initial and final NAIC designation is determined on a security-by-security basis based on a range of values published by the NAIC. The initial designation is used to determine the carrying value of the RMBS or CMBS. RMBS and CMBS with initial designations of 1 or 2 are stated at amortized cost, while RMBS and CMBS with initial designations of 3, 4, 5 or 6 are stated at the lower of amortized cost or fair value. The final designation calculation compares this carrying value with a range of values, resulting in a final NAIC designation reported herein, which is used for all other accounting and reporting purposes.

(7-13) No significant change.

NOTES TO THE FINANCIAL STATEMENTS

D. Going Concern

Management does not have any substantial doubt about the Company's ability to continue as a going concern.

2. *Accounting Changes and Corrections of Errors*

No significant change.

3. *Business Combinations and Goodwill*

No significant change.

4. *Discontinued Operations*

No significant change.

5. *Investments*

A-C. No significant change.

D. Loan-backed Securities

(1-5) The Company did not have any loan-backed securities with impairments during the nine months ended September 30, 2021.

E. Dollar Repurchase Agreements and/or Securities Lending Transactions

(1-2) No significant change.

(3) Collateral received

The Company did not receive any collateral as of September 30, 2021.

(4-7) No significant change.

F. Repurchase Agreements Transactions Accounted for as Secured Borrowing

The Company did not have any repurchase agreement transactions accounted for as secured borrowings as of September 30, 2021.

G. Reverse Repurchase Agreements Transactions Accounted for as Secured Borrowing

The Company did not have any reverse repurchase agreement transactions accounted for as secured borrowings as of September 30, 2021.

H. Repurchase Agreements Transactions Accounted for as a Sale

The Company did not have any repurchase agreement transactions accounted for as a sale as of September 30, 2021.

I. Reverse Repurchase Agreements Transactions Accounted for as a Sale

The Company did not have any reverse repurchase agreement transactions accounted for as a sale as of September 30, 2021.

J-K. No significant change.

NOTES TO THE FINANCIAL STATEMENTS

L. Restricted Assets

(1) Restricted Assets (Including Pledged)

Information on the Company's investment in restricted assets as of September 30, was as follows:

Restricted Asset Category	Gross Restricted							Percentage			
	2021							(8)	(9)	(10)	(11)
	(1)	(2)	(3)	(4)	(5)	(6)	(7)				
Total General Account	General Account Supporting Separate Account Activity ^(a)	Total Separate Account Restricted Assets	Separate Account Assets Supporting General Account Activity ^(b)	2021 (1 plus 3)	December 31, 2020	Increase/ (Decrease) (5 minus 6)	Total Non Admitted Restricted	Total Current Year Admitted Restricted	Gross Restricted to Total Assets	Admitted Restricted to Total Admitted Assets	
Subject to contractual obligation for which liability is not shown	\$ —	\$ —	\$ —	\$ —	\$ —	\$ —	\$ —	\$ —	— %	— %	
Collateral held under security lending agreements	—	—	—	—	—	—	—	—	—	—	
Subject to repurchase agreements	—	—	—	—	—	—	—	—	—	—	
Subject to reverse repurchase agreements	—	—	—	—	—	—	—	—	—	—	
Subject to dollar repurchase agreements	—	—	—	—	—	—	—	—	—	—	
Subject to dollar reverse repurchase agreements	—	—	—	—	—	—	—	—	—	—	
Placed under option contracts	—	—	—	—	—	—	—	—	—	—	
Letter stock or securities restricted as to sale - excluding Federal Home Loan Bank ("FHLB") capital stock	—	—	—	—	—	—	—	—	—	—	
FHLB capital stock	—	—	—	—	—	—	—	—	—	—	
On deposit with states	3,549,534	—	—	—	3,549,534	3,003,279	546,255	—	3,549,534	4.51	4.52
On deposit with other regulatory bodies	—	—	—	—	—	—	—	—	—	—	—
Pledged collateral to FHLB (including assets backing funding agreements)	—	—	—	—	—	—	—	—	—	—	—
Pledged as collateral not captured in other categories	—	—	—	—	—	—	—	—	—	—	—
Other restricted assets	—	—	—	—	—	—	—	—	—	—	—
Total restricted assets	\$ 3,549,534	\$ —	\$ —	\$ —	\$ 3,549,534	\$ 3,003,279	\$ 546,255	\$ —	\$ 3,549,534	4.51 %	4.52 %

(a) Subset of column 1.

(b) Subset of column 3.

(2-3) No significant change.

(4) The Company did not have any collateral received and reported as assets as of September 30, 2021.

M. Working Capital Finance Investments

The Company had no working capital finance investments as of September 30, 2021.

N. Offsetting and Netting of Assets and Liabilities

The Company had no assets and liabilities which are offset and reported net in accordance with a valid right to offset.

O-P. No significant change.

NOTES TO THE FINANCIAL STATEMENTS

Q. Prepayment Penalty and Acceleration Fees

The Company did not have any securities sold, redeemed or otherwise disposed of as a result of a callable feature, during the nine months ended September 30, 2021.

R. Reporting Entity's Share of Cash Pool by Asset Type

The Company did not invest in cash pools during the nine months ended September 30, 2021.

6. Joint Ventures, Partnerships and Limited Liability Companies

No significant change.

7. Investment Income

No significant change.

8. Derivative Instruments

No significant change.

9. Income Taxes

A. The components of net deferred tax assets ("DTAs") and deferred tax liabilities ("DTLs") consisted of the following:

	September 30, 2021		
	Ordinary	Capital	Total
Gross DTAs	\$ 224,746	\$ —	\$ 224,746
Statutory valuation allowance adjustments	—	—	—
Adjusted Gross DTAs	224,746	—	224,746
DTAs nonadmitted	(187,191)	—	(187,191)
Subtotal net admitted DTAs	37,555	—	37,555
DTLs	(1,345)	—	(1,345)
Net admitted DTAs/(Net DTLs)	<u>\$ 36,210</u>	<u>\$ —</u>	<u>\$ 36,210</u>

	December 31, 2020		
	Ordinary	Capital	Total
Gross DTAs	\$ 210,880	\$ —	\$ 210,880
Statutory valuation allowance adjustments	—	—	—
Adjusted Gross DTAs	210,880	—	210,880
DTAs nonadmitted	(62,073)	—	(62,073)
Subtotal net admitted DTAs	148,807	—	148,807
DTLs	(1,345)	(81,540)	(82,885)
Net admitted DTAs/(Net DTLs)	<u>\$ 147,462</u>	<u>\$ (81,540)</u>	<u>\$ 65,922</u>

	Change		
	Ordinary	Capital	Total
Gross DTAs	\$ 13,866	\$ —	\$ 13,866
Statutory valuation allowance adjustments	—	—	—
Adjusted Gross DTAs	13,866	—	13,866
DTAs nonadmitted	(125,118)	—	(125,118)
Subtotal net admitted DTAs	(111,252)	—	(111,252)
DTLs	—	81,540	81,540
Net admitted DTAs/(Net DTLs)	<u>\$ (111,252)</u>	<u>\$ 81,540</u>	<u>\$ (29,712)</u>

NOTES TO THE FINANCIAL STATEMENTSAdmission calculation components - SSAP No. 101 *Income Taxes*, ("SSAP 101"):

	September 30, 2021		
	Ordinary	Capital	Total
Federal income taxes paid in prior years recoverable through loss carrybacks	\$ 24,140	\$ —	\$ 24,140
Adjusted gross DTAs expected to be realized (excluding the amount of DTAs from above) after application of the threshold limitation (the lesser of 1 and 2 below)	12,070	—	12,070
1. Adjusted gross DTAs expected to be realized following the balance sheet date	12,070	—	12,070
2. Adjusted gross DTAs allowed per limitation threshold	XXX	XXX	6,057,416
Adjusted gross DTAs (excluding the amount of DTAs from above) offset by gross DTLs	1,345	—	1,345
DTAs admitted as the result of application of SSAP 101 total	<u>\$ 37,555</u>	<u>\$ —</u>	<u>\$ 37,555</u>

	December 31, 2020		
	Ordinary	Capital	Total
Federal income taxes paid in prior years recoverable through loss carrybacks	\$ 59,000	\$ —	\$ 59,000
Adjusted gross DTAs expected to be realized (excluding the amount of DTAs from above) after application of the threshold limitation (the lesser of 1 and 2 below)	6,922	—	6,922
1. Adjusted gross DTAs expected to be realized following the balance sheet date	6,922	—	6,922
2. Adjusted gross DTAs allowed per limitation threshold	XXX	XXX	5,226,030
Adjusted gross DTAs (excluding the amount of DTAs from above) offset by gross DTLs	82,885	—	82,885
DTAs admitted as the result of application of SSAP 101 total	<u>\$ 148,807</u>	<u>\$ —</u>	<u>\$ 148,807</u>

	Change		
	Ordinary	Capital	Total
Federal income taxes paid in prior years recoverable through loss carrybacks	\$ (34,860)	\$ —	\$ (34,860)
Adjusted gross DTAs expected to be realized (excluding the amount of DTAs from above) after application of the threshold limitation (the lesser of 1 and 2 below)	5,148	—	5,148
1. Adjusted gross DTAs expected to be realized following the balance sheet date	5,148	—	5,148
2. Adjusted gross DTAs allowed per limitation threshold	XXX	XXX	831,386
Adjusted gross DTAs (excluding the amount of DTAs from above) offset by gross DTLs	(81,540)	—	(81,540)
DTAs admitted as the result of application of SSAP 101 total	<u>\$ (111,252)</u>	<u>\$ —</u>	<u>\$ (111,252)</u>

	September 30, 2021	December 31, 2020
RBC percentage used to determine recovery period and threshold limitation amount	15,693 %	13,539 %
Amount of total adjusted capital used to determine recovery period and threshold limitation	\$ 40,382,772	\$ 34,840,197

Management believes the Company will be able to utilize the DTAs in the future without any tax planning strategies.

Do the Company's tax planning strategies include the use of reinsurance? No

B. No significant change.

NOTES TO THE FINANCIAL STATEMENTS

C. Current income taxes incurred consisted of the following major components:

	<u>September 30, 2021</u>	<u>December 31, 2020</u>
Current income tax:		
Federal	\$ 1,439,647	\$ 129,223
Foreign	—	—
Subtotal	<u>1,439,647</u>	<u>129,223</u>
Federal income tax on net capital gains/(losses)	81,546	83,672
Utilization of capital loss carryforwards	—	—
Other	—	—
Federal and foreign income taxes incurred	<u>\$ 1,521,193</u>	<u>\$ 212,895</u>

The changes in the main components of deferred income tax amounts were as follows:

	<u>September 30, 2021</u>	<u>December 31, 2020</u>	<u>Change</u>
DTAs:			
Ordinary:			
Discounting of unpaid losses	\$ —	\$ —	\$ —
Unearned premium reserve	—	—	—
Policyholder reserves	—	—	—
Investments	188,535	190,115	(1,580)
Deferred acquisition costs	—	—	—
Policyholder dividends accrual	—	—	—
Fixed assets	—	—	—
Compensation and benefits accrual	—	—	—
Pension accrual	—	—	—
Receivables - nonadmitted	—	—	—
Net operating loss carryforward	—	—	—
Tax credit carryforwards	—	—	—
Other (including items <5% of total ordinary tax assets)	—	—	—
Nonadmitted assets	<u>36,211</u>	<u>20,765</u>	<u>15,446</u>
Subtotal	<u>224,746</u>	<u>210,880</u>	<u>13,866</u>
Statutory valuation allowance adjustment	—	—	—
Nonadmitted	<u>(187,191)</u>	<u>(62,073)</u>	<u>(125,118)</u>
Admitted ordinary DTAs	<u>37,555</u>	<u>148,807</u>	<u>(111,252)</u>
Capital:			
Investments	—	—	—
Net capital loss carryforward	—	—	—
Real estate	—	—	—
Other (including items <5% of total capital tax assets)	—	—	—
Subtotal	—	—	—
Statutory valuation allowance adjustment	—	—	—
Nonadmitted	—	—	—
Admitted capital DTAs	—	—	—
Admitted DTAs	<u>\$ 37,555</u>	<u>\$ 148,807</u>	<u>\$ (111,252)</u>

NOTES TO THE FINANCIAL STATEMENTS

	<u>September 30, 2021</u>	<u>December 31, 2020</u>	<u>Change</u>
DTLs:			
Ordinary:			
Investments	\$ —	\$ —	\$ —
Fixed assets	—	—	—
Deferred and uncollected premiums	—	—	—
Policyholder reserves	—	—	—
Other (including items <5% of total ordinary tax liabilities)	(1,345)	(1,345)	—
Subtotal	<u>(1,345)</u>	<u>(1,345)</u>	<u>—</u>
Capital:			
Investments	—	(81,540)	81,540
Real estate	—	—	—
Other (including items <5% of total capital tax liabilities)	—	—	—
Subtotal	<u>—</u>	<u>(81,540)</u>	<u>81,540</u>
DTLs	<u>\$ (1,345)</u>	<u>\$ (82,885)</u>	<u>\$ 81,540</u>
Net DTAs/(DTLs)	<u>\$ 36,210</u>	<u>\$ 65,922</u>	<u>\$ (29,712)</u>
		Change in nonadmitted DTAs	<u>125,118</u>
		Change in net DTAs	<u>\$ 95,406</u>

- D. The provision for Federal and foreign income taxes incurred is different from that which would be obtained by applying the statutory Federal income tax rate to net gain (loss) from operations after dividends to policyholders and before Federal income tax. The significant items causing the difference were as follows:

	<u>September 30, 2021</u>
Net income, before net realized capital gains (losses), after dividends to policyholders and before all other Federal and foreign income taxes @ 21%	\$ 1,498,836
Net realized capital gains (losses) @ 21%	—
Tax effect of:	
Nondeductible expenses	1,050
Other	9
Change in nonadmitted assets	(15,446)
Tax exempt income	(58,662)
Total statutory income taxes (benefit)	<u>\$ 1,425,787</u>
Federal and foreign income taxes incurred including tax on realized capital gains	\$ 1,521,193
Change in net DTAs	<u>(95,406)</u>
Total statutory income taxes (benefit)	<u>\$ 1,425,787</u>

E-I. No significant change.

10. Information Concerning Parents, Subsidiaries, Affiliates and Other Related Parties

A-C. No significant change.

- D. The Company has receivables and payables with affiliates for services necessary to conduct its business. Receivables expected to be settled within 90 days are admitted. Receivables from affiliates totaled \$2,668,318 and \$909 at September 30, 2021 and December 31, 2020, respectively. \$0 and \$909 of receivables from affiliates were nonadmitted at September 30, 2021 and December 31, 2020, respectively. Payables to affiliates totaled \$406,224 and \$2,882 at September 30, 2021 and December 31, 2020, respectively.

E-F. No significant change.

- G. On April 7, 2021, MetLife, Inc. ("MetLife") sold its wholly-owned subsidiary Metropolitan Property and Casualty Insurance Company ("MPC"), effective April 1, 2021. The Company was dividended to MetLife prior to the transaction close date and retained by MetLife upon transaction. All outstanding shares of the Company are owned by MetLife. Allocated operating expenses are not necessarily indicative of the total cost that would be incurred if the Company operated on a stand-alone basis.

H-O. No significant change.

NOTES TO THE FINANCIAL STATEMENTS

11. Debt

- A. No significant change.
- B. The Company has not issued any debt to the Federal Home Loan Bank.

12. Retirement Plans, Deferred Compensation, Postemployment Benefits and Compensated Absences and Other Postretirement Benefit Plans

As of September 30, 2021, the Company did not sponsor any retirement plans, deferred compensation, postemployment benefits and compensated absences and other postretirement plans.

13. Capital and Surplus, Shareholder's Dividend Restrictions and Quasi Reorganizations

No significant change.

14. Liabilities, Contingencies and Assessments

- A-F. No significant change.
- G. All Other Contingencies

Uncollectible Premium Receivables

Based upon Company experience, the amount of premiums and other accounts receivable that may become uncollectible and result in a potential loss is not material to the Company's financial condition.

Litigation

Various litigation, claims and assessments against the Company, in addition to those otherwise provided for in the Company's financial statements, have arisen in the course of the Company's business, including, but not limited to, in connection with its activities as an insurer, employer, investor or taxpayer. Further, state insurance regulatory and other federal and state authorities regularly make inquiries and conduct investigations concerning the Company's compliance with applicable insurance and other laws and regulations.

On a quarterly and annual basis, management reviews relevant information with respect to liabilities for litigation, regulatory investigations and litigation-related contingencies to be reflected in the Company's financial statements. Liabilities are established when it is probable that a loss has been incurred and the amount of the loss can be reasonably estimated.

15. Leases

No significant change.

16. Information about Financial Instruments with Off-Balance Sheet Risk and Financial Instruments with Concentrations of Credit Risk

No significant change.

17. Sale, Transfer and Servicing of Financial Assets and Extinguishments of Liabilities

- A. Transfers of Receivables Reported as Sales

No significant change.

- B. Transfer and Servicing of Financial Assets

The Company did not participate in the transfer or servicing of financial assets during the nine months ended September 30, 2021.

- C. Wash Sales

(1) In the course of the Company's asset management, securities are not sold and reacquired within 30 days of the sale date to enhance the Company's yield on its investment portfolio. There may be occasional isolated incidents where wash sales occur.

(2) The Company had no wash sales with an NAIC designation 3 or below or unrated securities during the nine months ended September 30, 2021.

18. Gain or Loss to the Reporting Entity from Uninsured Plans and the Uninsured Portion of Partially Insured Plans

No significant change.

NOTES TO THE FINANCIAL STATEMENTS**19. Direct Premium Written/Produced by Managing General Agents/Third Party Administrators**

Direct premiums written/produced by managing general agents or third party administrators for the nine months ended September 30, 2021 were \$341,279.

20. Fair Value Measurement

- A. At September 30, 2021, the Company's Statutory Statements of Assets, Liabilities, Surplus and Other Funds had no financial assets and liabilities measured and reported at estimated fair value or net asset value ("NAV").
- B. The Company provides no other fair value information.
- C. Estimated Fair Value of All Financial Instruments

Information related to the aggregate fair value of financial instruments is shown below at:

September 30, 2021							
	Aggregate Fair Value	Admitted Value	Level 1	Level 2	Level 3	NAV	Not Practicable (Carrying Value)
Assets							
Bonds	\$ 33,612,109	\$ 32,062,947	\$ 12,347,178	\$ 21,264,931	\$ —	\$ —	\$ —
Cash, cash equivalents and short-term investments	6,657,443	6,657,513	6,657,443	—	—	—	—
Investment income due and accrued	304,552	304,552	—	304,552	—	—	—
Total assets	<u>\$ 40,574,104</u>	<u>\$ 39,025,012</u>	<u>\$ 19,004,621</u>	<u>\$ 21,569,483</u>	<u>\$ —</u>	<u>\$ —</u>	<u>\$ —</u>

December 31, 2020							
	Aggregate Fair Value	Admitted Value	Level 1	Level 2	Level 3	NAV	Not Practicable (Carrying Value)
Assets							
Bonds	\$ 35,446,973	\$ 33,375,762	\$ 12,500,898	\$ 22,946,075	\$ —	\$ —	\$ —
Cash, cash equivalents and short-term investments	1,543,752	1,543,732	1,543,752	—	—	—	—
Investment income due and accrued	235,719	235,719	—	235,719	—	—	—
Total assets	<u>\$ 37,226,444</u>	<u>\$ 35,155,213</u>	<u>\$ 14,044,650</u>	<u>\$ 23,181,794</u>	<u>\$ —</u>	<u>\$ —</u>	<u>\$ —</u>

Assets and Liabilities

The methods and significant assumptions used to estimate the fair value of all admitted financial instruments are presented below.

The Company defines fair value as the price that would be received to sell an asset or paid to transfer a liability (an exit price) in the principal or most advantageous market for the asset or liability in an orderly transaction between market participants on the measurement date. In most cases, the exit price and the transaction (or entry) price will be the same at initial recognition.

When developing estimated fair values, the Company considers two broad valuation techniques: (i) the market approach and (ii) the income approach. The Company determines the most appropriate valuation technique to use, given what is being measured and the availability of sufficient inputs, giving priority to observable inputs.

The Company categorizes its financial assets and liabilities into a three-level hierarchy, based on the significant input with the lowest level in their valuation. The input levels are as follows. Level 1 - Unadjusted quoted prices in active markets for identical assets or liabilities. The Company defines active markets based on average trading volume for common stock. The size of the bid/ask spread is used as an indicator of market activity for bonds. Level 2 - Quoted prices in markets that are not active or inputs that are observable either directly or indirectly. These inputs can include quoted prices for similar but not identical assets or liabilities other than quoted prices in Level 1, quoted prices in markets that are not active, or other significant inputs that are observable or can be derived principally from or corroborated by observable market data for substantially the full term of the assets or liabilities. Level 3 - Unobservable inputs that are supported by little or no market activity and are significant to the determination of estimated fair value of the assets and liabilities. Unobservable inputs reflect the reporting entity's own assumptions about the assumptions that market participants would use in pricing the asset or liability.

In general, investments classified within Level 3 use many of the same valuation techniques and inputs as described in the Level 2 discussions below. However, if key inputs are unobservable, or if the investments are less liquid and there is very limited trading activity, the investments are generally classified as Level 3. The use of independent non-binding broker quotations to value investments generally indicates there is a lack of liquidity or the general lack of transparency in the process to develop the valuation estimates generally causing these investments to be classified in Level 3.

NOTES TO THE FINANCIAL STATEMENTS

Bonds, Cash, Cash Equivalents and Short-term Investments

When available, the estimated fair value for bonds, including loan-backed securities, cash equivalents and short-term investments, are based on quoted prices in active markets that are readily and regularly obtainable. Generally, these investments are classified in Level 1, are the most liquid of the Company's securities holdings and valuation of these securities does not involve management's judgment.

When quoted prices in active markets are not available, the determination of estimated fair value is based on market standard valuation methodologies, giving priority to observable inputs. The significant inputs to the market standard valuation methodologies for certain types of securities with reasonable levels of price transparency are inputs that are observable in the market or can be derived principally from or corroborated by observable market data. Generally, these investments are classified in Level 2.

When observable inputs are not available, the market standard valuation methodologies rely on inputs that are significant to the estimated fair value that are not observable in the market or cannot be derived principally from or corroborated by observable market data. These unobservable inputs can be based in large part on management's judgment or estimation, and cannot be supported by reference to market activity. Even though these inputs are unobservable, management believes they are consistent with what other market participants would use when pricing such securities and are considered appropriate given the circumstances. Generally, these investments are classified in Level 3.

The use of different methodologies, assumptions and inputs may have a material effect on the estimated fair values of the Company's securities holdings.

The estimated fair value for cash approximates carrying value and is classified as Level 1 given the nature of cash.

Investment Income Due and Accrued

Due to the short-term nature of investment income due and accrued, the Company believes there is minimal risk of material changes in interest rates or the credit of the issuer such that estimated fair value approximates carrying value. These amounts are generally classified as Level 2.

- D. At September 30, 2021, the Company had no investments where it was not practicable to estimate fair value.
- E. The Company did not have any investments that were measured using NAV as a practical expedient as of September 30, 2021.

21. Other Items

- A. Unusual or Infrequent Items

In December 2020, MetLife entered into a definitive agreement to sell its wholly-owned subsidiary, MPC, and certain of its wholly-owned subsidiaries to Farmers Group for \$3.9 billion in cash. In connection with the transaction, MetLife and a Farmers Group subsidiary have established a 10-year strategic partnership to offer its personal line products on MetLife's U.S. Group Benefits platform. The transaction closed on April 7, 2021.

- B-H. No significant change.

22. Events Subsequent

The Company has evaluated events subsequent to September 30, 2021 through November 12, 2021, which is the date these financial statements were available to be issued, and other than the above items, has determined there are no material subsequent events requiring adjustment to or disclosure in the financial statements.

The Company has not been subject to the annual fee imposed under Section 9010 of the Affordable Care Act ("ACA"). The annual assessment under ACA was repealed effective 2021.

23. Reinsurance

- A-B. No significant change.

NOTES TO THE FINANCIAL STATEMENTS

C. Reinsurance Assumed and Ceded

(1)	Assumed Reinsurance		Ceded Reinsurance		Net	
	Premium	Commission	Premium	Commission	Premium	Commission
	Reserve	Equity	Reserve	Equity	Reserve	Equity
	(1)	(2)	(3)	(4)	(5)	(6)
a. Affiliates	\$ —	\$ —	\$ —	\$ —	\$ —	\$ —
b. All Other	21,193,532	—	7,291,349	—	13,902,183	—
c. Total	<u>\$ 21,193,532</u>	<u>\$ —</u>	<u>\$ 7,291,349</u>	<u>\$ —</u>	<u>\$ 13,902,183</u>	<u>\$ —</u>
d. Direct Unearned Premium Reserves:			\$ 7,291,349			

- (2) The additional or return commission, predicted on loss experience or on any other form of profit sharing arrangements in this annual statement as a result of existing contractual arrangements are accrued as follows:

	Direct	Assumed	Ceded	Net
a. Contingent Commission	\$ 59,618	\$ —	\$ 59,618	\$ —
b. Sliding Scale Adjustments	—	—	—	—
c. Other Profit Commission Arrangements	—	—	—	—
d. Total	<u>\$ 59,618</u>	<u>\$ —</u>	<u>\$ 59,618</u>	<u>\$ —</u>

D-K. No significant change.

24. Retrospectively Rated Contracts & Contracts Subject to Redetermination

A-E. No significant change.

F. The Company is not subject to the risk sharing provision of the ACA.

25. Change in Incurred Losses and Loss Adjustment Expenses

- A. Reserves as of December 31, 2020 were \$0. On April 1, 2021, the Company entered into a new reinsurance treaty with Farmers Property and Casualty Insurance Company ("FPC") (formerly MPC), whereby assuming reserves of \$9,388,013 of which \$5,110,489 related to prior years. On these assumed reserves, as of September 30, 2021, \$2,313,258 have been paid for incurred claims and claim adjustment expenses attributable to insured events of prior years.

For the remainder of the Company's reserves, as of September 30, 2021, \$1,827,260 has been paid for incurred claims and claim adjustment expenses attributable to insured events of prior years. Reserves remaining for prior years are now \$506,710. Original estimates are increased or decreased as additional information becomes known regarding individual claims.

- B. There were no significant changes in methodologies and assumptions used in calculating the liability for unpaid losses and loss adjustment expenses during the nine months ended September 30, 2021.

26. Intercompany Pooling Arrangements

The Company did not participate in any intercompany pooling arrangements as of September 30, 2021.

Restated Quota Share Reinsurance Treaty

On April 7, 2021, the Company's participation in the Restated Quota Share Reinsurance Treaty was terminated and replaced by a Covered Business Reinsurance Agreement, effective April 1, 2021, whereby the Company will cede to FPC (i) the property and casualty insurance business written by the Company other than certain non-covered products in-force as of the effective date of the treaty and (ii) any of the Company's property and casualty business sold or renewed by the Company after the closing until such business can be written on FPC's paper but for no longer than eighteen months from the effective date of the treaty.

27. Structured Settlements

No significant change.

28. Health Care Receivables

No significant change.

29. Participating Policies

No significant change.

NOTES TO THE FINANCIAL STATEMENTS

30. *Premium Deficiency Reserves*

No significant change.

31. *High Deductibles*

No significant change.

32. *Discounting of Liabilities for Unpaid Losses or Unpaid Loss Adjustment Expenses*

No significant change.

33. *Asbestos/Environmental Reserves*

No significant change.

34. *Subscriber Savings Accounts*

No significant change.

35. *Multiple Peril Crop Insurance*

No significant change.

36. *Financial Guaranty Insurance*

A. No significant change.

B. As of September 30, 2021, the Company did not have any financial guaranty contracts.

GENERAL INTERROGATORIES

PART 1 - COMMON INTERROGATORIES

GENERAL

1.1 Did the reporting entity experience any material transactions requiring the filing of Disclosure of Material Transactions with the State of Domicile, as required by the Model Act? Yes [] No [X]

1.2 If yes, has the report been filed with the domiciliary state? Yes [] No []

2.1 Has any change been made during the year of this statement in the charter, by-laws, articles of incorporation, or deed of settlement of the reporting entity? Yes [] No [X]

2.2 If yes, date of change:

3.1 Is the reporting entity a member of an Insurance Holding Company System consisting of two or more affiliated persons, one or more of which is an insurer? Yes [X] No []
If yes, complete Schedule Y, Parts 1 and 1A.

3.2 Have there been any substantial changes in the organizational chart since the prior quarter end? Yes [X] No []

3.3 If the response to 3.2 is yes, provide a brief description of those changes.

Various mergers, reorganizations and formations - See Schedule Y Part 1, Organization Chart - regarding information concerning activities of insurer members of a holding company group

3.4 Is the reporting entity publicly traded or a member of a publicly traded group? Yes [X] No []

3.5 If the response to 3.4 is yes, provide the CIK (Central Index Key) code issued by the SEC for the entity/group. 1099219

4.1 Has the reporting entity been a party to a merger or consolidation during the period covered by this statement? Yes [] No [X]
If yes, complete and file the merger history data file with the NAIC for the annual filing corresponding to this period.

4.2 If yes, provide name of entity, NAIC Company Code, and state of domicile (use two letter state abbreviation) for any entity that has ceased to exist as a result of the merger or consolidation.

1 Name of Entity	2 NAIC Company Code	3 State of Domicile

5. If the reporting entity is subject to a management agreement, including third-party administrator(s), managing general agent(s), attorney-in-fact, or similar agreement, have there been any significant changes regarding the terms of the agreement or principals involved? Yes [] No [X] N/A []
If yes, attach an explanation.

6.1 State as of what date the latest financial examination of the reporting entity was made or is being made. 12/31/2020

6.2 State the as of date that the latest financial examination report became available from either the state of domicile or the reporting entity. This date should be the date of the examined balance sheet and not the date the report was completed or released. 12/31/2016

6.3 State as of what date the latest financial examination report became available to other states or the public from either the state of domicile or the reporting entity. This is the release date or completion date of the examination report and not the date of the examination (balance sheet date). 01/11/2018

6.4 By what department or departments?

Rhode Island Insurance Division / Department of Business Regulation

6.5 Have all financial statement adjustments within the latest financial examination report been accounted for in a subsequent financial statement filed with Departments? Yes [] No [] N/A [X]

6.6 Have all of the recommendations within the latest financial examination report been complied with? Yes [] No [] N/A [X]

7.1 Has this reporting entity had any Certificates of Authority, licenses or registrations (including corporate registration, if applicable) suspended or revoked by any governmental entity during the reporting period? Yes [] No [X]

7.2 If yes, give full information:

8.1 Is the company a subsidiary of a bank holding company regulated with the Federal Reserve Board? Yes [] No [X]

8.2 If response to 8.1 is yes, please identify the name of the bank holding company.

8.3 Is the company affiliated with one or more banks, thrifts or securities firms? Yes [X] No []

8.4 If the response to 8.3 is yes, please provide below the names and location (city and state of the main office) of any affiliates regulated by a federal regulatory services agency [i.e. the Federal Reserve Board (FRB), the Office of the Comptroller of the Currency (OCC), the Federal Deposit Insurance Corporation (FDIC) and the Securities Exchange Commission (SEC)] and identify the affiliate's primary federal regulator].

1 Affiliate Name	2 Location (City, State)	3 FRB	4 OCC	5 FDIC	6 SEC
MetLife Investment Management, LLC	Whippany, NJ				Yes
MetLife Investors Distribution Company	New York, NY				Yes
MetLife Investment Securities, LLC	Whippany, NJ				Yes

9.1 Are the senior officers (principal executive officer, principal financial officer, principal accounting officer or controller, or persons performing similar functions) of the reporting entity subject to a code of ethics, which includes the following standards? Yes [X] No []

- (a) Honest and ethical conduct, including the ethical handling of actual or apparent conflicts of interest between personal and professional relationships;
- (b) Full, fair, accurate, timely and understandable disclosure in the periodic reports required to be filed by the reporting entity;
- (c) Compliance with applicable governmental laws, rules and regulations;
- (d) The prompt internal reporting of violations to an appropriate person or persons identified in the code; and
- (e) Accountability for adherence to the code.

9.11 If the response to 9.1 is No, please explain:

9.2 Has the code of ethics for senior managers been amended? Yes [X] No []

GENERAL INTERROGATORIES

PART 1 - COMMON INTERROGATORIES

9.21 If the response to 9.2 is Yes, provide information related to amendment(s).

The Code of Business Ethics was updated in September 2021 to include the Company's Success Principles, expand the sections on Diversity, Equity, and Inclusion, Sustainability, and make updates throughout to align with internal policies, local law and regulations, as needed.

9.3 Have any provisions of the code of ethics been waived for any of the specified officers? Yes [] No [X]

9.31 If the response to 9.3 is Yes, provide the nature of any waiver(s).

FINANCIAL

10.1 Does the reporting entity report any amounts due from parent, subsidiaries or affiliates on Page 2 of this statement? Yes [X] No []

10.2 If yes, indicate any amounts receivable from parent included in the Page 2 amount:

\$ 0

INVESTMENT

11.1 Were any of the stocks, bonds, or other assets of the reporting entity loaned, placed under option agreement, or otherwise made available for use by another person? (Exclude securities under securities lending agreements.) Yes [] No [X]

11.2 If yes, give full and complete information relating thereto:

12. Amount of real estate and mortgages held in other invested assets in Schedule BA:

\$ 0

13. Amount of real estate and mortgages held in short-term investments:

\$ 0

14.1 Does the reporting entity have any investments in parent, subsidiaries and affiliates? Yes [] No [X]

14.2 If yes, please complete the following:

	1 Prior Year End Book/Adjusted Carrying Value	2 Current Quarter Book/Adjusted Carrying Value
14.21 Bonds	\$ 0	\$ 0
14.22 Preferred Stock	0	0
14.23 Common Stock	0	0
14.24 Short-Term Investments	0	0
14.25 Mortgage Loans on Real Estate	0	0
14.26 All Other	0	0
14.27 Total Investment in Parent, Subsidiaries and Affiliates (Subtotal Lines 14.21 to 14.26)	\$ 0	\$ 0
14.28 Total Investment in Parent included in Lines 14.21 to 14.26 above	\$ 0	\$ 0

15.1 Has the reporting entity entered into any hedging transactions reported on Schedule DB? Yes [] No [X]

15.2 If yes, has a comprehensive description of the hedging program been made available to the domiciliary state? Yes [] No [] N/A [X]

If no, attach a description with this statement.

16. For the reporting entity's security lending program, state the amount of the following as of current statement date:

16.1 Total fair value of reinvested collateral assets reported on Schedule DL, Parts 1 and 2:

\$ 0

16.2 Total book adjusted/carrying value of reinvested collateral assets reported on Schedule DL, Parts 1 and 2:

\$ 0

16.3 Total payable for securities lending reported on the liability page:

\$ 0

17. Excluding items in Schedule E-Part 3-Special Deposits, real estate, mortgage loans and investments held physically in the reporting entity's offices, vaults or safety deposit boxes, were all stocks, bonds and other securities, owned throughout the current year held pursuant to a custodial agreement with a qualified bank or trust company in accordance with Section 1, III - General Examination Considerations, F. Outsourcing of Critical Functions, Custodial or Safekeeping Agreements of the NAIC *Financial Condition Examiners Handbook*? Yes [X] No []

17.1 For all agreements that comply with the requirements of the NAIC *Financial Condition Examiners Handbook*, complete the following:

1 Name of Custodian(s)	2 Custodian Address
JP Morgan Chase & Co	4 MetroTech Center, 6th Floor, Brooklyn, NY 11245

17.2 For all agreements that do not comply with the requirements of the NAIC *Financial Condition Examiners Handbook*, provide the name, location and a complete explanation:

1 Name(s)	2 Location(s)	3 Complete Explanation(s)

17.3 Have there been any changes, including name changes, in the custodian(s) identified in 17.1 during the current quarter? Yes [X] No []

17.4 If yes, give full and complete information relating thereto:

1 Old Custodian	2 New Custodian	3 Date of Change	4 Reason
JP Morgan Chase & Co	JP Morgan Chase & Co	09/30/2021	Corrected address for Custodial Services

17.5 Investment management – Identify all investment advisors, investment managers, broker/dealers, including individuals that have the authority to make investment decisions on behalf of the reporting entity. For assets that are managed internally by employees of the reporting entity, note as such ["...that have access to the investment accounts", "handle securities"].

1 Name of Firm or Individual	2 Affiliation
MetLife Investment Management, LLC	A

17.5097 For those firms/individuals listed in the table for Question 17.5, do any firms/individuals unaffiliated with the reporting entity (i.e., designated with a "U") manage more than 10% of the reporting entity's invested assets? Yes [] No [X]

17.5098 For firms/individuals unaffiliated with the reporting entity (i.e., designated with a "U") listed in the table for Question 17.5, does the total assets under management aggregate to more than 50% of the reporting entity's invested assets? Yes [] No [X]

GENERAL INTERROGATORIES**PART 1 - COMMON INTERROGATORIES**

17.6 For those firms or individuals listed in the table for 17.5 with an affiliation code of "A" (affiliated) or "U" (unaffiliated), provide the information for the table below.

1	2	3	4	5
Central Registration Depository Number	Name of Firm or Individual	Legal Entity Identifier (LEI)	Registered With	Investment Management Agreement (IMA) Filed
142463	MetLife Investment Management, LLC	EAU072Q8FCR1S0XGYJ21	SEC	DS

18.1 Have all the filing requirements of the *Purposes and Procedures Manual of the NAIC Investment Analysis Office* been followed?

Yes No

18.2 If no, list exceptions:

19. By self-designating 5GI securities, the reporting entity is certifying the following elements for each self-designated 5GI security:

- Documentation necessary to permit a full credit analysis of the security does not exist or an NAIC CRP credit rating for an FE or PL security is not available.
- Issuer or obligor is current on all contracted interest and principal payments.
- The insurer has an actual expectation of ultimate payment of all contracted interest and principal.

Has the reporting entity self-designated 5GI securities?

Yes No

20. By self-designating PLGI securities, the reporting entity is certifying the following elements for each self-designated PLGI security:

- The security was purchased prior to January 1, 2018.
- The reporting entity is holding capital commensurate with the NAIC Designation reported for the security.
- The NAIC Designation was derived from the credit rating assigned by an NAIC CRP in its legal capacity as a NRSRO which is shown on a current private letter rating held by the insurer and available for examination by state insurance regulators.
- The reporting entity is not permitted to share this credit rating of the PL security with the SVO.

Has the reporting entity self-designated PLGI securities?

Yes No

21. By assigning FE to a Schedule BA non-registered private fund, the reporting entity is certifying the following elements of each self-designated FE fund:

- The security was purchased prior to January 1, 2019.
- The reporting entity is holding capital commensurate with the NAIC Designation reported for the security.
- The security had a public credit rating(s) with annual surveillance assigned by an NAIC CRP in its legal capacity as an NRSRO prior to January 1, 2019.
- The fund only or predominantly holds bonds in its portfolio.
- The current reporting NAIC designation was derived from the public credit rating(s) with annual surveillance assigned by an NAIC CRP in its legal capacity as an NRSRO.
- The public credit rating(s) with annual surveillance assigned by an NAIC CRP has not lapsed.

Has the reporting entity assigned FE to Schedule BA non-registered private funds that complied with the above criteria?

Yes No

GENERAL INTERROGATORIES (continued)

PART 2 – PROPERTY & CASUALTY INTERROGATORIES

1. If the reporting entity is a member of a pooling arrangement, did the agreement or the reporting entity's participation change? Yes [] No [] N/A [X]
 If yes, attach an explanation.

2. Has the reporting entity reinsured any risk with any other reporting entity and agreed to release such entity from liability, in whole or in part, from any loss that may occur on the risk, or portion thereof, reinsured? Yes [X] No []
 If yes, attach an explanation.

Metropolitan General Insurance Company has entered into a new reinsurance agreement with Farmers Property and Casualty Insurance Company ("FPC") (formally known as Metropolitan Property and Casualty Insurance Company ("MPC")) to bring on the risk associated with the MetLife Legal Plans business.

3.1 Have any of the reporting entity's primary reinsurance contracts been canceled? Yes [X] No []

3.2 If yes, give full and complete information thereto:

The MPC treaty on A&H business was cancelled and subsequently reinstated with an identical FPC treaty, resulting in a similar result as previously reported.

4.1 Are any of the liabilities for unpaid losses and loss adjustment expenses other than certain workers' compensation tabular reserves (see *Annual Statement Instructions* pertaining to disclosure of discounting for definition of "tabular reserves,") discounted at a rate of interest greater than zero? Yes [] No [X]

4.2 If yes, complete the following schedule:

1 Line of Business	2 Maximum Interest	3 Disc. Rate	Total Discount				Discount Taken During Period			
			4 Unpaid Losses	5 Unpaid LAE	6 IBNR	7 Total	8 Unpaid Losses	9 Unpaid LAE	10 IBNR	11 Total
	0.000	0.000	0	0	0	0	0	0	0	0
Total	XXX	XXX	0	0	0	0	0	0	0	0

5. Operating Percentages:

5.1 A&H loss percent 0.000%
 5.2 A&H cost containment percent 0.000%
 5.3 A&H expense percent excluding cost containment expenses 0.000%

6.1 Do you act as a custodian for health savings accounts? Yes [] No [X]

6.2 If yes, please provide the amount of custodial funds held as of the reporting date. \$ 0

6.3 Do you act as an administrator for health savings accounts? Yes [] No [X]

6.4 If yes, please provide the amount of funds administered as of the reporting date. \$ 0

7. Is the reporting entity licensed or chartered, registered, qualified, eligible or writing business in at least two states? Yes [X] No []

7.1 If no, does the reporting entity assume reinsurance business that covers risks residing in at least one state other than the state of domicile of the reporting entity? Yes [] No []

SCHEDULE F - CEDED REINSURANCE

Showing All New Reinsurers - Current Year to Date

1 NAIC Company Code	2 ID Number	3 Name of Reinsurer	4 Domiciliary Jurisdiction	5 Type of Reinsurer	6 Certified Reinsurer Rating (1 through 6)	7 Effective Date of Certified Reinsurer Rating
------------------------------	----------------	------------------------	----------------------------------	---------------------------	---	--

All Other Insurers

26298.....	13-2725441.....	Farmers Property and Casualty Insurance Company.....	RI.....	Authorized.....
------------	-----------------	--	---------	-----------------	-------	-------

SCHEDULE T - EXHIBIT OF PREMIUMS WRITTEN

Current Year to Date - Allocated by States and Territories

States, Etc.	1 Active Status (a)	Direct Premiums Written		Direct Losses Paid (Deducting Salvage)		Direct Losses Unpaid	
		2 Current Year to Date	3 Prior Year to Date	4 Current Year to Date	5 Prior Year to Date	6 Current Year to Date	7 Prior Year to Date
1. Alabama.....AL	L	151,180	73,784	7,160	68,591	26,981	39,095
2. Alaska.....AK	L						
3. Arizona.....AZ	L	15,723	49,938	17,279	80,546	39,558	17,630
4. Arkansas.....AR	L	8,837				643	
5. California.....CA	N						
6. Colorado.....CO	L	1,093,113	125,320	411,106	17,278	133,551	254,997
7. Connecticut.....CT	L	218,931	15,616	12,992		16,959	2,245
8. Delaware.....DE	L	26,274		48		1,912	
9. District of Columbia.....DC	L						
10. Florida.....FL	L	1,726,703	1,931,186	1,199,352	1,092,143	1,468,478	1,003,053
11. Georgia.....GA	L	331,875	92,138	22,296	43,079	78,152	110,361
12. Hawaii.....HI	N						
13. Idaho.....ID	L	5,163	4,699	5,616		587	564
14. Illinois.....IL	L	291,524	50,720	17,234	50,709	69,634	(1,214)
15. Indiana.....IN	L	15,149	15,130	84		7,531	1,458
16. Iowa.....IA	L	26,635				1,938	
17. Kansas.....KS	L	5,695	5,198		1,604	448	65
18. Kentucky.....KY	L	209,838	23,026	61,686	32,939	52,801	84,644
19. Louisiana.....LA	L	82,780	54,390	20,037	1,881	10,047	11,402
20. Maine.....ME	L	44,599		34		3,273	88
21. Maryland.....MD	L	303,475	20,537	29,351	42,041	68,115	50,942
22. Massachusetts.....MA	L						
23. Michigan.....MI	L	177,443		4,617	1,301	397,496	391,415
24. Minnesota.....MN	L		2,028			123	227
25. Mississippi.....MS	L	27,975		60		2,056	55
26. Missouri.....MO	L	5,066	19,697	26,339	25,316	75,502	46,930
27. Montana.....MT	L	5,635	5,664	500	1,108	488	6,047
28. Nebraska.....NE	L	16,729	4,948	1,459	4,770	1,843	230
29. Nevada.....NV	N						
30. New Hampshire.....NH	L	9,318,919	8,665,641	4,450,303	3,633,360	2,919,591	2,941,052
31. New Jersey.....NJ	L		132		15,591	15	161
32. New Mexico.....NM	N						
33. New York.....NY	L	814		17,168	2,778	45,060	71,318
34. North Carolina.....NC	L	605				44	
35. North Dakota.....ND	L	6,604				457	
36. Ohio.....OH	L	215,256	29,341	8,770	9,689	17,389	3,322
37. Oklahoma.....OK	L	23,700		293		1,724	
38. Oregon.....OR	L	1,264	16,148		50	886	1,192
39. Pennsylvania.....PA	L	300,752		14,310		415,077	382,679
40. Rhode Island.....RI	L	53,026		2,809		3,912	228
41. South Carolina.....SC	L	186,918	257,355	180,711	392,014	270,858	361,267
42. South Dakota.....SD	L						
43. Tennessee.....TN	L	97,230	10,211	13,023	11,139	5,971	2,157
44. Texas.....TX	L	920,743	524,740	328,495	301,250	306,268	185,428
45. Utah.....UT	L	17,428	20,084	1,580		14,210	2,155
46. Vermont.....VT	L	14,395				1,047	
47. Virginia.....VA	L	(1,637)	71,806	200	28,786	52,153	78,198
48. Washington.....WA	L	17,649	23,854	5,019	3,594	855	1,549
49. West Virginia.....WV	L	28,061		189		2,042	
50. Wisconsin.....WI	L	58,886	4,101	3,673		4,960	776
51. Wyoming.....WY	L	6,135	2,014			589	469
52. American Samoa.....AS	N						
53. Guam.....GU	N						
54. Puerto Rico.....PR	N						
55. US Virgin Islands.....VI	N						
56. Northern Mariana Islands.....MP	N						
57. Canada.....CAN	N						
58. Aggregate Other Alien.....OT	XXX	0	0	0	0	0	0
59. Totals.....	XXX	16,057,090	12,119,446	6,863,793	5,861,557	6,521,224	6,052,185

DETAILS OF WRITE-INS

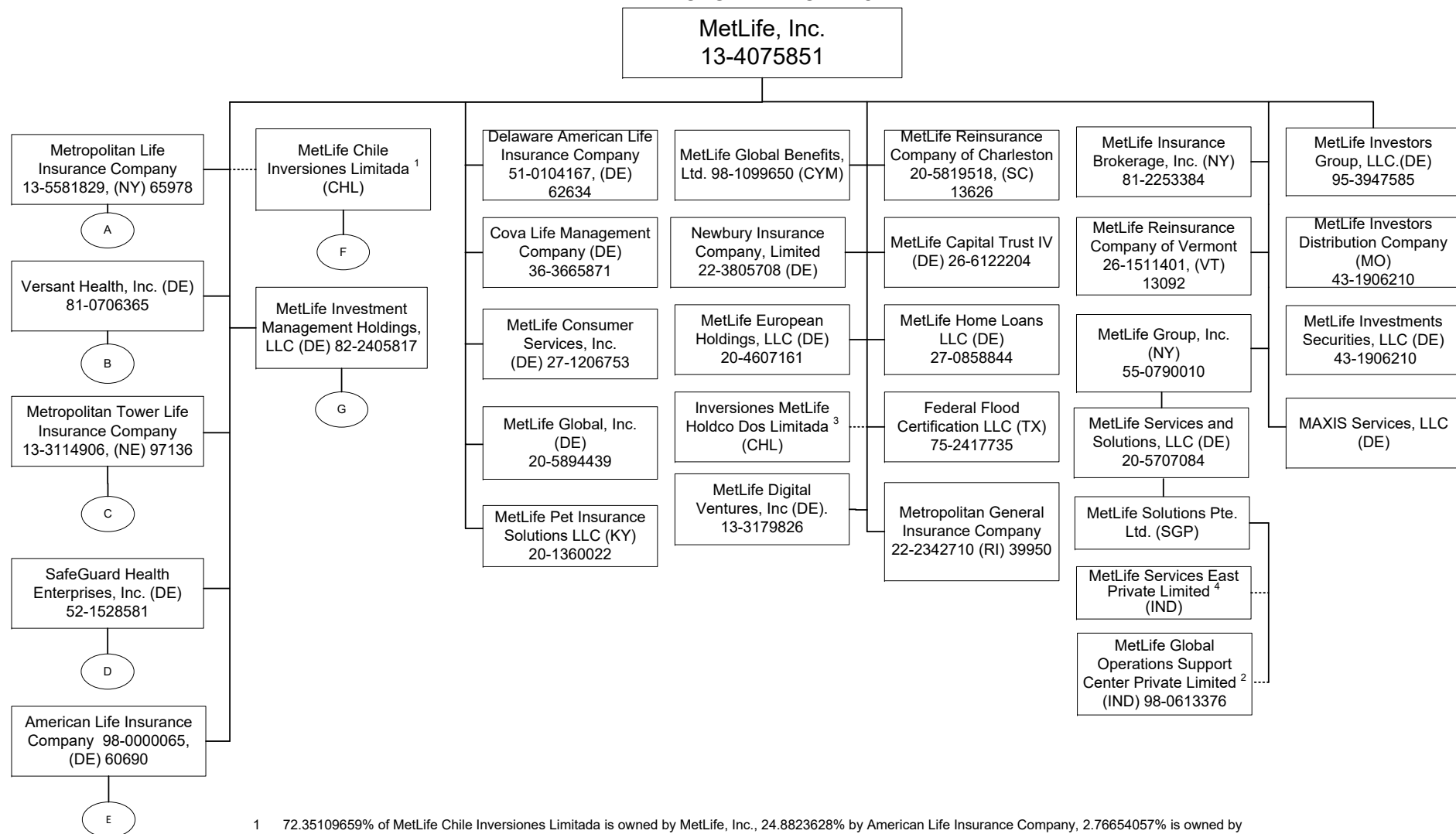
58001.....	XXX						
58002.....	XXX						
58003.....	XXX						
58998. Summary of remaining write-ins for Line 58 from overflow page.....	XXX	0	0	0	0	0	0
58999. Totals (Lines 58001 thru 58003+ Line 58998) (Line 58 above).....	XXX	0	0	0	0	0	0

(a) Active Status Count

L - Licensed or Chartered - Licensed insurance carrier or domiciled RRG.....	47	R - Registered - Non-domiciled RRGs.....	0
E - Eligible - Reporting entities eligible or approved to write surplus lines in the state (other than their state of domicile - See DSLI).....	0	Q - Qualified - Qualified or accredited reinsurer.....	0
D - Domestic Surplus Lines Insurer (DSLII) - Reporting entities authorized to write surplus lines in the state of domicile.....	0	N - None of the above - Not allowed to write business in the state.....	10

SCHEDULE Y - INFORMATION CONCERNING ACTIVITIES OF INSURER MEMBERS OF A HOLDING COMPANY GROUP

PART 1 - ORGANIZATIONAL CHART

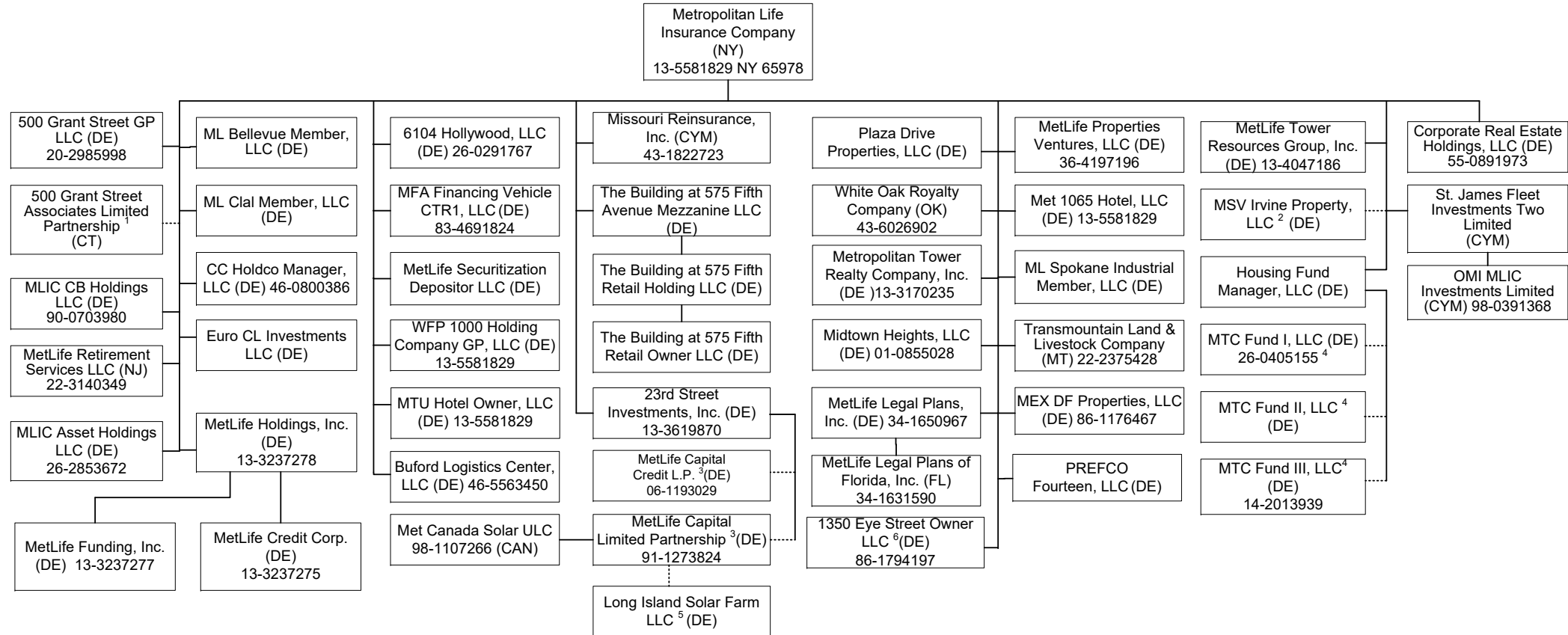


1 72.35109659% of MetLife Chile Inversiones Limitada is owned by MetLife, Inc., 24.8823628% by American Life Insurance Company, 2.76654057% is owned by Inversiones MetLife Holdco Dos Limitada and 0.00000004% is owned by Natiloportem Holdings, LLC.
 2 99.99999% of MetLife Global Operations Support Center Private Limited is owned by MetLife Solutions Pte. Ltd. and 0.00001% is owned by Natiloportem Holdings, LLC.
 3 99.99946% of Inversiones MetLife Holdco Dos Limitada is owned by MetLife, Inc., 0.000535% is owned by MetLife International Holdings, LLC. and 0.0000054% is owned by Natiloportem Holdings, LLC.
 4 99.99% of MetLife Services East Private Limited is owned by MetLife Solutions Pte. Ltd and .01% is owned by Natiloportem Holdings, LLC.

SCHEDULE Y - INFORMATION CONCERNING ACTIVITIES OF INSURER MEMBERS OF A HOLDING COMPANY GROUP

PART 1 - ORGANIZATIONAL CHART

A



Q11.1

1 99% of 500 Grant Street Associates Limited Partnership is held by Metropolitan Life Insurance Company and 1% by 500 Grant Street GP LLC.

2 96% of MSV Irvine Property, LLC is owned by Metropolitan Life Insurance Company and 4% is owned by Metropolitan Tower Realty Company, Inc.

3 1% General Partnership interest is held by 23rd Street Investment, Inc. and 99% Limited Partnership interest is held by Metropolitan Life Insurance Company.

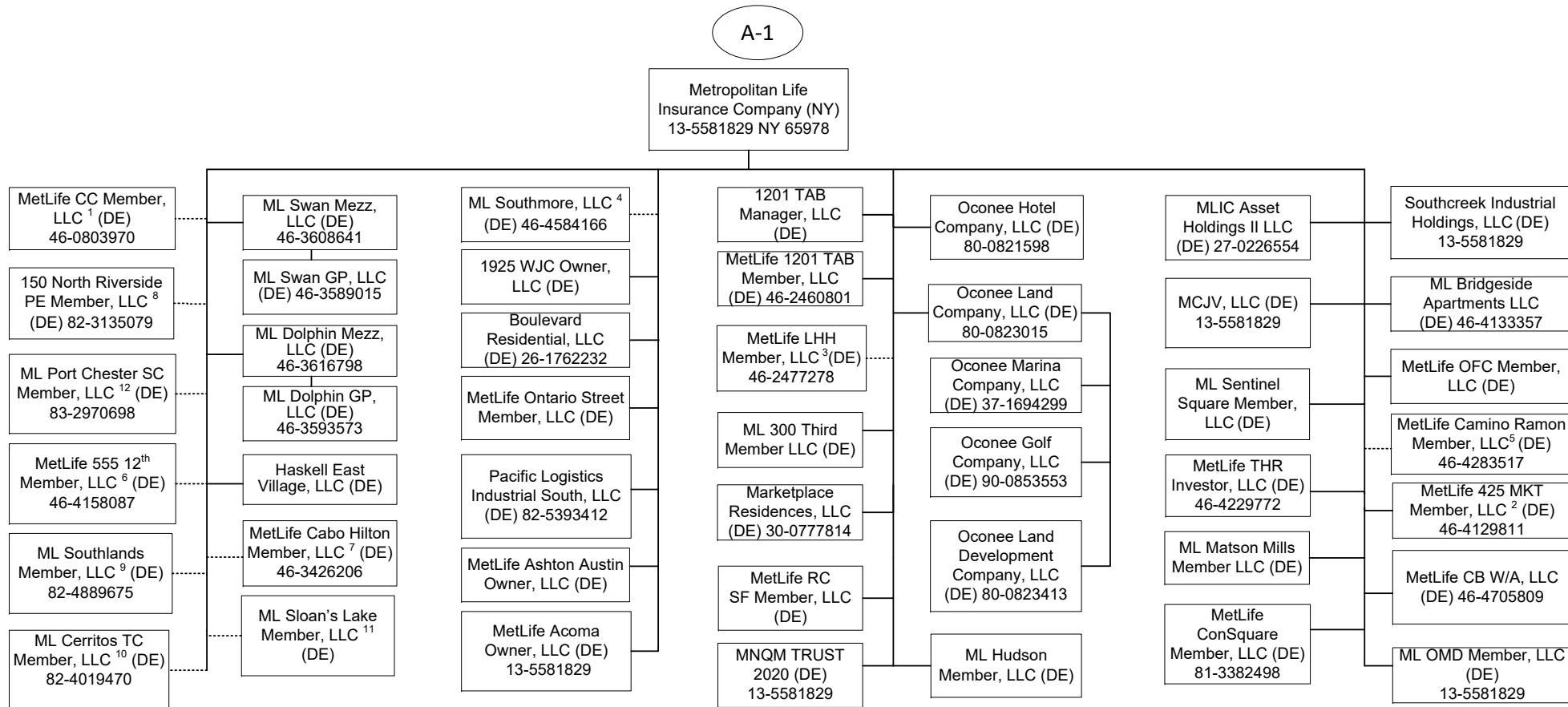
4 Housing Fund Manager, LLC is the managing member and owns .01% and the remaining interests are held by a third party member.

5 90.39% membership interest is held by LISF Solar Trust in which MetLife Capital Limited Partnership has a 100% beneficial interest and the remaining 9.61% is owned by a third party.

6 95.616439% of 1350 Eye Street Owner LLC is owned by Metropolitan Life insurance Company and 4.383561% is owned by Metropolitan Tower Life Insurance Company.

SCHEDULE Y - INFORMATION CONCERNING ACTIVITIES OF INSURER MEMBERS OF A HOLDING COMPANY GROUP

PART 1 - ORGANIZATIONAL CHART



Q11.2

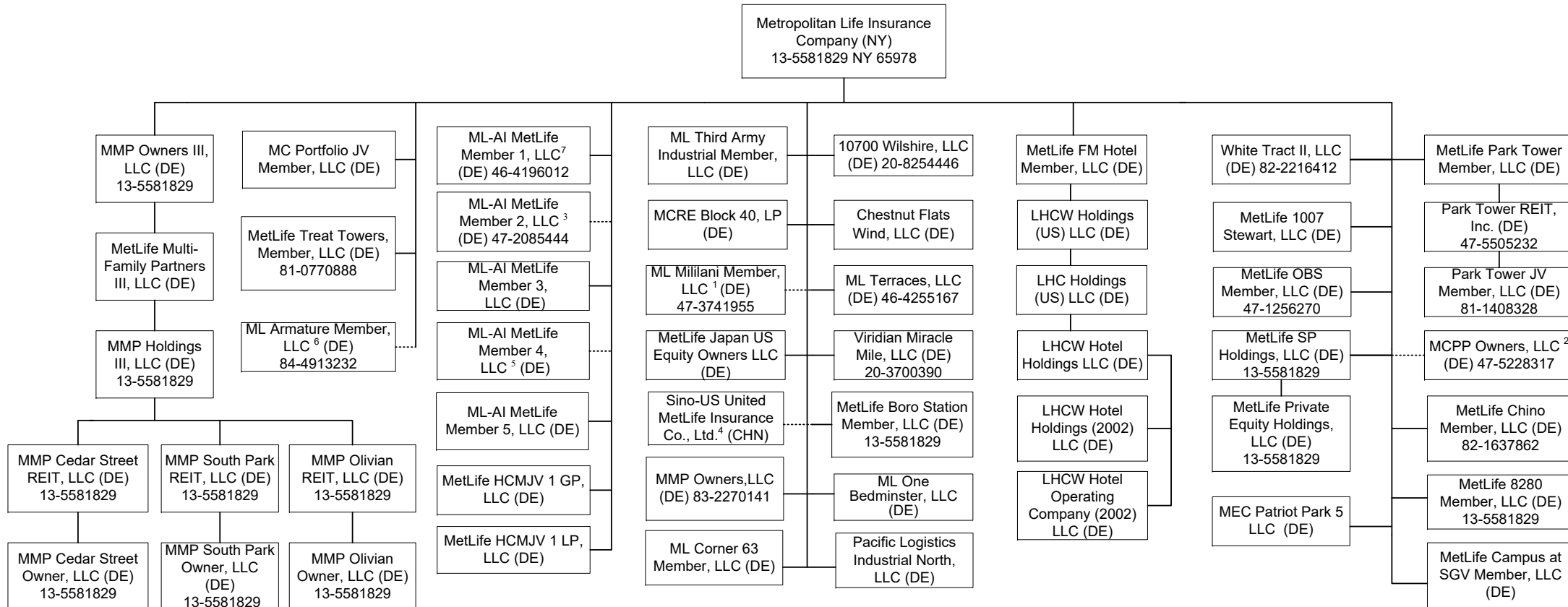
1 95.122% of MetLife CC Member, LLC is held by Metropolitan Life Insurance Company and 4.878% by Metropolitan Tower Life Insurance Company.
 2 66.91% of MetLife 425 MKT Member, LLC is owned by Metropolitan Life Insurance Company and 33.09% is owned by MREF 425 MKT, LLC.
 3 99% of MetLife LHH Member, LLC is owned by Metropolitan Life Insurance Company and 1% by Metropolitan Tower Life Insurance Company.
 4 99% of ML Southmore, LLC is owned by Metropolitan Life Insurance Company and 1% by Metropolitan Tower Life Insurance Company.
 5 99% of MetLife Camino Ramon Member, LLC is owned by Metropolitan Life Insurance Company and 1% by Metropolitan Tower Life Insurance Company.
 6 94.6% of MetLife 555 12th Member, LLC is owned by Metropolitan Life Insurance Company and 5.4% is owned by Metropolitan Tower Life Insurance Company.

7 83.1% of MetLife Cabo Hilton Member, LLC is owned by Metropolitan Life Insurance Company and 16.9% by Metropolitan Tower Life Insurance Company.
 8 81.45% of 150 North Riverside PE Member, LLC is owned by Metropolitan Life Insurance Company, 18.55% is owned by Metropolitan Tower Life Insurance Company.
 9 60% of ML Southlands Member, LLC is owned by Metropolitan Life Insurance Company and 40% is owned by Metropolitan Tower Life Insurance Company.
 10 60% of ML Cerritos TC Member, LLC is owned by Metropolitan Life Insurance Company and 40% is owned by Metropolitan Tower Life Insurance Company.
 11 55% of ML Sloan's Lake Member, LLC is owned by Metropolitan Life Insurance Company and 45% is owned by Metropolitan Tower Life Insurance Company.
 12 60% of ML Port Chester SC Member, LLC is owned by Metropolitan Life Insurance Company and 40% is owned by Metropolitan Tower Life Insurance Company.

SCHEDULE Y - INFORMATION CONCERNING ACTIVITIES OF INSURER MEMBERS OF A HOLDING COMPANY GROUP

PART 1 - ORGANIZATIONAL CHART

A-2



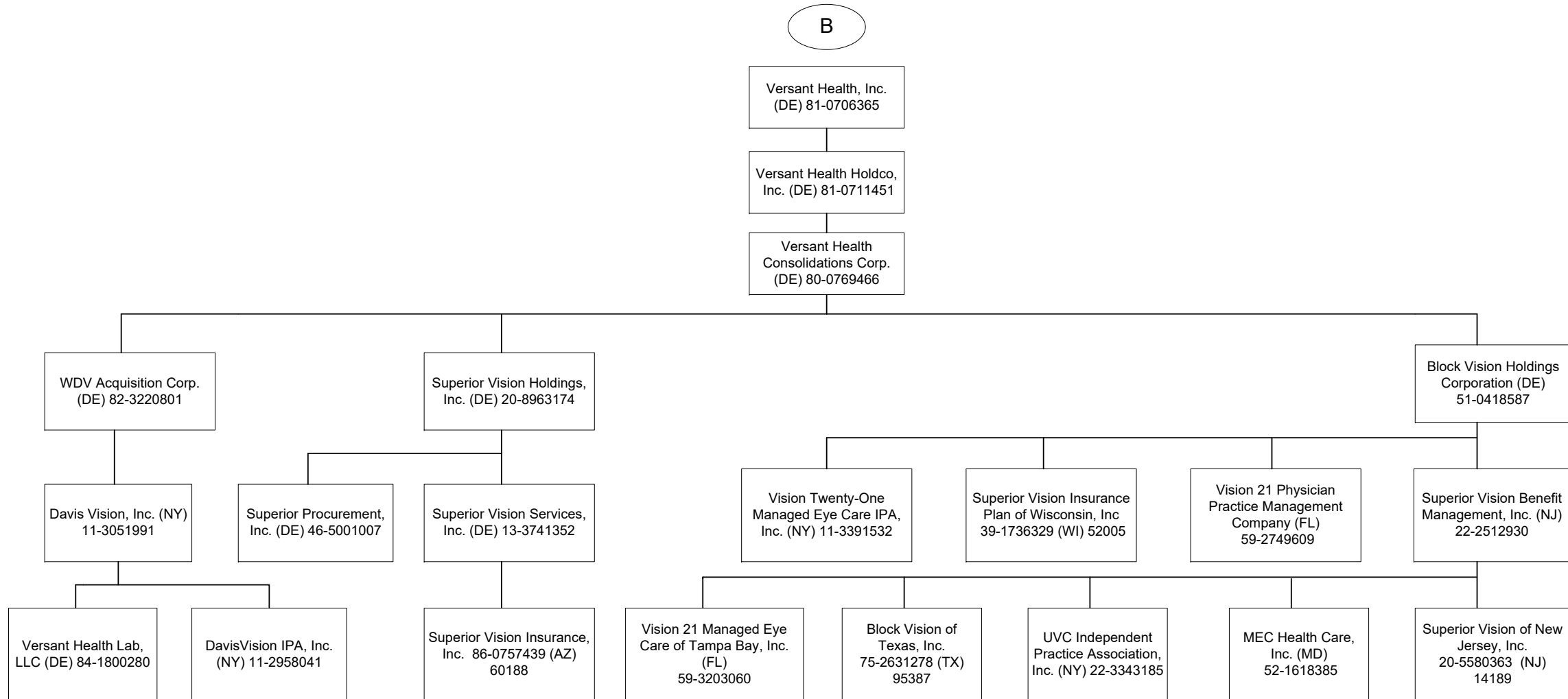
Q11.3

- 1 95% of ML Mililani Member, LLC is owned by Metropolitan Life Insurance Company and 5% is owned by Metropolitan Tower Life Insurance Company.
- 2 87.34% of MCPP Owners, LLC is owned by Metropolitan Life Insurance Company, 1.81% by Metropolitan Tower Life Insurance Company and 10.85% by MTL Leasing, LLC.
- 3 98.97% of ML-AI MetLife Member 2, LLC is owned by Metropolitan Life Insurance Company and 1.03% by Metropolitan Tower Life Insurance Company.
- 4 50% of Sino-US United MetLife Insurance Co. Ltd. is owned by Metropolitan Life Insurance Company and 50% is owned by a third party.
- 5 60% of ML-AI Member 4, LLC is owned by Metropolitan Life Insurance Company and 40% is owned by Metropolitan Tower Life Insurance Company.
- 6 87.34% of ML Armature Member, LLC is owned by Metropolitan Life Insurance Company and 12.66% is owned by Metropolitan Tower Life Insurance Company.
- 7 100% of the membership interest is owned by Metropolitan Life Insurance Company.

SCHEDULE Y - INFORMATION CONCERNING ACTIVITIES OF INSURER MEMBERS OF A HOLDING COMPANY GROUP

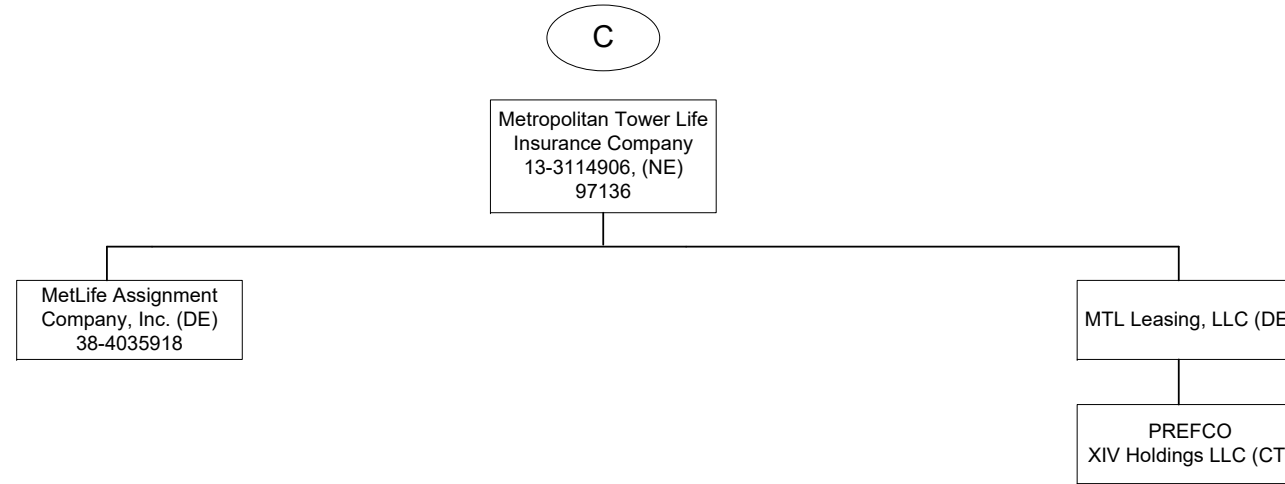
PART 1 - ORGANIZATIONAL CHART

Q11.4



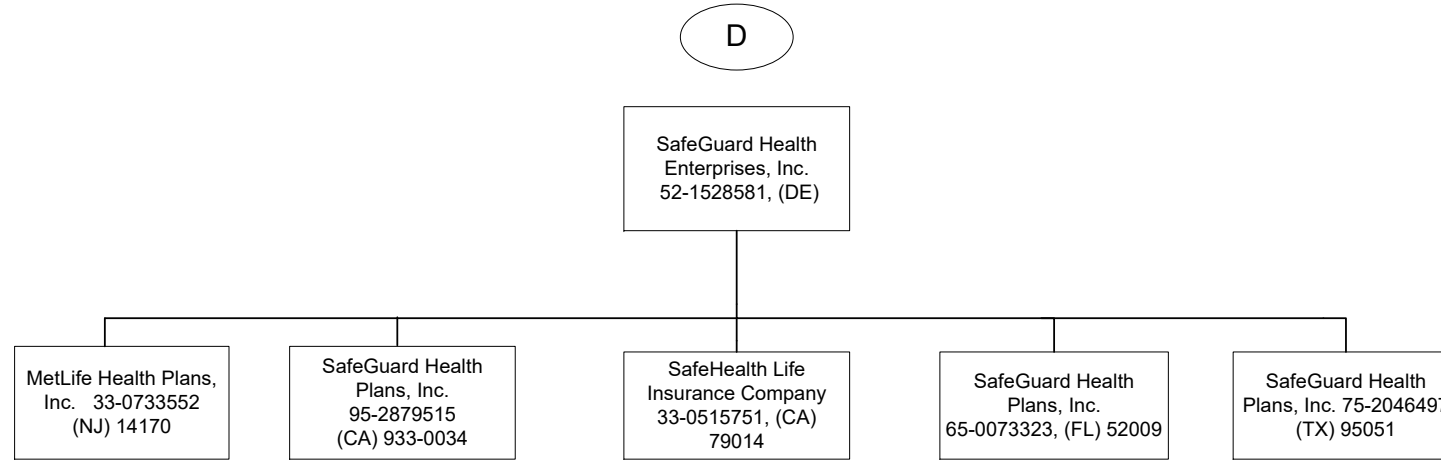
SCHEDULE Y - INFORMATION CONCERNING ACTIVITIES OF INSURER MEMBERS OF A HOLDING COMPANY GROUP

PART 1 - ORGANIZATIONAL CHART



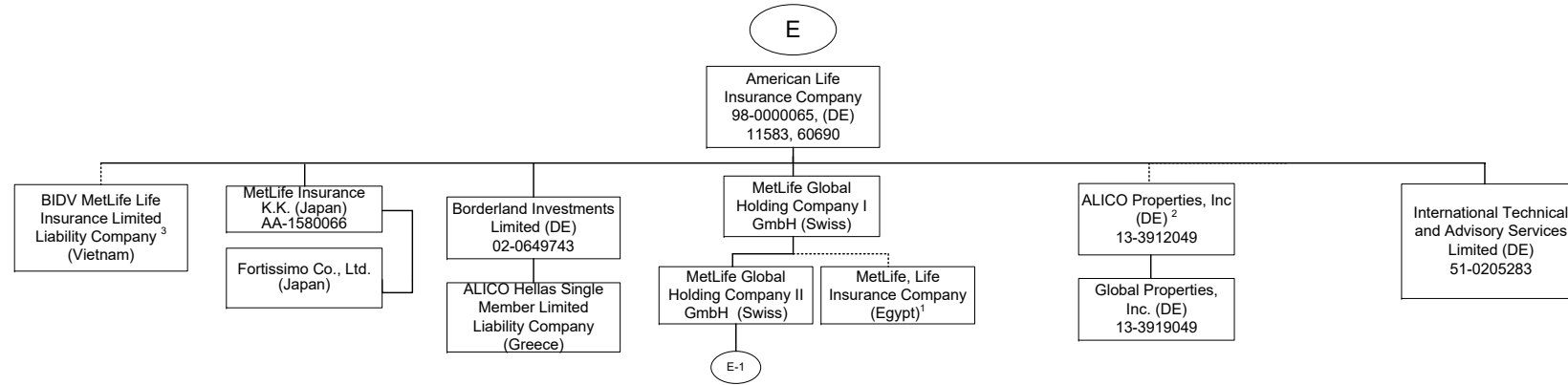
SCHEDULE Y - INFORMATION CONCERNING ACTIVITIES OF INSURER MEMBERS OF A HOLDING COMPANY GROUP

PART 1 - ORGANIZATIONAL CHART



SCHEDULE Y - INFORMATION CONCERNING ACTIVITIES OF INSURER MEMBERS OF A HOLDING COMPANY GROUP

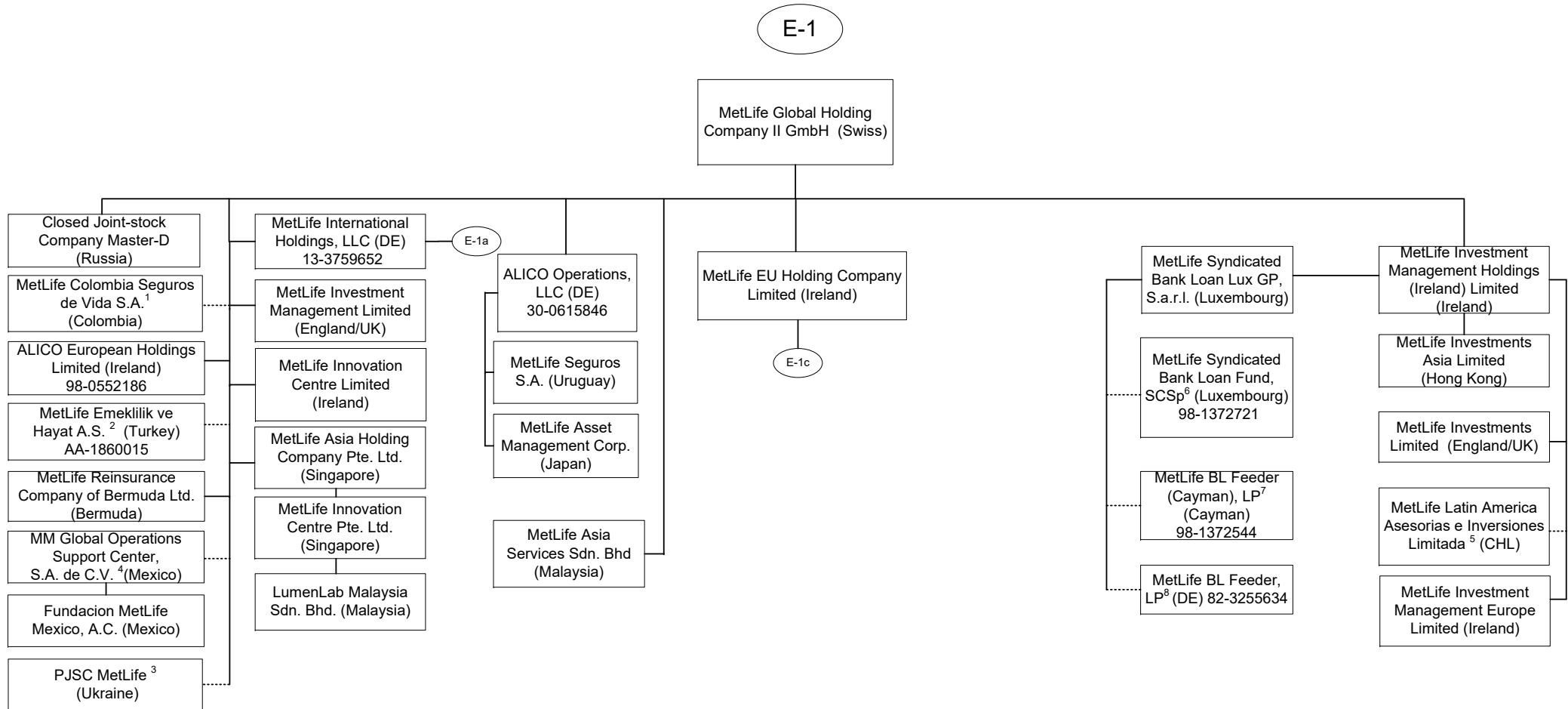
PART 1 - ORGANIZATIONAL CHART



1 84.125% of MetLife, Life Insurance Company (Egypt) is owned by MetLife Global Holding Company I GmbH and the remaining interest by third parties.
 2 51% of ALICO Properties, Inc. is owned by American Life Insurance Company and the remaining interest by third parties.
 3 60.61% of BIDV MetLife Life Insurance Limited Liability Company is held by American Life Insurance Company and the remainder by third parties.

SCHEDULE Y - INFORMATION CONCERNING ACTIVITIES OF INSURER MEMBERS OF A HOLDING COMPANY GROUP

PART 1 - ORGANIZATIONAL CHART



1 89.9999657134583% of MetLife Colombia Seguros de Vida S.A. is owned by MetLife Global Holding Company II GmbH, 10.0000315938813% is owned by MetLife Global Holding Company I GmbH, International Technical and Advisory Services Limited, Borderland Investments Limited and Natloportem Holdings, LLC each own 0.000000897553447019009%.

2 99.98% of MetLife Emeklilik ve Hayat A.S. is owned by MetLife Global Holding Company II GmbH (Swiss) and the remaining by third parties.

3 99.9988% of PJSC MetLife is owned by MetLife Global Holding Company II GmbH, .0006% is owned by International Technical and Advisory Services Limited and the remaining .0006% is owned by Borderland Investments Limited

4 99.999509% of MM Global Operations Support Center S.A. de C.V. (Mexico) is held by MetLife Global Holding Company II GmbH (Swiss) and 0.000491% is held by MetLife Global Holding Company I GmbH (Swiss).

5 99.99% of MetLife Latin American Asesorias e Inversiones Limitada is owned by MetLife Investment Management Holdings (Ireland) Limited and .01% is owned by MetLife Global Holding Company II GmbH (Swiss).

6 MetLife Syndicated Bank Loan Lux GP, S.a.r.l. is the general partner of MetLife Syndicated Bank Loan Fund, SCSp (the "Fund"). The only investors in the Fund are MetLife BL Feeder (Cayman), LP and MetLife BL Feeder, LP.

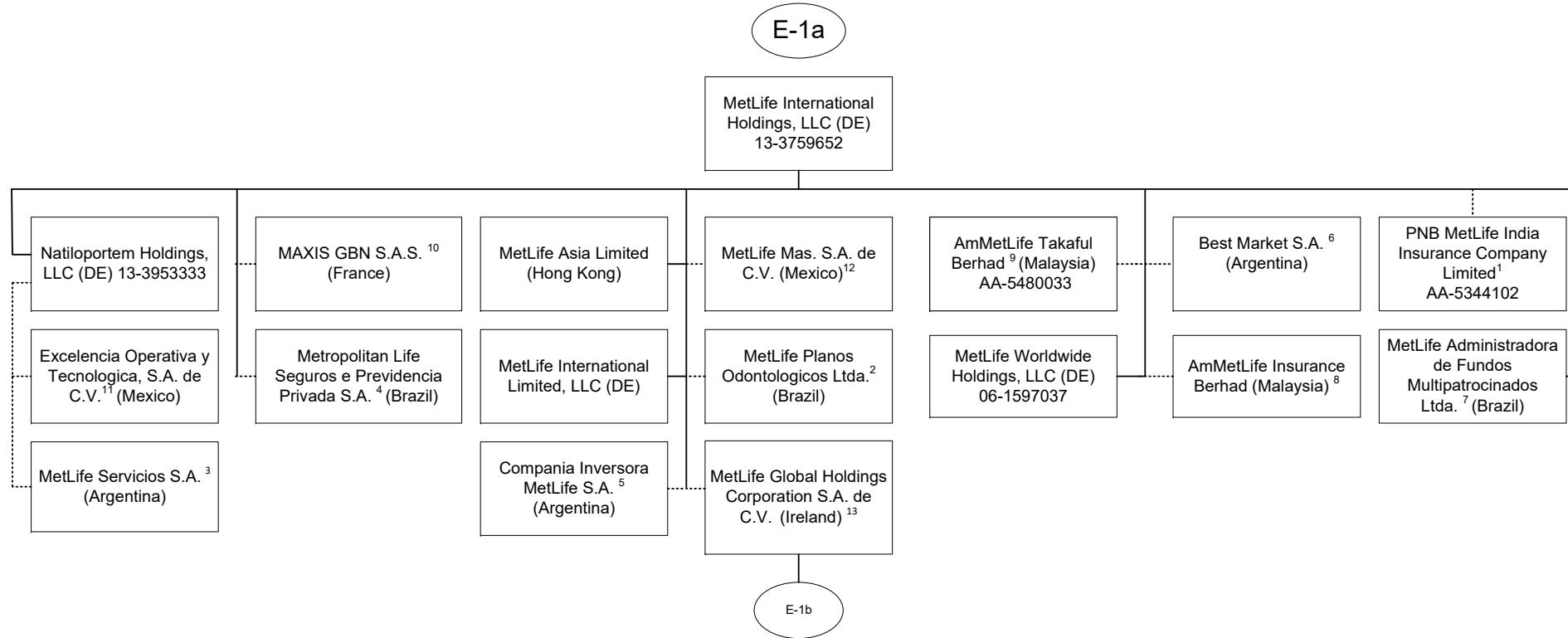
7 MetLife Syndicated Bank Loan Lux GP, S.a.r.l. is the general partner of MetLife BL Feeder (Cayman), LP (the "Fund"). The following affiliates hold limited partnership interests in the feeder: MetLife Insurance Co. of Korea (4.73%) and MetLife Insurance K.K. (95.27%).

8 MetLife Syndicated Bank Loan Lux GP, S.a.r.l. is the general partner of MetLife BL Feeder, LP (the "Fund"). All interests in the Fund are held by third parties.

Q11.8

SCHEDULE Y - INFORMATION CONCERNING ACTIVITIES OF INSURER MEMBERS OF A HOLDING COMPANY GROUP

PART 1 - ORGANIZATIONAL CHART



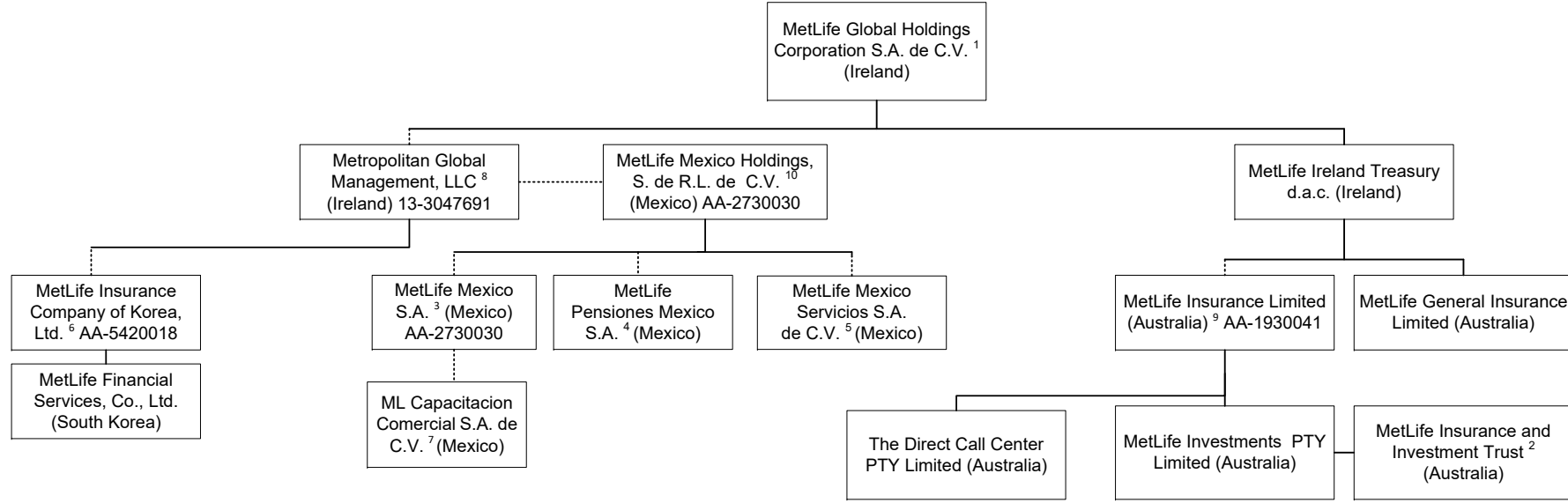
1 32.0526% of PNB MetLife India Insurance Company Limited is owned by MetLife International Holdings, LLC and 67.9474% is owned by third parties.
 2 99.999% of MetLife Planos Odontologicos Ltda. is owned by MetLife International Holdings, LLC and .001% is owned by Natiloportem Holdings, LLC.
 3 19.12% of the shares of MetLife Servicios S.A. are held by Compania Inversora MetLife S.A. and 80.88% are held by Natiloportem Holdings, LLC.
 4 66.662% is owned by MetLife International Holdings, LLC, 33.337% is owned by MetLife Worldwide Holdings, LLC and 0.001% is owned by Natiloportem Holdings, LLC.
 5 95.46% is owned by MetLife International Holdings, LLC and 4.54% is owned by Natiloportem Holdings, LLC.
 6 5% of the shares are held by Natiloportem Holdings, LLC and 95% is owned by MetLife International Holdings, LLC.

7 99.99998% of MetLife Administradora de Fondos Multipatrocinos Ltda. is owned by MetLife International Holdings, LLC and .00002% by Natiloportem Holdings, LLC.
 8 50.000002% of AmMetLife Insurance Berhad is owned by MetLife International Holdings, LLC and the remainder by a third party.
 9 49.999997% of AmMetLife Takaful Berhad is owned by MetLife International Holdings, LLC and the remainder by a third party.
 10 50% of MAXIS GBN S.A.S. is held by MetLife International Holdings, LLC and the remainder by third parties.
 11 99.9% of Excelencia Operativa y Tecnologica, S.A. de C.V. is held by Natiloportem Holdings, LLC and .1% by MetLife Mexico Servicios S.A. de C.V.
 12 99.99964399% MetLife Mas, SA de C.V. is owned by MetLife International Holdings, LLC and .00035601% is owned by International Technical and Advisory Services Limited.
 13 98.9% is owned by MetLife International Holdings, LLC and 1.1% is owned by MetLife International Limited, LLC.

SCHEDULE Y - INFORMATION CONCERNING ACTIVITIES OF INSURER MEMBERS OF A HOLDING COMPANY GROUP

PART 1 - ORGANIZATIONAL CHART

E-1b



1 98.9% is owned by MetLife International Holdings, LLC and 1.1% is owned by MetLife International Limited, LLC.

2 MetLife Insurance and Investment Trust is a trust vehicle, the trustee of which is MetLife Investments PTY Limited ("MIPL"). MIPL is a wholly owned subsidiary of MetLife Insurance PTY Limited.

3 99.050271% is owned by MetLife Mexico Holdings, S. de R.L. de C.V. and .949729% is owned by MetLife International Holdings, LLC.

4 97.5125% is owned by MetLife Mexico Holdings, S. de R.L. de C.V. and 2.4875% is owned by MetLife International Holdings, LLC.

5 98% is owned by MetLife Mexico Holdings, S. de R.L. de C.V. and 2% is owned by MetLife International Holdings, LLC.

6 14.64% is owned by MetLife Mexico, S.A. and 85.36% is owned by Metropolitan Global Management, LLC.

7 99% is owned by MetLife Mexico S.A. and 1% is owned by MetLife Mexico Servicios, S.A. de C.V.

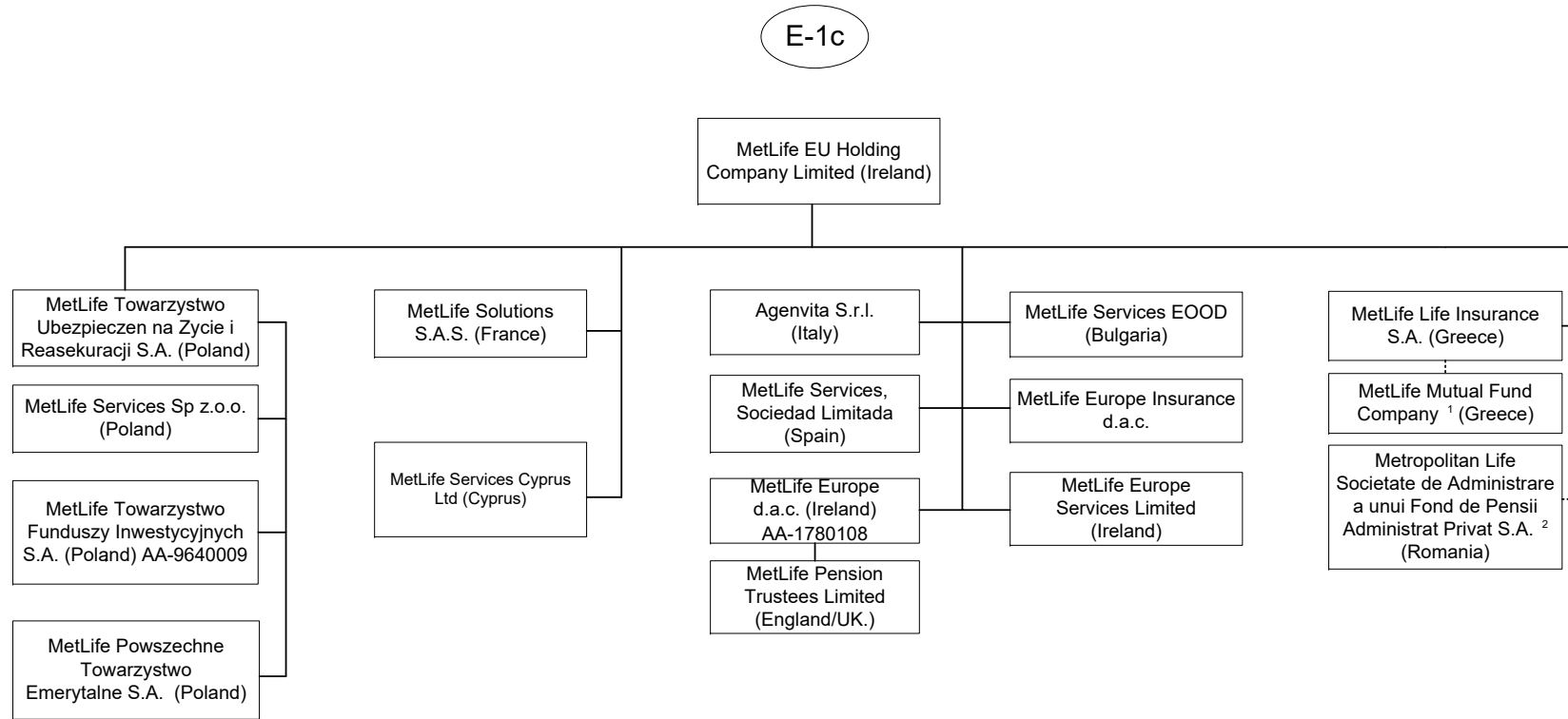
8 99.7% is owned by MetLife Global Holdings Corporation S.A. de C.V. and 0.3% is owned by MetLife International Holdings, LLC.

9 91.16468% of MetLife Insurance Limited (Australia) is owned by MetLife Ireland Treasury d.a.c. and 8.83532% by MetLife Global Holdings Corp. S.A. de C.V..

10 99.99995% is owned by Metropolitan Global Management, LLC and .00005% is owned by MetLife International Holdings, LLC.

SCHEDULE Y - INFORMATION CONCERNING ACTIVITIES OF INSURER MEMBERS OF A HOLDING COMPANY GROUP

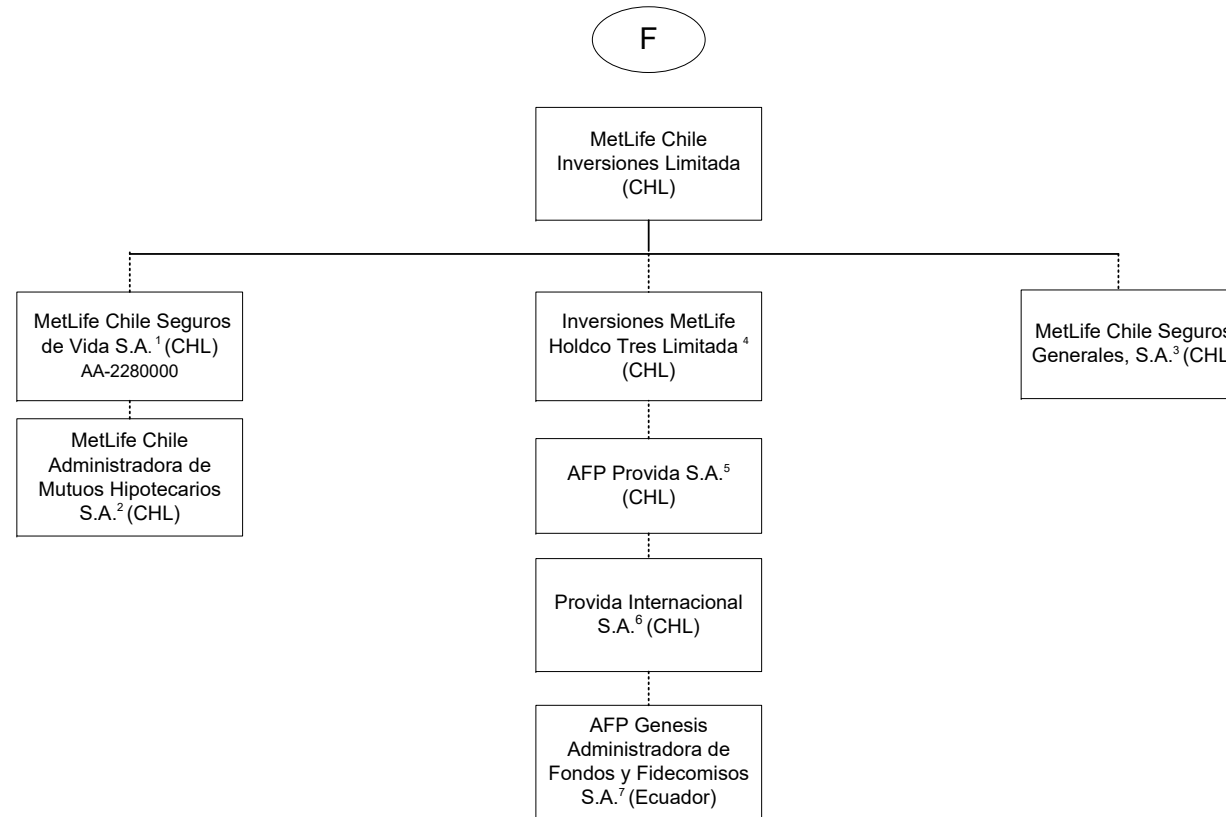
PART 1 - ORGANIZATIONAL CHART



1 90% of MetLife Mutual Fund Company is owned by MetLife Life Insurance S.A. and the remaining interest by a third party.
 2 99.9903% of Metropolitan Life Societate de Administrare a unui Fond de Pensii Administrat Privat S.A. is owned by MetLife EU Holding Company Limited and 0.0097% by MetLife Services Sp z.o.o.

SCHEDULE Y - INFORMATION CONCERNING ACTIVITIES OF INSURER MEMBERS OF A HOLDING COMPANY GROUP

PART 1 - ORGANIZATIONAL CHART

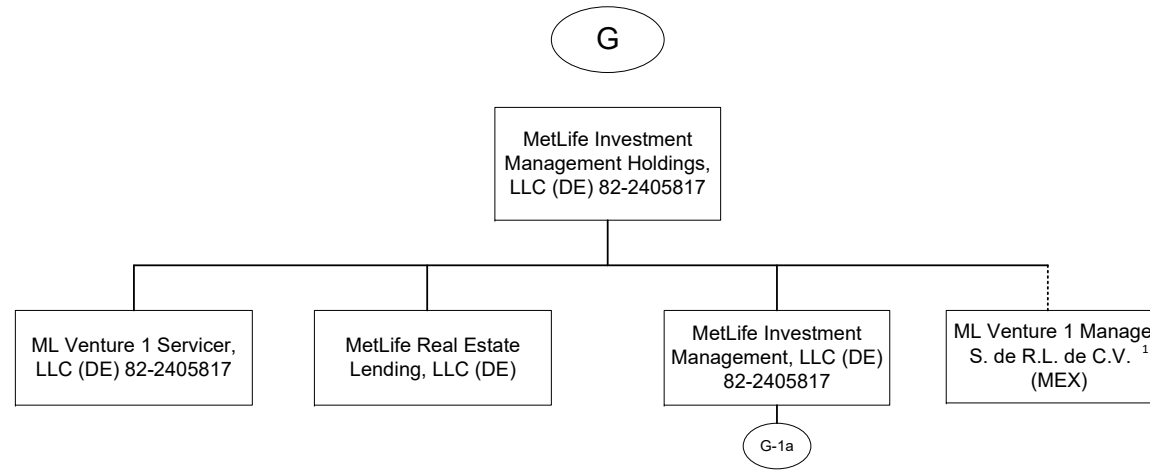


1 99.997% is held by MetLife Chile Inversiones Limitada and .003% by International Technical and Advisory Services Limited.
 2 99.9% is held by MetLife Chile Seguros de Vida S.A. and 0.1% by MetLife Chile Inversiones Limitada.
 3 99.99% of MetLife Chile Seguros Generales, S.A. is owned by MetLife Chile Inversiones Limitada and 0.01% by Inversiones MetLife Holdco Dos Limitada.
 4 97.13% of Inversiones MetLife Holdco Tres Limitada is owned by MetLife Chile Inversiones Limitada and 2.87% is owned by Inversiones MetLife Holdco Dos Limitada.

5 42.3815% of AFP Provida S.A. is owned by Inversiones MetLife Holdco Dos Limitada, 42.3815% owned by Inversiones MetLife Holdco Tres Limitada and 10.9224% by MetLife Chile Inversiones Limitada and the remainder is owned by the public.
 6 99.99% of Provida Internacional S.A. is owned by AFP Provida S.A. and .01% by MetLife Chile Inversiones Limitada.
 7 99.9% of AFP Genesis Administradora de Fondos y Fidecomisos S.A. is owned by Provida Internacional S.A. and 0.1% by MetLife Chile Inversiones Limitada.

SCHEDULE Y - INFORMATION CONCERNING ACTIVITIES OF INSURER MEMBERS OF A HOLDING COMPANY GROUP

PART 1 - ORGANIZATIONAL CHART



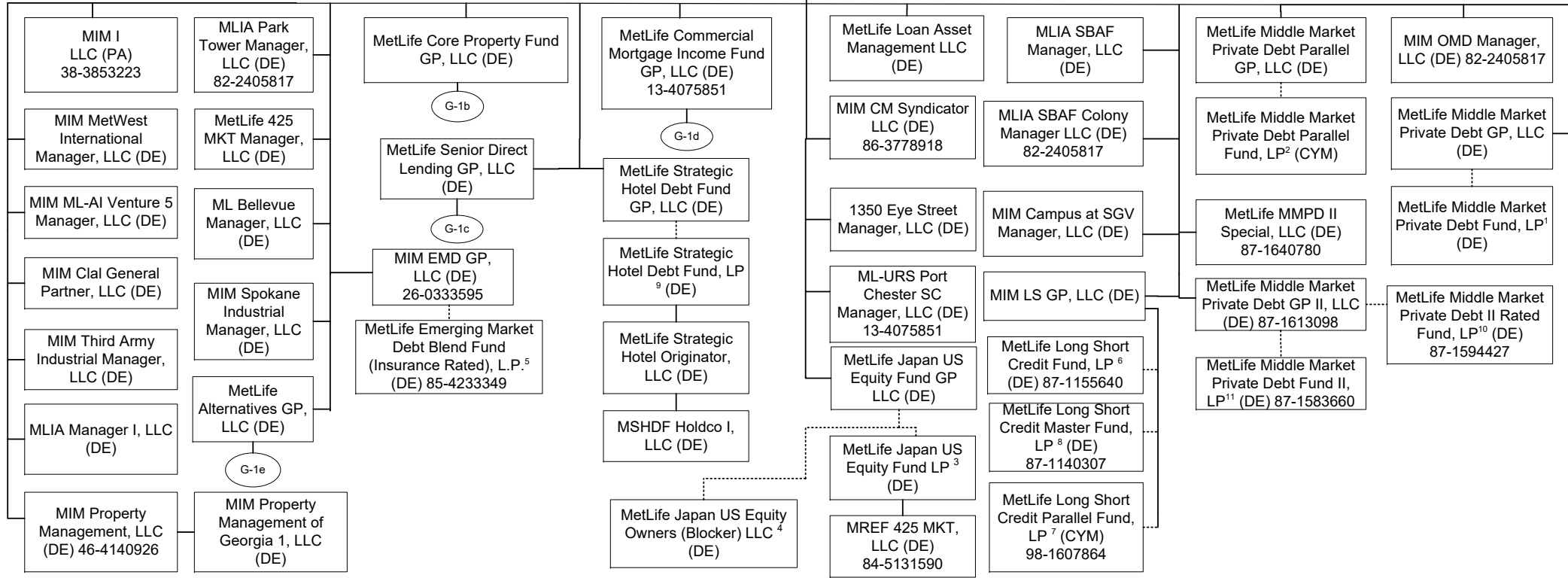
1. 99.9% of ML Venture1 Manager, S. de R.L. de C.V. is owned by MetLife Investment Management Holdings, LLC and 0.1% is owned by MetLife Investment Management Holdings (Ireland) Limited.

SCHEDULE Y - INFORMATION CONCERNING ACTIVITIES OF INSURER MEMBERS OF A HOLDING COMPANY GROUP

PART 1 - ORGANIZATIONAL CHART

G-1a

MetLife Investment Management, LLC (DE)



Q1.1.14

1 MetLife Middle Market Private Debt, GP, LLC is the general partner of MetLife Middle Market Private Debt Fund, L.P. (the "Fund"). The following affiliates hold limited partnership interests in the Fund: 30.96% is held by MetLife Private Equity Holdings, LLC, 30.96% is held by Metropolitan Life Insurance Company, .99% is held by MetLife Middle Market Private Debt, GP, LLC. The remainder is held by a third party.

2 MetLife Middle Market Private Debt Parallel GP is the general partner of MetLife Middle Market Private Debt Parallel Fund, LP. The following affiliate holds a limited partnership interest in the Fund: MetLife Insurance K.K. (Japan) (100%).

3 MetLife Japan US Equity Fund GP, LLC is general partner of MetLife Japan US Equity Fund LP ("Fund"). The following affiliates hold a limited partnership interest in the Fund LP: 51% is owned by MetLife Japan US Equity Owners LLC and 49% by MetLife Japan US Equity Owners (Blocker)

4 MetLife Japan US Equity Fund GP, LLC is the manager of MetLife Japan US Equity Owners (Blocker) LLC. MetLife Insurance K.K. (Japan) is the sole member. 92.09% of the limited partnership interest of MetLife International PE Fund III, LP is owned by MetLife Insurance K.K. (Japan) and 7.91% is owned by MetLife Insurance Company of Korea Limited.

5 MIM EMD GP, LLC is the general partner of MetLife Emerging Market Debt Blend Fund (Insurance Rated), L.P. (the "Fund"). Metropolitan Life Insurance Company owns 76.6% of the Fund. The remainder is held by a third party.

6 MIM LS GP, LLC is the general partner of MetLife Long Short Credit Fund, LP (the "Fund"). Metropolitan Life Insurance Company owns 76.6% of the Fund. The remainder is held by third parties.

7 MIM LS GP, LLC is the general partner of MetLife Long Short Credit Parallel Fund, LP (the "Fund"). Metropolitan Life Insurance Company is the sole limited partner in the Fund.

8 MIM LS GP, LLC is the general partner of MetLife Long Short Credit Master Fund, LP (the "Fund"). Metropolitan Life Insurance Company is the sole limited partner in the Fund.

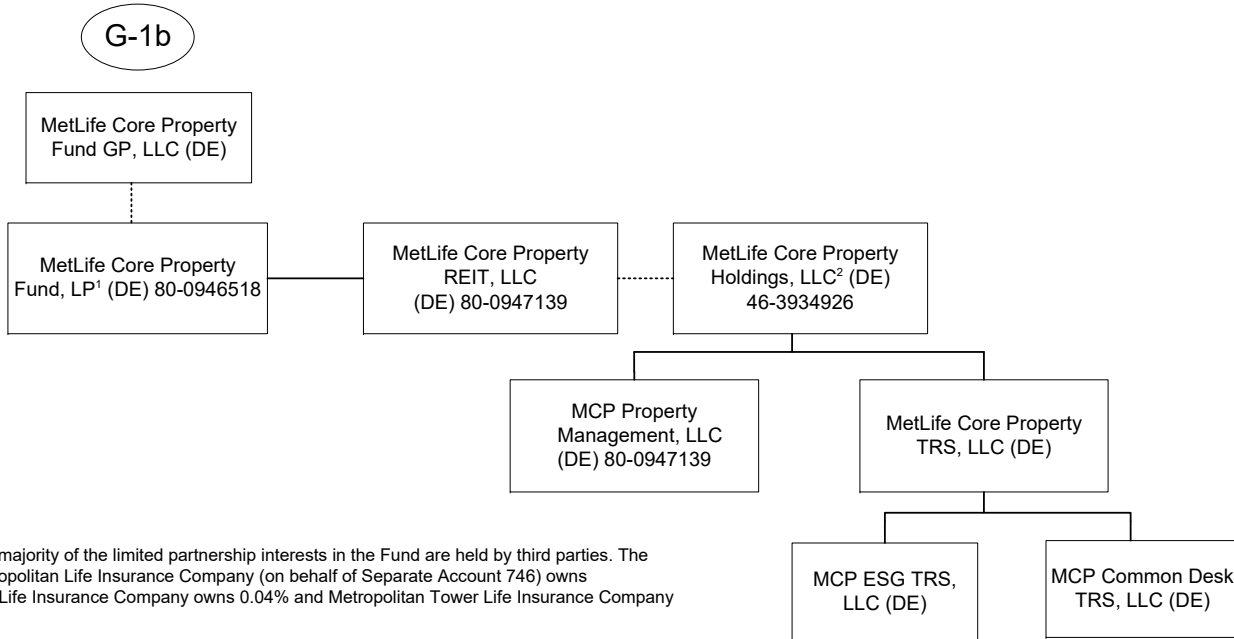
9 MetLife Strategic Hotel Debt Fund GP, LLC is the general partner of MetLife Strategic Hotel Debt Fund, LP (the "Fund"). The following affiliates committed to hold limited partnership interests in the Fund: Metropolitan Life Insurance Company (44.64%) and Metropolitan Tower Life Insurance Company (44.64%). The remainder is held by a third party.

10 MetLife Middle Market Private Debt II GP, LLC is the general partner of MetLife Middle Market Private Debt II Rated Fund, LP (the "Fund"). The following affiliates committed to hold limited partnership interests in the Fund: Metropolitan Life Insurance Company (78.077%), Metropolitan Tower Life Insurance Company (18.077%) and Missouri Reinsurance (3.846%).

11 MetLife Middle Market Private Debt Fund II, GP is the general partner of MetLife Middle Market Private Debt Fund II, LP (the "Fund"). All interests in the Fund are held by the MetLife Middle Market Private Debt II Rated Fund, LP.

SCHEDULE Y - INFORMATION CONCERNING ACTIVITIES OF INSURER MEMBERS OF A HOLDING COMPANY GROUP

PART 1 - ORGANIZATIONAL CHART

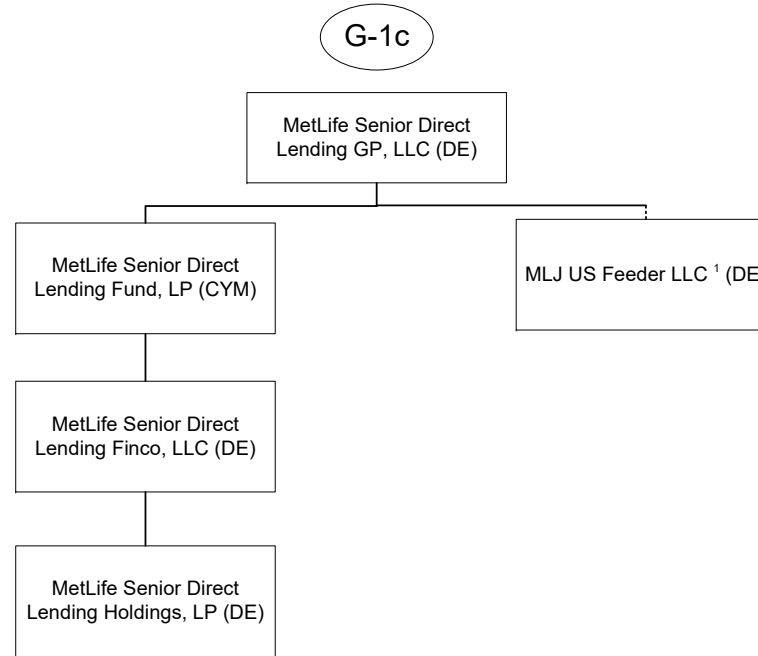


- 1 MetLife Core Property Fund GP, LLC is the general partner of MetLife Core Property Fund, LP (the "Fund"). A substantial majority of the limited partnership interests in the Fund are held by third parties. The following affiliates hold limited partnership interests in the Fund: Metropolitan Life Insurance Company owns 14.40%, Metropolitan Life Insurance Company (on behalf of Separate Account 746) owns 2.09%, MetLife Insurance Company of Korea Limited owns 1.52%, MetLife Insurance KK owns 8.1%, Metropolitan Tower Life Insurance Company owns 0.04% and Metropolitan Tower Life Insurance Company (on behalf of Separate Account 152) owns 3.85%.
- 2 MetLife Core Property Holdings, LLC also holds, directly or indirectly, the following limited liability companies (indirect ownership indicated in parenthesis): MCP Alley24 East, LLC; MCP Foxborough, LLC (100%); MCP One Westside, LLC; MCP 7 Riverway, LLC; MCPF Acquisition, LLC; MCP SoCal Industrial – Springdale, LLC; MCP SoCal Industrial – Concourse, LLC; MCP SoCal Industrial – Kellwood, LLC; MCP SoCal Industrial – Redondo, LLC; MCP SoCal Industrial – Fullerton, LLC; MCP SoCal Industrial – Loker, LLC; MCP Paragon Point, LLC; MCP 4600 South Syracuse, LLC; MCP The Palms at Doral, LLC; MCP Waterford Atrium, LLC; MCP EnV Chicago, LLC; MCP 1900 McKinney, LLC; MCP 550 West Washington, LLC; MCP 3040 Post Oak, LLC; MCP Plaza at Legacy, LLC; MCP SoCal Industrial – LAX, LLC; MCP SoCal Industrial - Anaheim, LLC; MCP SoCal Industrial - Canyon, LLC; MCP SoCal Industrial – Bernardo, LLC; MCP Ashton South End, LLC; MCP Lodge At Lakecrest, LLC; MCP Main Street Village, LLC; MCP Trimble Campus, LLC; MCP Stateline, LLC; MCP Highland Park Lender, LLC; MCP Buford Logistics Center Bldg B, LLC; MCP 22745 & 22755 Relocation Drive, LLC; MCP 9020 Murphy Road, LLC; MCP Northyards Holdco, LLC; MCP Northyards Owner, LLC (100%); MCP Northyards Master Lessee, LLC (100%); MCP VOA Holdings, LLC; MCP VOA I & III, LLC (100%); MCP VOA II, LLC (100%); MCP West Broad Marketplace, LLC; MCP Grapevine, LLC; MCP Union Row, LLC; MCP Fife Enterprise Center, LLC; MCP 2 Ames, LLC; MCP 2 Ames Two, LLC (100%); MCP 2 Ames One, LLC (100%); MCP 2 Ames Owner, LLC (100%); MCP 350 Rohlwing, LLC; MCP- Wellington, LLC; MCP Onyx, LLC; MCP Valley Forge, LLC; MCP Valley Forge Two, LLC (100%); MCP Valley Forge One, LLC (100%); MCP Valley Forge Owner, LLC (100%); MCP MA Property REIT, LLC; MCPF- Needham, LLC (100%); MCP 60 11th Street Member, LLC; 60 11th Street, LLC (100%); MCP-English Village, LLC; MCP 100 Congress Member, LLC; Des Moines Creek Business Park Phase II, LLC (100%); MCP Magnolia Park Member, LLC; MCP Denver Pavilions Member, LLC; MCP Buford Logistics Center 2 Member, LLC; MCP Seattle Gateway Industrial I, LLC; MCP 249 Industrial Business Park Member, LLC; MCP Seattle Gateway Industrial II, LLC; MCP Seventh and Osborn Retail Member, LLC; MCP Astor at Osborn, LLC; MCP Block 23 Member, LLC; MCP Burnside Member, LLC; MCP Vance Jackson, LLC; MCP Mountain Technology Center Member TRS, LLC; MCP Vineyard Avenue Member, LLC; MCP 93 Red River Member, LLC; MCP Frisco Office, LLC; MCP Center Avenue Industrial Member, LLC; MCP 220 York, LLC; MCP 1500 Michael, LLC; MCP Sleepy Hollow Member, LLC; MCP Clawiter Innovation Member, LLC; MCP Hub I, LLC; MCP Hub I Property, LLC (100%); MCP Shakopee, LLC; MCP Bradford, LLC; MCP Dillon, LLC; MCP Dillon Residential, LLC; MCP Optimist Park Member, LLC; Mountain Technology Center Venture, LLC (100%); Mountain Technology Center A, LLC (100%); Mountain Technology Center B, LLC (100%); Mountain Technology Center C, LLC (100%); Mountain Technology Center D, LLC (100%); Mountain Technology Center E, LLC (100%) and MCP Frisco Office Two, LLC; MCP 38th West Highland, LLC; and MCP Gateway Commerce Center 5, LLC.

Q11.15

SCHEDULE Y - INFORMATION CONCERNING ACTIVITIES OF INSURER MEMBERS OF A HOLDING COMPANY GROUP

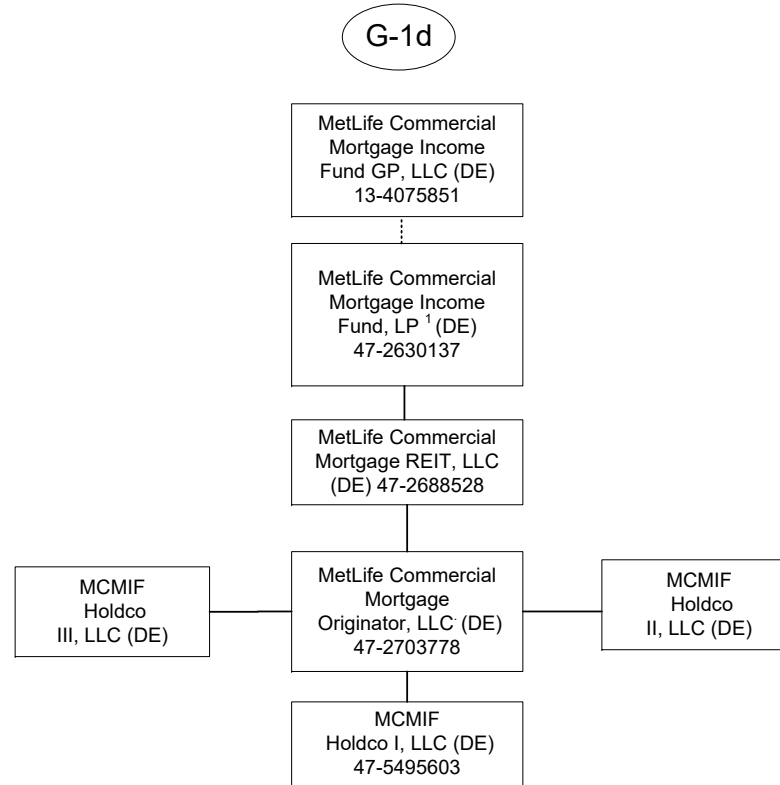
PART 1 - ORGANIZATIONAL CHART



1. MetLife Senior Direct Lending GP, LLC is the Manager of MLJ US Feeder LLC. MetLife Insurance K.K. is the sole member

SCHEDULE Y - INFORMATION CONCERNING ACTIVITIES OF INSURER MEMBERS OF A HOLDING COMPANY GROUP

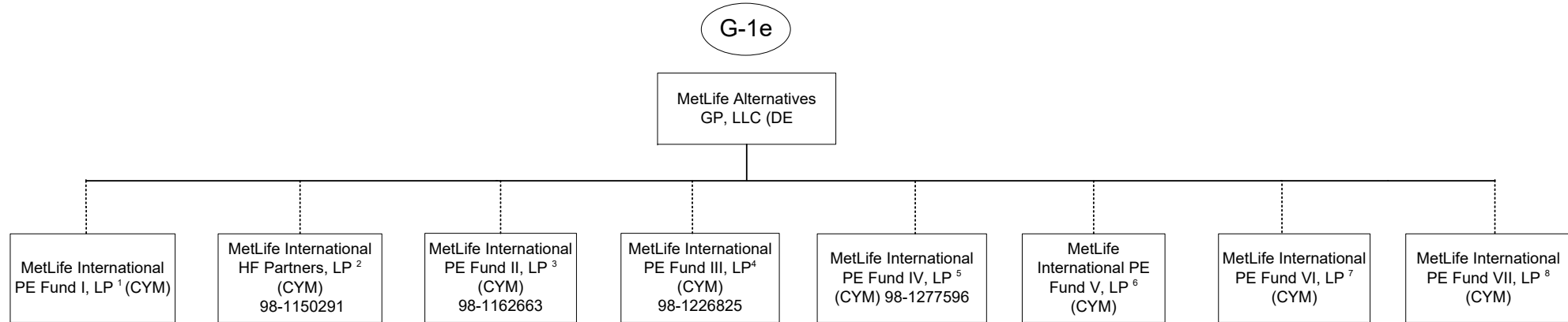
PART 1 - ORGANIZATIONAL CHART



1 MetLife Commercial Mortgage Income Fund GP, LLC is the general partner of MetLife Commercial Mortgage Income Fund, LP (the "Fund"). A majority of the limited partnership interests in the Fund are held by third parties. The following affiliates hold limited partnership interests in the Fund: Metropolitan Life Insurance Company owns 27.71%, MetLife Insurance Company of Korea, Limited. owns 1.07%, and Metropolitan Tower Life Insurance Company owns 3.67%.

SCHEDULE Y - INFORMATION CONCERNING ACTIVITIES OF INSURER MEMBERS OF A HOLDING COMPANY GROUP

PART 1 - ORGANIZATIONAL CHART



Q11.18

1 95.88% of the limited partnership interests of MetLife International PE Fund I, LP is owned by MetLife Insurance K.K. (Japan), and 4.12% is owned by MetLife Mexico S.A.
 2 90.30% of the limited partnership interests of MetLife International HF Partners, LP is owned by MetLife Insurance K.K. (Japan) and 9.70% is owned by MetLife Insurance Company of Korea Limited.
 3 97.90% of the limited partnership interest of MetLife International PE Fund II, LP is owned by MetLife Insurance K.K. (Japan) and 2.1% is owned by MetLife Mexico, S.A.
 4 92.09% of the limited partnership interest of MetLife International PE Fund III, LP is owned by MetLife Insurance K.K. (Japan) and 7.91% is owned by MetLife Insurance Company of Korea Limited.

5 96.21% of the limited partnership interests of MetLife International PE Fund IV, LP is owned by MetLife Insurance K.K. (Japan) 3.79% is owned by MetLife Insurance Company of Korea Limited.
 6 96.73% of the limited partnership interests of MetLife International PE Fund V, LP is owned by MetLife Insurance K.K. (Japan) and 3.27% is owned by MetLife Insurance Company of Korea.
 7 96.53% of the limited partnership interests of MetLife International PE Fund VI, LP entity is owned by MetLife Insurance K.K. (Japan) and 3.47% is owned by MetLife Insurance Company of Korea.
 8 MetLife Alternatives GP, LLC is the general partner of MetLife International PE Fund VII, LP. MetLife Insurance K.K. (Japan) is the sole limited partner.

SCHEDULE Y - INFORMATION CONCERNING ACTIVITIES OF INSURER MEMBERS OF A HOLDING COMPANY GROUP

PART 1 - ORGANIZATIONAL CHART

- 1) The voting securities (excluding directors' qualifying shares, if any) of each subsidiary shown on the organizational chart are 100% owned by their respective parent corporation, unless otherwise indicated.
- 2) The Metropolitan Money Market Pool and MetLife Intermediate Income Pool are pass-through investments pools, of which Metropolitan Life Insurance Company and/or its subsidiaries and/or affiliates are general partners.
- 3) The MetLife, Inc. organizational chart does not include real estate joint ventures and partnerships of which MetLife, Inc. and/or its subsidiaries is an investment partner. In addition, certain inactive subsidiaries have also been omitted.
- 4) MetLife Services EEIG is a cost-sharing mechanism used in European Union for European Union-affiliated members.

SCHEDULE Y

PART 1A - DETAIL OF INSURANCE HOLDING COMPANY SYSTEM

1	2	3	4	5	6	7	8	9	10	11	12	13	14	15	16
Group Code	Group Name	NAIC Company Code	ID Number	Federal RSSD	CIK	Name of Securities Exchange if Publicly Traded (U.S. or International)	Names of Parent, Subsidiaries or Affiliates	Domiciliary Location	Relationship to Reporting Entity	Directly Controlled by (Name of Entity/Person)	Type of Control (Ownership Board, Management, Attorney-in-Fact, Influence, Other)	If Control is Ownership Provide Percentage	Ultimate Controlling Entity(ies)/Person(s)	Is an SCA Filing Required? (Y/N)	*
Members															
0241	MetLife.....		13-4075851..	2945824	1099219	NYSE, ISE.....	MetLife, Inc.....	DE.....	UIP.....	Board of Directors.....	Board of Directors		Board of Directors.....	..Y.....	
0241	MetLife.....		20-5894439..	3373639			MetLife Global, Inc.....	DE.....	NIA.....	MetLife, Inc.....	Ownership.....	100.000	MetLife, Inc.....	..N.....	
0241	MetLife.....		20-1360022..				MetLife Pet Insurance Solutions LLC.....	KY.....	NIA.....	MetLife, Inc.....	Ownership.....	100.000	MetLife, Inc.....	..N.....	
0241	MetLife.....			4189837			Inversiones MetLife Holdco Dos Limitada (Chile)	CHL.....	NIA.....	MetLife International Holdings, LLC.....	Ownership.....	0.001	MetLife, Inc.....	..N.....	
0241	MetLife.....			4189837			Inversiones MetLife Holdco Dos Limitada (Chile)	CHL.....	NIA.....	Natiloportem Holdings, LLC.....	Ownership.....		MetLife, Inc.....	..N.....	
0241	MetLife.....			4189837			Inversiones MetLife Holdco Dos Limitada (Chile)	CHL.....	NIA.....	MetLife, Inc.....	Ownership.....	99.999	MetLife, Inc.....	..N.....	
0241	MetLife.....		98-1099650..				MetLife Global Benefits, Ltd.....	CYM.....	IA.....	MetLife, Inc.....	Ownership.....	100.000	MetLife, Inc.....	..N.....	
0241	MetLife.....		36-3665871..	3165900			Cova Life Management Company.....	DE.....	NIA.....	MetLife, Inc.....	Ownership.....	100.000	MetLife, Inc.....	..N.....	
0241	MetLife.....		20-5707084..	3817825			MetLife Services and Solutions, LLC.....	DE.....	NIA.....	MetLife Group, Inc.....	Ownership.....	100.000	MetLife, Inc.....	..N.....	
0241	MetLife.....			3818523			MetLife Solutions Pte. Ltd.....	SGP.....	NIA.....	MetLife Services and Solutions, LLC.....	Ownership.....	100.000	MetLife, Inc.....	..N.....	
0241	MetLife.....		98-0613376..	3818550			MetLife Global Operations Support Center Private Limited	IND.....	NIA.....	MetLife Solutions Pte. Ltd.....	Ownership.....	100.000	MetLife, Inc.....	..N.....	
0241	MetLife.....		98-0613376..	3818550			MetLife Global Operations Support Center Private Limited	IND.....	NIA.....	Natiloportem Holdings, LLC.....	Ownership.....		MetLife, Inc.....	..N.....	
0241	MetLife.....			3818541			MetLife Services East Private Limited.....	IND.....	NIA.....	MetLife Solutions Pte. Ltd.....	Ownership.....	99.990	MetLife, Inc.....	..N.....	
0241	MetLife.....			3818541			MetLife Services East Private Limited.....	IND.....	NIA.....	Natiloportem Holdings, LLC.....	Ownership.....	0.010	MetLife, Inc.....	..N.....	
0241	MetLife.....		22-3805708..	3302488			Newbury Insurance Company, Limited.....	DE.....	IA.....	MetLife, Inc.....	Ownership.....	100.000	MetLife, Inc.....	..N.....	
0241	MetLife.....		13-3179826..	3219782			MetLife Digital Ventures, Inc.....	DE.....	NIA.....	MetLife, Inc.....	Ownership.....	100.000	MetLife, Inc.....	..N.....	
0241	MetLife.....	13626..	20-5819518..	3921870			MetLife Reinsurance Company of Charleston..	SC.....	IA.....	MetLife, Inc.....	Ownership.....	100.000	MetLife, Inc.....	..N.....	
0241	MetLife.....		26-6122204..	4254959			MetLife Capital Trust IV.....	DE.....	NIA.....	MetLife, Inc.....	Ownership.....	100.000	MetLife, Inc.....	..N.....	
0241	MetLife.....		27-0858844..	4278786			MetLife Home Loans LLC.....	DE.....	NIA.....	MetLife, Inc.....	Ownership.....	100.000	MetLife, Inc.....	..N.....	
0241	MetLife.....		75-2417735..	2602211			Federal Flood Certification LLC.....	TX.....	NIA.....	MetLife, Inc.....	Ownership.....	100.000	MetLife, Inc.....	..N.....	
0241	MetLife.....	39950..	22-2342710..				Metropolitan General Insurance Company.....	RI.....	RE.....	MetLife, Inc.....	Ownership.....	100.000	MetLife, Inc.....	..N.....	
0241	MetLife.....		55-0790010..	3165807			MetLife Group, Inc.....	NY.....	NIA.....	MetLife, Inc.....	Ownership.....	100.000	MetLife, Inc.....	..N.....	
0241	MetLife.....		20-4607161..				MetLife European Holdings, LLC.....	DE.....	NIA.....	MetLife, Inc.....	Ownership.....	100.000	MetLife, Inc.....	..N.....	
0241	MetLife.....	13092..	26-1511401..	4300892			MetLife Reinsurance Company of Vermont.....	VT.....	IA.....	MetLife, Inc.....	Ownership.....	100.000	MetLife, Inc.....	..N.....	
0241	MetLife.....	62634..	51-0104167..	4255107			Delaware American Life Insurance Company.....	DE.....	IA.....	MetLife, Inc.....	Ownership.....	100.000	MetLife, Inc.....	..N.....	
0241	MetLife.....		27-1206753..				MetLife Consumer Services, Inc.....	DE.....	NIA.....	MetLife, Inc.....	Ownership.....	100.000	MetLife, Inc.....	..N.....	
0241	MetLife.....		81-2253384..				MetLife Insurance Brokerage, Inc.....	NY.....	NIA.....	MetLife, Inc.....	Ownership.....	100.000	MetLife, Inc.....	..N.....	
0241	MetLife.....		95-3947585..	3166064			MetLife Investors Group, LLC.....	DE.....	NIA.....	MetLife, Inc.....	Ownership.....	100.000	MetLife, Inc.....	..N.....	
0241	MetLife.....		43-1906210..	3373563	1130412		MetLife Investments Securities LLC (DE).....	DE.....	NIA.....	MetLife Investors Group, LLC.....	Ownership.....	100.000	MetLife, Inc.....	..N.....	
0241	MetLife.....						MAXIS Services, LLC.....	DE.....	NIA.....	MetLife, Inc.....	Ownership.....	100.000	MetLife, Inc.....	..N.....	

Q12

SCHEDULE Y

PART 1A - DETAIL OF INSURANCE HOLDING COMPANY SYSTEM

1	2	3	4	5	6	7	8	9	10	11	12	13	14	15	16
Group Code	Group Name	NAIC Company Code	ID Number	Federal RSSD	CIK	Name of Securities Exchange if Publicly Traded (U.S. or International)	Names of Parent, Subsidiaries or Affiliates	Domiciliary Location	Relationship to Reporting Entity	Directly Controlled by (Name of Entity/Person)	Type of Control (Ownership Board, Management, Attorney-in-Fact, Influence, Other)	If Control is Ownership Provide Percentage	Ultimate Controlling Entity(ies)/Person(s)	Is an SCA Filing Required? (Y/N)	*
0241	MetLife		43-1906210				MetLife Investors Distribution Company	MO	NIA	MetLife Investors Group, LLC	Ownership	100.000	MetLife, Inc.	N	
0241	MetLife	65978	13-5581829	1583845	937834		Metropolitan Life Insurance Company	NY	IA	MetLife, Inc.	Ownership	100.000	MetLife, Inc.	N	
0241	MetLife		20-2985998				500 Grant Street GP, LLC	DE	NIA	Metropolitan Life Insurance Company	Ownership	100.000	MetLife, Inc.	N	
0241	MetLife			1584785			500 Grant Street Associates Limited Partnership	CT	NIA	500 Grant Street GP LLC	Management		MetLife, Inc.	N	
0241	MetLife		22-3140349				MetLife Retirement Services LLC	NJ	NIA	Metropolitan Life Insurance Company	Ownership	100.000	MetLife, Inc.	N	
0241	MetLife		90-0703980				MLIC CB Holdings LLC	DE	NIA	Metropolitan Life Insurance Company	Ownership	100.000	MetLife, Inc.	N	
0241	MetLife						ML Clai Member, LLC	DE	NIA	Metropolitan Life Insurance Company	Ownership	100.000	MetLife, Inc.	N	
0241	MetLife		46-0800386				CC Holdco Manager, LLC	DE	NIA	Metropolitan Life Insurance Company	Ownership	100.000	MetLife, Inc.	N	
0241	MetLife						Euro CL Investments LLC	DE	NIA	Metropolitan Life Insurance Company	Ownership	100.000	MetLife, Inc.	N	
0241	MetLife		26-0291767				6104 Hollywood, LLC	DE	NIA	Metropolitan Life Insurance Company	Ownership	100.000	MetLife, Inc.	N	
0241	MetLife						The Building at 575 Fifth Avenue Mezzanine LLC	DE	NIA	Metropolitan Life Insurance Company	Ownership	100.000	MetLife, Inc.	N	
0241	MetLife						The Building at 575 Fifth Retail Holding LLC	DE	NIA	The Building at 575 Fifth Avenue Mezzanine LLC	Ownership	100.000	MetLife, Inc.	N	
0241	MetLife						The Building at 575 Fifth Retail Owner LLC	DE	NIA	The Building at 575 Fifth Retail Holding LLC	Ownership	100.000	MetLife, Inc.	N	
0241	MetLife		98-1107266				Met Canada Solar ULC	CAN	NIA	MetLife Capital, Limited Partnership	Ownership	100.000	MetLife, Inc.	N	
0241	MetLife		86-1176467				MEX DF Properties, LLC	DE	NIA	Metropolitan Life Insurance Company	Ownership	100.000	MetLife, Inc.	N	
0241	MetLife		13-5581829				Met 1065 Hotel, LLC	DE	NIA	Metropolitan Life Insurance Company	Ownership	100.000	MetLife, Inc.	N	
0241	MetLife		55-0891973				Corporate Real Estate Holdings, LLC	DE	NIA	Metropolitan Life Insurance Company	Ownership	100.000	MetLife, Inc.	N	
0241	MetLife		13-5581829				WFP 1000 Holding Company GP, LLC	DE	NIA	Metropolitan Life Insurance Company	Ownership	100.000	MetLife, Inc.	N	
0241	MetLife		13-5581829				MTU Hotel Owner, LLC	DE	NIA	Metropolitan Life Insurance Company	Ownership	100.000	MetLife, Inc.	N	
0241	MetLife						ML Bellevue Member, LLC	DE	NIA	Metropolitan Life Insurance Company	Ownership	100.000	MetLife, Inc.	N	
0241	MetLife		84-1717470				MSV Irvine Property, LLC	DE	NIA	Metropolitan Life Insurance Company	Management		MetLife, Inc.	N	
0241	MetLife		13-3619870				23rd Street Investments, Inc	DE	NIA	Metropolitan Life Insurance Company	Ownership	100.000	MetLife, Inc.	Y	
0241	MetLife		06-1193029				MetLife Capital Credit L.P	DE	NIA	23rd Street Investments, Inc.	Management		MetLife, Inc.	N	
0241	MetLife		91-1273824	4600453			MetLife Capital, Limited Partnership	DE	NIA	23rd Street Investments, Inc.	Management		MetLife, Inc.	N	
0241	MetLife						Long Island Solar Farm, LLC	DE	NIA	MetLife Capital, Limited Partnership	Management		MetLife, Inc.	N	
0241	MetLife		43-1822723	4275507			Missouri Reinsurance, Inc	CYM	IA	Metropolitan Life Insurance Company	Ownership	100.000	MetLife, Inc.	Y	
0241	MetLife		13-3237278				MetLife Holdings, Inc.	DE	NIA	Metropolitan Life Insurance Company	Ownership	100.000	MetLife, Inc.	Y	
0241	MetLife		13-3237275				MetLife Credit Corp	DE	NIA	MetLife Holdings, Inc. (DE)	Ownership	100.000	MetLife, Inc.	N	
0241	MetLife		13-3237277				MetLife Funding, Inc.	DE	NIA	MetLife Holdings, Inc. (DE)	Ownership	100.000	MetLife, Inc.	N	
0241	MetLife		46-5563450				Buford Logistics Center, LLC	DE	NIA	Metropolitan Life Insurance Company	Ownership	100.000	MetLife, Inc.	N	
0241	MetLife		13-3170235				Metropolitan Tower Realty Company, Inc	DE	NIA	Metropolitan Life Insurance Company	Ownership	100.000	MetLife, Inc.	Y	
0241	MetLife		01-0855028				Midtown Heights, LLC	DE	NIA	Metropolitan Life Insurance Company	Ownership	100.000	MetLife, Inc.	N	
0241	MetLife		43-6026902				White Oak Royalty Company	OK	NIA	Metropolitan Life Insurance Company	Ownership	100.000	MetLife, Inc.	Y	
0241	MetLife						Plaza Drive Properties, LLC	DE	NIA	Metropolitan Life Insurance Company	Ownership	100.000	MetLife, Inc.	N	

Q12.1

SCHEDULE Y

PART 1A - DETAIL OF INSURANCE HOLDING COMPANY SYSTEM

1	2	3	4	5	6	7	8	9	10	11	12	13	14	15	16
Group Code	Group Name	NAIC Company Code	ID Number	Federal RSSD	CIK	Name of Securities Exchange if Publicly Traded (U.S. or International)	Names of Parent, Subsidiaries or Affiliates	Domiciliary Location	Relationship to Reporting Entity	Directly Controlled by (Name of Entity/Person)	Type of Control (Ownership Board, Management, Attorney-in-Fact, Influence, Other)	If Control is Ownership Provide Percentage	Ultimate Controlling Entity(ies)/Person(s)	Is an SCA Filing Required? (Y/N)	*
0241	MetLife		26-2853672				MLIC Asset Holdings LLC	DE	NIA	Metropolitan Life Insurance Company	Ownership	100.000	MetLife, Inc.	N	
0241	MetLife		36-4197196				MetLife Properties Ventures, LLC	DE	NIA	Metropolitan Life Insurance Company	Ownership	100.000	MetLife, Inc.	N	
0241	MetLife		22-2375428				Transmountain Land & Livestock Company	MT	NIA	Metropolitan Life Insurance Company	Ownership	100.000	MetLife, Inc.	Y	
0241	MetLife		34-1650967				MetLife Legal Plans, Inc	DE	NIA	Metropolitan Life Insurance Company	Ownership	100.000	MetLife, Inc.	Y	
0241	MetLife		34-1631590				MetLife Legal Plans of Florida, Inc.	FL	NIA	MetLife Legal Plans, Inc.	Ownership	100.000	MetLife, Inc.	N	
0241	MetLife		86-1794197				1350 Eye Street Owner LLC	DE	NIA	Metropolitan Life Insurance Company	Ownership	100.000	MetLife, Inc.	N	
0241	MetLife						ML Spokane Industrial Member, LLC	DE	NIA	Metropolitan Life Insurance Company	Ownership	100.000	MetLife, Inc.	N	
0241	MetLife		13-4047186				MetLife Tower Resources Group, Inc.	DE	NIA	Metropolitan Life Insurance Company	Ownership	100.000	MetLife, Inc.	Y	
0241	MetLife		26-0404927				Housing Fund Manager, LLC	DE	NIA	Metropolitan Life Insurance Company	Ownership	100.000	MetLife, Inc.	N	
0241	MetLife		26-0405155				MTC Fund I, LLC	DE	NIA	Housing Fund Manager, LLC	Management		MetLife, Inc.	N	
0241	MetLife		13-5581829				MTC Fund II, LLC	DE	NIA	Housing Fund Manager, LLC	Management		MetLife, Inc.	N	
0241	MetLife		14-2013939	3727429			MTC Fund III, LLC	DE	NIA	Housing Fund Manager, LLC	Management		MetLife, Inc.	N	
0241	MetLife			4254454			St. James Fleet Investments Two Limited	CYM	NIA	Metropolitan Life Insurance Company	Ownership	100.000	MetLife, Inc.	Y	
0241	MetLife		98-0391368	4254520			OMI MLIC Investments Limited	CYM	NIA	St. James Fleet Investments Two Limited	Ownership	100.000	MetLife, Inc.	N	
0241	MetLife				1719327		MetLife Securitization Depositor LLC	DE	NIA	Metropolitan Life Insurance Company	Ownership	100.000	MetLife, Inc.	N	
0241	MetLife		06-1535895				PREFCO Fourteen, LLC	DE	NIA	Metropolitan Life Insurance Company	Ownership	100.000	MetLife, Inc.	N	
0241	MetLife		83-4691824				MFA Financing Vehicle CTR1, LLC	DE	NIA	Metropolitan Life Insurance Company	Ownership	100.000	MetLife, Inc.	N	
0241	MetLife		82-5393412				Pacific Logistics Industrial South, LLC	DE	NIA	Metropolitan Life Insurance Company	Ownership	100.000	MetLife, Inc.	N	
0241	MetLife		30-0777814				Marketplace Residences, LLC	DE	NIA	Metropolitan Life Insurance Company	Ownership	100.000	MetLife, Inc.	N	
0241	MetLife		27-0226554	4600435			MLIC Asset Holdings II LLC	DE	NIA	Metropolitan Life Insurance Company	Ownership	100.000	MetLife, Inc.	N	
0241	MetLife						MetLife RC SF Member, LLC	DE	NIA	Metropolitan Life Insurance Company	Ownership	100.000	MetLife, Inc.	N	
0241	MetLife		46-3608641				ML Swan Mezz, LLC	DE	NIA	Metropolitan Life Insurance Company	Ownership	100.000	MetLife, Inc.	N	
0241	MetLife		46-3589015				ML Swan GP, LLC	DE	NIA	ML Swan Mezz, LLC	Ownership	100.000	MetLife, Inc.	N	
0241	MetLife		46-3616798				ML Dolphin Mezz, LLC	DE	NIA	Metropolitan Life Insurance Company	Ownership	100.000	MetLife, Inc.	N	
0241	MetLife		82-4889675				ML Southlands Member, LLC	DE	NIA	Metropolitan Life Insurance Company	Management		MetLife, Inc.	N	
0241	MetLife		83-2970698				ML Port Chester SC Member, LLC	DE	NIA	Metropolitan Life Insurance Company	Management		MetLife, Inc.	N	
0241	MetLife		82-4019470				ML Cerritos TC Member, LLC	DE	NIA	Metropolitan Life Insurance Company	Management		MetLife, Inc.	N	
0241	MetLife		82-5351346				ML Sloan's Lake Member, LLC	DE	NIA	Metropolitan Life Insurance Company	Management		MetLife, Inc.	N	
0241	MetLife						ML Sentinel Square Member, LLC	DE	NIA	Metropolitan Life Insurance Company	Ownership	100.000	MetLife, Inc.	N	
0241	MetLife		46-3593573				ML Dolphin GP, LLC	DE	NIA	ML Dolphin Mezz, LLC	Ownership	100.000	MetLife, Inc.	N	
0241	MetLife						Haskell East Village, LLC	DE	NIA	Metropolitan Life Insurance Company	Ownership	100.000	MetLife, Inc.	N	
0241	MetLife		46-3426206				MetLife Cabo Hilton Member, LLC	DE	NIA	Metropolitan Life Insurance Company	Management		MetLife, Inc.	N	
0241	MetLife		46-0803970				MetLife CC Member, LLC	DE	NIA	Metropolitan Life Insurance Company	Management		MetLife, Inc.	N	
0241	MetLife		80-0821598				Oconee Hotel Company, LLC	DE	NIA	Metropolitan Life Insurance Company	Ownership	100.000	MetLife, Inc.	N	
0241	MetLife		80-0823015				Oconee Land Company, LLC	DE	NIA	Metropolitan Life Insurance Company	Ownership	100.000	MetLife, Inc.	N	
0241	MetLife		80-0823413				Oconee Land Development Company, LLC	DE	NIA	Oconee Land Company, LLC	Ownership	100.000	MetLife, Inc.	N	

Q12.2

SCHEDULE Y

PART 1A - DETAIL OF INSURANCE HOLDING COMPANY SYSTEM

1	2	3	4	5	6	7	8	9	10	11	12	13	14	15	16
Group Code	Group Name	NAIC Company Code	ID Number	Federal RSSD	CIK	Name of Securities Exchange if Publicly Traded (U.S. or International)	Names of Parent, Subsidiaries or Affiliates	Domiciliary Location	Relationship to Reporting Entity	Directly Controlled by (Name of Entity/Person)	Type of Control (Ownership Board, Management, Attorney-in-Fact, Influence, Other)	If Control is Ownership Provide Percentage	Ultimate Controlling Entity(ies)/Person(s)	Is an SCA Filing Required? (Y/N)	*
0241	MetLife		90-0853553				Oconee Golf Company, LLC	DE	NIA	Oconee Land Company, LLC	Ownership	100.000	MetLife, Inc.	N	
0241	MetLife		37-1694299				Oconee Marina Company, LLC	DE	NIA	Oconee Land Company, LLC	Ownership	100.000	MetLife, Inc.	N	
0241	MetLife		13-5581829				MNQM TRUST 2020	DE	NIA	Metropolitan Life Insurance Company	Ownership	100.000	MetLife, Inc.	N	
0241	MetLife						ML Hudson Member, LLC	DE	NIA	Metropolitan Life Insurance Company	Ownership	100.000	MetLife, Inc.	N	
0241	MetLife		46-2460801				1201 TAB Manager, LLC	DE	NIA	Metropolitan Life Insurance Company	Ownership	100.000	MetLife, Inc.	N	
0241	MetLife		46-2460801				MetLife 1201 TAB Member, LLC	DE	NIA	Metropolitan Life Insurance Company	Ownership	100.000	MetLife, Inc.	N	
0241	MetLife		46-2477278				MetLife LHH Member, LLC	DE	NIA	Metropolitan Life Insurance Company	Management		MetLife, Inc.	N	
0241	MetLife						MetLife Ashton Austin Owner, LLC	DE	NIA	Metropolitan Life Insurance Company	Ownership	100.000	MetLife, Inc.	N	
0241	MetLife		13-5581829				MetLife Acoma Owner, LLC	DE	NIA	Metropolitan Life Insurance Company	Ownership	100.000	MetLife, Inc.	N	
0241	MetLife						ML Matson Mills Member LLC	DE	NIA	Metropolitan Life Insurance Company	Ownership	100.000	MetLife, Inc.	N	
0241	MetLife						ML 300 Third Member LLC	DE	NIA	Metropolitan Life Insurance Company	Ownership	100.000	MetLife, Inc.	N	
0241	MetLife						1925 WJC Owner, LLC	DE	NIA	Metropolitan Life Insurance Company	Ownership	100.000	MetLife, Inc.	N	
0241	MetLife		26-1762232				Boulevard Residential, LLC	DE	NIA	Metropolitan Life Insurance Company	Ownership	100.000	MetLife, Inc.	N	
0241	MetLife						MetLife Ontario Street Member, LLC	DE	NIA	Metropolitan Life Insurance Company	Ownership	100.000	MetLife, Inc.	N	
0241	MetLife		46-4158087				MetLife 555 12th Member, LLC	DE	NIA	Metropolitan Life Insurance Company	Management		MetLife, Inc.	N	
0241	MetLife		82-3135079				150 North Riverside PE Member, LLC	DE	NIA	Metropolitan Life Insurance Company	Management		MetLife, Inc.	N	
0241	MetLife		81-3382498				MetLife ConSquare Member, LLC	DE	NIA	Metropolitan Life Insurance Company	Ownership	100.000	MetLife, Inc.	N	
0241	MetLife		46-4133357				ML Bridgeside Apartments, LLC	DE	NIA	Metropolitan Life Insurance Company	Ownership	100.000	MetLife, Inc.	N	
0241	MetLife		46-4283517				MetLife Camino Ramon Member, LLC	DE	NIA	Metropolitan Life Insurance Company	Management		MetLife, Inc.	N	
0241	MetLife		46-4705809				MetLife CB W/A, LLC	DE	NIA	Metropolitan Life Insurance Company	Ownership	100.000	MetLife, Inc.	N	
0241	MetLife		13-5581829				ML OMD Member, LLC	DE	NIA	Metropolitan Life Insurance Company	Ownership	100.000	MetLife, Inc.	N	
0241	MetLife		46-4129811				MetLife 425 MKT Member, LLC	DE	NIA	Metropolitan Life Insurance Company	Management		MetLife, Inc.	N	
0241	MetLife		13-5581829				Southcreek Industrial Holdings. LLC	DE	NIA	Metropolitan Life Insurance Company	Ownership	100.000	MetLife, Inc.	N	
0241	MetLife		46-4229772				MetLife THR Investor, LLC	DE	NIA	Metropolitan Life Insurance Company	Ownership	100.000	MetLife, Inc.	N	
0241	MetLife		13-5581829				MCJV, LLC	DE	NIA	Metropolitan Life Insurance Company	Ownership	100.000	MetLife, Inc.	N	
0241	MetLife						MetLife OFC Member, LLC	DE	NIA	Metropolitan Life Insurance Company	Ownership	100.000	MetLife, Inc.	N	
0241	MetLife		46-4584166				ML Southmore, LLC	DE	NIA	Metropolitan Life Insurance Company	Management		MetLife, Inc.	N	
0241	MetLife		13-5581829				MetLife Private Equity Holdings, LLC	DE	NIA	MetLife SP Holdings, LLC	Ownership	100.000	MetLife, Inc.	N	
0241	MetLife						MEC Patriot Park 5 LLC	DE	NIA	Metropolitan Life Insurance Company	Ownership	100.000	MetLife, Inc.	N	
0241	MetLife		20-8254446				10700 Wilshire, LLC	DE	NIA	Metropolitan Life Insurance Company	Ownership	100.000	MetLife, Inc.	N	
0241	MetLife		47-3741955				ML Mililani Member, LLC	DE	NIA	Metropolitan Life Insurance Company	Management		MetLife, Inc.	N	
0241	MetLife		47-5228317				MCPPI Owners, LLC	DE	NIA	Metropolitan Life Insurance Company	Management		MetLife, Inc.	N	
0241	MetLife		20-3700390				Viridian Miracle Mile, LLC	DE	NIA	Metropolitan Life Insurance Company	Ownership	100.000	MetLife, Inc.	N	
0241	MetLife						ML-AI MetLife Member 5, LLC	DE	NIA	Metropolitan Life Insurance Company	Ownership	100.000	MetLife, Inc.	N	
0241	MetLife						MetLife Park Tower Member, LLC	DE	NIA	Metropolitan Life Insurance Company	Ownership	100.000	MetLife, Inc.	N	
0241	MetLife		47-5505232				Park Tower REIT, Inc.	DE	NIA	MetLife Park Tower Member, LLC	Ownership	100.000	MetLife, Inc.	N	

Q12.3

SCHEDULE Y

PART 1A - DETAIL OF INSURANCE HOLDING COMPANY SYSTEM

1	2	3	4	5	6	7	8	9	10	11	12	13	14	15	16
Group Code	Group Name	NAIC Company Code	ID Number	Federal RSSD	CIK	Name of Securities Exchange if Publicly Traded (U.S. or International)	Names of Parent, Subsidiaries or Affiliates	Domiciliary Location	Relationship to Reporting Entity	Directly Controlled by (Name of Entity/Person)	Type of Control (Ownership Board, Management, Attorney-in-Fact, Influence, Other)	If Control is Ownership Provide Percentage	Ultimate Controlling Entity(ies)/Person(s)	Is an SCA Filing Required? (Y/N)	*
0241	MetLife		81-1408328				Park Tower JV Member, LLC	DE	NIA	Park Tower REIT, Inc.	Ownership	100.000	MetLife, Inc.	N	
0241	MetLife		82-1637862				MetLife Chino Member, LLC	DE	NIA	Metropolitan Life Insurance Company	Ownership	100.000	MetLife, Inc.	N	
0241	MetLife		13-5581829				MetLife Boro Station Member, LLC	DE	NIA	Metropolitan Life Insurance Company	Ownership	100.000	MetLife, Inc.	N	
0241	MetLife						ML One Bedminster, LLC	DE	NIA	Metropolitan Life Insurance Company	Ownership	100.000	MetLife, Inc.	N	
0241	MetLife						Pacific Logistics Industrial North, LLC	DE	NIA	Metropolitan Life Insurance Company	Ownership	100.000	MetLife, Inc.	N	
0241	MetLife		83-2270141				MMP Owners, LLC	DE	NIA	Metropolitan Life Insurance Company	Ownership	100.000	MetLife, Inc.	N	
0241	MetLife						ML Corner 63 Member, LLC	DE	NIA	Metropolitan Life Insurance Company	Ownership	100.000	MetLife, Inc.	N	
0241	MetLife		13-5581829				MetLife 8280 Member, LLC	DE	NIA	Metropolitan Life Insurance Company	Ownership	100.000	MetLife, Inc.	N	
0241	MetLife						MetLife Campus at SGV Member, LLC	DE	NIA	Metropolitan Life Insurance Company	Ownership	100.000	MetLife, Inc.	N	
0241	MetLife						MC Portfolio JV Member, LLC	DE	NIA	Metropolitan Life Insurance Company	Ownership	100.000	MetLife, Inc.	N	
0241	MetLife		13-5581829				MMP Owners III, LLC	DE	NIA	Metropolitan Life Insurance Company	Ownership	100.000	MetLife, Inc.	N	
0241	MetLife						MetLife Multi-Family Partners III, LLC	DE	NIA	MMP Owners III, LLC	Ownership	100.000	MetLife, Inc.	N	
0241	MetLife		13-5581829				MMP Holdings III, LLC	DE	NIA	MetLife Multi-Family Partners III, LLC	Ownership	100.000	MetLife, Inc.	N	
0241	MetLife		13-5581829				MMP Cedar Street REIT, LLC	DE	NIA	MMP Holdings III, LLC	Ownership	100.000	MetLife, Inc.	N	
0241	MetLife		13-5581829				MMP Cedar Street Owner, LLC	DE	NIA	MMP Cedar Street REIT, LLC	Ownership	100.000	MetLife, Inc.	N	
0241	MetLife		13-5581829				MMP South Park REIT, LLC	DE	NIA	MMP Holdings III, LLC	Ownership	100.000	MetLife, Inc.	N	
0241	MetLife		13-5581829				MMP South Park Owner, LLC	DE	NIA	MMP South Park REIT, LLC	Ownership	100.000	MetLife, Inc.	N	
0241	MetLife		13-5581829				MMP Olivian REIT, LLC	DE	NIA	MMP Holdings III, LLC	Ownership	100.000	MetLife, Inc.	N	
0241	MetLife		13-5581829				MMP Olivian Owner, LLC	DE	NIA	MMP Olivian REIT, LLC	Ownership	100.000	MetLife, Inc.	N	
0241	MetLife						MCRE Block 40, LP	DE	NIA	Metropolitan Life Insurance Company	Ownership	100.000	MetLife, Inc.	N	
0241	MetLife						MetLife Japan US Equity Owners LLC	DE	NIA	Metropolitan Life Insurance Company	Ownership	100.000	MetLife, Inc.	N	
0241	MetLife		13-5581829				MetLife SP Holdings, LLC	DE	NIA	Metropolitan Life Insurance Company	Ownership	100.000	MetLife, Inc.	N	
0241	MetLife		47-2085444				ML-AI MetLife Member 2, LLC	DE	NIA	Metropolitan Life Insurance Company	Management		MetLife, Inc.	N	
0241	MetLife						ML-AI MetLife Member 3, LLC	DE	NIA	Metropolitan Life Insurance Company	Ownership	100.000	MetLife, Inc.	N	
0241	MetLife						ML-AI MetLife Member 4, LLC	DE	NIA	Metropolitan Life Insurance Company	Management		MetLife, Inc.	N	
0241	MetLife		82-2216412				White Tract II, LLC	DE	NIA	Metropolitan Life Insurance Company	Ownership	100.000	MetLife, Inc.	N	
0241	MetLife		81-0770888				MetLife Treat Towers Member, LLC	DE	NIA	Metropolitan Life Insurance Company	Ownership	100.000	MetLife, Inc.	N	
0241	MetLife		46-4255167				ML Terraces, LLC	DE	NIA	Metropolitan Life Insurance Company	Ownership	100.000	MetLife, Inc.	N	
0241	MetLife						MetLife 1007 Stewart, LLC	DE	NIA	Metropolitan Life Insurance Company	Ownership	100.000	MetLife, Inc.	N	
0241	MetLife						Chestnut Flats Wind, LLC	DE	NIA	Metropolitan Life Insurance Company	Ownership	100.000	MetLife, Inc.	N	
0241	MetLife		47-1256270				MetLife OBS Member, LLC	DE	NIA	Metropolitan Life Insurance Company	Ownership	100.000	MetLife, Inc.	N	
0241	MetLife						MetLife FM Hotel Member, LLC	DE	NIA	Metropolitan Life Insurance Company	Ownership	100.000	MetLife, Inc.	N	
0241	MetLife						LHCW Holdings (U.S.) LLC	DE	NIA	MetLife FM Hotel Member, LLC	Ownership	100.000	MetLife, Inc.	N	
0241	MetLife						LHC Holdings (U.S.) LLC	DE	NIA	LHCW Holdings (U.S.) LLC	Ownership	100.000	MetLife, Inc.	N	
0241	MetLife						LHCW Hotel Holding (U.S.) LLC	DE	NIA	LHC Holdings (U.S.) LLC	Ownership	100.000	MetLife, Inc.	N	
0241	MetLife						LHCW Hotel Holding (2002) LLC	DE	NIA	LHCW Hotel Holding (U.S.) LLC	Ownership	100.000	MetLife, Inc.	N	

Q12.4

SCHEDULE Y

PART 1A - DETAIL OF INSURANCE HOLDING COMPANY SYSTEM

1	2	3	4	5	6	7	8	9	10	11	12	13	14	15	16
Group Code	Group Name	NAIC Company Code	ID Number	Federal RSSD	CIK	Name of Securities Exchange if Publicly Traded (U.S. or International)	Names of Parent, Subsidiaries or Affiliates	Domiciliary Location	Relationship to Reporting Entity	Directly Controlled by (Name of Entity/Person)	Type of Control (Ownership Board, Management, Attorney-in-Fact, Influence, Other)	If Control is Ownership Provide Percentage	Ultimate Controlling Entity(ies)/Person(s)	Is an SCA Filing Required? (Y/N)	*
0241	MetLife						LHCW Hotel Operating Company (2002) LLC	DE	NIA	LHCW Hotel Holding (U.S.) LLC	Ownership	100.000	MetLife, Inc.	N	
0241	MetLife						MetLife HCMJV 1 GP, LLC	DE	NIA	Metropolitan Life Insurance Company	Ownership	100.000	MetLife, Inc.	N	
0241	MetLife						MetLife HCMJV 1 LP, LLC	DE	NIA	Metropolitan Life Insurance Company	Ownership	100.000	MetLife, Inc.	N	
0241	MetLife						ML Third Army Industrial Member, LLC	DE	NIA	Metropolitan Life Insurance Company	Ownership	100.000	MetLife, Inc.	N	
0241	MetLife		46-4196012				ML-AI MetLife Member 1, LLC	DE	NIA	Metropolitan Life Insurance Company	Ownership	100.000	MetLife, Inc.	N	
0241	MetLife						Sino-US United MetLife Insurance Co. Ltd.	CHN	IA	Metropolitan Life Insurance Company	Ownership	50.000	MetLife, Inc.	N	
0241	MetLife		84-4913232				ML Armature Member, LLC	DE	NIA	Metropolitan Life Insurance Company	Management		MetLife, Inc.	N	
0241	MetLife		81-0706365				Versant Health, Inc.	DE	NIA	MetLife, Inc.	Ownership	100.000	MetLife, Inc.	N	
0241	MetLife		81-0711451				Versant Health Holdco, Inc.	DE	NIA	Versant Health, Inc.	Ownership	100.000	MetLife, Inc.	N	
0241	MetLife		80-0769466				Versant Health Consolidations Corp.	DE	NIA	Versant Health Holdco, Inc.	Ownership	100.000	MetLife, Inc.	N	
0241	MetLife		82-3220801				WDV Acquisition Corp.	DE	NIA	Versant Health Consolidations Corp.	Ownership	100.000	MetLife, Inc.	N	
0241	MetLife		20-8963174				Superior Vision Holdings, Inc.	DE	NIA	Versant Health Consolidations Corp.	Ownership	100.000	MetLife, Inc.	N	
0241	MetLife		51-0418587				Block Vision Holdings Corporation	DE	NIA	Versant Health Consolidations Corp.	Ownership	100.000	MetLife, Inc.	N	
0241	MetLife		11-3051991				Davis Vision, Inc.	NY	NIA	WDV Acquisition Corp.	Ownership	100.000	MetLife, Inc.	N	
0241	MetLife		11-2958041				DavisVision IPA, Inc.	NY	NIA	Davis Vision, Inc.	Ownership	100.000	MetLife, Inc.	N	
0241	MetLife		84-1800280				Versant Health Lab, LLC	DE	NIA	Davis Vision, Inc.	Ownership	100.000	MetLife, Inc.	N	
0241	MetLife		46-5001007				Superior Procurement, Inc.	DE	NIA	Superior Vision Holdings, Inc.	Ownership	100.000	MetLife, Inc.	N	
0241	MetLife		13-3741352				Superior Vision Services, Inc.	DE	NIA	Superior Vision Holdings, Inc.	Ownership	100.000	MetLife, Inc.	N	
0241	MetLife	60188	86-0757439				Superior Vision Insurance, Inc.	AZ	IA	Superior Vision Services, Inc.	Ownership	100.000	MetLife, Inc.	N	
0241	MetLife		11-3391532				Vision Twenty-One Managed Eye Care IPA, Inc.	NY	NIA	Block Vision Holdings Corporation	Ownership	100.000	MetLife, Inc.	N	
0241	MetLife	52005	39-1736329				Superior Vision Insurance Plan of Wisconsin, Inc.	WI	IA	Block Vision Holdings Corporation	Ownership	100.000	MetLife, Inc.	N	
0241	MetLife		59-2749609				Vision 21 Physician Practice Management Company	FL	NIA	Block Vision Holdings Corporation	Ownership	100.000	MetLife, Inc.	N	
0241	MetLife		22-2512390				Superior Vision Benefit Management, Inc.	NJ	NIA	Block Vision Holdings Corporation	Ownership	100.000	MetLife, Inc.	N	
0241	MetLife		59-3203060				Vision 21 Managed Eye Care of Tampa Bay, Inc.	FL	NIA	Superior Vision Benefit Management, Inc.	Ownership	100.000	MetLife, Inc.	N	
0241	MetLife	95387	75-2631278				Block Vision of Texas, Inc.	TX	IA	Superior Vision Benefit Management, Inc.	Ownership	100.000	MetLife, Inc.	N	
0241	MetLife		22-3343185				UVC Independent Practice Association, Inc.	NY	NIA	Superior Vision Benefit Management, Inc.	Ownership	100.000	MetLife, Inc.	N	
0241	MetLife		52-1618385				MEC Health Care, Inc.	MD	NIA	Superior Vision Benefit Management, Inc.	Ownership	100.000	MetLife, Inc.	N	
0241	MetLife	14189	20-5580363				Superior Vision of New Jersey, Inc.	NJ	IA	Superior Vision Benefit Management, Inc.	Ownership	100.000	MetLife, Inc.	N	
0241	MetLife	97136	13-3114906	3219773			Metropolitan Tower Life Insurance Company	NE	IA	MetLife, Inc.	Ownership	100.000	MetLife, Inc.	N	
0241	MetLife		38-4035918				MetLife Assignment Company, Inc (DE)	DE	NIA	Metropolitan Tower Life Insurance Company	Ownership	100.000	MetLife, Inc.	Y	
0241	MetLife		13-3114906				MTL Leasing, LLC	DE	NIA	Metropolitan Tower Life Insurance Company	Ownership	100.000	MetLife, Inc.	N	
0241	MetLife		06-1535895				PREFCO XIV Holdings LLC	CT	NIA	MTL Leasing, LLC	Ownership	100.000	MetLife, Inc.	N	

Q12.5

SCHEDULE Y

PART 1A - DETAIL OF INSURANCE HOLDING COMPANY SYSTEM

1	2	3	4	5	6	7	8	9	10	11	12	13	14	15	16
Group Code	Group Name	NAIC Company Code	ID Number	Federal RSSD	CIK	Name of Securities Exchange if Publicly Traded (U.S. or International)	Names of Parent, Subsidiaries or Affiliates	Domiciliary Location	Relationship to Reporting Entity	Directly Controlled by (Name of Entity/Person)	Type of Control (Ownership Board, Management, Attorney-in-Fact, Influence, Other)	If Control is Ownership Provide Percentage	Ultimate Controlling Entity(ies)/Person(s)	Is an SCA Filing Required? (Y/N)	*
0241	MetLife		52-1528581	3921834	727303		SafeGuard Health Enterprises, Inc	DE	NIA	MetLife, Inc.	Ownership	100.000	MetLife, Inc.	N	
0241	MetLife	14170	33-0733552				MetLife Health Plans, Inc.	NJ	IA	SafeGuard Health Enterprises, Inc.	Ownership	100.000	MetLife, Inc.	N	
0241	MetLife		95-2879515				SafeGuard Health Plans, Inc. (CA)	CA	IA	SafeGuard Health Enterprises, Inc.	Ownership	100.000	MetLife, Inc.	N	
0241	MetLife	79014	33-0515751				SafeHealth Life Insurance Company	CA	IA	SafeGuard Health Enterprises, Inc.	Ownership	100.000	MetLife, Inc.	N	
0241	MetLife	52009	65-0073323				SafeGuard Health Plans, Inc. (FL)	FL	IA	SafeGuard Health Enterprises, Inc.	Ownership	100.000	MetLife, Inc.	N	
0241	MetLife	95051	75-2046497				SafeGuard Health Plans, Inc. (TX)	TX	IA	SafeGuard Health Enterprises, Inc.	Ownership	100.000	MetLife, Inc.	N	
0241	MetLife	60690	98-0000065	4247326			American Life Insurance Company	DE	IA	MetLife, Inc.	Ownership	100.000	MetLife, Inc.	N	
0241	MetLife						BIDV MetLife Life Insurance Limited Liability Company	VNM	IA	American Life Insurance Company	Ownership	60.610	MetLife, Inc.	N	
0241	MetLife		AA-1580066				MetLife Insurance K.K. (Japan)	JPN	IA	American Life Insurance Company	Ownership	100.000	MetLife, Inc.	N	
0241	MetLife						Fortissimo Co., Ltd.	JPN	IA	MetLife Insurance K.K. (Japan)	Ownership	100.000	MetLife, Inc.	N	
0241	MetLife			4250018			MetLife Life Insurance Company (Egypt)	EGY	IA	MetLife Global Holding Company I GmbH (Swiss)	Ownership	84.125	MetLife, Inc.	N	
0241	MetLife		51-0205283				International Technical and Advisory Services Limited	DE	NIA	American Life Insurance Company	Ownership	100.000	MetLife, Inc.	Y	
0241	MetLife		02-0649743				Borderland Investments Limited (USA-Delaware)	DE	NIA	American Life Insurance Company	Ownership	100.000	MetLife, Inc.	Y	
0241	MetLife						ALICO Hellas Single Member Limited Liability Company (Greece)	GRC	NIA	Borderland Investments Limited (DE)	Ownership	100.000	MetLife, Inc.	N	
0241	MetLife		13-3912049				ALICO Properties, Inc. (USA-Delaware)	DE	NIA	American Life Insurance Company	Ownership	51.000	MetLife, Inc.	Y	
0241	MetLife		13-3919049				Global Properties, Inc. (USA-Delaware)	DE	NIA	ALICO Properties, Inc.	Ownership	100.000	MetLife, Inc.	N	
0241	MetLife						MetLife Global Holding Company I GmbH (Swiss)	CHE	NIA	American Life Insurance Company	Ownership	100.000	MetLife, Inc.	N	
0241	MetLife		13-3759652	3166279			MetLife International Holdings, LLC	DE	NIA	MetLife Global Holding Company II GmbH (Swiss)	Ownership	100.000	MetLife, Inc.	N	
0241	MetLife			4240907			MM Global Operations Support Center, S.A. de C.V.	MEX	NIA	MetLife Global Holding Company II GmbH (Swiss)	Ownership	100.000	MetLife, Inc.	N	
0241	MetLife			4240907			MM Global Operations Support Center, S.A. de C.V.	MEX	NIA	MetLife Global Holding Company I GmbH (Swiss)	Ownership		MetLife, Inc.	N	
0241	MetLife			4254995			Fundacion MetLife Mexico, A.C.	MEX	NIA	MM Global Operations Support Center, S.A. de C.V., S.A. de C.V.	Ownership	100.000	MetLife, Inc.	N	
0241	MetLife						MetLife Asia Services Sdn. Bhd.	MYS	NIA	MetLife Global Holding Company II GmbH (Swiss)	Ownership	100.000	MetLife, Inc.	N	
0241	MetLife		AA-1860015				MetLife Emeklilik ve Hayat A.S. (Turkey)	TUR	IA	MetLife Global Holding Company II GmbH (Swiss)	Ownership	99.980	MetLife, Inc.	N	
0241	MetLife			4250072			PJSC MetLife (Ukraine)	UKR	IA	MetLife Global Holding Company II GmbH (Swiss)	Ownership	99.999	MetLife, Inc.	N	

Q12.6

SCHEDULE Y

PART 1A - DETAIL OF INSURANCE HOLDING COMPANY SYSTEM

1	2	3	4	5	6	7	8	9	10	11	12	13	14	15	16
Group Code	Group Name	NAIC Company Code	ID Number	Federal RSSD	CIK	Name of Securities Exchange if Publicly Traded (U.S. or International)	Names of Parent, Subsidiaries or Affiliates	Domiciliary Location	Relationship to Reporting Entity	Directly Controlled by (Name of Entity/Person)	Type of Control (Ownership Board, Management, Attorney-in-Fact, Influence, Other)	If Control is Ownership Provide Percentage	Ultimate Controlling Entity(ies)/Person(s)	Is an SCA Filing Required? (Y/N)	*
0241	MetLife.....			4250072			PJSC MetLife (Ukraine).....	UKR.....	IA.....	International Technical and Advisory Services Limited (DE)	Ownership.....	0.001	MetLife, Inc.....	N.....	
0241	MetLife.....			4250072			PJSC MetLife (Ukraine).....	UKR.....	IA.....	Borderland Investments Limited (DE).....	Ownership.....	0.001	MetLife, Inc.....	N.....	
0241	MetLife.....						MetLife Innovation Centre Limited.....	IRL.....	NIA.....	MetLife Global Holding Company II GmbH (Swiss)	Ownership.....	99.999	MetLife, Inc.....	N.....	
0241	MetLife.....						MetLife Asset Management Corp. (Japan).....	JPN.....	NIA.....	ALICO Operations, LLC (DE).....	Ownership.....	100.000	MetLife, Inc.....	N.....	
0241	MetLife.....			4251293			MetLife Seguros S.A. (Uruguay).....	URY.....	IA.....	ALICO Operations, LLC (DE).....	Ownership.....	100.000	MetLife, Inc.....	N.....	
0241	MetLife.....						MetLife Colombia Seguros de Vida S.A. (Columbia)	COL.....	IA.....	MetLife Global Holding Company II GmbH (Swiss)	Ownership.....	90.000	MetLife, Inc.....	N.....	
0241	MetLife.....						MetLife Colombia Seguros de Vida S.A. (Columbia)	COL.....	IA.....	MetLife Global Holding Company I GmbH (Swiss)	Ownership.....	10.000	MetLife, Inc.....	N.....	
0241	MetLife.....						MetLife Colombia Seguros de Vida S.A. (Columbia)	COL.....	IA.....	International Technical and Advisory Services Limited (DE)	Ownership.....		MetLife, Inc.....	N.....	
0241	MetLife.....						MetLife Colombia Seguros de Vida S.A. (Columbia)	COL.....	IA.....	Borderland Investments Limited (DE).....	Ownership.....		MetLife, Inc.....	N.....	
0241	MetLife.....						MetLife Colombia Seguros de Vida S.A. (Columbia)	COL.....	IA.....	Natiloportem Holdings, LLC.....	Ownership.....		MetLife, Inc.....	N.....	
0241	MetLife.....			4254445			MetLife Latin America Asesorias e Inversiones Limitada (Chile)	CHL.....	NIA.....	MetLife Investment Management Holdings (Ireland) Limited (Ireland)	Ownership.....	99.990	MetLife, Inc.....	N.....	
0241	MetLife.....			4254445			MetLife Latin America Asesorias e Inversiones Limitada (Chile)	CHL.....	NIA.....	MetLife Global Holding Company II GmbH (Swiss)	Ownership.....	0.010	MetLife, Inc.....	N.....	
0241	MetLife.....						MetLife Investment Management Europe Limited (Ireland)	IRL.....	NIA.....	MetLife Investment Management Holdings (Ireland) Limited (Ireland)	Ownership.....	100.000	MetLife, Inc.....	N.....	
0241	MetLife.....			4275534			MetLife Investments Asia Limited (Hong Kong).	HKG.....	NIA.....	MetLife Investment Management Holdings (Ireland) Limited (Ireland)	Ownership.....	100.000	MetLife, Inc.....	N.....	
0241	MetLife.....			4254427			MetLife Investments Limited (UK).....	GBR.....	NIA.....	MetLife Investment Management Holdings (Ireland) Limited (Ireland)	Ownership.....	100.000	MetLife, Inc.....	N.....	
0241	MetLife.....						MetLife Investment Management Holdings (Ireland) Limited (Ireland)	IRL.....	NIA.....	MetLife Global Holding Company II GmbH (Swiss)	Ownership.....	100.000	MetLife, Inc.....	N.....	
0241	MetLife.....						MetLife Syndicated Bank Loan Lux GP, S.à.r.l.	LUX.....	NIA.....	MetLife Investment Management Holdings (Ireland) Limited (Ireland)	Ownership.....	100.000	MetLife, Inc.....	N.....	
0241	MetLife.....		98-1372544..				MetLife BL Feeder (Cayman), LP.....	CYM.....	NIA.....	MetLife Syndicated Bank Loan Lux GP, S.à.r.l.	Management.....		MetLife, Inc.....	N.....	
0241	MetLife.....		82-3255634..				MetLife BL Feeder, LP.....	DE.....	NIA.....	MetLife Syndicated Bank Loan Lux GP, S.à.r.l.	Management.....		MetLife, Inc.....	N.....	
0241	MetLife.....		98-1372721..				MetLife Syndicated Bank Loan Fund, SCSp (Luxembourg)	LUX.....	NIA.....	MetLife Syndicated Bank Loan Lux GP, S.à.r.l.	Management.....		MetLife, Inc.....	N.....	
0241	MetLife.....		30-0615846..				ALICO Operations, LLC (DE).....	DE.....	NIA.....	MetLife Global Holding Company II GmbH (Swiss)	Ownership.....	100.000	MetLife, Inc.....	N.....	

Q12.7

SCHEDULE Y

PART 1A - DETAIL OF INSURANCE HOLDING COMPANY SYSTEM

1	2	3	4	5	6	7	8	9	10	11	12	13	14	15	16
Group Code	Group Name	NAIC Company Code	ID Number	Federal RSSD	CIK	Name of Securities Exchange if Publicly Traded (U.S. or International)	Names of Parent, Subsidiaries or Affiliates	Domiciliary Location	Relationship to Reporting Entity	Directly Controlled by (Name of Entity/Person)	Type of Control (Ownership Board, Management, Attorney-in-Fact, Influence, Other)	If Control is Ownership Provide Percentage	Ultimate Controlling Entity(ies)/Person(s)	Is an SCA Filing Required? (Y/N)	*
0241	MetLife.....		98-0552186..	..4249302			ALICO European Holding Limited (Ireland).....	IRL.....	NIA.....	MetLife Global Holding Company II GmbH (Swiss)	Ownership.....	..100.000	MetLife, Inc.....	..N.....	
0241	MetLife.....						MetLife Asia Holding Company Pte. Ltd.	SGP.....	NIA.....	MetLife Global Holding Company II GmbH (Swiss)	Ownership.....	..100.000	MetLife, Inc.....	..N.....	
0241	MetLife.....						MetLife Innovation Centre Pte. Ltd.	SGP.....	NIA.....	MetLife Asia Holding Company Pte. Ltd.	Ownership.....	..100.000	MetLife, Inc.....	..N.....	
0241	MetLife.....						LumenLab Malaysia Sdn. Bhd. (Malaysia).....	MYS.....	NIA.....	MetLife Innovation Centre Pte. Ltd.	Ownership.....	..100.000	MetLife, Inc.....	..N.....	
0241	MetLife.....						MetLife Reinsurance Company of Bermuda Ltd.	BMU.....	IA.....	MetLife Global Holding Company II GmbH (Swiss)	Ownership.....	..100.000	MetLife, Inc.....	..N.....	
0241	MetLife.....						MetLife Investment Management Limited (UK)..	GBR.....	NIA.....	MetLife Global Holding Company II GmbH (Swiss)	Ownership.....	..100.000	MetLife, Inc.....	..N.....	
0241	MetLife.....			..4249469			Closed Joint-stock Company Master-D (Russia)	RUS.....	NIA.....	MetLife Global Holding Company II GmbH (Swiss)	Ownership.....	..100.000	MetLife, Inc.....	..N.....	
0241	MetLife.....						MetLife Global Holding Company II GmbH (Swiss)	CHE.....	NIA.....	MetLife Global Holding Company I GmbH (Swiss)	Ownership.....	..100.000	MetLife, Inc.....	..N.....	
0241	MetLife.....		13-3953333..	..3166372			Natiloportem Holdings, LLC.....	DE.....	NIA.....	MetLife International Holdings, LLC.....	Ownership.....	..100.000	MetLife, Inc.....	..N.....	
0241	MetLife.....			..3166402			Excelencia Operativa y Tecnologica, S.A. de C.V. (Mexico)	MEX.....	NIA.....	Natiloportem Holdings, LLC.....	Ownership.....	..99.900	MetLife, Inc.....	..N.....	
0241	MetLife.....			..3166402			Excelencia Operativa y Tecnologica, S.A. de C.V. (Mexico)	MEX.....	NIA.....	MetLife Mexico Servicios, S.A. de C.V.....	Ownership.....0.100	MetLife, Inc.....	..N.....	
0241	MetLife.....			..3166318			Metropolitan Life Seguros e Previdencia Privada S.A. (Brazil)	BRA.....	IA.....	MetLife International Holdings, LLC.....	Ownership.....	..66.662	MetLife, Inc.....	..N.....	
0241	MetLife.....			..3166318			Metropolitan Life Seguros e Previdencia Privada S.A. (Brazil)	BRA.....	IA.....	MetLife Worldwide Holdings, LLC.....	Ownership.....	..33.337	MetLife, Inc.....	..N.....	
0241	MetLife.....			..3166318			Metropolitan Life Seguros e Previdencia Privada S.A. (Brazil)	BRA.....	IA.....	Natiloportem Holdings, LLC.....	Ownership.....0.001	MetLife, Inc.....	..N.....	
0241	MetLife.....						MetLife International Limited, LLC (DE).....	DE.....	NIA.....	MetLife International Holdings, LLC.....	Ownership.....	..100.000	MetLife, Inc.....	..N.....	
0241	MetLife.....						AmMetLife Insurance Berhad.....	MYS.....	IA.....	MetLife International Holdings, LLC.....	Ownership.....	..50.000	MetLife, Inc.....	..N.....	
0241	MetLife.....						MAXIS GBN S.A.S.	FRA.....	NIA.....	MetLife International Holdings, LLC.....	Ownership.....	..50.000	MetLife, Inc.....	..N.....	
0241	MetLife.....		AA-5480033..				AmMetLife Takaful Berhad.....	MYS.....	IA.....	MetLife International Holdings, LLC.....	Ownership.....	..50.000	MetLife, Inc.....	..N.....	
0241	MetLife.....			..4195913			MetLife Asia Limited (Hong Kong)	HKG.....	NIA.....	MetLife International Holdings, LLC.....	Ownership.....	..100.000	MetLife, Inc.....	..N.....	
0241	MetLife.....			..4195913			MetLife Planos Odontologicos Ltda. (Brazil)....	BRA.....	IA.....	MetLife International Holdings, LLC.....	Ownership.....	..99.999	MetLife, Inc.....	..N.....	
0241	MetLife.....			..4195913			MetLife Planos Odontologicos Ltda. (Brazil)....	BRA.....	IA.....	Natiloportem Holdings, LLC.....	Ownership.....0.001	MetLife, Inc.....	..N.....	
0241	MetLife.....		AA-2130012..	..1641857			MetLife Seguros S.A. (Argentina).....	ARG.....	IA.....	Compania Inversora MetLife S.A. (Argentina).	Ownership.....	..19.130	MetLife, Inc.....	..N.....	
0241	MetLife.....		AA-2130012..	..1641857			MetLife Seguros S.A. (Argentina).....	ARG.....	IA.....	Natiloportem Holdings, LLC.....	Ownership.....	..80.870	MetLife, Inc.....	..N.....	
0241	MetLife.....			..2327738			Compania Inversora MetLife S.A. (Argentina)....	ARG.....	NIA.....	MetLife International Holdings, LLC.....	Ownership.....	..95.460	MetLife, Inc.....	..N.....	

Q12.8

SCHEDULE Y

PART 1A - DETAIL OF INSURANCE HOLDING COMPANY SYSTEM

1	2	3	4	5	6	7	8	9	10	11	12	13	14	15	16
Group Code	Group Name	NAIC Company Code	ID Number	Federal RSSD	CIK	Name of Securities Exchange if Publicly Traded (U.S. or International)	Names of Parent, Subsidiaries or Affiliates	Domiciliary Location	Relationship to Reporting Entity	Directly Controlled by (Name of Entity/Person)	Type of Control (Ownership Board, Management, Attorney-in-Fact, Influence, Other)	If Control is Ownership Provide Percentage	Ultimate Controlling Entity(ies)/Person(s)	Is an SCA Filing Required? (Y/N)	*
0241	MetLife.....			2327738			Compania Inversora MetLife S.A. (Argentina)...	ARG.....	NIA.....	Natiloportem Holdings, LLC.....	Ownership.....	4.540	MetLife, Inc.....	N.....	
0241	MetLife.....			4247296			MetLife Servicios S.A. (Argentina).....	ARG.....	NIA.....	Compania Inversora MetLife S.A.....	Ownership.....	19.120	MetLife, Inc.....	N.....	
0241	MetLife.....			4247296			MetLife Servicios S.A. (Argentina).....	ARG.....	NIA.....	Natiloportem Holdings, LLC.....	Ownership.....	80.880	MetLife, Inc.....	N.....	
0241	MetLife.....		06-1597037..	2985727			MetLife Worldwide Holdings, LLC.....	DE.....	NIA.....	MetLife International Holdings, LLC.....	Ownership.....	100.000	MetLife, Inc.....	N.....	
0241	MetLife.....			2704610			Best Market S.A. (Argentina).....	ARG.....	NIA.....	MetLife International Holdings, LLC.....	Ownership.....	95.000	MetLife, Inc.....	N.....	
0241	MetLife.....			2704610			Best Market S.A. (Argentina).....	ARG.....	NIA.....	Natiloportem Holdings, LLC.....	Ownership.....	5.000	MetLife, Inc.....	N.....	
0241	MetLife.....		AA-5344102..	3166411			PNB MetLife India Insurance Company Limited	IND.....	IA.....	MetLife International Holdings, LLC.....	Ownership.....	32.053	MetLife, Inc.....	N.....	
0241	MetLife.....			3373648			MetLife Administradora de Fondos Multipatrocinaados Ltda. (Brazil)	BRA.....	NIA.....	MetLife International Holdings, LLC.....	Ownership.....	100.000	MetLife, Inc.....	N.....	
0241	MetLife.....			3373648			MetLife Administradora de Fondos Multipatrocinaados Ltda. (Brazil)	BRA.....	NIA.....	Natiloportem Holdings, LLC.....	Ownership.....		MetLife, Inc.....	N.....	
0241	MetLife.....			4249311			MetLife Mas, S.A. de C.V (Mexico).....	MEX.....	IA.....	MetLife International Holdings, LLC.....	Ownership.....	100.000	MetLife, Inc.....	N.....	
0241	MetLife.....			4249311			MetLife Mas, S.A. de C.V (Mexico).....	MEX.....	IA.....	International Technical and Advisory Services Limited (DE)	Ownership.....		MetLife, Inc.....	N.....	
0241	MetLife.....			4189846			MetLife Global Holdings Corporation S.A. de C.V. (Ireland)	IRL.....	NIA.....	MetLife International Holdings, LLC.....	Ownership.....	98.900	MetLife, Inc.....	N.....	
0241	MetLife.....			4189846			MetLife Global Holdings Corporation S.A. de C.V. (Ireland)	IRL.....	NIA.....	MetLife International Limited, LLC.....	Ownership.....	1.100	MetLife, Inc.....	N.....	
0241	MetLife.....		13-3047691..				Metropolitan Global Management, LLC (Ireland)	IRL.....	NIA.....	MetLife Global Holdings Corporation S.A. de C.V.	Management.....		MetLife, Inc.....	N.....	
0241	MetLife.....		AA-2730030..	3165740			MetLife Mexico Holding S. de R.L. de C.V.....	MEX.....	IA.....	Metropolitan Global Management , LLC.....	Ownership.....	100.000	MetLife, Inc.....	N.....	
0241	MetLife.....		AA-2730030..	3165740			MetLife Mexico Holding S. de R.L. de C.V.....	MEX.....	IA.....	MetLife International Holdings, LLC.....	Ownership.....		MetLife, Inc.....	N.....	
0241	MetLife.....		AA-2730030..	3165740			MetLife Mexico S.A.....	MEX.....	IA.....	MetLife Mexico Holdings, S. de R.L. de C.V....	Ownership.....	99.050	MetLife, Inc.....	N.....	
0241	MetLife.....		AA-2730030..	3165740			MetLife Mexico S.A.....	MEX.....	IA.....	MetLife International Holdings, LLC.....	Ownership.....	0.950	MetLife, Inc.....	N.....	
0241	MetLife.....			4241061			ML Capacitacion Comercial S.A. de C.V. (Mexico)	MEX.....	NIA.....	MetLife Mexico S.A.....	Ownership.....	99.000	MetLife, Inc.....	N.....	
0241	MetLife.....			4241061			ML Capacitacion Comercial S.A. de C.V. (Mexico)	MEX.....	NIA.....	MetLife Mexico Servicios, S.A. de C.V.....	Ownership.....	1.000	MetLife, Inc.....	N.....	
0241	MetLife.....			3165795			MetLife Pensiones Mexico S.A.....	MEX.....	IA.....	MetLife Mexico Holdings, S. de R.L. de C.V....	Ownership.....	97.513	MetLife, Inc.....	N.....	
0241	MetLife.....			3165795			MetLife Pensiones Mexico S.A.....	MEX.....	IA.....	MetLife International Holdings, LLC.....	Ownership.....	2.488	MetLife, Inc.....	N.....	
0241	MetLife.....			3267390			MetLife Mexico Servicios S.A. de C.V.....	MEX.....	NIA.....	MetLife Mexico Holdings, S. de R.L. de C.V....	Ownership.....	98.000	MetLife, Inc.....	N.....	
0241	MetLife.....			3267390			MetLife Mexico Servicios S.A. de C.V.....	MEX.....	NIA.....	MetLife International Holdings, LLC.....	Ownership.....	2.000	MetLife, Inc.....	N.....	
0241	MetLife.....		AA-5420018..	3166288			MetLife Insurance Company of Korea, Ltd.....	KOR.....	IA.....	MetLife Mexico S.A.....	Ownership.....	14.640	MetLife, Inc.....	N.....	
0241	MetLife.....		AA-5420018..	3166288			MetLife Insurance Company of Korea, Ltd.....	KOR.....	IA.....	Metropolitan Global Management , LLC.....	Ownership.....	85.360	MetLife, Inc.....	N.....	
0241	MetLife.....						MetLife Financial Services, Co., Ltd. (South Korea)	KOR.....	NIA.....	MetLife Insurance Company of Korea, Limited	Ownership.....	100.000	MetLife, Inc.....	N.....	
0241	MetLife.....			4200880			MetLife Ireland Treasury d.a.c.....	IRL.....	NIA.....	MetLife Global Holdings Corporation S.A. de C.V.	Ownership.....	100.000	MetLife, Inc.....	N.....	

Q12.9

SCHEDULE Y

PART 1A - DETAIL OF INSURANCE HOLDING COMPANY SYSTEM

1	2	3	4	5	6	7	8	9	10	11	12	13	14	15	16
Group Code	Group Name	NAIC Company Code	ID Number	Federal RSSD	CIK	Name of Securities Exchange if Publicly Traded (U.S. or International)	Names of Parent, Subsidiaries or Affiliates	Domiciliary Location	Relationship to Reporting Entity	Directly Controlled by (Name of Entity/Person)	Type of Control (Ownership Board, Management, Attorney-in-Fact, Influence, Other)	If Control is Ownership Provide Percentage	Ultimate Controlling Entity(ies)/Person(s)	Is an SCA Filing Required? (Y/N)	*
0241	MetLife.....		AA-1930041.	1173714			MetLife Insurance Limited (Australia).....	AUS.....	IA.....	MetLife Ireland Treasury d.a.c.....	Ownership.....	91.165	MetLife, Inc.....	N.....	
0241	MetLife.....		AA-1930041.	1173714			MetLife Insurance Limited (Australia).....	AUS.....	IA.....	MetLife Global Holdings Corporation S.A. de C.V.	Ownership.....	8.835	MetLife, Inc.....	N.....	
0241	MetLife.....			4239358			The Direct Call Center PTY Limited (Australia)..	AUS.....	NIA.....	MetLife Insurance Limited (Australia).....	Ownership.....	100.000	MetLife, Inc.....	N.....	
0241	MetLife.....			4239358			MetLife Investments PTY Limited (Australia)....	AUS.....	NIA.....	MetLife Insurance Limited (Australia).....	Ownership.....	100.000	MetLife, Inc.....	N.....	
0241	MetLife.....			4239367			MetLife Insurance and Investment Trust (Australia)	AUS.....	NIA.....	MetLife Investments PTY Limited.....	Ownership.....	100.000	MetLife, Inc.....	N.....	
0241	MetLife.....			1173732			MetLife General Insurance Limited (Australia)...	AUS.....	IA.....	MetLife Ireland Treasury d.a.c.....	Ownership.....	100.000	MetLife, Inc.....	N.....	
0241	MetLife.....						MetLife EU Holding Company Limited (Ireland).	IRL.....	NIA.....	MetLife Global Holding Company II GmbH (Swiss)	Ownership.....	100.000	MetLife, Inc.....	N.....	
0241	MetLife.....						MetLife Life Insurance S.A. (Greece).....	GRC.....	IA.....	MetLife EU Holding Company Limited (Ireland)	Ownership.....	100.000	MetLife, Inc.....	N.....	
0241	MetLife.....			4255349			MetLife Mutual Fund Company (Greece).....	GRC.....	NIA.....	MetLife Life Insurance Company S.A.....	Ownership.....	90.000	MetLife, Inc.....	N.....	
0241	MetLife.....		AA-1780108.				MetLife Europe d.a.c.	IRL.....	IA.....	MetLife EU Holding Company Limited (Ireland)	Ownership.....	100.000	MetLife, Inc.....	N.....	
0241	MetLife.....						MetLife Services EOOD (Bulgaria)	BGR.....	NIA.....	MetLife EU Holding Company Limited (Ireland)	Ownership.....	100.000	MetLife, Inc.....	N.....	
0241	MetLife.....						MetLife Pension Trustees Limited (UK).....	GBR.....	IA.....	MetLife Europe d.a.c.	Ownership.....	100.000	MetLife, Inc.....	N.....	
0241	MetLife.....			4258407			MetLife Solutions S.A.S. (France).....	FRA.....	NIA.....	MetLife EU Holding Company Limited (Ireland)	Ownership.....	100.000	MetLife, Inc.....	N.....	
0241	MetLife.....			4255246			Metropolitan Life Societate de Administrare a unui Fond de Pensii Administrat Privat S.A. (Romania)	ROU.....	IA.....	MetLife EU Holding Company Limited (Ireland)	Ownership.....	99.990	MetLife, Inc.....	N.....	
0241	MetLife.....			4255246			Metropolitan Life Societate de Administrare a unui Fond de Pensii Administrat Privat S.A. (Romania)	ROU.....	IA.....	MetLife Services Sp. z o.o	Ownership.....	0.010	MetLife, Inc.....	N.....	
0241	MetLife.....						MetLife Services Cyprus Ltd.....	CYP.....	NIA.....	MetLife EU Holding Company Limited (Ireland)	Ownership.....	100.000	MetLife, Inc.....	N.....	
0241	MetLife.....			4247335			MetLife Towarzystwo Ubezpieczen na Zycie i Reasekuracji S.A.	POL.....	IA.....	MetLife EU Holding Company Limited (Ireland)	Ownership.....	100.000	MetLife, Inc.....	N.....	
0241	MetLife.....			4255264			MetLife Services Sp. z o.o	POL.....	NIA.....	MetLife Towarzystwo Ubezpieczen na Zycie i Reasekuracji S.A.	Ownership.....	100.000	MetLife, Inc.....	N.....	
0241	MetLife.....			4251154			MetLife Powszechne Towarzystwo Emerytalne (Poland)	POL.....	IA.....	MetLife Towarzystwo Ubezpieczen na Zycie i Reasekuracji S.A.	Ownership.....	100.000	MetLife, Inc.....	N.....	
0241	MetLife.....		AA-9640009.	4255255			MetLife Towarzystwo Funduszy Inwestycyjnych S.A.	POL.....	NIA.....	MetLife Towarzystwo Ubezpieczen na Zycie i Reasekuracji S.A.	Ownership.....	100.000	MetLife, Inc.....	N.....	

Q12.10

SCHEDULE Y

PART 1A - DETAIL OF INSURANCE HOLDING COMPANY SYSTEM

1	2	3	4	5	6	7	8	9	10	11	12	13	14	15	16
Group Code	Group Name	NAIC Company Code	ID Number	Federal RSSD	CIK	Name of Securities Exchange if Publicly Traded (U.S. or International)	Names of Parent, Subsidiaries or Affiliates	Domiciliary Location	Relationship to Reporting Entity	Directly Controlled by (Name of Entity/Person)	Type of Control (Ownership Board, Management, Attorney-in-Fact, Influence, Other)	If Control is Ownership Provide Percentage	Ultimate Controlling Entity(ies)/Person(s)	Is an SCA Filing Required? (Y/N)	*
0241	MetLife.....			4258331			Agenvita S.r.l. (Italy).....	ITA.....	IA.....	MetLife EU Holding Company Limited (Ireland)	Ownership.....	100.000	MetLife, Inc.....	N.....	
0241	MetLife.....						MetLife Services, Sociedad Limitada (Spain)....	ESP.....	NIA.....	MetLife EU Holding Company Limited (Ireland)	Ownership.....	100.000	MetLife, Inc.....	N.....	
0241	MetLife.....						MetLife Europe Insurance d.a.c.....	IRL.....	IA.....	MetLife EU Holding Company Limited (Ireland)	Ownership.....	100.000	MetLife, Inc.....	N.....	
0241	MetLife.....			4189864			MetLife Europe Services Limited (Ireland).....	IRL.....	NIA.....	MetLife EU Holding Company Limited (Ireland)	Ownership.....	100.000	MetLife, Inc.....	N.....	
0241	MetLife.....			3077272			MetLife Chile Inversiones Limitada.....	CHL.....	NIA.....	MetLife, Inc.....	Ownership.....	72.351	MetLife, Inc.....	N.....	
0241	MetLife.....			3077272			MetLife Chile Inversiones Limitada.....	CHL.....	NIA.....	Inversiones MetLife Holdco Dos Limitada.....	Ownership.....	2.767	MetLife, Inc.....	N.....	
0241	MetLife.....			3077272			MetLife Chile Inversiones Limitada.....	CHL.....	NIA.....	Natiloportem Holdings, LLC.....	Ownership.....		MetLife, Inc.....	N.....	
0241	MetLife.....			3077272			MetLife Chile Inversiones Limitada.....	CHL.....	NIA.....	American Life Insurance Company.....	Ownership.....	24.882	MetLife, Inc.....	N.....	
0241	MetLife.....		AA-2280000.	3179774			MetLife Chile Seguros de Vida S.A.....	CHL.....	IA.....	MetLife Chile Inversiones Limitada.....	Ownership.....	99.997	MetLife, Inc.....	N.....	
0241	MetLife.....		AA-2280000.	3179774			MetLife Chile Seguros de Vida S.A.....	CHL.....	IA.....	International Technical and Advisory Services Limited (DE)	Ownership.....	0.003	MetLife, Inc.....	N.....	
0241	MetLife.....						Inversiones MetLife Holdco Tres Limitada (Chile)	CHL.....	NIA.....	MetLife Chile Inversiones Limitada.....	Ownership.....	97.130	MetLife, Inc.....	N.....	
0241	MetLife.....						Inversiones MetLife Holdco Tres Limitada (Chile)	CHL.....	NIA.....	Inversiones MetLife Holdco Dos Limitada.....	Ownership.....	2.870	MetLife, Inc.....	N.....	
0241	MetLife.....					Santiago Stock Exchange (SSE)	AFP Provida S.A. (Chile).....	CHL.....	NIA.....	MetLife Chile Inversiones Limitada.....	Ownership.....	10.922	MetLife, Inc.....	N.....	
0241	MetLife.....					Santiago Stock Exchange (SSE)	AFP Provida S.A. (Chile).....	CHL.....	NIA.....	Inversiones MetLife Holdco Tres Limitada.....	Ownership.....	42.382	MetLife, Inc.....	N.....	
0241	MetLife.....					Santiago Stock Exchange (SSE)	AFP Provida S.A. (Chile).....	CHL.....	NIA.....	Inversiones MetLife Holdco Dos Limitada.....	Ownership.....	42.382	MetLife, Inc.....	N.....	
0241	MetLife.....			4255282			MetLife Chile Administradora de Mutuos Hipotecarios S.A.	CHL.....	NIA.....	MetLife Chile Seguros de Vida S.A.....	Ownership.....	99.900	MetLife, Inc.....	N.....	
0241	MetLife.....			4255282			MetLife Chile Administradora de Mutuos Hipotecarios S.A.	CHL.....	NIA.....	MetLife Chile Inversiones Limitada.....	Ownership.....	0.100	MetLife, Inc.....	N.....	
0241	MetLife.....						Provida Internacional S.A. (Chile).....	CHL.....	NIA.....	AFP Provida S.A.....	Ownership.....	99.990	MetLife, Inc.....	N.....	
0241	MetLife.....						Provida Internacional S.A. (Chile).....	CHL.....	NIA.....	MetLife Chile Inversiones Limitada.....	Ownership.....	0.010	MetLife, Inc.....	N.....	
0241	MetLife.....						AFP Genesis Administradora de Fondos y Fidecomisos S.A. (Ecuador)	ECU.....	NIA.....	Provida Internacional S.A.....	Ownership.....	99.900	MetLife, Inc.....	N.....	
0241	MetLife.....						AFP Genesis Administradora de Fondos y Fidecomisos S.A. (Ecuador)	ECU.....	NIA.....	MetLife Chile Inversiones Limitada.....	Ownership.....	0.100	MetLife, Inc.....	N.....	

Q12.11

SCHEDULE Y

PART 1A - DETAIL OF INSURANCE HOLDING COMPANY SYSTEM

1	2	3	4	5	6	7	8	9	10	11	12	13	14	15	16
Group Code	Group Name	NAIC Company Code	ID Number	Federal RSSD	CIK	Name of Securities Exchange if Publicly Traded (U.S. or International)	Names of Parent, Subsidiaries or Affiliates	Domiciliary Location	Relationship to Reporting Entity	Directly Controlled by (Name of Entity/Person)	Type of Control (Ownership Board, Management, Attorney-in-Fact, Influence, Other)	If Control is Ownership Provide Percentage	Ultimate Controlling Entity(ies)/Person(s)	Is an SCA Filing Required? (Y/N)	*
0241	MetLife.....						MetLife Chile Seguros Generales S.A. (Chile)...	CHL.....	IA.....	MetLife Chile Inversiones Limitada.....	Ownership.....	...99.990	MetLife, Inc.....	...N.....	
0241	MetLife.....						MetLife Chile Seguros Generales S.A. (Chile)...	CHL.....	IA.....	Inversiones MetLife Holdco Dos Limitada.....	Ownership.....	...0.010	MetLife, Inc.....	...N.....	
0241	MetLife.....		82-2405817..				MetLife Investment Management Holdings, LLC	DE.....	NIA.....	MetLife, Inc.....	Ownership.....	...100.000	MetLife, Inc.....	...N.....	
0241	MetLife.....		82-3238385..				MetLife Real Estate Lending LLC.....	DE.....	NIA.....	MetLife Investment Management Holdings, LLC	Ownership.....	...100.000	MetLife, Inc.....	...N.....	
0241	MetLife.....		82-2405817..				ML Venture 1 Servicer, LLC.....	DE.....	NIA.....	MetLife Investment Management Holdings, LLC	Ownership.....	...100.000	MetLife, Inc.....	...N.....	
0241	MetLife.....						ML Venture 1 Manager, S. de R.L. de C.V. (Mexico)	MEX.....	NIA.....	MetLife Investment Management Holdings, LLC	Ownership.....	...99.900	MetLife, Inc.....	...N.....	
0241	MetLife.....						ML Venture 1 Manager, S. de R.L. de C.V. (Mexico)	MEX.....	NIA.....	MetLife Investment Management Holdings (Ireland) Limited (Ireland)	Ownership.....	...0.100	MetLife, Inc.....	...N.....	
0241	MetLife.....						MetLife Investment Management, LLC.....	DE.....	NIA.....	MetLife Investment Management Holdings, LLC	Ownership.....	...100.000	MetLife, Inc.....	...N.....	
0241	MetLife.....						MetLife Japan US Equity Fund LP.....	DE.....	NIA.....	MetLife Japan US Equity Fund GP LLC.....	Management.....		MetLife, Inc.....	...N.....	
0241	MetLife.....		84-5131590..				MREF 425 MKT, LLC.....	DE.....	NIA.....	MetLife Japan US Equity Fund LP.....	Ownership.....	...100.000	MetLife, Inc.....	...N.....	
0241	MetLife.....		38-3853223..				MIM I LLC.....	PA.....	NIA.....	MetLife Investment Management, LLC.....	Ownership.....	...100.000	MetLife, Inc.....	...N.....	
0241	MetLife.....		26-0333595..				MIM EMD GP, LLC.....	DE.....	NIA.....	MetLife Investment Management, LLC.....	Ownership.....	...100.000	MetLife, Inc.....	...N.....	
0241	MetLife.....		85-4233349..				MetLife Emerging Market Debt Blend Fund (Insurance Rated), L.P.	DE.....	NIA.....	MIM EMD GP, LLC.....	Management.....		MetLife, Inc.....	...N.....	
0241	MetLife.....						MLIA SBAF Manager, LLC (DE).....	DE.....	NIA.....	MetLife Investment Management, LLC.....	Ownership.....	...100.000	MetLife, Inc.....	...N.....	
0241	MetLife.....		82-2405817..				MLIA SBAF Colony Manager, LLC (DE).....	DE.....	NIA.....	MetLife Investment Management, LLC.....	Ownership.....	...100.000	MetLife, Inc.....	...N.....	
0241	MetLife.....		82-2405817..				MIM OMD manager, LLC.....	DE.....	NIA.....	MetLife Investment Management, LLC.....	Ownership.....	...100.000	MetLife, Inc.....	...N.....	
0241	MetLife.....						MetLife Middle Market Private Debt GP, LLC (DE)	DE.....	NIA.....	MetLife Investment Management, LLC.....	Ownership.....	...100.000	MetLife, Inc.....	...N.....	
0241	MetLife.....						MetLife Middle Market Private Debt Fund, LP (DE)	DE.....	NIA.....	MetLife Middle Market Private Debt GP, LLC (DE)	Management.....		MetLife, Inc.....	...N.....	
0241	MetLife.....						MetLife Middle Market Private Debt Parallel GP, LLC (DE)	DE.....	NIA.....	MetLife Investment Management, LLC.....	Ownership.....	...100.000	MetLife, Inc.....	...N.....	
0241	MetLife.....						MetLife Middle Market Private Debt Parallel Fund, LP	CYM.....	NIA.....	MetLife Middle Market Private Debt Parallel GP, LLC (DE)	Management.....		MetLife, Inc.....	...N.....	
0241	MetLife.....		87-1613098..				MetLife Middle Market Private Debt GP II, LLC.	DE.....	NIA.....	MetLife Investment Management, LLC.....	Ownership.....	...100.000	MetLife, Inc.....	...N.....	
0241	MetLife.....		87-1583660..				MetLife Middle Market Private Debt Fund II, LP	DE.....	NIA.....	MetLife Middle Market Private Debt GP II, LLC	Management.....		MetLife, Inc.....	...N.....	
0241	MetLife.....		87-1594427..				MetLife Middle Market Private Debt II Rated Fund, LP	DE.....	NIA.....	MetLife Middle Market Private Debt GP II, LLC	Management.....		MetLife, Inc.....	...N.....	
0241	MetLife.....		87-1640780..				MetLife MMPD II Special, LLC.....	DE.....	NIA.....	MetLife Investment Management, LLC.....	Ownership.....	...100.000	MetLife, Inc.....	...N.....	

Q12.12

SCHEDULE Y

PART 1A - DETAIL OF INSURANCE HOLDING COMPANY SYSTEM

1	2	3	4	5	6	7	8	9	10	11	12	13	14	15	16
Group Code	Group Name	NAIC Company Code	ID Number	Federal RSSD	CIK	Name of Securities Exchange if Publicly Traded (U.S. or International)	Names of Parent, Subsidiaries or Affiliates	Domiciliary Location	Relationship to Reporting Entity	Directly Controlled by (Name of Entity/Person)	Type of Control (Ownership Board, Management, Attorney-in-Fact, Influence, Other)	If Control is Ownership Provide Percentage	Ultimate Controlling Entity(ies)/Person(s)	Is an SCA Filing Required? (Y/N)	*
0241	MetLife						MLIA Manager I, LLC (DE)	DE	NIA	MetLife Investment Management, LLC	Ownership	100.000	MetLife, Inc.	N	
0241	MetLife						MIM Campus at SGV Manager, LLC	DE	NIA	MetLife Investment Management, LLC	Ownership	100.000	MetLife, Inc.	N	
0241	MetLife						1350 Eye Street Manager LLC	DE	NIA	MetLife Investment Management, LLC	Ownership	100.000	MetLife, Inc.	N	
0241	MetLife						MIM Spokane Industrial Manager, LLC	DE	NIA	MetLife Investment Management, LLC	Ownership	100.000	MetLife, Inc.	N	
0241	MetLife						ML Bellevue Manager, LLC	DE	NIA	MetLife Investment Management, LLC	Ownership	100.000	MetLife, Inc.	N	
0241	MetLife		13-4075851				ML-URS Port Chester SC Manager, LLC	DE	NIA	MetLife Investment Management, LLC	Ownership	100.000	MetLife, Inc.	N	
0241	MetLife						MetLife Core Property Fund GP, LLC	DE	NIA	MetLife Investment Management, LLC	Ownership	100.000	MetLife, Inc.	N	
0241	MetLife		87-1183667				MIM LS GP, LLC	DE	NIA	MetLife Investment Management, LLC	Ownership	100.000	MetLife, Inc.	N	
0241	MetLife		87-1155640				MetLife Long Short Credit Fund, LP	DE	NIA	MIM LS GP, LLC	Management		MetLife, Inc.	N	
0241	MetLife		87-1140307				MetLife Long Short Credit Master Fund, LP	DE	NIA	MIM LS GP, LLC	Management		MetLife, Inc.	N	
0241	MetLife		98-1607864				MetLife Long Short Credit Parallel Fund, LP	CYM	NIA	MIM LS GP, LLC	Management		MetLife, Inc.	N	
0241	MetLife						MetLife Strategic Hotel Debt Fund GP, LLC	DE	NIA	MetLife Investment Management, LLC	Ownership	100.000	MetLife, Inc.	N	
0241	MetLife						MetLife Strategic Hotel Debt Fund LP	DE	NIA	MetLife Strategic Hotel Debt Fund GP, LLC	Management		MetLife, Inc.	N	
0241	MetLife						MetLife Strategic Hotel Originator, LLC	DE	NIA	MetLife Strategic Hotel Debt Fund LP, LLC	Ownership	100.000	MetLife, Inc.	N	
0241	MetLife						MSHDF Holdco I, LLC	DE	NIA	MetLife Strategic Hotel Originator, LLC	Ownership	100.000	MetLife, Inc.	N	
0241	MetLife		86-3778918				MIM CM Syndicator LLC	DE	NIA	MetLife Investment Management, LLC	Ownership	100.000	MetLife, Inc.	Y	
0241	MetLife						MetLife Loan Asset Management, LLC	DE	NIA	MetLife Investment Management, LLC	Ownership	100.000	MetLife, Inc.	N	
0241	MetLife		82-2405817				MLIA Park Tower Manager, LLC	DE	NIA	MetLife Investment Management, LLC	Ownership	100.000	MetLife, Inc.	N	
0241	MetLife		46-4140926				MIM Property Management, LLC	DE	NIA	MetLife Investment Management, LLC	Ownership	100.000	MetLife, Inc.	N	
0241	MetLife						MetLife Japan US Equity Fund GP LLC	DE	NIA	MetLife Investment Management, LLC	Ownership	100.000	MetLife, Inc.	N	
0241	MetLife						MIM MetWest International Manager, LLC	DE	NIA	MetLife Investment Management, LLC	Ownership	100.000	MetLife, Inc.	N	
0241	MetLife						MIM ML-AI Venture 5 Manager, LLC	DE	NIA	MetLife Investment Management, LLC	Ownership	100.000	MetLife, Inc.	N	
0241	MetLife						MIM Clal General Partner, LLC	DE	NIA	MetLife Investment Management, LLC	Ownership	100.000	MetLife, Inc.	N	
0241	MetLife						MIM Third Army Industrial Manager, LLC	DE	NIA	MetLife Investment Management, LLC	Ownership	100.000	MetLife, Inc.	N	
0241	MetLife						MetLife 425 MKT Manager, LLC	DE	NIA	MetLife Investment Management, LLC	Ownership	100.000	MetLife, Inc.	N	
0241	MetLife						MetLife Japan US Equity Owners (Blocker) LLC	DE	NIA	MetLife Japan US Equity Fund GP LLC	Ownership	100.000	MetLife, Inc.	N	
0241	MetLife						MIM Property Management of Georgia 1, LLC	DE	NIA	MIM Property Management, LLC	Ownership	100.000	MetLife, Inc.	N	
0241	MetLife		80-0946518				MetLife Core Property Fund, LP	DE	NIA	MetLife Core Property Fund GP, LLC	Management		MetLife, Inc.	N	
0241	MetLife		80-0947139				MetLife Core Property REIT, LLC	DE	NIA	MetLife Core Property Fund, LP	Ownership	100.000	MetLife, Inc.	N	
0241	MetLife		46-3934926				MetLife Core Property Holdings, LLC	DE	NIA	MetLife Core Property REIT, LLC	Ownership	100.000	MetLife, Inc.	N	
0241	MetLife		80-0947139				MCP Property Management LLC	DE	NIA	MetLife Core Property Holdings, LLC	Ownership	100.000	MetLife, Inc.	N	
0241	MetLife						MetLife Core Property TRS, LLC	DE	NIA	MetLife Core Property Holdings, LLC	Ownership	100.000	MetLife, Inc.	N	
0241	MetLife						MCP Common Desk TRS, LLC	DE	NIA	MetLife Core Property TRS, LLC (DE)	Ownership	100.000	MetLife, Inc.	N	
0241	MetLife						MCP ESG TRS, LLC	DE	NIA	MetLife Core Property TRS, LLC (DE)	Ownership	100.000	MetLife, Inc.	N	
0241	MetLife		47-1946750				60 11th Street, LLC	DE	NIA	MCP 60 11th Street Member, LLC	Ownership	100.000	MetLife, Inc.	N	

Q12.13

SCHEDULE Y

PART 1A - DETAIL OF INSURANCE HOLDING COMPANY SYSTEM

1	2	3	4	5	6	7	8	9	10	11	12	13	14	15	16
Group Code	Group Name	NAIC Company Code	ID Number	Federal RSSD	CIK	Name of Securities Exchange if Publicly Traded (U.S. or International)	Names of Parent, Subsidiaries or Affiliates	Domiciliary Location	Relationship to Reporting Entity	Directly Controlled by (Name of Entity/Person)	Type of Control (Ownership Board, Management, Attorney-in-Fact, Influence, Other)	If Control is Ownership Provide Percentage	Ultimate Controlling Entity(ies)/Person(s)	Is an SCA Filing Required? (Y/N)	*
0241	MetLife.....						MCP Hub I Property, LLC.....	DE.....	NIA.....	MCP Hub I, LLC.....	Ownership.....	100.000	MetLife, Inc.....	N.....	
							Des Moines Creek Business Park Phase II, LLC	DE.....	NIA.....	MetLife Core Property Holdings, LLC.....	Ownership.....	100.000	MetLife, Inc.....	N.....	
0241	MetLife.....		80-0947139..				MCP One Westside, LLC.....	DE.....	NIA.....	MetLife Core Property Holdings, LLC.....	Ownership.....	100.000	MetLife, Inc.....	N.....	
0241	MetLife.....		46-4032606..				MCP 100 Congress Member, LLC.....	DE.....	NIA.....	MetLife Core Property Holdings, LLC.....	Ownership.....	100.000	MetLife, Inc.....	N.....	
0241	MetLife.....						MCP 1500 Michael, LLC.....	DE.....	NIA.....	MetLife Core Property Holdings, LLC.....	Ownership.....	100.000	MetLife, Inc.....	N.....	
0241	MetLife.....		46-4012463..				MCP 1900 McKinney, LLC.....	DE.....	NIA.....	MetLife Core Property Holdings, LLC.....	Ownership.....	100.000	MetLife, Inc.....	N.....	
0241	MetLife.....						MCP 2 Ames One, LLC.....	DE.....	NIA.....	MCP 2 Ames, LLC.....	Management.....		MetLife, Inc.....	N.....	
0241	MetLife.....						MCP 2 Ames Owner, LLC.....	DE.....	NIA.....	MCP 2 Ames, LLC.....	Management.....		MetLife, Inc.....	N.....	
0241	MetLife.....		47-5525469..				MCP 2 Ames Two, LLC.....	DE.....	NIA.....	MCP 2 Ames, LLC.....	Ownership.....	100.000	MetLife, Inc.....	N.....	
0241	MetLife.....		82-2695637..				MCP 2 Ames, LLC.....	DE.....	NIA.....	MetLife Core Property Holdings, LLC.....	Ownership.....	100.000	MetLife, Inc.....	N.....	
0241	MetLife.....						MCP 220 York, LLC.....	DE.....	NIA.....	MetLife Core Property Holdings, LLC.....	Ownership.....	100.000	MetLife, Inc.....	N.....	
0241	MetLife.....						MCP 22745 & 22755 Relocation Drive, LLC.....	DE.....	NIA.....	MetLife Core Property Holdings, LLC.....	Ownership.....	100.000	MetLife, Inc.....	N.....	
0241	MetLife.....						MCP 249 Industrial Business Park Member, LLC	DE.....	NIA.....	MetLife Core Property Holdings, LLC.....	Ownership.....	100.000	MetLife, Inc.....	N.....	
0241	MetLife.....		47-1279384..				MCP 3040 Post Oak, LLC.....	DE.....	NIA.....	MetLife Core Property Holdings, LLC.....	Ownership.....	100.000	MetLife, Inc.....	N.....	
0241	MetLife.....		83-2471234..				MCP 350 Rohlwing, LLC.....	DE.....	NIA.....	MetLife Core Property Holdings, LLC.....	Ownership.....	100.000	MetLife, Inc.....	N.....	
0241	MetLife.....						MCP 4600 South Syracuse, LLC.....	DE.....	NIA.....	MetLife Core Property Holdings, LLC.....	Ownership.....	100.000	MetLife, Inc.....	N.....	
0241	MetLife.....		46-4043244..				MCP 550 West Washington, LLC.....	DE.....	NIA.....	MetLife Core Property Holdings, LLC.....	Ownership.....	100.000	MetLife, Inc.....	N.....	
0241	MetLife.....		47-2080224..				MCP 60 11th Street Member, LLC.....	DE.....	NIA.....	MetLife Core Property Holdings, LLC.....	Ownership.....	100.000	MetLife, Inc.....	N.....	
0241	MetLife.....		46-4009393..				MCP 7 Riverway, LLC.....	DE.....	NIA.....	MetLife Core Property Holdings, LLC.....	Ownership.....	100.000	MetLife, Inc.....	N.....	
0241	MetLife.....		47-3463114..				MCP 9020 Murphy Road, LLC.....	DE.....	NIA.....	MetLife Core Property Holdings, LLC.....	Ownership.....	100.000	MetLife, Inc.....	N.....	
0241	MetLife.....						MCP 93 Red River Member, LLC.....	DE.....	NIA.....	MetLife Core Property Holdings, LLC.....	Ownership.....	100.000	MetLife, Inc.....	N.....	
0241	MetLife.....		81-0993429..				MCP Alley24 East, LLC.....	DE.....	NIA.....	MetLife Core Property Holdings, LLC.....	Ownership.....	100.000	MetLife, Inc.....	N.....	
0241	MetLife.....		46-3935124..				MCP Ashton South End, LLC.....	DE.....	NIA.....	MetLife Core Property Holdings, LLC.....	Ownership.....	100.000	MetLife, Inc.....	N.....	
0241	MetLife.....		82-2161491..				MCP Block 23 Member, LLC.....	DE.....	NIA.....	MetLife Core Property Holdings, LLC.....	Ownership.....	100.000	MetLife, Inc.....	N.....	
0241	MetLife.....						MCP Bradford, LLC.....	DE.....	NIA.....	MetLife Core Property Holdings, LLC.....	Ownership.....	100.000	MetLife, Inc.....	N.....	
0241	MetLife.....		47-4801287..				MCP Buford Logistics Center 2 Member, LLC.....	DE.....	NIA.....	MetLife Core Property Holdings, LLC.....	Ownership.....	100.000	MetLife, Inc.....	N.....	
0241	MetLife.....						MCP Buford Logistics Center Bldg B, LLC.....	DE.....	NIA.....	MetLife Core Property Holdings, LLC.....	Ownership.....	100.000	MetLife, Inc.....	N.....	
0241	MetLife.....						MCP Burnside Member, LLC.....	DE.....	NIA.....	MetLife Core Property Holdings, LLC.....	Ownership.....	100.000	MetLife, Inc.....	N.....	
0241	MetLife.....						MCP Center Avenue Industrial Member, LLC.....	DE.....	NIA.....	MetLife Core Property Holdings, LLC.....	Ownership.....	100.000	MetLife, Inc.....	N.....	
0241	MetLife.....						MCP Clawiter Innovation Member, LLC.....	DE.....	NIA.....	MetLife Core Property Holdings, LLC.....	Ownership.....	100.000	MetLife, Inc.....	N.....	
0241	MetLife.....						MCP Denver Pavilions Member, LLC.....	DE.....	NIA.....	MetLife Core Property Holdings, LLC.....	Ownership.....	100.000	MetLife, Inc.....	N.....	
0241	MetLife.....		80-0947139..				MCP Dillon, LLC.....	DE.....	NIA.....	MetLife Core Property Holdings, LLC.....	Ownership.....	100.000	MetLife, Inc.....	N.....	
0241	MetLife.....		80-0947139..				MCP Dillon Residential, LLC, LLC.....	DE.....	NIA.....	MetLife Core Property Holdings, LLC.....	Ownership.....	100.000	MetLife, Inc.....	N.....	
0241	MetLife.....		46-4024112..				MCP EnV Chicago, LLC.....	DE.....	NIA.....	MetLife Core Property Holdings, LLC.....	Ownership.....	100.000	MetLife, Inc.....	N.....	

Q12.14

SCHEDULE Y

PART 1A - DETAIL OF INSURANCE HOLDING COMPANY SYSTEM

1	2	3	4	5	6	7	8	9	10	11	12	13	14	15	16
Group Code	Group Name	NAIC Company Code	ID Number	Federal RSSD	CIK	Name of Securities Exchange if Publicly Traded (U.S. or International)	Names of Parent, Subsidiaries or Affiliates	Domiciliary Location	Relationship to Reporting Entity	Directly Controlled by (Name of Entity/Person)	Type of Control (Ownership Board, Management, Attorney-in-Fact, Influence, Other)	If Control is Ownership Provide Percentage	Ultimate Controlling Entity(ies)/Person(s)	Is an SCA Filing Required? (Y/N)	*
0241	MetLife						MCP Fife Enterprise Center, LLC	DE	NIA	MetLife Core Property Holdings, LLC	Ownership	100.000	MetLife, Inc.	N	
0241	MetLife						Fife Enterprise Center Venture, LLC	DE	NIA	MCP Fife Enterprise Center, LLC	Ownership	100.000	MetLife, Inc.	N	
0241	MetLife						MCP Frisco Office, LLC	DE	NIA	MetLife Core Property Holdings, LLC	Ownership	100.000	MetLife, Inc.	N	
0241	MetLife						MCP Frisco Office Two, LLC	DE	NIA	MetLife Core Property Holdings, LLC	Ownership	100.000	MetLife, Inc.	N	
0241	MetLife						MCP Gateway Commerce Center 5. LLC	DE	NIA	MetLife Core Property Holdings, LLC	Management		MetLife, Inc.	N	
0241	MetLife						MCP Grapevine, LLC	DE	NIA	MetLife Core Property Holdings, LLC	Ownership	100.000	MetLife, Inc.	N	
0241	MetLife		80-0947139				MCP Highland Park Lender, LLC	DE	NIA	MetLife Core Property Holdings, LLC	Ownership	100.000	MetLife, Inc.	N	
0241	MetLife						MCP Hub I, LLC	DE	NIA	MetLife Core Property Holdings, LLC	Ownership	100.000	MetLife, Inc.	N	
0241	MetLife		46-4009454				MCP Lodge At Lakecrest, LLC	DE	NIA	MetLife Core Property Holdings, LLC	Ownership	100.000	MetLife, Inc.	N	
0241	MetLife		83-1015971				MCP MA Property REIT, LLC	DE	NIA	MetLife Core Property Holdings, LLC	Ownership	100.000	MetLife, Inc.	N	
0241	MetLife		47-2338963				MCP Magnolia Park Member, LLC	DE	NIA	MetLife Core Property Holdings, LLC	Ownership	100.000	MetLife, Inc.	N	
0241	MetLife		46-4012567				MCP Main Street Village, LLC	DE	NIA	MetLife Core Property Holdings, LLC	Ownership	100.000	MetLife, Inc.	N	
0241	MetLife						MCP Mountain Technology Center Member TRS, LLC	DE	NIA	MetLife Core Property Holdings, LLC	Ownership	100.000	MetLife, Inc.	N	
0241	MetLife						MCP Northyards Holdco, LLC	DE	NIA	MetLife Core Property Holdings, LLC	Ownership	100.000	MetLife, Inc.	N	
0241	MetLife		81-1655046				MCP Northyards Master Lessee, LLC	DE	NIA	MCP Northyards Holdco, LLC	Ownership	100.000	MetLife, Inc.	N	
0241	MetLife		81-1500869				MCP Northyards Owner, LLC	DE	NIA	MCP Northyards Holdco, LLC	Ownership	100.000	MetLife, Inc.	N	
0241	MetLife						MCP Optimist Park Member, LLC	DE	NIA	MetLife Core Property Holdings, LLC	Ownership	100.000	MetLife, Inc.	N	
0241	MetLife						MCP Onyx, LLC	DE	NIA	MetLife Core Property Holdings, LLC	Ownership	100.000	MetLife, Inc.	N	
0241	MetLife		46-4054412				MCP Paragon Point, LLC	DE	NIA	MetLife Core Property Holdings, LLC	Ownership	100.000	MetLife, Inc.	N	
0241	MetLife		47-1567737				MCP Plaza at Legacy, LLC	DE	NIA	MetLife Core Property Holdings, LLC	Ownership	100.000	MetLife, Inc.	N	
0241	MetLife						MCP Seattle Gateway Industrial 1, LLC	DE	NIA	MetLife Core Property Holdings, LLC	Ownership	100.000	MetLife, Inc.	N	
0241	MetLife						MCP Seattle Gateway Industrial II, LLC	DE	NIA	MetLife Core Property Holdings, LLC	Ownership	100.000	MetLife, Inc.	N	
0241	MetLife						MCP Seventh and Osborn Retail Member, LLC	DE	NIA	MetLife Core Property Holdings, LLC	Ownership	100.000	MetLife, Inc.	N	
0241	MetLife						MCP Astor at Osborn, LLC	DE	NIA	MetLife Core Property Holdings, LLC	Ownership	100.000	MetLife, Inc.	N	
0241	MetLife						MCP Shakopee, LLC	DE	NIA	MetLife Core Property Holdings, LLC	Ownership	100.000	MetLife, Inc.	N	
0241	MetLife						MCP Sleepy Hollow Member, LLC	DE	NIA	MetLife Core Property Holdings, LLC	Ownership	100.000	MetLife, Inc.	N	
0241	MetLife		46-4075562				MCP SoCal Industrial - Anaheim, LLC	DE	NIA	MetLife Core Property Holdings, LLC	Ownership	100.000	MetLife, Inc.	N	
0241	MetLife		46-4388617				MCP SoCal Industrial - Bernardo, LLC	DE	NIA	MetLife Core Property Holdings, LLC	Ownership	100.000	MetLife, Inc.	N	
0241	MetLife		46-4075259				MCP SoCal Industrial - Canyon, LLC	DE	NIA	MetLife Core Property Holdings, LLC	Ownership	100.000	MetLife, Inc.	N	
0241	MetLife		46-4100416				MCP SoCal Industrial - Concourse, LLC	DE	NIA	MetLife Core Property Holdings, LLC	Ownership	100.000	MetLife, Inc.	N	
0241	MetLife		46-4064679				MCP SoCal Industrial - Fullerton, LLC	DE	NIA	MetLife Core Property Holdings, LLC	Ownership	100.000	MetLife, Inc.	N	
0241	MetLife		46-4088528				MCP SoCal Industrial - Kellwood, LLC	DE	NIA	MetLife Core Property Holdings, LLC	Ownership	100.000	MetLife, Inc.	N	
0241	MetLife		46-4111195				MCP SoCal Industrial - LAX, LLC	DE	NIA	MetLife Core Property Holdings, LLC	Ownership	100.000	MetLife, Inc.	N	
0241	MetLife		46-4054257				MCP SoCal Industrial - Loker, LLC	DE	NIA	MetLife Core Property Holdings, LLC	Ownership	100.000	MetLife, Inc.	N	

Q12.15

SCHEDULE Y

PART 1A - DETAIL OF INSURANCE HOLDING COMPANY SYSTEM

1	2	3	4	5	6	7	8	9	10	11	12	13	14	15	16
Group Code	Group Name	NAIC Company Code	ID Number	Federal RSSD	CIK	Name of Securities Exchange if Publicly Traded (U.S. or International)	Names of Parent, Subsidiaries or Affiliates	Domiciliary Location	Relationship to Reporting Entity	Directly Controlled by (Name of Entity/Person)	Type of Control (Ownership Board, Management, Attorney-in-Fact, Influence, Other)	If Control is Ownership Provide Percentage	Ultimate Controlling Entity(ies)/Person(s)	Is an SCA Filing Required? (Y/N)	*
0241	MetLife.....		46-411426...				MCP SoCal Industrial – Redondo, LLC.....	DE.....	NIA.....	MetLife Core Property Holdings, LLC.....	Ownership.....	100.000	MetLife, Inc.....	N.....	
0241	MetLife.....		46-4100363..				MCP SoCal Industrial – Springdale, LLC.....	DE.....	NIA.....	MetLife Core Property Holdings, LLC.....	Ownership.....	100.000	MetLife, Inc.....	N.....	
0241	MetLife.....						MCP Stalene, LLC.....	DE.....	NIA.....	MetLife Core Property Holdings, LLC.....	Ownership.....	100.000	MetLife, Inc.....	N.....	
0241	MetLife.....		46-4023987..				MCP The Palms at Doral, LLC.....	DE.....	NIA.....	MetLife Core Property Holdings, LLC.....	Ownership.....	100.000	MetLife, Inc.....	N.....	
0241	MetLife.....		47-4062730..				MCP Trimble Campus, LLC.....	DE.....	NIA.....	MetLife Core Property Holdings, LLC.....	Ownership.....	100.000	MetLife, Inc.....	N.....	
0241	MetLife.....						MCP Union Row, LLC.....	DE.....	NIA.....	MetLife Core Property Holdings, LLC.....	Ownership.....	100.000	MetLife, Inc.....	N.....	
0241	MetLife.....						MCP Valley Forge One, LLC.....	DE.....	NIA.....	MCP Valley Forge, LLC.....	Management.....		MetLife, Inc.....	N.....	
0241	MetLife.....						MCP Valley Forge Owner, LLC.....	DE.....	NIA.....	MCP Valley Forge, LLC.....	Management.....		MetLife, Inc.....	N.....	
0241	MetLife.....						MCP Valley Forge Two, LLC.....	DE.....	NIA.....	MCP Valley Forge, LLC.....	Ownership.....	100.000	MetLife, Inc.....	N.....	
0241	MetLife.....						MCP Valley Forge, LLC.....	DE.....	NIA.....	MetLife Core Property Holdings, LLC.....	Ownership.....	100.000	MetLife, Inc.....	N.....	
0241	MetLife.....						MCP Vance Jackson, LLC.....	DE.....	NIA.....	MetLife Core Property Holdings, LLC.....	Ownership.....	100.000	MetLife, Inc.....	N.....	
0241	MetLife.....						MCP Vineyard Avenue Member, LLC.....	DE.....	NIA.....	MetLife Core Property Holdings, LLC.....	Ownership.....	100.000	MetLife, Inc.....	N.....	
0241	MetLife.....		47-1967401..				MCP VOA I & III, LLC.....	DE.....	NIA.....	MCP VOA Holdings, LLC.....	Ownership.....	100.000	MetLife, Inc.....	N.....	
0241	MetLife.....		47-1975006..				MCP VOA Holdings, LLC.....	DE.....	NIA.....	MetLife Core Property Holdings, LLC.....	Ownership.....	100.000	MetLife, Inc.....	N.....	
0241	MetLife.....		47-1966785..				MCP VOA II, LLC.....	DE.....	NIA.....	MCP VOA Holdings, LLC.....	Ownership.....	100.000	MetLife, Inc.....	N.....	
0241	MetLife.....		46-4032507..				MCP Waterford Atrium, LLC.....	DE.....	NIA.....	MetLife Core Property Holdings, LLC.....	Ownership.....	100.000	MetLife, Inc.....	N.....	
0241	MetLife.....		83-2524541..				MCP Wellington, LLC.....	DE.....	NIA.....	MetLife Core Property Holdings, LLC.....	Ownership.....	100.000	MetLife, Inc.....	N.....	
0241	MetLife.....						MCP West Broad Marketplace, LLC.....	DE.....	NIA.....	MetLife Core Property Holdings, LLC.....	Ownership.....	100.000	MetLife, Inc.....	N.....	
0241	MetLife.....						MCP-English Village, LLC.....	DE.....	NIA.....	MetLife Core Property Holdings, LLC.....	Ownership.....	100.000	MetLife, Inc.....	N.....	
0241	MetLife.....						MCPF – Needham, LLC.....	DE.....	NIA.....	MCP MA Property REIT, LLC.....	Ownership.....	100.000	MetLife, Inc.....	N.....	
0241	MetLife.....						MCPF Acquisition, LLC.....	DE.....	NIA.....	MetLife Core Property Holdings, LLC.....	Ownership.....	100.000	MetLife, Inc.....	N.....	
0241	MetLife.....		83-1015971..				MCPF Foxborough, LLC.....	DE.....	NIA.....	MCP MA Property REIT, LLC.....	Ownership.....	100.000	MetLife, Inc.....	N.....	
0241	MetLife.....						Mountain Technology Center Venture, LLC.....	DE.....	NIA.....	MCP Mountain Technology Center TRS, LLC.....	Management.....		MetLife, Inc.....	N.....	
0241	MetLife.....						Mountain Technology Center A, LLC.....	DE.....	NIA.....	Mountain Technology Center Venture, LLC.....	Ownership.....	100.000	MetLife, Inc.....	N.....	
0241	MetLife.....						Mountain Technology Center B, LLC.....	DE.....	NIA.....	Mountain Technology Center Venture, LLC.....	Ownership.....	100.000	MetLife, Inc.....	N.....	
0241	MetLife.....						Mountain Technology Center C, LLC.....	DE.....	NIA.....	Mountain Technology Center Venture, LLC.....	Ownership.....	100.000	MetLife, Inc.....	N.....	
0241	MetLife.....						Mountain Technology Center D, LLC.....	DE.....	NIA.....	Mountain Technology Center Venture, LLC.....	Ownership.....	100.000	MetLife, Inc.....	N.....	
0241	MetLife.....						Mountain Technology Center E, LLC.....	DE.....	NIA.....	Mountain Technology Center Venture, LLC.....	Ownership.....	100.000	MetLife, Inc.....	N.....	
0241	MetLife.....						MetLife Senior Direct Lending GP, LLC.....	DE.....	NIA.....	MetLife Investment Management, LLC.....	Ownership.....	100.000	MetLife, Inc.....	N.....	
0241	MetLife.....						MetLife Senior Direct Lending Fund, LP.....	CYM.....	NIA.....	MetLife Senior Direct Lending GP, LLC.....	Management.....		MetLife, Inc.....	N.....	
0241	MetLife.....						MLJ US Feeder LLC.....	DE.....	NIA.....	MetLife Senior Direct Lending GP, LLC.....	Management.....		MetLife, Inc.....	N.....	
0241	MetLife.....						MetLife Senior Direct Lending Finco, LLC.....	DE.....	NIA.....	MetLife Senior Direct Lending Fund GP, LLC.....	Ownership.....	100.000	MetLife, Inc.....	N.....	
0241	MetLife.....						MetLife Senior Direct Lending Holdings, LP.....	DE.....	NIA.....	MetLife Senior Direct Lending Finco, LLC.....	Ownership.....	100.000	MetLife, Inc.....	N.....	
0241	MetLife.....		13-4075851..				MetLife Commercial Mortgage Income Fund GP, LLC.....	DE.....	NIA.....	MetLife Investment Management, LLC.....	Ownership.....	100.000	MetLife, Inc.....	N.....	
0241	MetLife.....		47-2630137..				MetLife Commercial Mortgage Income Fund, LP.....	DE.....	NIA.....	MetLife Commercial Mortgage Income Fund GP, LLC.....	Management.....		MetLife, Inc.....	N.....	

Q12.16

SCHEDULE Y

PART 1A - DETAIL OF INSURANCE HOLDING COMPANY SYSTEM

1	2	3	4	5	6	7	8	9	10	11	12	13	14	15	16
Group Code	Group Name	NAIC Company Code	ID Number	Federal RSSD	CIK	Name of Securities Exchange if Publicly Traded (U.S. or International)	Names of Parent, Subsidiaries or Affiliates	Domiciliary Location	Relationship to Reporting Entity	Directly Controlled by (Name of Entity/Person)	Type of Control (Ownership Board, Management, Attorney-in-Fact, Influence, Other)	If Control is Ownership Provide Percentage	Ultimate Controlling Entity(ies)/Person(s)	Is an SCA Filing Required? (Y/N)	*
0241	MetLife.....		47-2688528..				MetLife Commercial Mortgage REIT, LLC.....	DE.....	NIA.....	MetLife Commercial Mortgage Income Fund, LP	Ownership.....	..100.000	MetLife, Inc.....N.....	
0241	MetLife.....		47-2703778..				MetLife Commercial Mortgage Originator, LLC..	DE.....	NIA.....	MetLife Commercial Mortgage REIT, LLC.....	Ownership.....	..100.000	MetLife, Inc.....N.....	
0241	MetLife.....		47-5495603..				MCMIF Holdco I, LLC.....	DE.....	NIA.....	MetLife Commercial Mortgage Originator, LLC	Ownership.....	..100.000	MetLife, Inc.....N.....	
0241	MetLife.....						MCMIF Holdco II, LLC.....	DE.....	NIA.....	MetLife Commercial Mortgage Originator, LLC	Ownership.....	..100.000	MetLife, Inc.....N.....	
0241	MetLife.....						MCMIF Holdco III, LLC.....	DE.....	NIA.....	MetLife Commercial Mortgage Originator, LLC	Ownership.....	..100.000	MetLife, Inc.....N.....	
0241	MetLife.....						MetLife Alternatives GP, LLC.....	DE.....	NIA.....	MetLife Investment Management, LLC.....	Ownership.....	..100.000	MetLife, Inc.....N.....	
0241	MetLife.....		98-1150291..				MetLife International HF Partners, LP.....	CYM.....	NIA.....	MetLife Alternatives GP, LLC.....	Management....		MetLife, Inc.....N.....	
0241	MetLife.....		98-1162663..				MetLife International PE Fund II, LP.....	CYM.....	NIA.....	MetLife Alternatives GP, LLC.....	Management....		MetLife, Inc.....N.....	
0241	MetLife.....		98-1226825..				MetLife International PE Fund III, LP.....	CYM.....	NIA.....	MetLife Alternatives GP, LLC.....	Management....		MetLife, Inc.....N.....	
0241	MetLife.....		98-1277596..				MetLife International PE Fund IV, LP.....	CYM.....	NIA.....	MetLife Alternatives GP, LLC.....	Management....		MetLife, Inc.....N.....	
0241	MetLife.....		98-1339546..				MetLife International PE Fund V, LP.....	CYM.....	NIA.....	MetLife Alternatives GP, LLC.....	Management....		MetLife, Inc.....N.....	
0241	MetLife.....		98-1396743..				MetLife International PE Fund VI, LP.....	CYM.....	NIA.....	MetLife Alternatives GP, LLC.....	Management....		MetLife, Inc.....N.....	
0241	MetLife.....		98-1515673..				MetLife International PE Fund VII, LP.....	CYM.....	NIA.....	MetLife Alternatives GP, LLC.....	Management....		MetLife, Inc.....N.....	

Q12.17

Statement for September 30, 2021 of the **Metropolitan General Insurance Company**
PART 1 - LOSS EXPERIENCE

Lines of Business	Current Year to Date			4 Prior Year to Date Direct Loss Percentage
	1 Direct Premiums Earned	2 Direct Losses Incurred	3 Direct Loss Percentage	
1. Fire.....			0.000	
2. Allied lines.....			0.000	
3. Farmowners multiple peril.....			0.000	
4. Homeowners multiple peril.....	345,789	179,381	51.876	3.407
5. Commercial multiple peril.....	18,191	(3,642)	(20.021)	0.388
6. Mortgage guaranty.....			0.000	
8. Ocean marine.....			0.000	
9. Inland marine.....	451,275	357,782	79.282	1.714
10. Financial guaranty.....			0.000	
11.1. Medical professional liability - occurrence.....			0.000	
11.2. Medical professional liability - claims-made.....			0.000	
12. Earthquake.....	46	3	6.522	
13. Group accident and health.....			0.000	
14. Credit accident and health.....			0.000	
15. Other accident and health.....			0.000	
16. Workers' compensation.....			0.000	
17.1. Other liability-occurrence.....			0.000	
17.2. Other liability-claims made.....			0.000	
17.3. Excess workers' compensation.....			0.000	
18.1. Products liability-occurrence.....			0.000	
18.2. Products liability-claims made.....			0.000	
19.1, 19.2 Private passenger auto liability.....	5,844,860	3,856,072	65.974	53.510
19.3, 19.4 Commercial auto liability.....			0.000	
21. Auto physical damage.....	6,128,476	2,943,708	48.033	39.430
22. Aircraft (all perils).....			0.000	
23. Fidelity.....			0.000	
24. Surety.....			0.000	
26. Burglary and theft.....			0.000	
27. Boiler and machinery.....			0.000	
28. Credit.....			0.000	
29. International.....			0.000	
30. Warranty.....			0.000	
31. Reinsurance-nonproportional assumed property.....	XXX	XXX	XXX	XXX
32. Reinsurance-nonproportional assumed liability.....	XXX	XXX	XXX	XXX
33. Reinsurance-nonproportional assumed financial lines.....	XXX	XXX	XXX	XXX
34. Aggregate write-ins for other lines of business.....	0	0	0.000	
35. Totals.....	12,788,637	7,333,304	57.342	46.235

DETAILS OF WRITE-INS

3401.....			0.000	
3402.....			0.000	
3403.....			0.000	
3498. Sum. of remaining write-ins for Line 34 from overflow page.....	0	0	0.000	XXX
3499. Totals (Lines 3401 thru 3403 plus 3498) (Line 34).....	0	0	0.000	

PART 2 - DIRECT PREMIUMS WRITTEN

Lines of Business	1	2	3
	Current Quarter	Current Year to Date	Prior Year Year to Date
1. Fire.....			
2. Allied lines.....			
3. Farmowners multiple peril.....			
4. Homeowners multiple peril.....	211,154	636,364	65,276
5. Commercial multiple peril.....	722	(2,709)	60,422
6. Mortgage guaranty.....			
8. Ocean marine.....			
9. Inland marine.....	3,549,872	3,556,192	1,363
10. Financial guaranty.....			
11.1. Medical professional liability - occurrence.....			
11.2. Medical professional liability - claims made.....			
12. Earthquake.....		85	
13. Group accident and health.....			
14. Credit accident and health.....			
15. Other accident and health.....			
16. Workers' compensation.....			
17.1. Other liability-occurrence.....			
17.2. Other liability-claims made.....			
17.3. Excess workers' compensation.....			
18.1. Products liability-occurrence.....			
18.2. Products liability-claims made.....			
19.1, 19.2 Private passenger auto liability.....	1,870,835	5,696,149	5,983,278
19.3, 19.4 Commercial auto liability.....			
21. Auto physical damage.....	2,089,044	6,171,009	6,009,107
22. Aircraft (all perils).....			
23. Fidelity.....			
24. Surety.....			
26. Burglary and theft.....			
27. Boiler and machinery.....			
28. Credit.....			
29. International.....			
30. Warranty.....			
31. Reinsurance-nonproportional assumed property.....	XXX	XXX	XXX
32. Reinsurance-nonproportional assumed liability.....	XXX	XXX	XXX
33. Reinsurance-nonproportional assumed financial lines.....	XXX	XXX	XXX
34. Aggregate write-ins for other lines of business.....	0	0	0
35. Totals.....	7,721,627	16,057,090	12,119,446

DETAILS OF WRITE-INS

3401.....			
3402.....			
3403.....			
3498. Sum. of remaining write-ins for Line 34 from overflow page.....	0	0	0
3499. Totals (Lines 3401 thru 3403 plus 3498) (Line 34).....	0	0	0

PART 3 (000 omitted)

LOSS AND LOSS ADJUSTMENT EXPENSE RESERVES SCHEDULE

	1	2	3	4	5	6	7	8	9	10	11	12	13
Years in Which Losses Occurred	Prior Year-End Known Case Loss and LAE Reserves	Prior Year-End IBNR Loss and LAE Reserves	Total Prior Year-End Loss and LAE Reserves (Cols. 1 + 2)	2021 Loss and LAE Payments on Claims Reported as of Prior Year-End	2021 Loss and LAE Payments on Claims Unreported as of Prior Year-End	Total 2021 Loss and LAE Payments (Cols. 4 + 5)	Q.S. Date Known Case Loss and LAE Reserves on Claims Reported and Open as of Prior Year-End	Q.S. Date Known Case Loss and LAE Reserves on Claims Reported or Reopened Subsequent to Prior Year-End	Q.S. Date IBNR Loss and LAE Reserves	Total Q.S. Loss and LAE Reserves (Cols. 7 + 8 + 9)	Prior Year-End Known Case Loss and LAE Reserves Developed (Savings)/Deficiency (Cols. 4 + 7 minus Col. 1)	Prior Year-End IBNR Loss and LAE Reserves Developed (Savings)/Deficiency (Cols. 5 + 8 + 9 minus Col. 2)	Prior Year-End Total Loss and LAE Reserve Developed (Savings)/Deficiency (Cols. 11 + 12)
1. 2018 + Prior.....			.0	.67		.67	.2			.2	.69	.0	.69
2. 2019.....			.0	.203		.203	.9			.9	.212	.0	.212
3. Subtotals 2019 + Prior.....	.0	.0	.0	.270	.0	.270	.11	.0	.0	.11	.281	.0	.281
4. 2020.....			.0	1,557		1,557	496			496	2,053	.0	2,053
5. Subtotals 2020 + Prior.....	.0	.0	.0	1,827	.0	1,827	507	.0	.0	507	2,334	.0	2,334
6. 2021.....	.XXX	.XXX	.XXX	.XXX	9,301	9,301	.XXX	6,498		6,498	.XXX	.XXX	.XXX
7. Totals.....	.0	.0	.0	1,827	9,301	11,128	507	6,498	.0	7,005	2,334	.0	2,334
8. Prior Year-End's Surplus As Regards Policyholders.....	34,906												
											Col. 11, Line 7 As % of Col. 1, Line 7	Col. 12, Line 7 As % of Col. 2, Line 7	Col. 13, Line 7 As % of Col. 3, Line 7
											1.0.0 %	2.0.0 %	3.0.0 %
													Col. 13, Line 7 Line 8
													4.6.7 %

Q14

Statement for September 30, 2021 of the **Metropolitan General Insurance Company**
SUPPLEMENTAL EXHIBITS AND SCHEDULES INTERROGATORIES

The following supplemental reports are required to be filed as part of your statement filing. However, in the event that your company does not transact the type of business for which the special report must be filed, your response of NO to the specific interrogatory will be accepted in lieu of filing a "NONE" report and a bar code will be printed below. If the supplement is required of your company but is not being filed for whatever reason, enter SEE EXPLANATION and provide an explanation following the interrogatory questions.

	Response
1. Will the Trusteed Surplus Statement be filed with the state of domicile and the NAIC with this statement?	NO
2. Will Supplement A to Schedule T (Medical Professional Liability Supplement) be filed with this statement?	NO
3. Will the Medicare Part D Coverage Supplement be filed with the state of domicile and the NAIC with this statement?	NO
4. Will the Director and Officer Insurance Coverage Supplement be filed with the state of domicile and the NAIC with this statement?	NO

Explanation:

1. The data for this supplement is not required to be filed.
2. The data for this supplement is not required to be filed.
3. The data for this supplement is not required to be filed.
4. The data for this supplement is not required to be filed.

Bar Code:



NONE

Metropolitan General Insurance Company

SCHEDULE A - VERIFICATION

Real Estate

	1 Year to Date	2 Prior Year Ended December 31
1. Book/adjusted carrying value, December 31 of prior year.....	0	
2. Cost of acquired:		
2.1 Actual cost at time of acquisition.....		
2.2 Additional investment made after acquisition.....		
3. Current year change in encumbrances.....		
4. Total gain (loss) on disposals.....		
5. Deduct amounts received on disposals.....		
6. Total foreign exchange change in book/adjusted carrying value.....		
7. Deduct current year's other-than-temporary impairment recognized.....		
8. Deduct current year's depreciation.....		
9. Book/adjusted carrying value at end of current period (Lines 1+2+3+4-5+6-7-8).....	0	0
10. Deduct total nonadmitted amounts.....		
11. Statement value at end of current period (Line 9 minus Line 10).....	0	0

SCHEDULE B - VERIFICATION

Mortgage Loans

	1 Year to Date	2 Prior Year Ended December 31
1. Book value/recorded investment excluding accrued interest, December 31 of prior year.....	0	
2. Cost of acquired:		
2.1 Actual cost at time of acquisition.....		
2.2 Additional investment made after acquisition.....		
3. Capitalized deferred interest and other.....		
4. Accrual of discount.....		
5. Unrealized valuation increase (decrease).....		
6. Total gain (loss) on disposals.....		
7. Deduct amounts received on disposals.....		
8. Deduct amortization of premium and mortgage interest points and commitment fees.....		
9. Total foreign exchange change in book value/recorded investment excluding accrued interest.....		
10. Deduct current year's other-than-temporary impairment recognized.....		
11. Book value/recorded investment excluding accrued interest at end of current period (Lines 1+2+3+4+5+6-7-8+9-10).....	0	0
12. Total valuation allowance.....		
13. Subtotal (Line 11 plus Line 12).....	0	0
14. Deduct total nonadmitted amounts.....		
15. Statement value at end of current period (Line 13 minus Line 14).....	0	0

SCHEDULE BA - VERIFICATION

Other Long-Term Invested Assets

	1 Year to Date	2 Prior Year Ended December 31
1. Book/adjusted carrying value, December 31 of prior year.....	0	
2. Cost of acquired:		
2.1 Actual cost at time of acquisition.....		
2.2 Additional investment made after acquisition.....		
3. Capitalized deferred interest and other.....		
4. Accrual of discount.....		
5. Unrealized valuation increase (decrease).....		
6. Total gain (loss) on disposals.....		
7. Deduct amounts received on disposals.....		
8. Deduct amortization of premium and depreciation.....		
9. Total foreign exchange change in book/adjusted carrying value.....		
10. Deduct current year's other-than-temporary impairment recognized.....		
11. Book/adjusted carrying value at end of current period (Lines 1+2+3+4+5+6-7-8+9-10).....	0	0
12. Deduct total nonadmitted amounts.....		
13. Statement value at end of current period (Line 11 minus Line 12).....	0	0

SCHEDULE D - VERIFICATION

Bonds and Stocks

	1 Year to Date	2 Prior Year Ended December 31
1. Book/adjusted carrying value of bonds and stocks, December 31 of prior year.....	33,375,765	35,427,074
2. Cost of bonds and stocks acquired.....		3,992,263
3. Accrual of discount.....	8,516	9,730
4. Unrealized valuation increase (decrease).....		
5. Total gain (loss) on disposals.....	2	153,766
6. Deduct consideration for bonds and stocks disposed of.....	1,237,407	6,086,367
7. Deduct amortization of premium.....	83,927	136,751
8. Total foreign exchange change in book/adjusted carrying value.....		
9. Deduct current year's other-than-temporary impairment recognized.....		
10. Total investment income recognized as a result of prepayment penalties and/or acceleration fees.....		16,050
11. Book/adjusted carrying value at end of current period (Lines 1+2+3+4+5-6-7+8-9+10).....	32,062,949	33,375,765
12. Deduct total nonadmitted amounts.....		
13. Statement value at end of current period (Line 11 minus Line 12).....	32,062,949	33,375,765

SCHEDULE D - PART 1B

Showing the Acquisitions, Dispositions and Non-Trading Activity
During the Current Quarter for all Bonds and Preferred Stock by NAIC Designation

NAIC Designation	1 Book/Adjusted Carrying Value Beginning of Current Quarter	2 Acquisitions During Current Quarter	3 Dispositions During Current Quarter	4 Non-Trading Activity During Current Quarter	5 Book/Adjusted Carrying Value End of First Quarter	6 Book/Adjusted Carrying Value End of Second Quarter	7 Book/Adjusted Carrying Value End of Third Quarter	8 Book/Adjusted Carrying Value December 31 Prior Year
BONDS								
1. NAIC 1 (a).....	30,303,068	9,999,076	9,048,883	(18,816)	27,426,820	30,303,068	31,234,445	27,537,885
2. NAIC 2 (a).....	6,831,095			(1,015,783)	6,834,534	6,831,095	5,815,312	6,837,845
3. NAIC 3 (a).....				1,012,391			1,012,391	
4. NAIC 4 (a).....							.0	
5. NAIC 5 (a).....							.0	
6. NAIC 6 (a).....							.0	
7. Total Bonds.....	37,134,163	9,999,076	9,048,883	(22,208)	34,261,354	37,134,163	38,062,148	34,375,730
PREFERRED STOCK								
8. NAIC 1.....							.0	
9. NAIC 2.....							.0	
10. NAIC 3.....							.0	
11. NAIC 4.....							.0	
12. NAIC 5.....							.0	
13. NAIC 6.....							.0	
14. Total Preferred Stock.....	.0	.0	.0	.0	.0	.0	.0	.0
15. Total Bonds and Preferred Stock.....	37,134,163	9,999,076	9,048,883	(22,208)	34,261,354	37,134,163	38,062,148	34,375,730

QS102

(a) Book/Adjusted Carrying Value column for the end of the current reporting period includes the following amount of short-term and cash equivalent bonds by NAIC designation:
NAIC 1 \$.....5,999,201; NAIC 2 \$.....0; NAIC 3 \$.....0; NAIC 4 \$.....0; NAIC 5 \$.....0; NAIC 6 \$.....0.

SCHEDULE DA - PART 1

Short-Term Investments

	1 Book/Adjusted Carrying Value	2 Par Value	3 Actual Cost	4 Interest Collected Year To Date	5 Paid for Accrued Interest Year To Date
9199999.....5,999,201XXX.....5,999,201

SCHEDULE DA - VERIFICATION

Short-Term Investments

	1 Year To Date	2 Prior Year Ended December 31
1. Book/adjusted carrying value, December 31 of prior year.....0
2. Cost of short-term investments acquired.....5,999,201
3. Accrual of discount.....
4. Unrealized valuation increase (decrease).....
5. Total gain (loss) on disposals.....
6. Deduct consideration received on disposals.....
7. Deduct amortization of premium.....
8. Total foreign exchange change in book/adjusted carrying value.....
9. Deduct current year's other-than-temporary impairment recognized.....
10. Book/adjusted carrying value at end of current period (Lines 1+2+3+4+5-6-7+8-9).....5,999,2010
11. Deduct total nonadmitted amounts.....
12. Statement value at end of current period (Line 10 minus Line 11).....5,999,2010

**Sch. DB - Pt. A - Verification
NONE**

**Sch. DB - Pt. B - Verification
NONE**

**Sch. DB - Pt. C - Sn. 1
NONE**

**Sch. DB - Pt. C - Sn. 2
NONE**

**Sch. DB - Verification
NONE**

SCHEDULE E - PART 2 - VERIFICATION

Cash Equivalents

	1 Year To Date	2 Prior Year Ended December 31
1. Book/adjusted carrying value, December 31 of prior year.....	999,967	2,993,309
2. Cost of cash equivalents acquired.....	9,999,505	6,995,963
3. Accrual of discount.....	528	10,695
4. Unrealized valuation increase (decrease).....		
5. Total gain (loss) on disposals.....		
6. Deduct consideration received on disposals.....	11,000,000	9,000,000
7. Deduct amortization of premium.....		
8. Total foreign exchange change in book/ adjusted carrying value.....		
9. Deduct current year's other-than-temporary impairment recognized.....		
10. Book/adjusted carrying value at end of current period (Lines 1+2+3+4+5-6-7+8-9).....	0	999,967
11. Deduct total nonadmitted amounts.....		
12. Statement value at end of current period (Line 10 minus Line 11).....	0	999,967

**Sch. A Pt. 2
NONE**

**Sch. A Pt. 3
NONE**

**Sch. B - Pt. 2
NONE**

**Sch. B - Pt. 3
NONE**

**Sch. BA - Pt. 2
NONE**

**Sch. BA - Pt. 3
NONE**

**Sch. D - Pt. 3
NONE**

SCHEDULE D - PART 4

Showing all Long-Term Bonds and Stocks SOLD, REDEEMED or Otherwise DISPOSED OF During Current Quarter

1	2	3	4	5	6	7	8	9	10	Change in Book/Adjusted Carrying Value					16	17	18	19	20	21	22
										11	12	13	14	15							
CUSIP Identification	Description	Forfeiture	Disposal Date	Name of Purchaser	Number of Shares of Stock	Consideration	Par Value	Actual Cost	Prior Year Book/Adjusted Carrying Value	Unrealized Valuation Increase (Decrease)	Current Year's (Amortization) / Accretion	Current Year's Other-Than-Temporary Impairment Recognized	Total Change in B./A.C.V. (11+12-13)	Total Foreign Exchange Change in B./A.C.V.	Book/Adjusted Carrying Value at Disposal Date	Foreign Exchange Gain (Loss) on Disposal	Realized Gain (Loss) on Disposal	Total Gain (Loss) on Disposal	Bond Interest / Stock Dividends Received During Year	Stated Contractual Maturity Date	NAIC Designation, NAIC Designation Modifier and SVO Administrative Symbol
Bonds - U.S. Government																					
36225B QN 1	GINNIE MAE I GNMA I 7.500% 781361 7.50		09/01/2021	Various		441	441	426	434		7		7		441			0	22	12/15/2025	1.A
0599999	Total - Bonds - U.S. Government					441	441	426	434	0	7	0	7	0	441	0	0	0	22	XXX	XXX
Bonds - U.S. States, Territories and Possessions																					
882722 ZN 4	TEXAS ST Texas State Of 5.000% 08/01/3		08/02/2021	Call 100.0000		1,000,000	1,000,000	1,130,380	1,009,827		(9,829)		(9,829)		999,998		2	2	50,000	08/01/2036	1.A FE
1799999	Total - Bonds - U.S. States, Territories & Possessions					1,000,000	1,000,000	1,130,380	1,009,827	0	(9,829)	0	(9,829)	0	999,998	0	2	2	50,000	XXX	XXX
Bonds - U.S. Special Revenue and Special Assessment																					
31417G XL 5	FEDERAL NATIONAL MORTGAGE ASSO 4.000%		09/01/2021	Various		48,444	48,444	50,511	50,069		(1,625)		(1,625)		48,444			0	1,313	06/01/2043	1.A
3199999	Total - Bonds - U.S. Special Revenue and Special Assessments					48,444	48,444	50,511	50,069	0	(1,625)	0	(1,625)	0	48,444	0	0	0	1,313	XXX	XXX
8399997	Total - Bonds - Part 4					1,048,885	1,048,885	1,181,317	1,060,330	0	(11,447)	0	(11,447)	0	1,048,883	0	2	2	51,335	XXX	XXX
8399999	Total - Bonds					1,048,885	1,048,885	1,181,317	1,060,330	0	(11,447)	0	(11,447)	0	1,048,883	0	2	2	51,335	XXX	XXX
9999999	Total - Bonds, Preferred and Common Stocks					1,048,885	XXX	1,181,317	1,060,330	0	(11,447)	0	(11,447)	0	1,048,883	0	2	2	51,335	XXX	XXX

QE05

Sch. DB - Pt. A - Sn. 1
NONE

Sch. DB - Pt. B - Sn. 1
NONE

Sch. DB - Pt. D - Sn. 1
NONE

Sch. DB - Pt. D - Sn. 2
NONE

Sch. DB - Pt. E
NONE

Sch. DL - Pt. 1
NONE

Sch. DL - Pt. 2
NONE

Metropolitan General Insurance Company
SCHEDULE E - PART 1 - CASH

Month End Depository Balances

1 Depository	2 Code	3 Rate of Interest	4 Amount of Interest Received During Current Quarter	5 Amount of Interest Accrued at Current Statement Date	Book Balance at End of Each Month During Current Quarter			9 *
					6 First Month	7 Second Month	8 Third Month	
Open Depositories								
JP Morgan Chase..... New York, NY.....				281,3533,063,113658,313	XXX
0199999. Total Open Depositories.....	XXX	XXX00281,3533,063,113658,313	XXX
0399999. Total Cash on Deposit.....	XXX	XXX00281,3533,063,113658,313	XXX
0599999. Total Cash.....	XXX	XXX00281,3533,063,113658,313	XXX

SCHEDULE E - PART 2 - CASH EQUIVALENTS

Show Investments Owned End of Current Quarter

1 CUSIP	2 Description	3 Code	4 Date Acquired	5 Rate of Interest	6 Maturity Date	7 Book/Adjusted Carrying Value	8 Amount of Interest Due & Accrued	9 Amount Received During Year
------------	------------------	-----------	--------------------	-----------------------	--------------------	-----------------------------------	--	----------------------------------

NONE