



# QUARTERLY STATEMENT

As of March 31, 2021  
of the Condition and Affairs of the

## Metropolitan Property and Casualty Insurance Company

NAIC Group Code.....241, 241 (Current Period) (Prior Period)	NAIC Company Code..... 26298	Employer's ID Number..... 13-2725441
Organized under the Laws of RI	State of Domicile or Port of Entry RI	Country of Domicile US
Incorporated/Organized..... August 31, 1972	Commenced Business..... December 8, 1972	
Statutory Home Office	700 Quaker Lane .. Warwick .. RI .. US .. 02886-6669 <i>(Street and Number) (City or Town, State, Country and Zip Code)</i>	
Main Administrative Office	700 Quaker Lane .. Warwick .. RI .. US .. 02886-6669 <i>(Street and Number) (City or Town, State, Country and Zip Code)</i>	401-827-2400 <i>(Area Code) (Telephone Number)</i>
Mail Address	PO Box 350, 700 Quaker Lane .. Warwick .. RI .. US .. 02887-0350 <i>(Street and Number or P. O. Box) (City or Town, State, Country and Zip Code)</i>	
Primary Location of Books and Records	700 Quaker Lane .. Warwick .. RI .. US .. 02886-6669 <i>(Street and Number) (City or Town, State, Country and Zip Code)</i>	800-638-4208 <i>(Area Code) (Telephone Number)</i>
Internet Web Site Address	www.metlife.com	
Statutory Statement Contact	Kevin Paul Swift <i>(Name)</i> kswift@metlife.com <i>(E-Mail Address)</i>	800-638-4208 <i>(Area Code) (Telephone Number) (Extension)</i> 401-827-2315 <i>(Fax Number)</i>

### OFFICERS

Name	Title	Name	Title
1. Darla Ann Finchum	President	2. Maura Catherine Travers	Assistant General Counsel and Secretary
3. Michael John Bednarick	Vice President and Chief Financial Officer	4. Charles Patrick Connery	Treasurer

### OTHER

Michael John Abate	Vice President	Zulfi Shafaat Ahmed	Senior Vice President and Chief Information Security Officer
Robert Edward Bean	Vice President	Charles Phillip Cavas	Vice President and Associate General Counsel
Rachel Irene Downing	Vice President	Roger Carl Elder	Vice President
Paul Edward Gavin	Senior Vice President	Lorene Elsie Guardado	Vice President
Lise Ann Hasegawa	Vice President	Michelle Lee Kolodziejczak	Vice President
Aaron Matthew McClain	Vice President	Patrick John Meyer	Vice President
Albert Montoya	Vice President and Investment Officer	Robert Francis Nostramo	Vice President and General Counsel
Brenda Ann Perkins	Vice President	Stephen Charles Radis	Vice President and Investment Officer
Kevin Stanley Redgate	Senior Vice President and Senior Investment Officer	Christopher Timothy Rhodes	Senior Vice President
Charles Sheridan Scully	Executive Vice President, Executive Investment Officer and Chief Hedging Officer	James Sheridan Stevens	Vice President and Investment Officer
Richard Andrew Stevens	Vice President and Controller	Calvin Tyrone Strong	Vice President
Donald Gerard Sullivan	Vice President	Ellen Marie Tierney	Vice President

### DIRECTORS OR TRUSTEES

Michael John Bednarick	Stephen Douglas Caldwell	Cynthia Faye Coverson	Darla Ann Finchum
Todd Brian Katz	William Charles O'Donnell	Kevin Stanley Redgate	

State of..... Rhode Island  
County of..... Kent

The officers of this reporting entity being duly sworn, each depose and say that they are the described officers of said reporting entity, and that on the reporting period stated above, all of the herein described assets were the absolute property of the said reporting entity, free and clear from any liens or claims thereon, except as herein stated, and that this statement, together with related exhibits, schedules and explanations therein contained, annexed or referred to, is a full and true statement of all the assets and liabilities and of the condition and affairs of the said reporting entity as of the reporting period stated above, and of its income and deductions therefrom for the period ended, and have been completed in accordance with the NAIC *Annual Statement Instructions and Accounting Practices and Procedures* manual except to the extent that: (1) state law may differ; or, (2) that state rules or regulations require differences in reporting not related to accounting practices and procedures, according to the best of their information, knowledge and belief, respectively. Furthermore, the scope of this attestation by the described officers also includes the related corresponding electronic filing with the NAIC, when required, that is an exact copy (except for formatting differences due to electronic filing) of the enclosed statement. The electronic filing may be requested by various regulators in lieu of or in addition to the enclosed statement.

*Darla Ann Finchum*

SignNow e-signature ID: e21e960564...  
04/15/2021 18:09:24 UTC

President

*Maura Catherine Travers*

SignNow e-signature ID: c261586507...  
04/15/2021 18:09:24 UTC

Assistant General Counsel and Secretary

*Michael John Bednarick*

SignNow e-signature ID: 5717ed2e48...  
04/15/2021 19:30:06 UTC

Vice President and Chief Financial Officer

\* Subscribed and sworn to before me  
This \_\_\_\_\_ day of \_\_\_\_\_

a. Is this an original filing? Yes [X] No [ ]

b. If no: 1. State the amendment number \_\_\_\_\_  
2. Date filed \_\_\_\_\_  
3. Number of pages attached \_\_\_\_\_

Statement for March 31, 2021 of the **Metropolitan Property and Casualty Insurance Company**  
**ASSETS**

	Current Statement Date			4 December 31 Prior Year Net Admitted Assets
	1 Assets	2 Nonadmitted Assets	3 Net Admitted Assets (Cols. 1 - 2)	
1. Bonds.....	2,587,072,036		2,587,072,036	3,175,016,383
2. Stocks:				
2.1 Preferred stocks.....	40,188,790		40,188,790	40,805,790
2.2 Common stocks.....	779,061,002	7,567,842	771,493,160	794,411,300
3. Mortgage loans on real estate:				
3.1 First liens.....	288,121,247		288,121,247	394,604,846
3.2 Other than first liens.....			0	
4. Real estate:				
4.1 Properties occupied by the company (less \$.....0 encumbrances).....			0	
4.2 Properties held for the production of income (less \$.....0 encumbrances).....			0	
4.3 Properties held for sale (less \$.....0 encumbrances).....			0	
5. Cash (\$.....134,896,953), cash equivalents (\$.....149,998,704) and short-term investments (\$.....0).....	284,895,656		284,895,656	76,574,964
6. Contract loans (including \$.....0 premium notes).....			0	
7. Derivatives.....			0	4,914,151
8. Other invested assets.....	185,031,541		185,031,541	382,105,281
9. Receivables for securities.....	16,513,622		16,513,622	
10. Securities lending reinvested collateral assets.....			0	
11. Aggregate write-ins for invested assets.....	535,027	0	535,027	74,164
12. Subtotals, cash and invested assets (Lines 1 to 11).....	4,181,418,921	7,567,842	4,173,851,079	4,868,506,879
13. Title plants less \$.....0 charged off (for Title insurers only).....			0	
14. Investment income due and accrued.....	30,171,496		30,171,496	32,654,455
15. Premiums and considerations:				
15.1 Uncollected premiums and agents' balances in the course of collection.....	70,463,886	2,957,842	67,506,044	24,490,168
15.2 Deferred premiums, agents' balances and installments booked but deferred and not yet due (including \$.....0 earned but unbilled premiums).....	1,221,009,049	5,279,957	1,215,729,092	1,255,754,574
15.3 Accrued retrospective premiums (\$.....0) and contracts subject to redetermination (\$.....0).....			0	
16. Reinsurance:				
16.1 Amounts recoverable from reinsurers.....	3,446,232	810,859	2,635,373	2,510,305
16.2 Funds held by or deposited with reinsured companies.....	48,417		48,417	48,417
16.3 Other amounts receivable under reinsurance contracts.....			0	
17. Amounts receivable relating to uninsured plans.....			0	
18.1 Current federal and foreign income tax recoverable and interest thereon.....			0	2,120,007
18.2 Net deferred tax asset.....	95,063,576		95,063,576	93,615,760
19. Guaranty funds receivable or on deposit.....	2,930,196		2,930,196	3,006,186
20. Electronic data processing equipment and software.....	72,010,962	72,010,962	0	
21. Furniture and equipment, including health care delivery assets (\$.....0).....	1,054,898	1,054,898	0	
22. Net adjustment in assets and liabilities due to foreign exchange rates.....			0	
23. Receivables from parent, subsidiaries and affiliates.....	32,874,454	1,701,526	31,172,928	30,481,398
24. Health care (\$.....0) and other amounts receivable.....			0	
25. Aggregate write-ins for other than invested assets.....	398,974,062	29,472,560	369,501,502	364,761,911
26. Total assets excluding Separate Accounts, Segregated Accounts and Protected Cell Accounts (Lines 12 through 25).....	6,109,466,149	120,856,446	5,988,609,703	6,677,950,060
27. From Separate Accounts, Segregated Accounts and Protected Cell Accounts.....			0	
28. Total (Lines 26 and 27).....	6,109,466,149	120,856,446	5,988,609,703	6,677,950,060

**DETAILS OF WRITE-INS**

1101. Receivables for investments other than securities.....	535,027		535,027	74,164
1102. ....			0	
1103. ....			0	
1198. Summary of remaining write-ins for Line 11 from overflow page.....	0	0	0	0
1199. Totals (Lines 1101 thru 1103 plus 1198) (Line 11 above).....	535,027	0	535,027	74,164
2501. Value of company-owned life insurance.....	336,030,202		336,030,202	335,393,704
2502. Equities and deposits in pools and associations.....	33,471,300		33,471,300	29,368,207
2503. Prepaid expenses.....	29,428,560	29,428,560	0	
2598. Summary of remaining write-ins for Line 25 from overflow page.....	44,000	44,000	0	0
2599. Totals (Lines 2501 thru 2503 plus 2598) (Line 25 above).....	398,974,062	29,472,560	369,501,502	364,761,911

Statement for March 31, 2021 of the **Metropolitan Property and Casualty Insurance Company**  
**LIABILITIES, SURPLUS AND OTHER FUNDS**

	1 Current Statement Date	2 December 31 Prior Year
1. Losses (current accident year \$.....269,236,369).....	1,428,204,466	1,378,681,877
2. Reinsurance payable on paid losses and loss adjustment expenses.....	(10,369)	(10,537)
3. Loss adjustment expenses.....	287,800,022	291,538,563
4. Commissions payable, contingent commissions and other similar charges.....	43,859,824	57,670,699
5. Other expenses (excluding taxes, licenses and fees).....	29,113,638	34,038,039
6. Taxes, licenses and fees (excluding federal and foreign income taxes).....	8,646,613	12,078,252
7.1 Current federal and foreign income taxes (including \$.....3,504,515 on realized capital gains (losses)).....	12,946,397	
7.2 Net deferred tax liability.....		
8. Borrowed money \$.....0 and interest thereon \$.....0.....		700,220,132
9. Unearned premiums (after deducting unearned premiums for ceded reinsurance of \$.....17,236,361 and including warranty reserves of \$.....0 and accrued accident and health experience rating refunds including \$.....0 for medical loss ratio rebate per the Public Health Service Act).....	1,716,816,497	1,716,284,165
10. Advance premium.....	39,584,192	22,336,707
11. Dividends declared and unpaid:		
11.1 Stockholders.....		
11.2 Policyholders.....		
12. Ceded reinsurance premiums payable (net of ceding commissions).....	172,975	2,795,617
13. Funds held by company under reinsurance treaties.....	2,734	
14. Amounts withheld or retained by company for account of others.....	4,774,942	4,627,831
15. Remittances and items not allocated.....	2,744,647	2,619,374
16. Provision for reinsurance (including \$.....0 certified).....		
17. Net adjustments in assets and liabilities due to foreign exchange rates.....		
18. Drafts outstanding.....		
19. Payable to parent, subsidiaries and affiliates.....	32,457,023	29,959,046
20. Derivatives.....		3,384,993
21. Payable for securities.....	32,068,073	5,393
22. Payable for securities lending.....		161,886,091
23. Liability for amounts held under uninsured plans.....		
24. Capital notes \$.....0 and interest thereon \$.....0.....		
25. Aggregate write-ins for liabilities.....	4,010,036	10,575,885
26. Total liabilities excluding protected cell liabilities (Lines 1 through 25).....	3,643,191,710	4,428,692,127
27. Protected cell liabilities.....		
28. Total liabilities (Lines 26 and 27).....	3,643,191,710	4,428,692,127
29. Aggregate write-ins for special surplus funds.....	0	0
30. Common capital stock.....	4,200,000	3,000,000
31. Preferred capital stock.....	315,000,000	315,000,000
32. Aggregate write-ins for other than special surplus funds.....	0	0
33. Surplus notes.....		
34. Gross paid in and contributed surplus.....	1,099,902,428	1,101,058,128
35. Unassigned funds (surplus).....	926,315,565	830,199,805
36. Less treasury stock, at cost:		
36.1 .....0.000 shares common (value included in Line 30 \$.....0).....		
36.2 .....0.000 shares preferred (value included in Line 31 \$.....0).....		
37. Surplus as regards policyholders (Lines 29 to 35, less 36).....	2,345,417,993	2,249,257,933
38. Totals (Page 2, Line 28, Col. 3).....	5,988,609,703	6,677,950,060

**DETAILS OF WRITE-INS**

2501. Deferred gain on transfer of bond investment.....	3,849,632	4,309,460
2502. Miscellaneous.....	160,404	749,829
2503. Cash collateral received on derivatives.....		5,516,596
2598. Summary of remaining write-ins for Line 25 from overflow page.....	0	0
2599. Totals (Lines 2501 thru 2503 plus 2598) (Line 25 above).....	4,010,036	10,575,885
2901. ....		
2902. ....		
2903. ....		
2998. Summary of remaining write-ins for Line 29 from overflow page.....	0	0
2999. Totals (Lines 2901 thru 2903 plus 2998) (Line 29 above).....	0	0
3201. ....		
3202. ....		
3203. ....		
3298. Summary of remaining write-ins for Line 32 from overflow page.....	0	0
3299. Totals (Lines 3201 thru 3203 plus 3298) (Line 32 above).....	0	0

**STATEMENT OF INCOME**

	1 Current Year to Date	2 Prior Year to Date	3 Prior Year Ended December 31
<b>UNDERWRITING INCOME</b>			
1. Premiums earned:			
1.1 Direct..... (written \$....395,343,363).....	381,031,882	393,903,933	1,559,813,553
1.2 Assumed..... (written \$....505,393,769).....	519,581,791	561,165,501	2,163,665,462
1.3 Ceded..... (written \$....14,139,285).....	14,548,158	16,820,519	62,362,732
1.4 Net..... (written \$....886,597,847).....	886,065,515	938,248,915	3,661,116,283
DEDUCTIONS:			
2. Losses incurred (current accident year \$....492,967,124):			
2.1 Direct.....	203,637,930	211,796,012	896,474,613
2.2 Assumed.....	307,016,893	303,328,103	1,215,428,833
2.3 Ceded.....	6,322,197	6,446,141	28,670,092
2.4 Net.....	504,332,626	508,677,974	2,083,233,354
3. Loss adjustment expenses incurred.....	85,499,484	88,778,767	356,759,374
4. Other underwriting expenses incurred.....	231,846,482	238,098,168	947,611,820
5. Aggregate write-ins for underwriting deductions.....	0	0	0
6. Total underwriting deductions (Lines 2 through 5).....	821,678,592	835,554,909	3,387,604,548
7. Net income of protected cells.....			
8. Net underwriting gain (loss) (Line 1 minus Line 6 + Line 7).....	64,386,923	102,694,006	273,511,735
<b>INVESTMENT INCOME</b>			
9. Net investment income earned.....	34,608,108	43,246,683	232,068,687
10. Net realized capital gains (losses) less capital gains tax of \$....953,424.....	38,761,073	330,450	(15,617,839)
11. Net investment gain (loss) (Lines 9 + 10).....	73,369,181	43,577,133	216,450,848
<b>OTHER INCOME</b>			
12. Net gain or (loss) from agents' or premium balances charged off (amount recovered \$....34,377 amount charged off \$....1,674,508).....	(1,640,131)	(2,157,123)	(9,765,532)
13. Finance and service charges not included in premiums.....	602,754	727,204	2,447,122
14. Aggregate write-ins for miscellaneous income.....	(5,486,355)	(7,174,595)	(25,461,542)
15. Total other income (Lines 12 through 14).....	(6,523,732)	(8,604,514)	(32,779,952)
16. Net income before dividends to policyholders, after capital gains tax and before all other federal and foreign income taxes (Lines 8 + 11 + 15).....	131,232,372	137,666,625	457,182,631
17. Dividends to policyholders.....			
18. Net income, after dividends to policyholders, after capital gains tax and before all other federal and foreign income taxes (Line 16 minus Line 17).....	131,232,372	137,666,625	457,182,631
19. Federal and foreign income taxes incurred.....	14,112,980	19,920,927	68,119,002
20. Net income (Line 18 minus Line 19) (to Line 22).....	117,119,392	117,745,698	389,063,629
<b>CAPITAL AND SURPLUS ACCOUNT</b>			
21. Surplus as regards policyholders, December 31 prior year.....	2,249,257,933	2,159,118,589	2,159,118,589
22. Net income (from Line 20).....	117,119,392	117,745,698	389,063,629
23. Net transfers (to) from Protected Cell accounts.....			
24. Change in net unrealized capital gains or (losses) less capital gains tax of \$....(4,042,271).....	(3,657,149)	(37,818,230)	(31,523,360)
25. Change in net unrealized foreign exchange capital gain (loss).....	779,188	599,986	1,503,084
26. Change in net deferred income tax.....	(8,256,829)	(3,005,241)	2,760,861
27. Change in nonadmitted assets.....	(9,868,842)	(12,939,829)	(16,067,681)
28. Change in provision for reinsurance.....			
29. Change in surplus notes.....			
30. Surplus (contributed to) withdrawn from protected cells.....			
31. Cumulative effect of changes in accounting principles.....			
32. Capital changes:			
32.1 Paid in.....	1,200,000		
32.2 Transferred from surplus (Stock Dividend).....			
32.3 Transferred to surplus.....			
33. Surplus adjustments:			
33.1 Paid in.....	(1,155,700)		
33.2 Transferred to capital (Stock Dividend).....			
33.3 Transferred from capital.....			
34. Net remittances from or (to) Home Office.....			
35. Dividends to stockholders.....		(1,090,654)	(255,597,189)
36. Change in treasury stock.....			
37. Aggregate write-ins for gains and losses in surplus.....	0	0	0
38. Change in surplus as regards policyholders (Lines 22 through 37).....	96,160,060	63,491,730	90,139,344
39. Surplus as regards policyholders, as of statement date (Lines 21 plus 38).....	2,345,417,993	2,222,610,319	2,249,257,933
<b>DETAILS OF WRITE-INS</b>			
0501. ....			
0502. ....			
0503. ....			
0598. Summary of remaining write-ins for Line 5 from overflow page.....	0	0	0
0599. Totals (Lines 0501 thru 0503 plus 0598) (Line 5 above).....	0	0	0
1401. Restated quota share - dividends, write-offs, payment fees.....	(6,172,207)	(8,510,255)	(27,285,352)
1402. North Carolina clean risk subsidy.....	685,852	1,335,660	1,823,810
1403. ....			
1498. Summary of remaining write-ins for Line 14 from overflow page.....	0	0	0
1499. Totals (Lines 1401 thru 1403 plus 1498) (Line 14 above).....	(5,486,355)	(7,174,595)	(25,461,542)
3701. ....			
3702. ....			
3703. ....			
3798. Summary of remaining write-ins for Line 37 from overflow page.....	0	0	0
3799. Totals (Lines 3701 thru 3703 plus 3798) (Line 37 above).....	0	0	0

Statement for March 31, 2021 of the **Metropolitan Property and Casualty Insurance Company**  
**CASH FLOW**

	1 Current Year to Date	2 Prior Year To Date	3 Prior Year Ended December 31
<b>CASH FROM OPERATIONS</b>			
1. Premiums collected net of reinsurance.....	879,813,765	877,095,115	3,589,766,166
2. Net investment income.....	39,509,789	45,444,727	229,107,354
3. Miscellaneous income.....	(6,523,732)	(8,604,514)	(32,779,952)
4. Total (Lines 1 through 3).....	912,799,822	913,935,328	3,786,093,568
5. Benefit and loss related payments.....	449,837,095	495,968,189	1,975,458,628
6. Net transfers to Separate Accounts, Segregated Accounts and Protected Cell Accounts.....			
7. Commissions, expenses paid and aggregate write-ins for deductions.....	332,217,800	343,932,453	1,261,409,459
8. Dividends paid to policyholders.....			
9. Federal and foreign income taxes paid (recovered) net of \$.....0 tax on capital gains (losses).....			65,470,712
10. Total (Lines 5 through 9).....	782,054,895	839,900,642	3,302,338,799
11. Net cash from operations (Line 4 minus Line 10).....	130,744,927	74,034,686	483,754,769
<b>CASH FROM INVESTMENTS</b>			
12. Proceeds from investments sold, matured or repaid:			
12.1 Bonds.....	858,323,158	216,538,272	1,107,309,731
12.2 Stocks.....	36,117,949	3,938,509	21,205,194
12.3 Mortgage loans.....	101,892,863	1,613,626	23,085,443
12.4 Real estate.....			
12.5 Other invested assets.....	220,220,567	5,383,935	20,451,114
12.6 Net gains or (losses) on cash, cash equivalents and short-term investments.....	12,884	28,791	63,905
12.7 Miscellaneous proceeds.....	32,062,680	12,429,973	1,272,506
12.8 Total investment proceeds (Lines 12.1 to 12.7).....	1,248,630,101	239,933,106	1,173,387,893
13. Cost of investments acquired (long-term only):			
13.1 Bonds.....	253,736,479	259,104,631	986,348,993
13.2 Stocks.....	19,152	3,953,170	6,337,095
13.3 Mortgage loans.....	157,694	30,284,612	68,305,668
13.4 Real estate.....			
13.5 Other invested assets.....	22,023,339	16,751,724	74,712,415
13.6 Miscellaneous applications.....	16,974,485		
13.7 Total investments acquired (Lines 13.1 to 13.6).....	292,911,149	310,094,137	1,135,704,171
14. Net increase or (decrease) in contract loans and premium notes.....			
15. Net cash from investments (Line 12.8 minus Line 13.7 and Line 14).....	955,718,952	(70,161,031)	37,683,722
<b>CASH FROM FINANCING AND MISCELLANEOUS SOURCES</b>			
16. Cash provided (applied):			
16.1 Surplus notes, capital notes.....			
16.2 Capital and paid in surplus, less treasury stock.....			
16.3 Borrowed funds.....	(700,000,000)		(100,000,000)
16.4 Net deposits on deposit-type contracts and other insurance liabilities.....			
16.5 Dividends to stockholders.....		2,181,308	256,687,843
16.6 Other cash provided (applied).....	(178,143,187)	(3,253,238)	(91,302,279)
17. Net cash from financing and miscellaneous sources (Lines 16.1 through 16.4 minus Line 16.5 plus Line 16.6).....	(878,143,187)	(5,434,546)	(447,990,122)
<b>RECONCILIATION OF CASH, CASH EQUIVALENTS AND SHORT-TERM INVESTMENTS</b>			
18. Net change in cash, cash equivalents and short-term investments (Line 11 plus Line 15 plus Line 17).....	208,320,692	(1,560,891)	73,448,369
19. Cash, cash equivalents and short-term investments:			
19.1 Beginning of year.....	76,574,964	3,126,595	3,126,595
19.2 End of period (Line 18 plus Line 19.1).....	284,895,656	1,565,704	76,574,964
<b>Note: Supplemental disclosures of cash flow information for non-cash transactions:</b>			
20.0001 MetLife Legal Plans - premium.....	18,159,522	51,129,133	59,684,230
20.0002 MetLife Legal Plans - professional services provided.....	10,824,126	8,573,113	36,406,169
20.0003 Transfer from mortgages into other invested assets.....	5,537,391		
20.0004 MetLife Legal Plans - losses.....	5,288,953	4,646,662	19,653,056
20.0005 Security exchanges.....	1,595,204	11,723,075	63,592,288
20.0006 Transfer from gross paid in and contributed surplus to common capital stock.....	1,200,000		
20.0007 Joint venture distribution paid in the form of common stocks.....	986,159		494,109
20.0008 Capitalized interest on bonds.....	360,828	18,568	1,113,741
20.0009 Intangible asset received.....	44,300		
20.0010 Dividends received in the form of bonds.....			16,698,641
20.0011 Common stock exchanges.....			162,540
20.0012 Dividends received in the form of bonds investment income due and accrued.....			91,772

**NOTES TO THE FINANCIAL STATEMENTS****1. Summary of Significant Accounting Policies and Going Concern****A. Accounting Practices**

The accompanying financial statements of Metropolitan Property and Casualty Insurance Company (the “Company” or “MPC”) have been prepared on the basis of accounting standards prescribed or permitted (“RI SAP”) by the State of Rhode Island (“RI”) Department of Business Regulation, Insurance Division (the “Department” or “RIDBR”).

The Department recognizes only the statutory accounting practices prescribed or permitted by Rhode Island in determining and reporting the financial condition and results of operations of an insurance company, in determining its solvency under the Rhode Island Insurance Law. In 2001, the National Association of Insurance Commissioners’ (“NAIC”) *Accounting Practices and Procedures Manual* (“NAIC SAP”) was adopted as the basis of RI SAP.

The Department has not adopted any prescribed accounting practices that differ from those found in NAIC SAP. A reconciliation of the Company’s net income and capital and surplus between RI SAP and NAIC SAP is as follows:

	<u>SSAP Number <sup>(1)</sup></u>	<u>Financial Statement Page</u>	<u>Financial Statement Line Number</u>	<u>For the Three Months Ended March 31, 2021</u>	<u>For the Year Ended December 31, 2020</u>
Net income, RI SAP				\$ 117,119,392	\$ 389,063,629
State prescribed practices: NONE				—	—
State permitted practices: NONE				—	—
Net income, NAIC SAP				<u>\$ 117,119,392</u>	<u>\$ 389,063,629</u>
				<u>March 31, 2021</u>	<u>December 31, 2020</u>
Statutory capital and surplus, RI SAP				\$ 2,345,417,993	\$ 2,249,257,933
State prescribed practices: NONE				—	—
State permitted practices: NONE				—	—
Statutory capital and surplus, NAIC SAP				<u>\$ 2,345,417,993</u>	<u>\$ 2,249,257,933</u>

<sup>(1)</sup> Statement of Statutory Accounting Principles (“SSAP”)

**B. Use of Estimates in the Preparation of the Financial Statements**

No significant change.

**C. Accounting Policy**

- (1) No significant change.
- (2) The Company did not sell and reacquire any NAIC Securities Valuation Office Identified Funds.
- (3) No significant change.
- (4) Redeemable preferred stocks are generally stated at amortized cost unless they have a NAIC rating designation of 3, 4, 5 or 6, in which case such stocks are stated at the lower of amortized cost or fair value. Perpetual preferred stocks are generally stated at fair value. Mandatory convertible preferred stocks are stated at fair value, not to exceed any currently effective call price, prior to conversion.
- (5) No significant change.
- (6) Mortgage-backed bonds, included in bonds, are generally stated at amortized cost using the scientific method unless they have a NAIC rating designation of 3, 4, 5, or 6, which are stated at the lower of amortized cost or fair value. Amortization of the discount or premium from the purchase of these securities considers the estimated timing and amount of prepayments of the underlying mortgage loans. Actual prepayment experience is periodically reviewed and effective yields are recalculated when differences arise between the prepayments originally anticipated and the actual prepayments received and currently anticipated. For credit-sensitive mortgage-backed and asset-backed bonds and certain prepayment-sensitive bonds (e.g., interest-only securities), the effective yield is recalculated on a prospective basis. For all other mortgage-backed and asset-backed bonds, the effective yield is recalculated on a retrospective basis.

For certain residential mortgage-backed securities (“RMBS”) and commercial mortgage-backed securities (“CMBS”), both an initial and final NAIC designation is determined on a security-by-security basis based on a range of values published by the NAIC. The initial designation is used to determine the carrying value of the RMBS or CMBS. RMBS and CMBS with initial designations of 1 or 2 are stated at amortized cost, while RMBS and CMBS with initial designations of 3, 4, 5 or 6 are stated at the lower of amortized cost or fair value. The final designation calculation compares this carrying value with a range of values, resulting in a final NAIC designation reported herein, which is used for all other accounting and reporting purposes.

(7-14) No significant change.

**NOTES TO THE FINANCIAL STATEMENTS****D. Going Concern**

Management does not have any substantial doubt about the Company's ability to continue as a going concern.

**2. Accounting Changes and Corrections of Errors**

No significant change.

**3. Business Combinations and Goodwill**

No significant change.

**4. Discontinued Operations**

No significant change.

**5. Investments****A. Mortgage Loans, including Mezzanine Real Estate Loans**

(1-3) No significant change.

(4) The Company's age analysis of mortgage loans and identification of mortgage loans in which the insurer is a participant or co-lender in a mortgage loan agreement, aggregated by type, was as follows:

	Residential			Commercial		Mezzanine	Total
	Farm	Insured	All Other	Insured	All Other		
a. March 31, 2021							
1. Recorded Investments (All)							
(a) Current	\$142,365,467	\$ —	\$ —	\$ —	\$145,906,955	\$ —	\$288,272,422
(b) 30-59 days past due	\$ —	\$ —	\$ —	\$ —	\$ —	\$ —	\$ —
(c) 60-89 days past due	\$ —	\$ —	\$ —	\$ —	\$ —	\$ —	\$ —
(d) 90-179 days past due	\$ —	\$ —	\$ —	\$ —	\$ —	\$ —	\$ —
(e) 180+ days past due	\$ —	\$ —	\$ —	\$ —	\$ —	\$ —	\$ —
2. Accruing Interest 90-179 Days Past Due							
(a) Recorded investment	\$ —	\$ —	\$ —	\$ —	\$ —	\$ —	\$ —
(b) Interest accrued	\$ —	\$ —	\$ —	\$ —	\$ —	\$ —	\$ —
3. Accruing Interest 180+ Days Past Due							
(a) Recorded investment	\$ —	\$ —	\$ —	\$ —	\$ —	\$ —	\$ —
(b) Interest accrued	\$ —	\$ —	\$ —	\$ —	\$ —	\$ —	\$ —
4. Interest Reduced							
(a) Recorded investment	\$ 5,296,060	\$ —	\$ —	\$ —	\$ —	\$ —	\$ 5,296,060
(b) Number of loans	3	—	—	—	—	—	3
(c) Percent reduced	1.4 %	— %	— %	— %	— %	— %	1.4 %
5. Participant or Co-lender in a Mortgage Loan Agreement							
(a) Recorded investment	\$142,365,467	\$ —	\$ —	\$ —	\$145,906,955	\$ —	\$288,272,422
b. December 31, 2020							
1. Recorded Investments (All)							
(a) Current	\$177,300,181	\$ —	\$ —	\$ —	\$216,163,411	\$ 428,102	\$393,891,694
(b) 30-59 days past due	\$ —	\$ —	\$ —	\$ —	\$ 982,737	\$ —	\$ 982,737
(c) 60-89 days past due	\$ —	\$ —	\$ —	\$ —	\$ —	\$ —	\$ —
(d) 90-179 days past due	\$ —	\$ —	\$ —	\$ —	\$ —	\$ —	\$ —
(e) 180+ days past due	\$ —	\$ —	\$ —	\$ —	\$ —	\$ —	\$ —
2. Accruing Interest 90-179 Days Past Due							
(a) Recorded investment	\$ —	\$ —	\$ —	\$ —	\$ —	\$ —	\$ —
(b) Interest accrued	\$ —	\$ —	\$ —	\$ —	\$ —	\$ —	\$ —
3. Accruing Interest 180+ Days Past Due							
(a) Recorded investment	\$ —	\$ —	\$ —	\$ —	\$ —	\$ —	\$ —
(b) Interest accrued	\$ —	\$ —	\$ —	\$ —	\$ —	\$ —	\$ —
4. Interest Reduced							
(a) Recorded investment	\$ 12,045,676	\$ —	\$ —	\$ —	\$ 52,440,089	\$ —	\$ 64,485,765
(b) Number of loans	9	—	—	—	12	—	21
(c) Percent reduced	1.3 %	— %	— %	— %	1.0 %	— %	1.0 %
5. Participant or Co-lender in a Mortgage Loan Agreement							
(a) Recorded investment	\$115,563,710	\$ —	\$ —	\$ —	\$217,146,149	\$ 428,102	\$333,137,961

**NOTES TO THE FINANCIAL STATEMENTS**

- (5) The Company's investment in impaired loans with or without allowance for credit losses and impaired loans subject to a participant or co-lender mortgage loan agreement for which the reporting entity is restricted from unilaterally foreclosing on the mortgage loan, were as follows:

	Farm	Residential		Commercial		Mezzanine	Total
		Insured	All Other	Insured	All Other		
a. March 31, 2021							
1. With allowance for credit losses	\$ —	\$ —	\$ —	\$ —	\$ —	\$ —	\$ —
2. No allowance for credit losses	\$ —	\$ —	\$ —	\$ —	\$ —	\$ —	\$ —
3. Total (1+2)	\$ —	\$ —	\$ —	\$ —	\$ —	\$ —	\$ —
4. Subject to a participant or co-lender mortgage loan agreement for which the reporting entity is restricted from unilaterally foreclosing on the mortgage loan	\$ —	\$ —	\$ —	\$ —	\$ —	\$ —	\$ —
b. December 31, 2020							
1. With allowance for credit losses	\$ —	\$ —	\$ —	\$ —	\$ —	\$ —	\$ —
2. No allowance for credit losses	\$ —	\$ —	\$ —	\$ —	\$5,537,391	\$ —	\$5,537,391
3. Total (1+2)	\$ —	\$ —	\$ —	\$ —	\$5,537,391	\$ —	\$5,537,391
4. Subject to a participant or co-lender mortgage loan agreement for which the reporting entity is restricted from unilaterally foreclosing on the mortgage loan	\$ —	\$ —	\$ —	\$ —	\$ —	\$ —	\$ —

- (6) The Company's investment in impaired and nonaccrual loans was as follows:

	Farm	Residential		Commercial		Mezzanine	Total
		Insured	All Other	Insured	All Other		
a. March 31, 2021							
1. Average recorded investment	\$ —	\$ —	\$ —	\$ —	\$2,768,696	\$ —	\$2,768,696
2. Interest income recognized	\$ —	\$ —	\$ —	\$ —	\$ —	\$ —	\$ —
3. Recorded investments on nonaccrual status <sup>(1)</sup>	\$ —	\$ —	\$ —	\$ —	\$ —	\$ —	\$ —
4. Amount of interest income recognized using a cash-basis method of accounting	\$ —	\$ —	\$ —	\$ —	\$ —	\$ —	\$ —
b. December 31, 2020							
1. Average recorded investment	\$ —	\$ —	\$ —	\$ —	\$2,214,957	\$ —	\$2,214,957
2. Interest income recognized	\$ —	\$ —	\$ —	\$ —	\$ 106,133	\$ —	\$ 106,133
3. Recorded investments on nonaccrual status <sup>(1)</sup>	\$ —	\$ —	\$ —	\$ —	\$5,537,391	\$ —	\$5,537,391
4. Amount of interest income recognized using a cash-basis method of accounting	\$ —	\$ —	\$ —	\$ —	\$ 88,252	\$ —	\$ 88,252

- <sup>(1)</sup> As of March 31, 2021, the recorded investment in impaired farm, residential and commercial mortgage loans which were in nonaccrual status was \$0, \$0 and \$0, respectively. As of December 31, 2020, the recorded investment in impaired farm, residential and commercial mortgage loans which were in nonaccrual status was \$0, \$0 and \$5,537,391, respectively.

- (7) The Company's allowance for credit losses, were as follows:

	2021	2020
a. Balance at beginning of period	\$ 269,586	\$ —
b. Additions charged to operations	(118,411)	269,586
c. Direct write-downs charged against the allowances	—	—
d. Recoveries of amounts previously charged off	—	—
e. Balance at end of period	\$ 151,175	\$ 269,586

(8-9) No significant change.

B-C. No significant change.

D. Loan-backed Securities

- (1) Prepayment assumptions were obtained from published broker dealer values and internal estimates.
- (2) a. The Company did not recognize any other than temporary impairments ("OTTI") on the basis of the intent to sell during the three months ended March 31, 2021.
- b. The Company did not recognize any OTTI on the basis of the inability or lack of intent to retain the investment in the security for a period of time sufficient to recover the amortized cost basis during the three months ended March 31, 2021.



**NOTES TO THE FINANCIAL STATEMENTS**

- (3) As of March 31, 2021, the Company has not recognized any OTTI on its loan-backed securities based on cash flow analysis.
- (4) At March 31, 2021, the estimated fair value and gross unrealized losses for loan-backed securities, aggregated by length of time the securities have been in a continuous loss position were as follows:
- |   |    |             |
|---|----|-------------|
| a. The aggregate amount of unrealized losses:                             |    |             |
| 1. Less than 12 Months  | \$ | 1,531,265   |
| 2. 12 Months or Longer  | \$ | 445,016     |
| b. The aggregate related fair value of securities with unrealized losses: |    |             |
| 1. Less than 12 Months  | \$ | 127,882,316 |
| 2. 12 Months or Longer  | \$ | 11,085,471  |

- (5) The Company performs a regular evaluation, on a security-by-security basis, of its securities holdings in accordance with its OTTI policy in order to evaluate whether such investments are other than temporarily impaired. Management considers a wide range of factors about the security issuer and uses its best judgment in evaluating the cause of the decline in the estimated fair value of the security and in assessing the prospects for near-term recovery. Factors considered include fundamentals of the industry and geographic area in which the security issuer operates, as well as overall macroeconomic conditions. Projected future cash flows are estimated using assumptions derived from management's best estimates of likely scenario-based outcomes after giving consideration to a variety of variables that include, but are not limited to: (i) general payment terms of the security; (ii) the likelihood that the issuer can service the scheduled interest and principal payments; (iii) the quality and amount of any credit enhancements; (iv) the security's position within the capital structure of the issuer; (v) possible corporate restructurings or asset sales by the issuer; and (vi) changes to the rating of the security or the issuer by rating agencies. Additional considerations are made when assessing the unique features that apply to certain loan-backed securities including, but are not limited to: (i) the quality of underlying collateral; (ii) expected prepayment speeds; (iii) current and forecasted loss severity; (iv) consideration of the payment terms of the underlying assets backing the security; and (v) the payment priority within the tranche structure of the security. For loan-backed securities in an unrealized loss position as summarized in the immediately preceding table, the Company does not have the intent to sell the securities, believes it has the intent and ability to retain the security for a period of time sufficient to recover the carrying value of the security and based on the cash flow modeling and other considerations as described above, believes these securities are not other than temporarily impaired.

E. Dollar Repurchase Agreements and/or Securities Lending Transactions

The Company did not have any dollar repurchase agreements or securities lending transactions as of March 31, 2021.

F. Repurchase Agreements Transactions Accounted for as Secured Borrowing

The Company did not have any repurchase agreement transactions accounted for as secured borrowings as of March 31, 2021.

G. Reverse Repurchase Agreements Transactions Accounted for as Secured Borrowing

The Company did not have any reverse repurchase agreement transactions accounted for as secured borrowings as of March 31, 2021.

H. Repurchase Agreements Transactions Accounted for as a Sale

The Company did not have any repurchase agreement transactions accounted for as a sale as of March 31, 2021.

I. Reverse Repurchase Agreements Transactions Accounted for as a Sale

The Company did not have any reverse repurchase agreement transactions accounted for as a sale as of March 31, 2021.

J. Real Estate

No significant change.

K. Investments in Low-Income Housing Tax Credits ("LIHTC")

No significant change.

## NOTES TO THE FINANCIAL STATEMENTS

### L. Restricted Assets

#### (1) Restricted Assets (Including Pledged)

Information on the Company's investment in restricted assets as of March 31, was as follows:

Restricted Asset Category	Gross Restricted										Percentage	
	2021					(6)	(7)	(8)	(9)	(10)	(11)	
	(1)	(2)	(3)	(4)	(5)							
Total General Account	General Account Supporting Separate Account Activity <sup>(a)</sup>	Total Separate Account Restricted Assets	Separate Account Assets Supporting General Account Activity <sup>(b)</sup>	2021 (1 plus 3)	December 31, 2020	Increase/ (Decrease) (5 minus 6)	Total Non Admitted Restricted	Total Current Year Admitted Restricted	Gross Restricted to Total Assets	Admitted Restricted to Total Admitted Assets		
Subject to contractual obligation for which liability is not shown	\$ —	\$ —	\$ —	\$ —	\$ —	\$ —	\$ —	\$ —	\$ —	— %	— %	
Collateral held under security lending agreements	—	—	—	—	—	155,949,158	(155,949,158)	—	—	—	—	
Subject to repurchase agreements	—	—	—	—	—	—	—	—	—	—	—	
Subject to reverse repurchase agreements	—	—	—	—	—	—	—	—	—	—	—	
Subject to dollar repurchase agreements	—	—	—	—	—	—	—	—	—	—	—	
Subject to dollar reverse repurchase agreements	—	—	—	—	—	—	—	—	—	—	—	
Placed under option contracts	—	—	—	—	—	—	—	—	—	—	—	
Letter stock or securities restricted as to sale - excluding Federal Home Loan Bank ("FHLB") capital stock	—	—	—	—	—	—	—	—	—	—	—	
FHLB capital stock	963,900	—	—	—	963,900	28,963,900	(28,000,000)	—	963,900	0.02	0.02	
On deposit with states	4,912,057	—	—	—	4,912,057	4,911,309	748	—	4,912,057	0.08	0.08	
On deposit with other regulatory bodies	—	—	—	—	—	—	—	—	—	—	—	
Pledged collateral to FHLB (including assets backing funding agreements)	918,963,674	—	—	—	918,963,674	992,380,672	(73,416,998)	—	918,963,674	15.04	15.35	
Pledged as collateral not captured in other categories	—	—	—	—	—	4,909,586	(4,909,586)	—	—	—	—	
Other restricted assets	—	—	—	—	—	—	—	—	—	—	—	
<b>Total restricted assets</b>	<b>\$ 924,839,631</b>	<b>\$ —</b>	<b>\$ —</b>	<b>\$ —</b>	<b>\$ 924,839,631</b>	<b>\$1,187,114,625</b>	<b>\$ (262,274,994)</b>	<b>\$ —</b>	<b>\$ 924,839,631</b>	<b>15.14 %</b>	<b>15.45 %</b>	

(a) Subset of column 1.

(b) Subset of column 3.

#### (2) Details on the Company's assets pledged as collateral, not captured in other categories, as of March 31, were as follows:

Collateral Agreement	Gross Restricted										Percentage	
	2021					(6)	(7)	(8)	(9)	(10)		
	(1)	(2)	(3)	(4)	(5)							
Total General Account	General Account Supporting Separate Account Activity <sup>(a)</sup>	Total Separate Account Restricted Assets	Separate Account Assets Supporting General Account Activity <sup>(b)</sup>	2021 (1 plus 3)	December 31, 2020	Increase/ (Decrease) (5 minus 6)	Total Current Year Admitted Restricted	Gross Restricted to Total Assets	Admitted Restricted to Total Admitted Assets			
Derivative over-the-counter ("OTC") Bilateral - Securities Pledged	\$ —	\$ —	\$ —	\$ —	\$ —	\$ 1,494,679	\$ (1,494,679)	\$ —	— %	— %		
Derivative OTC Centrally Cleared - Securities Pledged	—	—	—	—	—	3,414,907	(3,414,907)	—	—	—		
<b>Total</b>	<b>\$ —</b>	<b>\$ —</b>	<b>\$ —</b>	<b>\$ —</b>	<b>\$ —</b>	<b>\$ 4,909,586</b>	<b>\$ (4,909,586)</b>	<b>\$ —</b>	<b>— %</b>	<b>— %</b>		

(a) Subset of column 1.

(b) Subset of column 3.

(c) Cash collateral pledged for OTC Cleared is reported in aggregate write-ins for invested assets as cash collateral on derivatives.

**NOTES TO THE FINANCIAL STATEMENTS**

(3) No significant change.

(4) The Company did not have any collateral received and reported as assets as of March 31, 2021.

M. Working Capital Finance Investments

The Company had no working capital finance investments as of March 31, 2021.

N. Offsetting and Netting of Assets and Liabilities

The Company had no assets and liabilities which are offset and reported net in accordance with a valid right to offset.

O-P. No significant change.

Q. Prepayment Penalty and Acceleration Fees

During the three months ended March 31, 2021, the Company had securities sold, redeemed or otherwise disposed of as a result of a callable feature. The number of securities sold, disposed or otherwise redeemed and the aggregate amount of investment income generated as a result of a prepayment penalty and/or acceleration fees were as follows:

	<u>General Account</u>	<u>Protected Cell</u>
Number of CUSIPs	7	—
Aggregate Amount of Investment Income	\$ 360,335	\$ —

R. Reporting Entity's Share of Cash Pool by Asset Type

The Company did not invest in cash pools during the three months ended March 31, 2021.

**6. Joint Ventures, Partnerships and Limited Liability Companies**

No significant change.

**7. Investment Income**

A. Due and accrued income is excluded from surplus on the following bases:

All investment income due and accrued with amounts over 90 days past due is nonadmitted except for mortgage loans in default (i.e., delinquent or in the process of foreclosure), when any amounts due and accrued over 180 days past due are nonadmitted.

B. There was no amount excluded as of March 31, 2021. The total amount excluded was \$14,810 as of December 31, 2020.

**8. Derivative Instruments**

A. Derivative Instruments under SSAP No. 86, *Derivatives* ("SSAP 86")

**As of March 31, 2021, the Company has sold all its derivative positions.**

The Company may be exposed to various risks relating to its ongoing business operations, including interest rate risk, foreign currency exchange rate risk and credit risk. The Company uses a variety of strategies to manage these risks, including the use of derivatives.

Derivatives are financial instruments whose values are derived from interest rates, foreign currency exchange rates, credit spreads or other financial indices. Derivatives may be exchange-traded or contracted in the OTC market. All of the Company's OTC derivatives are bilateral contracts between two counterparties. The Company uses a variety of derivatives, including swaps and forwards, to manage risks that may include interest rate risk, foreign currency exchange rate risk and credit risk. Derivative hedges are designed to reduce risk on an economic basis while considering their impact on accounting results and statutory capital. To a lesser extent, the Company uses credit derivatives in replication synthetic asset transactions ("RSATs") to synthetically replicate investment risks and returns which are not readily available in the cash market.

Insurance statutes restrict the Company's use of derivatives to: (i) hedging activities intended to offset changes in the estimated fair value of assets held, obligations and anticipated transactions; (ii) income generation transactions to generate additional income or return on covering assets; and (iii) RSATs to reproduce the investment characteristics of otherwise permissible investments. The Company is prohibited from using derivatives for speculation. OTC derivatives are carried on the Company's Statutory Statements of Assets, Liabilities, Surplus and Other Funds either as derivative assets or derivative liabilities.

The Company does not offset the values recognized for derivatives executed with the same counterparty under the same master netting agreement. This policy applies to the recognition of derivative assets and derivative liabilities in the Statutory Statements of Assets, Liabilities, Surplus and Other Funds.

---

**NOTES TO THE FINANCIAL STATEMENTS**

---

To qualify for hedge accounting under SSAP 86, at the inception of the hedging relationship, the Company formally documents its risk management objective and strategy for undertaking the hedging transaction, as well as its designation of the hedge as either: (i) a hedge of the estimated fair value of a recognized asset or liability (“fair value hedge”); or (ii) a hedge of the variability of cash flows to be received or paid related to a forecasted transaction or a recognized asset or liability (“cash flow hedge”). In its hedge documentation, the Company sets forth how the hedging instrument is expected to hedge the designated risks related to the hedged item and sets forth the method that will be used to retrospectively and prospectively assess the hedging instrument’s effectiveness. A derivative designated as a hedging instrument must be assessed as being highly effective in offsetting the designated risk of the hedged item. Hedge effectiveness is formally assessed at inception and at least quarterly throughout the life of the designated hedging relationship.

The Company may hold cash flow and fair value derivatives that hedge various assets and liabilities including bonds and liability portfolios; the derivatives that hedge those assets and liabilities are valued in a manner consistent with the underlying hedged item, if the derivatives meet the criteria for highly effective hedges. Bonds that have an NAIC designation of 1 or 2 are carried at amortized cost; therefore, the derivatives hedging such bonds are also carried at amortized cost. Bonds that have an NAIC designation of 3 through 6 are carried at the lower of amortized cost or estimated fair value; therefore, the derivatives hedging such bonds are also carried at the lower of amortized cost or estimated fair value. Any hedged liabilities of the Company are carried at amortized cost; therefore, the derivatives hedging liabilities are also carried at amortized cost. Effective foreign currency swaps have a foreign currency adjustment reported in change in net unrealized foreign exchange capital gain (loss) pursuant to SSAP 86 by using the same procedures as used to translate the hedged item.

The Company discontinues hedge accounting prospectively when: (i) it is determined that the derivative is no longer highly effective in offsetting changes in the estimated fair value or cash flows of a hedged item; (ii) the derivative expires or is sold, terminated or exercised; (iii) it is no longer probable that the hedged forecasted transaction will occur; or (iv) the Company removes the designation of the hedge.

When hedge accounting is discontinued because it is determined that the derivative is not highly effective in offsetting changes in the estimated fair value or cash flows of a hedged item, the derivative is carried at its estimated fair value with changes in estimated fair value, excluding changes in foreign exchange rates, reported in change in net unrealized capital gains (losses) and estimated fair value changes attributable to changes in foreign exchange rates are reported in change in net unrealized foreign exchange capital gain (loss).

Upon termination of a derivative that qualified for hedge accounting, the gain or loss is reflected as an adjustment to the basis of the hedged item and is recognized in income consistent with the hedged item. If the hedged item is sold, the gain or loss on the derivative is realized.

To the extent the Company does not designate a derivative for hedge accounting, the derivative is carried at estimated fair value with changes in estimated fair value, excluding changes in foreign exchange rates, reported in change in net unrealized capital gains (losses) and any changes in estimated fair value attributable to changes in foreign exchange rates are reported in change in net unrealized foreign exchange capital gain (loss).

The Company carries RSATs at amortized cost. Upon termination of an RSAT, the gain or loss on the derivative is realized.

**Types of Derivatives*****Foreign Currency Exchange Rate Derivatives***

The Company uses foreign currency exchange rate derivatives, including foreign currency swaps and forwards to reduce the risk from fluctuations in foreign currency exchange rates associated with its assets denominated in foreign currencies.

In a foreign currency swap transaction, the Company agrees with another party to exchange, at specified intervals, the difference between one currency and another at a fixed exchange rate, generally set at inception, calculated by reference to an agreed upon notional amount. The notional amount of each currency is exchanged at the inception and termination of the currency swap by each party. See Schedule DB, Part A.

In a foreign currency forward transaction, the Company agrees with another party to deliver a specified amount of an identified currency at a specified future date. The price is agreed upon at the time of the contract and payment for such a contract is made in a specified currency at the specified future date. In certain instances the Company may lock in the economic impact of existing forwards by entering into offsetting positions. See Schedule DB, Part A.

***Credit Derivatives***

Credit default swaps are used in RSATs to synthetically create investments that are either more expensive to acquire or otherwise unavailable in the cash markets. These transactions are a combination of a derivative and one or more cash instruments such as U.S. Treasury securities, agency securities or other bonds. These credit default swaps are not designated as hedging instruments. In a credit default swap transaction, the Company agrees with another party to pay, at specified intervals, a premium to hedge credit risk. If a credit event as defined by the contract occurs, the contract may be cash settled or it may be settled gross by the delivery of par quantities of the referenced investment equal to the specified swap notional in exchange for the payment of cash amounts by the counterparty equal to the par value of the investment surrendered. Credit events vary by type of issuer but typically include bankruptcy, failure to pay debt obligations, repudiation, moratorium, involuntary restructuring or governmental intervention. In each case, payout on

**NOTES TO THE FINANCIAL STATEMENTS**

a credit default swap is triggered only after the Credit Derivatives Determinations Committee of the International Swaps and Derivatives Association, Inc. (“ISDA”) deems that a credit event has occurred.

In certain instances, the Company may lock in the economic impact of existing credit default swaps used in RSATs by entering into offsetting positions. See Schedule DB, Part A.

**Fair Value Hedges**

The Company held no fair value hedges for the 3 months ended March 31, 2021 and for the year ended December 31, 2020.

**Cash Flow Hedges**

The Company designates and accounts for foreign currency swaps to hedge the foreign currency cash flow exposure of foreign currency denominated assets as cash flow hedges, when they have met the effectiveness requirements of SSAP 86.

All components of each derivative’s gain or loss were included in the assessment of hedge effectiveness.

For the three months ended March 31, 2021 and for the year ended December 31, 2020, there were no gains (losses) related to cash flow derivatives that no longer qualify for hedge accounting or for which the Company removed the hedge designation.

In certain instances, the Company may discontinue cash flow hedge accounting because it is no longer probable that the forecasted transaction will occur by the end of the originally specified time period or within two months of the anticipated date. For the three months ended March 31, 2021 and for the year ended December 31, 2020, there were no gains (losses) related to such discontinued cash flow hedges.

There were no hedged forecasted transactions for the three months ended March 31, 2021 and for the year ended December 31, 2020.

**Non-qualifying Derivatives**

The Company enters into foreign currency swaps and forwards to economically hedge its exposure to adverse movements in exchange rates.

**Derivatives for Other than Hedging Purposes**

The Company enters into credit default swaps used in RSATs for other than hedging purposes under SSAP 86.

**Credit Risk**

The Company enters into various collateral arrangements, which may require both the pledging and accepting of collateral in connection with its derivatives.

The table below summarizes the collateral pledged by the Company in connection with its OTC derivatives at:

	Securities <sup>(1)</sup>	
	March 31, 2021	December 31, 2020
<b>Initial Margin:</b>		
OTC-cleared	\$ —	\$ 3,414,907
<b>Variation Margin:</b>		
OTC-bilateral	—	1,494,679
OTC-cleared	—	—
<b>Total OTC</b>	<u>\$ —</u>	<u>\$ 4,909,586</u>

<sup>(1)</sup> Securities pledged as collateral are reported in bonds. Subject to certain constraints, the counterparties are permitted by contract to sell or repledge this collateral.

The table below summarizes the collateral received by the Company in connection with its OTC derivatives at:

	Cash <sup>(1)</sup>	
	March 31, 2021	December 31, 2020
<b>Variation Margin:</b>		
OTC-bilateral	\$ —	\$ 3,579,574
OTC-cleared	—	1,937,022
<b>Total OTC</b>	<u>\$ —</u>	<u>\$ 5,516,596</u>

<sup>(1)</sup> Cash collateral received is reported in cash, cash equivalents and short-term investments and the obligation to return the collateral is reported in aggregate write-ins for liabilities as cash collateral received on derivatives.

The Company’s collateral arrangements for its OTC derivatives generally require the counterparty in a net liability position, after considering the effect of netting agreements, to pledge collateral when the amount owed by that party reaches a minimum transfer amount. In addition, the Company’s netting agreements for derivatives contain provisions that require both the Company and the counterparty to maintain a specific investment grade credit rating from each of

**NOTES TO THE FINANCIAL STATEMENTS**

Moody's Investors Service and Standard & Poor's Ratings Service. If a party's credit ratings were to fall below that specific investment grade credit rating, that party would be in violation of these provisions, and the other party to the derivatives could terminate the transactions and demand immediate settlement and payment based on such party's reasonable valuation of the derivatives.

B. Derivatives under SSAP No. 108, Derivatives Hedging Variable Annuity Guarantees

The Company did not utilize derivatives hedging variable annuity guarantees in 2021.

**9. Income Taxes**

A-B. No significant change.

C. Current income taxes incurred consisted of the following major components:

	<u>March 31, 2021</u>	<u>December 31, 2020</u>
Current income tax:		
Federal	\$ 14,112,980	\$ 68,119,002
Foreign	—	—
Subtotal	14,112,980	68,119,002
Federal income tax on net capital gains/(losses)	953,424	2,925,204
Utilization of capital loss carryforwards	—	—
Other	—	—
Federal and foreign income taxes incurred	<u>\$ 15,066,404</u>	<u>\$ 71,044,206</u>

The changes in the main components of deferred income tax amounts were as follows:

	<u>March 31, 2021</u>	<u>December 31, 2020</u>	<u>Change</u>
Deferred tax assets ("DTAs"):			
Ordinary:			
Discounting of unpaid losses	\$ —	\$ —	\$ —
Unearned premium reserve	87,161,921	86,578,911	583,010
Policyholder reserves	—	—	—
Investments	—	—	—
Deferred acquisition costs	—	—	—
Policyholder dividends accrual	—	—	—
Fixed assets	—	—	—
Compensation and benefits accrual	—	—	—
Pension accrual	—	—	—
Receivables - nonadmitted	—	—	—
Net operating loss carryforward	—	—	—
Tax credit carryforwards	5	5	—
Other (including items <5% of total ordinary tax assets)	1,517,009	1,411,589	105,420
Employee benefits	1,880,520	4,654,620	(2,774,100)
Litigation reserves	—	—	—
Nonadmitted assets	23,790,607	21,293,827	2,496,780
Subtotal	114,350,062	113,938,952	411,110
Statutory valuation allowance adjustment	—	—	—
Nonadmitted	—	—	—
Admitted ordinary DTAs	114,350,062	113,938,952	411,110
Capital:			
Investments	—	5,662,374	(5,662,374)
Net capital loss carryforward	—	—	—
Real estate	—	—	—
Other (including items <5% of total capital tax assets)	—	—	—
Subtotal	—	5,662,374	(5,662,374)
Statutory valuation allowance adjustment	—	—	—
Nonadmitted	—	(5,662,374)	5,662,374
Admitted capital DTAs	—	—	—
Admitted DTAs	<u>\$ 114,350,062</u>	<u>\$ 113,938,952</u>	<u>\$ 411,110</u>

**NOTES TO THE FINANCIAL STATEMENTS**

	March 31, 2021	December 31, 2020	Change
Deferred tax liabilities (“DTLs”):			
Ordinary:			
Investments	\$ (11,611,676)	\$ (14,913,353)	\$ 3,301,677
Fixed assets	(5,762,687)	(5,409,839)	(352,848)
Deferred and uncollected premiums	—	—	—
Policyholder reserves	—	—	—
Other (including items <5% of total ordinary tax liabilities)	—	—	—
Subtotal	<u>(17,374,363)</u>	<u>(20,323,192)</u>	2,948,829
Capital			
Investments	(1,912,123)	—	(1,912,123)
Real estate	—	—	—
Other (including items <5% of total capital tax liabilities)	—	—	—
Subtotal	<u>(1,912,123)</u>	<u>—</u>	<u>(1,912,123)</u>
DTLs	<u>\$ (19,286,486)</u>	<u>\$ (20,323,192)</u>	<u>\$ 1,036,706</u>
Net DTAs/(DTLs)	<u>\$ 95,063,576</u>	<u>\$ 93,615,760</u>	\$ 1,447,816
			Change in nonadmitted DTAs (5,662,374)
			Tax effect of unrealized gains (losses) (4,042,271)
			Change in net DTAs <u>\$ (8,256,829)</u>

- D. The provision for Federal and foreign income taxes incurred is different from that which would be obtained by applying the statutory Federal income tax rate to net gain (loss) from operations after dividends to policyholders and before Federal income tax. The significant items causing the difference were as follows:

	March 31, 2021
Net income, before net realized capital gains (losses), after dividends to policyholders and before all other Federal and foreign income taxes @ 21%	\$ 19,419,400
Net realized capital gains (losses) @ 21%	8,340,044
Tax effect of:	
Prior years adjustments and accruals	\$ 54,916
Nondeductible expenses	20,693
Meals and entertainment	1,530
Penalties	2
Dividend received deduction	(82,525)
Tax exempt income	(1,934,047)
Change in nonadmitted assets	(2,496,780)
Total statutory income taxes (benefit)	<u>\$ 23,323,233</u>
Federal and foreign income taxes incurred including tax on realized capital gains	\$ 15,066,404
Change in net DTAs	8,256,829
Total statutory income taxes (benefit)	<u>\$ 23,323,233</u>

E-I. No significant change.

#### 10. Information Concerning Parents, Subsidiaries, Affiliates and Other Related Parties

- A-B. The Company has paid its preferred stock dividends due to MetLife Credit Corp. (“MLCC”) through the November 15, 2020 quarterly payment. The next dividend payment normally is due and payable on February 15, 2021. Due to a definitive agreement to sell the Company and certain of its subsidiaries to Farmers Group, Inc. (“Farmers Group”) as described in Note 21.A., all preferred stock dividend amounts due and in arrears from November 16, 2020 through April 1, 2021 were paid when the preferred stock was redeemed as described in Note 13.A.

In conjunction with the sale of the Company to Farmers Group as described in Notes 21.A. and 22, certain invested assets primarily consisting of private equity partnerships and bonds, were sold to a MetLife, Inc. (“MetLife”) affiliate in March 2021. The invested assets sold had a book/adjusted carrying value of \$437,483,711 and an estimated fair value of \$470,735,224 at the date of sale including accrued interest of \$1,700,351. A realized capital gain of \$30,507,994 was recognized on this sale, along with the release of accumulated unrealized gains of \$15,797,587.

C. No significant change.

**NOTES TO THE FINANCIAL STATEMENTS**

D. The Company has receivables and payables with affiliates for services necessary to conduct its business. Receivables expected to be settled within 90 days are admitted. Receivables from affiliates totaled \$32,874,454 and \$30,915,219 at March 31, 2021 and December 31, 2020, respectively, of which \$1,701,526 and \$433,821 were nonadmitted. Payables to affiliates totaled \$32,457,023 and \$29,959,046 at March 31, 2021 and December 31, 2020, respectively.

E-L. No significant change.

M. The Company's SCA investments, as of March 31, 2021, were as follows:

SCA Entities	Percentage of SCA Ownership	Gross Amount	Admitted Amount	Nonadmitted Amount	Type of NAIC Filing <sup>(1)</sup>	Date of Filing to the NAIC	NAIC Valuation Amount	NAIC Response Received Y/N	NAIC Disallowed Entities Valuation Method Resubmission Required Y/N	Code <sup>(2)</sup>
a. SSAP 97 8a Entities										
None	— %	\$ —	\$ —		—	—	\$ —	—	—	—
Total SSAP 97 8a Entities	XXX				XXX	XXX		XXX	XXX	XXX
b. SSAP 97 8b(ii) Entities										
None	—	—	—	—	—	—	—	—	—	—
Total SSAP 97 8b(ii) Entities	XXX				XXX	XXX		XXX	XXX	XXX
c. SSAP 97 8b(iii) Entities										
Metropolitan Lloyds Inc	100.00	\$ 1,000	\$ —	\$ 1,000	S1	10/19/2016	No Value	Y	N	I
Metlife Auto & Home Ins Agency Inc	100.00	7,566,842	—	7,566,842	S1	10/19/2016	No Value	Y	N	I
Total SSAP 97 8b(iii) Entities	XXX	\$7,567,842	\$ —	\$ 7,567,842	XXX	XXX	\$ —	XXX	XXX	XXX
d. SSAP 97 8b(iv) Entities										
None	—	—	—	—	—	—	—	—	—	—
Total SSAP 97 8b(iv) Entities	XXX	\$ —	\$ —	\$ —	XXX	XXX	\$ —	XXX	XXX	XXX
e. Total SSAP 97 8b Entities (except 8bi) (b+c+d)	XXX	\$7,567,842	\$ —	\$ 7,567,842	XXX	XXX	\$ —	XXX	XXX	XXX
f. Aggregate Total (a+e)	XXX	\$7,567,842	\$ —	\$ 7,567,842	XXX	XXX	\$ —	XXX	XXX	XXX

<sup>(1)</sup> S1 - Sub 1, S2 - Sub 2 or RDF - Resubmission of Disallowed Filing

<sup>(2)</sup> I - Immaterial or M - Material

N-O. No significant change.

**11. Debt****A. Debt**

(1-6) During 2020, the Company issued short-term advances associated with FHLB of Boston agreements with stated maturity dates in 2021. At March 31, 2021, the Company had no short-term debt outstanding and no accrued interest. Interest was paid monthly between 0.35% and 0.40% per annum. The debt was required to be collateralized by assets in the general account of the Company with a fair value at least equal to the outstanding principal.

(7) At March 31, 2021, securities with a carrying value of \$918,963,674 and a fair value of \$977,463,532 served as collateral for this borrowing. Subsequent to March 31, 2021, all pledged assets have been returned to the Company and only contingent liquidity will remain as an ongoing strategy.

(8) Interest paid during 2021 on short-term advances was \$504,243.

(9) The Company had no significant debt terms, covenants or any violations of the above debt.

(10) The Company had no sinking fund requirements for each of the 5 years subsequent to March 31, 2021.

(11) None of the debt was considered to be extinguished by in-substance defeasance prior to the effective date of this statement.

(12) The Company had no reverse repurchase agreements.

**B. Federal Home Loan Bank Agreements**

(1) The Company is a member of the FHLB of Boston as of March 31, 2021. Through its membership, the Company has conducted business activity (borrowings) with the FHLB. Prior to the sale of the Company to Farmers Group as described in Notes 21 and 22, it was part of the Company's strategy to utilize these funds as a source of contingent liquidity as well as for spread margin business. In conjunction with this sale, the Company is in process of unwinding its business activities with the FHLB and as of March 31, 2021, all short-term advances have been repaid and all activity stock has been redeemed. Subsequent to March 31, 2021, all pledged assets have been returned to the Company and only contingent liquidity will remain as an ongoing strategy. The Company has determined the actual or estimated maximum borrowing capacity as \$2,994,304,852. The Company calculated this amount in accordance with RI regulatory and or FHLB specific borrowing limits.



**NOTES TO THE FINANCIAL STATEMENTS**

## (2) FHLB Capital Stock

a. The Company's aggregate total for FHLB capital stock was as follows at:

	<b>March 31, 2021</b>		
	<b>Total</b>	<b>General Account</b>	<b>Separate Account</b>
Membership stock - Class A	\$ —	\$ —	\$ —
Membership stock - Class B	963,900	963,900	—
Activity stock	—	—	—
Excess stock	—	—	—
Aggregate total	<u>\$ 963,900</u>	<u>\$ 963,900</u>	<u>\$ —</u>
Actual or estimated borrowing capacity as determined by the insurer	\$ 2,994,304,852	\$ 2,994,304,852	—

	<b>December 31, 2020</b>		
	<b>Total</b>	<b>General Account</b>	<b>Separate Account</b>
Membership stock - Class A	\$ —	\$ —	\$ —
Membership stock - Class B	963,900	963,900	—
Activity stock	28,000,000	28,000,000	—
Excess stock	—	—	—
Aggregate total	<u>\$ 28,963,900</u>	<u>\$ 28,963,900</u>	<u>\$ —</u>
Actual or estimated borrowing capacity as determined by the insurer	\$ 3,338,975,030	\$ 3,338,975,030	—

b. The Company's membership stock (Class A and B) eligible for redemption at March 31, 2021 was as follows:

	<b>Total</b>	<b>Not Eligible for Redemption</b>	<b>Less Than 6 Months</b>	<b>6 Months to Less Than 1 Year</b>	<b>1 to Less Than 3 Years</b>	<b>3 to 5 Years</b>
Membership stock						
Class A	\$ —	\$ —	\$ —	\$ —	\$ —	\$ —
Class B	\$ 963,900	\$ 963,900	\$ —	\$ —	\$ —	\$ —

(3) The Company's collateral pledged to FHLB was as follows:

a. Amount pledged as of:

	<b>March 31, 2021</b>		
	<b>Fair Value</b>	<b>Carrying Value</b>	<b>Aggregate Total Borrowing</b>
1. Total collateral pledged - Total General and Separate Accounts	\$ 977,463,532	\$ 918,963,674	\$ —
2. Total collateral pledged - General Account	\$ 977,463,532	\$ 918,963,674	\$ —
3. Total collateral pledged - Separate Account	\$ —	\$ —	\$ —
	<b>December 31, 2020</b>		
4. Total collateral pledged - Total General and Separate Accounts	\$ 1,063,428,117	\$ 992,380,672	\$ 700,000,000

**NOTES TO THE FINANCIAL STATEMENTS**

- b. Maximum amount pledged during the reporting period ended:

	March 31, 2021		
	Fair Value	Carrying Value	Amount Borrowed at Time of Maximum Collateral
1. Maximum collateral pledged - Total General and Separate Accounts	\$ 1,062,993,596	\$ 999,374,881	\$ 700,000,000
2. Maximum collateral pledged - General Account	\$ 1,062,993,596	\$ 999,374,881	\$ 700,000,000
3. Maximum collateral pledged - Separate Account	\$ —	\$ —	\$ —
	December 31, 2020		
4. Maximum collateral pledged - Total General and Separate Accounts	\$ 1,139,242,917	\$ 1,070,082,205	\$ 800,000,000

- (4) The Company's borrowing from FHLB was as follows:

- a. Amount borrowed as of:

	March 31, 2021			
	Total	General Account	Separate Account	Funding Agreements Reserves Established
Debt	\$ —	\$ —	—	—
Funding agreements	—	—	—	—
Other	—	—	—	—
Aggregate total	<u>\$ —</u>	<u>\$ —</u>	<u>\$ —</u>	<u>\$ —</u>
	December 31, 2020			
	Total	General Account	Separate Account	Funding Agreements Reserves Established
Debt	\$ 700,000,000	\$ 700,000,000	—	—
Funding agreements	—	—	—	—
Other	—	—	—	—
Aggregate total	<u>\$ 700,000,000</u>	<u>\$ 700,000,000</u>	<u>\$ —</u>	<u>\$ —</u>

- b. Maximum amount borrowed during the reporting period ended:

	March 31, 2021		
	Total	General Account	Separate Account
Debt	\$ 700,000,000	\$ 700,000,000	\$ —
Funding agreements	—	—	—
Other	—	—	—
Aggregate total	<u>\$ 700,000,000</u>	<u>\$ 700,000,000</u>	<u>\$ —</u>

- c. FHLB - Prepayment Obligations:

	Does the company have prepayment obligations under the following arrangement (yes/no)?
Debt	No
Funding agreements	—
Other	—

There were no prepayment obligations under funding agreements, other than in the event of default.

**12. Retirement Plans, Deferred Compensation, Postemployment Benefits and Compensated Absences and Other Postretirement Benefit Plans**

- A. Defined Benefit Plan

As of March 31, 2021, the Company did not sponsor a defined benefit plan.

---

## NOTES TO THE FINANCIAL STATEMENTS

---

B-I. No significant change.

### **13. Capital and Surplus, Shareholder's Dividend Restrictions and Quasi Reorganizations**

A. The Company's capital is comprised of both common and preferred stock. The Company has 1,000 shares of common stock authorized, of which 1,000 shares are issued and outstanding, with a \$4,200 per share par value. The Company has 315,000 shares authorized of preferred stock, of which 315,000 shares are issued and outstanding, with a \$1,000 per share par value. On April 1, 2021, all of the preferred stock was redeemed as described in Note 22.

B-C. No significant change.

D. The Company has paid its preferred stock dividends to MLCC through the November 15, 2020 quarterly payment. The next dividend payment normally is due and payable on February 15, 2021. Due to a definitive agreement to sell the Company and certain of its subsidiaries to Farmers Group as described in Note 21.A., all preferred stock dividend amounts due and in arrears from November 16, 2020 through April 1, 2021 were paid when the preferred stock was redeemed as described in Note 13.A.

E-M. No significant change.

### **14. Liabilities, Contingencies and Assessments**

A-F. No significant change.

G. All Other Contingencies

#### Uncollectible Premium Receivables

Based upon Company experience, the amount of premiums and other accounts receivable that may become uncollectible and result in a potential loss is not material to the Company's financial condition.

#### Litigation

In *Montez v Perez*, the Company anticipates a California bad faith suit from its alleged failure to promptly respond to a claimants' settlement demand. The Company will vigorously defend the underlying claim against its insured and any subsequent bad faith suit.

In *Hachat v MPC*, an Ohio insured has filed a putative breach of contract a multi-state class action in federal court on behalf of all similarly situated insureds alleging the Company improperly depreciated the cost of labor when paying their homeowner property damage claims. The Company will vigorously defend this matter.

In *Silwa v Metropolitan Group Property and Casualty Insurance Company ("MGPC")*, an insured is alleging a spoliation of evidence claim due to MGPC's failure to preserve his vehicle after an accident wherein the he claims it was due to the vehicle's malfunction. MGPC will vigorously defend this matter.

In *DeCapua v MPC*, a class action has been filed against the Company alleging violation of the Telephone Consumer Protection Act. A negotiated class settlement has been submitted to the Court for approval.

In *Austin v Solomon*, a Georgia insured claims the Company committed bad faith for failing to timely settle a claim against him. The Company will vigorously defend this matter.

Various litigation, claims and assessments against the Company, in addition to those discussed above and those otherwise provided for in the Company's financial statements, have arisen in the course of the Company's business, including, but not limited to, in connection with its activities as an insurer, employer, investor or taxpayer. Further, state insurance regulatory and other federal and state authorities regularly make inquiries and conduct investigations concerning the Company's compliance with applicable insurance and other laws and regulations.

On a quarterly and annual basis, management reviews relevant information with respect to liabilities for litigation, regulatory investigations and litigation-related contingencies to be reflected in the Company's financial statements. Liabilities are established when it is probable that a loss has been incurred and the amount of the loss can be reasonably estimated.

It is not possible to predict the ultimate outcome of all pending investigations and legal proceedings. In some of the matters, large and/or indeterminate amounts, including punitive and treble damages, may be sought. Although, in light of these considerations, it is possible that an adverse outcome in certain cases could have a material effect upon the Company's financial position, based on information currently known by the Company's management, in its opinion, the outcomes of pending investigations and legal proceedings are not likely to have such an effect. However, given the large and/or indeterminate amounts that may be sought in certain of these matters and the inherent unpredictability of litigation, it is possible that an adverse outcome in certain matters could, from time to time, have a material effect on the Company's net income or cash flows in any particular period.

### **15. Leases**

No significant change.

**NOTES TO THE FINANCIAL STATEMENTS****16. Information about Financial Instruments with Off-Balance Sheet Risk and Financial Instruments with Concentrations of Credit Risk**

- (1) The table below summarizes the notional amount of the Company's financial instruments (derivatives that are designated as effective hedging instruments) with off-balance sheet credit risk at:

	Assets		Liabilities	
	March 31, 2021	December 31, 2020	March 31, 2021	December 31, 2020
Swaps	\$ —	\$ 103,895,500	\$ —	\$ —
Futures	—	—	—	—
Options	—	—	—	—
Total	<u>\$ —</u>	<u>\$ 103,895,500</u>	<u>\$ —</u>	<u>\$ —</u>

- (2) See Note 8 for a description of the nature and terms of the Company's derivatives, including market risks, cash requirements and related accounting policy.
- (3) The Company may be exposed to credit-related losses in the event of nonperformance by counterparties to derivatives. Generally, the current credit exposure of the Company's derivatives is limited to the net positive estimated fair value of derivatives at the reporting date after taking into consideration the existence of master netting or similar agreements and any collateral received pursuant to such agreements.

The Company manages its credit risk related to derivatives by entering into transactions with creditworthy counterparties and establishing and monitoring exposure limits. The Company's OTC derivative transactions are governed by International Swaps and Derivatives Association, Inc. ("ISDA") Master Agreements which provide for legally enforceable set-off and close-out netting of exposures to specific counterparties in the event of early termination of a transaction, which includes, but is not limited to, events of default and bankruptcy. In the event of an early termination, the Company is permitted to set-off receivables from the counterparty against payables to the same counterparty arising out of all included transactions. Substantially all of the Company's ISDA Master Agreements also include Credit Support Annex provisions which may require both the pledging and accepting of collateral in connection with its OTC derivatives.

Off-balance sheet credit exposure is the excess of positive estimated fair value over positive book/adjusted carrying value for the Company's highly effective hedges at the reporting date. All collateral received from counterparties to mitigate credit-related losses is deemed worthless for the purpose of calculating the Company's off-balance sheet credit exposure. The Company had no off-balance sheet credit exposure at March 31, 2021. The off-balance sheet credit exposure of the Company's swaps was \$557,651 at December 31, 2020.

- (4) At March 31, 2021 and December 31, 2020, the Company held no off-balance sheet collateral on its OTC-bilateral derivatives.

**17. Sale, Transfer and Servicing of Financial Assets and Extinguishments of Liabilities**

- A. Transfers of Receivables Reported as Sales

No significant change.

- B. Transfer and Servicing of Financial Assets

The Company did not participate in the transfer or servicing of financial assets during the three months ended March 31, 2021.

- C. Wash Sales

- (1) In the course of the Company's asset management, securities are not sold and reacquired within 30 days of the sale date to enhance the Company's yield on its investment portfolio. There may be occasional isolated incidents where wash sales occur.

- (2) The Company had no wash sales with an NAIC designation 3 or below or unrated securities during the three months ended March 31, 2021.

**18. Gain or Loss to the Reporting Entity from Uninsured Plans and the Uninsured Portion of Partially Insured Plans**

No significant change.

**19. Direct Premium Written/Produced by Managing General Agents/Third Party Administrators**

No significant change.

**NOTES TO THE FINANCIAL STATEMENTS****20. Fair Value Measurement**

- A. (1) Assets and Liabilities Measured and Reported at Estimated Fair Value or net asset value (“NAV”) at Reporting Date

**Hierarchy Table**

The following table provides information about financial assets and liabilities measured and reported at estimated fair value or NAV at:

	March 31, 2021				
	Fair Value Measurements at Reporting Date Using				
	Level 1	Level 2	Level 3	NAV	Total
<b>Assets</b>					
Bonds:					
All Other Governments	\$ —	\$ 334,539	\$ —	\$ —	\$ 334,539
Industrial & Miscellaneous	—	18,790,134	9,339,508	—	28,129,642
Unaffiliated Bank Loans	—	9,003,915	—	—	9,003,915
Total bonds	—	28,128,588	9,339,508	—	37,468,096
Perpetual preferred stocks:					
Industrial & Miscellaneous	—	33,909,000	—	—	33,909,000
Redeemable preferred stock					
Industrial & Miscellaneous	—	—	379,790	—	379,790
Common stocks:					
Industrial & Miscellaneous <sup>(1)</sup>	18,202,390	963,900	7,123	—	19,173,413
Total assets	<u>\$ 18,202,390</u>	<u>\$ 63,001,488</u>	<u>\$ 9,726,421</u>	<u>\$ —</u>	<u>\$ 90,930,299</u>

- (1) Common stocks as presented in the table above may differ from the amounts presented in the Statutory Statements of Assets, Liabilities, Surplus and Other Funds because certain of these investments are not measured at estimated fair value (e.g., affiliated common stocks carried at underlying equity, etc.).

- (2) Assets and Liabilities Measured and Reported at Estimated Fair Value at Reporting Date

**Rollforward Table - Level 3 Assets and Liabilities**

A rollforward of the estimated fair value measurements for all assets and liabilities measured and reported at estimated fair value using significant unobservable (Level 3) inputs for their respective time periods was as follows:

	Estimated Fair Value Measurements in Level 3 of the Fair Value Hierarchy									
	Balance, January 1 2021	Transfer into Level 3	Transfer out of Level 3	Total Gains and Losses included in Net Income <sup>(1)</sup>	Total Gains and Losses included in Capital and Surplus	Purchases <sup>(2)</sup>	Sales <sup>(2)</sup>	Issuances <sup>(2)</sup>	Settlements <sup>(2)</sup>	Balance, March 31, 2021
<b>Assets</b>										
Bonds - Industrial & miscellaneous	\$11,290,705	\$ —	\$ —	\$ (143,702)	\$ 203,681	\$ —	\$ (2,011,176)	\$ —	\$ —	\$ 9,339,508
Bonds - Unaffiliated Bank Loans	6,323,292	—	—	(110,918)	450,746	(98,892)	(6,564,228)	—	—	—
Perpetual preferred stocks - Industrial & miscellaneous	379,790	—	(379,790)	—	—	—	—	—	—	—
Redeemable preferred stocks - Industrial & miscellaneous	—	379,790	—	—	—	—	—	—	—	379,790
Common stocks - Industrial & miscellaneous	7,123	—	—	—	—	—	—	—	—	7,123
Total	<u>\$18,000,910</u>	<u>\$ 379,790</u>	<u>\$ (379,790)</u>	<u>\$ (254,620)</u>	<u>\$ 654,427</u>	<u>\$ (98,892)</u>	<u>\$ (8,575,404)</u>	<u>\$ —</u>	<u>\$ —</u>	<u>\$ 9,726,421</u>

- (1) Interest and dividend accruals, as well as cash interest coupons and dividends received, are excluded from the rollforward.

- (2) The amount reported within purchases, sales, issuances and settlements is the purchase/issuance price (for purchases and issuances) and the sales/settlement proceeds (for sales and settlements) based upon the actual date purchased/issued or sold/settled.

**Transfers between Levels**

Overall, transfers between levels occur when there are changes in the observability of inputs and market activity.

**Transfers into or out of Level 3**

Transfers into or out of Level 3 are presented in the table above. Assets and liabilities are transferred into Level 3 when a significant input cannot be corroborated with market observable data. This occurs when market activity decreases significantly and underlying inputs cannot be observed, current prices are not available and/or when there are significant variances in quoted prices, thereby affecting transparency. Assets and liabilities are transferred out of Level 3 when circumstances change such that a significant input can be corroborated with market observable data. This may be due to a significant increase in market activity, a specific event, or one or more significant input(s) becoming observable.

**NOTES TO THE FINANCIAL STATEMENTS**

During the quarter ended March 31, 2021, there were no transfers into or out of Level 3 except preferred stocks that were reported as perpetual at the beginning of period and were reported as redeemable at the end of the period, as a result of the revisions to SSAP 32R which went into effect January 1, 2021, totaling \$379,790.

## (3) Assets and Liabilities Measured and Reported at Estimated Fair Value at Reporting Date

Valuation Techniques and Inputs for Level 2 and Level 3 Assets and Liabilities by Major Classes of Assets and Liabilities:

When developing estimated fair values, the Company considers two broad valuation techniques: (i) the market approach and (ii) the income approach. The Company determines the most appropriate valuation technique to use, given what is being measured and the availability of sufficient inputs, giving priority to observable inputs.

The Company categorizes its financial assets and liabilities into a three-level hierarchy, based on the significant input with the lowest level in their valuation. The input levels are as follows. Level 1 - Unadjusted quoted prices in active markets for identical assets or liabilities. The Company defines active markets based on average trading volume for common stock. The size of the bid/ask spread is used as an indicator of market activity for bonds. Level 2 - Quoted prices in markets that are not active or inputs that are observable either directly or indirectly. These inputs can include quoted prices for similar but not identical assets or liabilities other than quoted prices in Level 1, quoted prices in markets that are not active, or other significant inputs that are observable or can be derived principally from or corroborated by observable market data for substantially the full term of the assets or liabilities. Level 3 - Unobservable inputs that are supported by little or no market activity and are significant to the determination of estimated fair value of the assets and liabilities. Unobservable inputs reflect the reporting entity's own assumptions about the assumptions that market participants would use in pricing the asset or liability.

The valuation of most instruments listed below are determined using independent pricing sources, matrix pricing, discounted cash flow methodologies or other similar techniques that use either observable market inputs or unobservable inputs.

Instrument	Level 2 Observable Inputs	Level 3 Unobservable Inputs
<b>Bonds</b>		
<b>U.S. corporate and Foreign corporate securities - included within Industrial &amp; Miscellaneous and Unaffiliated Bank Loans</b>		
	Valuation Techniques: Principally the market and income approaches. Key Inputs: <ul style="list-style-type: none"> <li>• quoted prices in markets that are not active</li> <li>• benchmark yields; spreads off benchmark yields; new issuances; issuer rating</li> <li>• trades of identical or comparable securities; duration</li> <li>• privately-placed securities are valued using the additional key inputs:               <ul style="list-style-type: none"> <li>• market yield curve; call provisions</li> <li>• observable prices and spreads for similar public or private securities that incorporate the credit quality and industry sector of the issuer</li> <li>• delta spread adjustments to reflect specific credit-related issues</li> </ul> </li> </ul>	Valuation Techniques: Principally the market approach. Key Inputs: <ul style="list-style-type: none"> <li>• illiquidity premium</li> <li>• delta spread adjustments to reflect specific credit-related issues</li> <li>• credit spreads</li> <li>• quoted prices in markets that are not active for identical or similar securities that are less liquid and based on lower levels of trading activity than securities classified in Level 2</li> <li>• independent non-binding broker quotations</li> </ul>
<b>Loan-backed securities - included within Industrial &amp; Miscellaneous</b>		
	<ul style="list-style-type: none"> <li>• not applicable</li> </ul>	Valuation Techniques: Principally the market and income approaches. Key Inputs: <ul style="list-style-type: none"> <li>• credit spreads</li> <li>• quoted prices in markets that are not active for identical or similar securities that are less liquid and based on lower levels of trading activity than securities classified in Level 2</li> <li>• independent non-binding broker quotations</li> </ul>
<b>Foreign governments - included within All Other Governments</b>		
	Valuation Techniques: Principally the market approach Key Inputs: <ul style="list-style-type: none"> <li>• quoted prices in markets that are not active</li> <li>• benchmark U.S. Treasury yield or other yields</li> <li>• the spread off the U.S. Treasury yield curve for the identical security</li> <li>• issuer ratings and issuer spreads; broker-dealer quotes</li> <li>• comparable securities that are actively traded</li> </ul>	<ul style="list-style-type: none"> <li>• not applicable</li> </ul>

**NOTES TO THE FINANCIAL STATEMENTS**

Instrument	Level 2 Observable Inputs	Level 3 Unobservable Inputs
<b>Bonds</b>		
<b>Common and preferred stocks</b>		
	Valuation Techniques: Principally the market approach Key Input: • quoted prices in markets that are not active	Valuation Techniques: Principally the market and income approaches. Key Inputs: • credit ratings; issuance structures • quoted prices in markets that are not active for identical or similar securities that are less liquid and based on lower levels of trading activity than securities classified in Level 2 • independent non-binding broker quotations

B. The Company provides additional fair value information in Notes 11, 21 and 22.

C. Estimated Fair Value of All Financial Instruments

Information related to the aggregate fair value of financial instruments is shown below at:

March 31, 2021							
	Aggregate Fair Value	Admitted Value	Level 1	Level 2	Level 3	NAV	Not Practicable (Carrying Value)
<b>Assets</b>							
Bonds	\$2,760,576,315	\$2,587,072,036	\$ 64,773,457	\$2,568,234,856	\$127,568,002	\$ —	\$ —
Preferred stocks	40,188,790	40,188,790	—	39,809,000	379,790	—	—
Common stock - unaffiliated	19,173,413	19,173,413	18,202,390	963,900	7,123	—	—
Mortgage loans	301,309,247	288,121,247	—	—	301,309,247	—	—
Cash and cash equivalents	284,895,724	284,895,656	284,895,724	—	—	—	—
Derivative assets <sup>(1)</sup>	—	—	—	—	—	—	—
Investment income due and accrued	30,171,496	30,171,496	—	30,171,496	—	—	—
Receivables for investments other than securities	535,027	535,027	—	535,027	—	—	—
Total assets	<u>\$3,436,850,012</u>	<u>\$3,250,157,665</u>	<u>\$367,871,571</u>	<u>\$2,639,714,279</u>	<u>\$429,264,162</u>	<u>\$ —</u>	<u>\$ —</u>
<b>Liabilities</b>							
Borrowed money (including interest thereon)	\$ —	\$ —	\$ —	\$ —	\$ —	\$ —	\$ —
Derivative liabilities <sup>(1)</sup>	—	—	—	—	—	—	—
Payable for securities lending	—	—	—	—	—	—	—
Cash collateral received on derivatives	—	—	—	—	—	—	—
Total liabilities	<u>\$ —</u>	<u>\$ —</u>	<u>\$ —</u>	<u>\$ —</u>	<u>\$ —</u>	<u>\$ —</u>	<u>\$ —</u>
<b>December 31, 2020</b>							
	Aggregate Fair Value	Admitted Value	Level 1	Level 2	Level 3	NAV	Not Practicable (Carrying Value)
<b>Assets</b>							
Bonds	\$3,422,221,073	\$3,175,016,383	\$215,232,568	\$3,015,970,044	\$191,018,461	\$ —	\$ —
Preferred stocks	40,805,790	40,805,790	—	40,426,000	379,790	—	—
Common stock - unaffiliated	51,066,360	51,066,360	22,095,337	28,963,900	7,123	—	—
Mortgage loans	413,088,578	394,604,846	—	—	413,088,578	—	—
Cash and cash equivalents	76,577,787	76,574,964	76,577,787	—	—	—	—
Derivative assets <sup>(1)</sup>	5,471,803	4,914,151	—	5,471,803	—	—	—
Investment income due and accrued	32,654,455	32,654,455	—	32,654,455	—	—	—
Receivables for investments other than securities	74,164	74,164	—	74,164	—	—	—
Total assets	<u>\$4,041,960,010</u>	<u>\$3,775,711,113</u>	<u>\$313,905,692</u>	<u>\$3,123,560,366</u>	<u>\$604,493,952</u>	<u>\$ —</u>	<u>\$ —</u>
<b>Liabilities</b>							
Borrowed money (including interest thereon)	\$ 700,220,132	\$ 700,220,132	\$ —	\$ 700,220,132	\$ —	\$ —	\$ —
Derivative liabilities <sup>(1)</sup>	2,331,398	3,384,993	—	2,331,398	—	—	—
Payable for securities lending	161,886,091	161,886,091	—	161,886,091	—	—	—
Cash collateral received on derivatives	5,516,596	5,516,596	—	5,516,596	—	—	—
Total liabilities	<u>\$ 869,954,217</u>	<u>\$ 871,007,812</u>	<u>\$ —</u>	<u>\$ 869,954,217</u>	<u>\$ —</u>	<u>\$ —</u>	<u>\$ —</u>

<sup>(1)</sup> Classification of derivatives is based on each derivative's positive (asset) or negative (liability) book/adjusted carrying value, which equals the net admitted assets and liabilities.

**Assets and Liabilities**

The methods and significant assumptions used to estimate the fair value of all admitted financial instruments are presented below.

---

**NOTES TO THE FINANCIAL STATEMENTS**

---

The Company defines fair value as the price that would be received to sell an asset or paid to transfer a liability (an exit price) in the principal or most advantageous market for the asset or liability in an orderly transaction between market participants on the measurement date. In most cases, the exit price and the transaction (or entry) price will be the same at initial recognition.

Excluded from the disclosure are General Account investments accounted for under the equity method.

**Bonds, Stocks, Cash and Cash Equivalents**

When available, the estimated fair value for bonds, including loan-backed securities, preferred stocks, unaffiliated common stocks and cash equivalents are based on quoted prices in active markets that are readily and regularly obtainable. Generally, these investments are classified in Level 1, are the most liquid of the Company's securities holdings and valuation of these securities does not involve management's judgment.

When quoted prices in active markets are not available, the determination of estimated fair value is based on market standard valuation methodologies, giving priority to observable inputs. The significant inputs to the market standard valuation methodologies for certain types of securities with reasonable levels of price transparency are inputs that are observable in the market or can be derived principally from or corroborated by observable market data. Generally, these investments are classified in Level 2.

When observable inputs are not available, the market standard valuation methodologies rely on inputs that are significant to the estimated fair value that are not observable in the market or cannot be derived principally from or corroborated by observable market data. These unobservable inputs can be based in large part on management's judgment or estimation, and cannot be supported by reference to market activity. Even though these inputs are unobservable, management believes they are consistent with what other market participants would use when pricing such securities and are considered appropriate given the circumstances. Generally, these investments are classified in Level 3.

The use of different methodologies, assumptions and inputs may have a material effect on the estimated fair values of the Company's securities holdings.

The estimated fair value for cash approximates carrying value and is classified as Level 1 given the nature of cash.

**Mortgage Loans**

For mortgage loans, estimated fair value is primarily determined by estimating expected future cash flows and discounting them using current interest rates for similar mortgage loans with similar credit risk, or is determined from pricing for similar mortgage loans. The estimated fair values for impaired mortgage loans are principally obtained by estimating the fair value of the underlying collateral using market standard appraisal and valuation methods. Mortgage loans valued using significant unobservable inputs are classified in Level 3.

**Derivatives**

The estimated fair value of OTC derivatives is determined through the use of pricing models. The determination of estimated fair value, when quoted market values are not available, is based on market standard valuation methodologies and inputs that management believes are consistent with what other market participants would use when pricing such instruments. The significant inputs to the pricing models for most OTC derivatives are inputs that are observable in the market or can be derived principally from, or corroborated by, observable market data. Significant inputs that are observable generally include interest rates, foreign currency exchange rates, interest rate curves, credit curves and volatility. Derivative valuations can be affected by changes in interest rates, foreign currency exchange rates, financial indices, credit spreads, default risk, nonperformance risk, volatility, liquidity and changes in estimates and assumptions used in pricing models. Generally, these derivatives are classified in Level 2.

Most inputs for OTC derivatives are mid-market inputs but, in certain cases, liquidity adjustments are used when they are deemed more representative of exit value. Market liquidity, as well as the use of different methodologies, assumptions and inputs may have a material effect on the estimated fair values of the Company's derivatives and could materially affect the net change in capital and surplus.

**Investment Income Due and Accrued**

Due to the short-term nature of investment income due and accrued, the Company believes there is minimal risk of material changes in interest rates or the credit of the issuer such that estimated fair value approximates carrying value. These amounts are generally classified as Level 2.

**Receivables for Investments Other Than Securities**

The estimated fair value of receivables for investments other than securities approximates carrying value. The receivable account, classified within Level 2, essentially represents the equivalent of demand receivable balances and is generally received over a short period. Excluded from the disclosure are those assets that are not considered to be financial instruments subject to this disclosure.

**Borrowed Money (Including Interest Thereon)**

The estimated fair value for borrowed money (including interest thereon) approximates carrying value due to the short-term maturities of these instruments. These amounts are generally classified in Level 2.



---

**NOTES TO THE FINANCIAL STATEMENTS**

---

**Payable for Securities Lending**

The estimated fair value of payable for securities lending approximates carrying value as these obligations are short-term in nature. These amounts are generally classified in Level 2.

**Cash Collateral Received on Derivatives**

The estimated fair value of cash collateral received on derivatives approximates carrying value as these obligations are short-term in nature. These amounts are generally classified in Level 2.

- D. At March 31, 2021, the Company had no investments where it was not practicable to estimate fair value.
- E. The Company did not have any investments that were measured using NAV as a practical expedient as of March 31, 2021.

**21. Other Items****A. Unusual or Infrequent Items**

In December 2020, MetLife entered into a definitive agreement to sell its wholly-owned subsidiary, the Company, and certain of its wholly-owned subsidiaries to Farmers Group for \$3.9 billion in cash. In connection with the transaction, MetLife and a Farmers Group subsidiary have established a 10-year strategic partnership to offer its personal line products on MetLife's U.S. Group Benefits platform. The transaction closed on April 7, 2021, as described in Note 22.

B-G. No significant change.

**H. The Amount That Could Be Realized on Life Insurance Where the Reporting Entity is Owner and Beneficiary or Has Otherwise Obtained Rights to Control the Policy**

On April 1, 2021, the Company sold its company owned life insurance ("COLI") asset to MLCC at its fair value of \$336,030,202, as described in Note 22.

**22. Events Subsequent**

In December 2020, MetLife entered into a definitive agreement to sell its wholly-owned subsidiary, the Company, and certain of its wholly-owned subsidiaries to Farmers Group for \$3.9 billion in cash. In connection with the transaction, MetLife and a Farmers Group subsidiary have established a 10-year strategic partnership to offer its personal line products on MetLife's U.S. Group Benefits platform. The transaction closed on April 7, 2021, prompting the following transactions.

On April 1, 2021, the Company redeemed \$315,000,000 in preferred stock owned by MLCC.

On April 1, 2021, the Company sold its COLI asset to MLCC at its fair value of \$336,030,202.

On April 1, 2021, the Company paid an in-kind dividend of Metropolitan General Insurance Company ("MGEN") common stock of \$34,906,119 to MetLife.

On April 7, the Company terminated the agreement with MetLife Legal Plans, effective April 1, 2021. Balances due will be settled within 60 days of the termination date.

On April 7, 2021, MGEN's participation in the Restated Quota Share Reinsurance Treaty was terminated and replaced by a Covered Business Reinsurance Agreement, effective April 1, 2021, whereby MGEN will cede to the Company (i) the property and casualty insurance business written by MGEN other than certain non-covered products in-force as of the effective date of the treaty and (ii) any MGEN property and casualty business sold or renewed by MGEN after the closing until such business can be written on the Company's paper but for no longer than eighteen months from the effective date of the treaty.

The Company transferred certain investment assets to other MetLife insurance subsidiaries prior to the completion of the acquisition in exchange for cash.

The Company has evaluated events subsequent to March 31, 2021 through May 12, 2021, which is the date these financial statements were available to be issued, and other than the above items, has determined there are no material subsequent events requiring adjustment to or disclosure in the financial statements.

The Company has not been subject to the annual fee imposed under Section 9010 of the Affordable Care Act ("ACA"). The annual assessment under ACA was repealed effective 2021.

**23. Reinsurance**

No significant change.

**24. Retrospectively Rated Contracts & Contracts Subject to Redetermination**

A-E. No significant change.

---

**NOTES TO THE FINANCIAL STATEMENTS**

---

F. The Company is not subject to the risk sharing provision of the ACA.

**25. Change in Incurred Losses and Loss Adjustment Expenses**

- A. Reserves as of December 31, 2020 were \$1,670,220,440. As of March 31, 2021, \$291,277,083 has been paid for incurred losses and loss adjustment expenses attributable to insured events of prior years. Reserves remaining for prior years as of December 30, 2020 are \$1,389,800,719. As a result, the incurred losses and loss adjustment expenses attributable to insured events of prior years has increased by \$10,857,362 in March, 2021. The prior year incurred losses have increased mainly for the small commercial auto and private passenger auto no fault coverage segments. In March, 2020 the incurred losses and loss adjustment expenses attributable to insured events of prior years increased by \$32,630,355. The Company has no retrospectively rated policies and no additional premiums or return premiums have been accrued as a result of the prior year effects.
- B. Beginning in 2019, for the auto casualty coverages (bodily injury, uninsured motorists bodily injury and no fault), the Company changed its assumptions from a reliance on a five year average for the development factors to a weighted three year average. For the other coverages, there were no significant changes in methodologies or assumptions used in calculating the liability for unpaid losses and loss adjustment expenses. Beginning in March 2020, for the auto line of business, the Company also reviewed accident month data in order to estimate the impact of reduced driving and accidents due to the “shelter in place” mandates due to the COVID-19 pandemic which began in the middle of March, 2020.

**26. Intercompany Pooling Arrangements**

The Company did not participate in any intercompany pooling arrangements as of March 31, 2021.

***Restated Quota Share Reinsurance Treaty***

As described in Note 22, on April 7, 2021, MGEN’s participation in the Restated Quota Share Reinsurance Treaty was terminated and replaced by a Covered Business Reinsurance Agreement, effective April 1, 2021, whereby MGEN will cede to the Company (i) the property and casualty insurance business written by MGEN other than certain non-covered products in-force as of the effective date of the treaty and (ii) any MGEN property and casualty business sold or renewed by MGEN after the closing until such business can be written on the Company’s paper but for no longer than eighteen months from the effective date of the treaty.

**27. Structured Settlements**

No significant change.

**28. Health Care Receivables**

No significant change.

**29. Participating Policies**

No significant change.

**30. Premium Deficiency Reserves**

No significant change.

**31. High Deductibles**

No significant change.

**32. Discounting of Liabilities for Unpaid Losses or Unpaid Loss Adjustment Expenses**

No significant change.

**33. Asbestos/Environmental Reserves**

No significant change.

**34. Subscriber Savings Accounts**

No significant change.

**35. Multiple Peril Crop Insurance**

No significant change.

**36. Financial Guaranty Insurance**

A. No significant change.

B. As of March 31, 2021, the Company did not have any financial guaranty contracts.

## GENERAL INTERROGATORIES

### PART 1 - COMMON INTERROGATORIES

#### GENERAL

1.1 Did the reporting entity experience any material transactions requiring the filing of Disclosure of Material Transactions with the State of Domicile, as required by the Model Act? Yes [ ] No [X]

1.2 If yes, has the report been filed with the domiciliary state? Yes [ ] No [ ]

2.1 Has any change been made during the year of this statement in the charter, by-laws, articles of incorporation, or deed of settlement of the reporting entity? Yes [X] No [ ]

2.2 If yes, date of change: 03/10/2021

3.1 Is the reporting entity a member of an Insurance Holding Company System consisting of two or more affiliated persons, one or more of which is an insurer? Yes [X] No [ ]  
If yes, complete Schedule Y, Parts 1 and 1A.

3.2 Have there been any substantial changes in the organizational chart since the prior quarter end? Yes [X] No [ ]

3.3 If the response to 3.2 is yes, provide a brief description of those changes.  
Various mergers, reorganizations and formations - See Schedule Y Part 1, Organization Chart - regarding information concerning activities of insurer members of a holding company group.

3.4 Is the reporting entity publicly traded or a member of a publicly traded group? Yes [X] No [ ]

3.5 If the response to 3.4 is yes, provide the CIK (Central Index Key) code issued by the SEC for the entity/group. 1099219

4.1 Has the reporting entity been a party to a merger or consolidation during the period covered by this statement? Yes [ ] No [X]  
If yes, complete and file the merger history data file with the NAIC for the annual filing corresponding to this period.

4.2 If yes, provide name of entity, NAIC Company Code, and state of domicile (use two letter state abbreviation) for any entity that has ceased to exist as a result of the merger or consolidation.

1 Name of Entity	2 NAIC Company Code	3 State of Domicile

5. If the reporting entity is subject to a management agreement, including third-party administrator(s), managing general agent(s), attorney-in-fact, or similar agreement, have there been any significant changes regarding the terms of the agreement or principals involved? Yes [ ] No [X] N/A [ ]  
If yes, attach an explanation.

6.1 State as of what date the latest financial examination of the reporting entity was made or is being made. 12/31/2016

6.2 State the as of date that the latest financial examination report became available from either the state of domicile or the reporting entity. This date should be the date of the examined balance sheet and not the date the report was completed or released. 12/31/2016

6.3 State as of what date the latest financial examination report became available to other states or the public from either the state of domicile or the reporting entity. This is the release date or completion date of the examination report and not the date of the examination (balance sheet date). 01/11/2018

6.4 By what department or departments?  
Rhode Island Insurance Division / Department of Business Regulation

6.5 Have all financial statement adjustments within the latest financial examination report been accounted for in a subsequent financial statement filed with Departments? Yes [ ] No [ ] N/A [X]

6.6 Have all of the recommendations within the latest financial examination report been complied with? Yes [ ] No [ ] N/A [X]

7.1 Has this reporting entity had any Certificates of Authority, licenses or registrations (including corporate registration, if applicable) suspended or revoked by any governmental entity during the reporting period? Yes [ ] No [X]

7.2 If yes, give full information:

8.1 Is the company a subsidiary of a bank holding company regulated with the Federal Reserve Board? Yes [ ] No [X]

8.2 If response to 8.1 is yes, please identify the name of the bank holding company.

8.3 Is the company affiliated with one or more banks, thrifts or securities firms? Yes [X] No [ ]

8.4 If the response to 8.3 is yes, please provide below the names and location (city and state of the main office) of any affiliates regulated by a federal regulatory services agency [i.e. the Federal Reserve Board (FRB), the Office of the Comptroller of the Currency (OCC), the Federal Deposit Insurance Corporation (FDIC) and the Securities Exchange Commission (SEC)] and identify the affiliate's primary federal regulator].

1 Affiliate Name	2 Location (City, State)	3 FRB	4 OCC	5 FDIC	6 SEC
MetLife Investment Management, LLC	Whippany, NJ				YES
MetLife Investors Distribution Company	New York NY				YES
MetLife Investments Securities, LLC	Whippany, NJ				YES

9.1 Are the senior officers (principal executive officer, principal financial officer, principal accounting officer or controller, or persons performing similar functions) of the reporting entity subject to a code of ethics, which includes the following standards? Yes [X] No [ ]

- (a) Honest and ethical conduct, including the ethical handling of actual or apparent conflicts of interest between personal and professional relationships;
- (b) Full, fair, accurate, timely and understandable disclosure in the periodic reports required to be filed by the reporting entity;
- (c) Compliance with applicable governmental laws, rules and regulations;
- (d) The prompt internal reporting of violations to an appropriate person or persons identified in the code; and
- (e) Accountability for adherence to the code.

9.11 If the response to 9.1 is No, please explain:

9.2 Has the code of ethics for senior managers been amended? Yes [X] No [ ]

9.21 If the response to 9.2 is Yes, provide information related to amendment(s).

Statement for March 31, 2021 of the **Metropolitan Property and Casualty Insurance Company**  
**GENERAL INTERROGATORIES**

**PART 1 - COMMON INTERROGATORIES**

- 9.3 Have any provisions of the code of ethics been waived for any of the specified officers? Yes [ ] No [X]  
 9.31 If the response to 9.3 is Yes, provide the nature of any waiver(s).

**FINANCIAL**

- 10.1 Does the reporting entity report any amounts due from parent, subsidiaries or affiliates on Page 2 of this statement? Yes [X] No [ ]  
 10.2 If yes, indicate any amounts receivable from parent included in the Page 2 amount: \$ 0

**INVESTMENT**

- 11.1 Were any of the stocks, bonds, or other assets of the reporting entity loaned, placed under option agreement, or otherwise made available for use by another person? (Exclude securities under securities lending agreements.) Yes [X] No [ ]  
 11.2 If yes, give full and complete information relating thereto:

FHLB \$918,963,674

12. Amount of real estate and mortgages held in other invested assets in Schedule BA: \$ 55,945,778  
 13. Amount of real estate and mortgages held in short-term investments: \$ 0  
 14.1 Does the reporting entity have any investments in parent, subsidiaries and affiliates? Yes [X] No [ ]  
 14.2 If yes, please complete the following:

- 14.21 Bonds  
 14.22 Preferred Stock  
 14.23 Common Stock  
 14.24 Short-Term Investments  
 14.25 Mortgage Loans on Real Estate  
 14.26 All Other  
 14.27 Total Investment in Parent, Subsidiaries and Affiliates (Subtotal Lines 14.21 to 14.26)  
 14.28 Total Investment in Parent included in Lines 14.21 to 14.26 above

	1 Prior Year End Book/Adjusted Carrying Value	2 Current Quarter Book/Adjusted Carrying Value
\$	0	\$ 0
	0	0
	747,270,993	759,887,591
	0	0
	0	0
	82,684,505	76,053,034
\$	829,955,498	\$ 835,940,625
\$	0	\$ 0

- 15.1 Has the reporting entity entered into any hedging transactions reported on Schedule DB? Yes [X] No [ ]  
 15.2 If yes, has a comprehensive description of the hedging program been made available to the domiciliary state? Yes [X] No [ ] N/A [ ]  
 If no, attach a description with this statement.

16. For the reporting entity's security lending program, state the amount of the following as of current statement date:

- 16.1 Total fair value of reinvested collateral assets reported on Schedule DL, Parts 1 and 2: \$ 0  
 16.2 Total book adjusted/carrying value of reinvested collateral assets reported on Schedule DL, Parts 1 and 2: \$ 0  
 16.3 Total payable for securities lending reported on the liability page: \$ 0

17. Excluding items in Schedule E-Part 3-Special Deposits, real estate, mortgage loans and investments held physically in the reporting entity's offices, vaults or safety deposit boxes, were all stocks, bonds and other securities, owned throughout the current year held pursuant to a custodial agreement with a qualified bank or trust company in accordance with Section 1, III - General Examination Considerations, F. Outsourcing of Critical Functions, Custodial or Safekeeping Agreements of the NAIC *Financial Condition Examiners Handbook*? Yes [X] No [ ]

17.1 For all agreements that comply with the requirements of the NAIC *Financial Condition Examiners Handbook*, complete the following:

1 Name of Custodian(s)	2 Custodian Address
JP Morgan Chase & Co	4 New York Plaza - 12th Floor, New York, NY, 10004

17.2 For all agreements that do not comply with the requirements of the NAIC *Financial Condition Examiners Handbook*, provide the name, location and a complete explanation:

1 Name(s)	2 Location(s)	3 Complete Explanation(s)

- 17.3 Have there been any changes, including name changes, in the custodian(s) identified in 17.1 during the current quarter? Yes [ ] No [X]  
 17.4 If yes, give full and complete information relating thereto:

1 Old Custodian	2 New Custodian	3 Date of Change	4 Reason

17.5 Investment management – Identify all investment advisors, investment managers, broker/dealers, including individuals that have the authority to make investment decisions on behalf of the reporting entity. For assets that are managed internally by employees of the reporting entity, note as such "[...] that have access to the investment accounts", "handle securities".

1 Name of Firm or Individual	2 Affiliation
MetLife Investment Management, LLC	A

- 17.5097 For those firms/individuals listed in the table for Question 17.5, do any firms/individuals unaffiliated with the reporting entity (i.e., designated with a "U") manage more than 10% of the reporting entity's invested assets? Yes [ ] No [X]  
 17.5098 For firms/individuals unaffiliated with the reporting entity (i.e., designated with a "U") listed in the table for Question 17.5, does the total assets under management aggregate to more than 50% of the reporting entity's invested assets? Yes [ ] No [X]

17.6 For those firms or individuals listed in the table for 17.5 with an affiliation code of "A" (affiliated) or "U" (unaffiliated), provide the information for the table below.

1 Central Registration Depository Number	2 Name of Firm or Individual	3 Legal Entity Identifier (LEI)	4 Registered With	5 Investment Management Agreement (IMA) Filed
142463	MetLife Investment Management, LLC	EAU072Q8FCR1S0XGYJ21	SEC	DS

## GENERAL INTERROGATORIES

### PART 1 - COMMON INTERROGATORIES

- 18.1 Have all the filing requirements of the *Purposes and Procedures Manual of the NAIC Investment Analysis Office* been followed? Yes  No
- 18.2 If no, list exceptions:
19. By self-designating 5GI securities, the reporting entity is certifying the following elements for each self-designated 5GI security:
- a. Documentation necessary to permit a full credit analysis of the security does not exist or an NAIC CRP credit rating for an FE or PL security is not available.
  - b. Issuer or obligor is current on all contracted interest and principal payments.
  - c. The insurer has an actual expectation of ultimate payment of all contracted interest and principal.
- Has the reporting entity self-designated 5GI securities? Yes  No
20. By self-designating PLGI securities, the reporting entity is certifying the following elements for each self-designated PLGI security:
- a. The security was purchased prior to January 1, 2018.
  - b. The reporting entity is holding capital commensurate with the NAIC Designation reported for the security.
  - c. The NAIC Designation was derived from the credit rating assigned by an NAIC CRP in its legal capacity as a NRSRO which is shown on a current private letter rating held by the insurer and available for examination by state insurance regulators.
  - d. The reporting entity is not permitted to share this credit rating of the PL security with the SVO.
- Has the reporting entity self-designated PLGI securities? Yes  No
21. By assigning FE to a Schedule BA non-registered private fund, the reporting entity is certifying the following elements of each self-designated FE fund:
- a. The security was purchased prior to January 1, 2019.
  - b. The reporting entity is holding capital commensurate with the NAIC Designation reported for the security.
  - c. The security had a public credit rating(s) with annual surveillance assigned by an NAIC CRP in its legal capacity as an NRSRO prior to January 1, 2019.
  - d. The fund only or predominantly holds bonds in its portfolio.
  - e. The current reporting NAIC designation was derived from the public credit rating(s) with annual surveillance assigned by an NAIC CRP in its legal capacity as an NRSRO.
  - f. The public credit rating(s) with annual surveillance assigned by an NAIC CRP has not lapsed.
- Has the reporting entity assigned FE to Schedule BA non-registered private funds that complied with the above criteria? Yes  No

Statement for March 31, 2021 of the **Metropolitan Property and Casualty Insurance Company**  
**GENERAL INTERROGATORIES (continued)**

**PART 2 – PROPERTY & CASUALTY INTERROGATORIES**

1. If the reporting entity is a member of a pooling arrangement, did the agreement or the reporting entity's participation change? Yes [ ] No [ ] N/A [X]  
 If yes, attach an explanation.

2. Has the reporting entity reinsured any risk with any other reporting entity and agreed to release such entity from liability, in whole or in part, from any loss that may occur on the risk, or portion thereof, reinsured? Yes [ ] No [X]  
 If yes, attach an explanation.

3.1 Have any of the reporting entity's primary reinsurance contracts been canceled? Yes [ ] No [X]

3.2 If yes, give full and complete information thereto:

4.1 Are any of the liabilities for unpaid losses and loss adjustment expenses other than certain workers' compensation tabular reserves (see *Annual Statement Instructions* pertaining to disclosure of discounting for definition of "tabular reserves.") discounted at a rate of interest greater than zero? Yes [ ] No [X]

4.2 If yes, complete the following schedule:

1 Line of Business	2 Maximum Interest	3 Disc. Rate	Total Discount				Discount Taken During Period			
			4 Unpaid Losses	5 Unpaid LAE	6 IBNR	7 Total	8 Unpaid Losses	9 Unpaid LAE	10 IBNR	11 Total
	0.000	0.000	0	0	0	0	0	0	0	0
Total	XXX	XXX	0	0	0	0	0	0	0	0

5. Operating Percentages:

5.1 A&H loss percent 39.200%

5.2 A&H cost containment percent 0.000%

5.3 A&H expense percent excluding cost containment expenses 60.800%

6.1 Do you act as a custodian for health savings accounts? Yes [ ] No [X]

6.2 If yes, please provide the amount of custodial funds held as of the reporting date. \$ 0

6.3 Do you act as an administrator for health savings accounts? Yes [ ] No [X]

6.4 If yes, please provide the amount of funds administered as of the reporting date. \$ 0

7. Is the reporting entity licensed or chartered, registered, qualified, eligible or writing business in at least two states? Yes [X] No [ ]

7.1 If no, does the reporting entity assume reinsurance business that covers risks residing in at least one state other than the state of domicile of the reporting entity? Yes [ ] No [ ]

Statement for March 31, 2021 of the **Metropolitan Property and Casualty Insurance Company**  
**SCHEDULE F - CEDED REINSURANCE**

Showing All New Reinsurers - Current Year to Date

1 NAIC Company Code	2 ID Number	3 Name of Reinsurer	4 Domiciliary Jurisdiction	5 Type of Reinsurer	6 Certified Reinsurer Rating (1 through 6)	7 Effective Date of Certified Reinsurer Rating
------------------------------	----------------	------------------------	----------------------------------	---------------------------	---	--

**All Other Insurers**

00000.....	AA-3191432.....	Vantage Risk Limited.....	BMU.....	Reciprocal Jurisdiction		
------------	-----------------	---------------------------	----------	----------------------------	--	--

Statement for March 31, 2021 of the **Metropolitan Property and Casualty Insurance Company**  
**SCHEDULE T - EXHIBIT OF PREMIUMS WRITTEN**

Current Year to Date - Allocated by States and Territories

States, Etc.	1 Active Status (a)	Direct Premiums Written		Direct Losses Paid (Deducting Salvage)		Direct Losses Unpaid	
		2 Current Year to Date	3 Prior Year to Date	4 Current Year to Date	5 Prior Year to Date	6 Current Year to Date	7 Prior Year to Date
1. Alabama.....AL	L	7,201,383	9,258,492	4,877,554	5,973,752	14,556,973	14,445,595
2. Alaska.....AK	N						
3. Arizona.....AZ	L	7,044,433	3,200,326	1,789,767	1,902,796	5,298,522	4,979,951
4. Arkansas.....AR	L	3,756,375	4,055,373	2,449,863	2,575,819	5,218,328	4,204,408
5. California.....CA	N						
6. Colorado.....CO	L	3,130,379	3,938,070	2,057,928	2,582,494	5,792,995	8,019,580
7. Connecticut.....CT	L	14,366,012	16,787,120	8,233,046	8,318,828	34,543,080	26,541,754
8. Delaware.....DE	L	329,904	321,122	270,753	101,184	529,224	501,977
9. District of Columbia.....DC	L		5,647				
10. Florida.....FL	L	1,360,953	1,105,922	168,348	645,407	3,510,677	2,436,709
11. Georgia.....GA	L	6,624,638	7,124,475	2,895,145	3,749,721	6,361,681	6,871,193
12. Hawaii.....HI	L	82,018	98,043	34,684	48,289	47,318	60,335
13. Idaho.....ID	L	2,370,247	2,900,281	2,398,277	2,527,656	4,082,805	3,802,701
14. Illinois.....IL	L	3,215,854	3,127,360	405,474	657,906	8,121,757	6,383,685
15. Indiana.....IN	L	6,040,593	6,649,853	3,549,032	2,707,288	7,234,749	5,755,761
16. Iowa.....IA	L	1,643,299	1,770,357	821,993	616,961	2,588,683	1,583,902
17. Kansas.....KS	L	5,449,448	5,318,819	1,658,437	2,293,677	2,498,537	2,862,540
18. Kentucky.....KY	L	11,422,009	11,004,550	4,686,632	5,923,843	13,410,570	12,254,910
19. Louisiana.....LA	L	12,144,626	12,464,344	7,681,664	6,818,281	24,478,757	19,008,679
20. Maine.....ME	L	8,870,659	8,207,154	4,568,326	4,478,231	9,880,971	8,519,476
21. Maryland.....MD	L	1,374,316	1,431,763	507,738	601,498	1,752,878	2,219,840
22. Massachusetts.....MA	L	59,148,160	64,531,365	24,113,848	27,801,171	58,003,061	54,883,520
23. Michigan.....MI	L	8,923,456	9,381,680	1,280,156	1,489,881	7,545,986	7,270,339
24. Minnesota.....MN	L	9,855,748	9,570,590	3,969,448	5,273,846	14,727,947	12,515,385
25. Mississippi.....MS	L	5,409,623	5,274,935	3,580,067	4,950,683	4,880,005	4,921,052
26. Missouri.....MO	L	2,884,881	2,616,544	1,352,191	1,292,246	4,617,935	4,856,999
27. Montana.....MT	L	1,234,714	1,188,033	999,289	815,028	1,775,919	2,812,980
28. Nebraska.....NE	L	634,650	749,495	116,889	268,117	405,766	1,068,560
29. Nevada.....NV	L	2,817,730	2,255,317	1,409,660	1,018,005	4,828,686	2,870,346
30. New Hampshire.....NH	L	2,709,437	2,564,930	1,545,671	2,394,629	3,018,980	3,759,841
31. New Jersey.....NJ	L	41,190,064	42,733,317	19,642,996	22,539,168	102,771,570	87,728,198
32. New Mexico.....NM	L	2,622,640	2,320,805	1,457,032	903,007	2,981,652	2,917,685
33. New York.....NY	L	51,836,459	50,252,598	23,645,635	19,654,920	83,257,363	58,683,867
34. North Carolina.....NC	L	16,770,531	18,562,256	9,699,271	13,272,958	19,825,330	20,694,956
35. North Dakota.....ND	L	3,821,807	3,789,968	1,505,767	1,285,495	2,570,908	3,792,340
36. Ohio.....OH	L	11,081,365	12,273,316	5,168,393	6,963,824	16,633,806	16,112,871
37. Oklahoma.....OK	L	2,155,675	2,718,328	896,318	2,222,112	3,618,685	3,788,735
38. Oregon.....OR	L	4,279,461	4,590,821	3,142,083	2,460,150	8,729,565	5,446,179
39. Pennsylvania.....PA	L	6,821,225	7,701,740	6,582,589	5,252,581	16,370,817	12,577,532
40. Rhode Island.....RI	L	25,659,670	20,697,306	3,734,834	3,778,557	10,178,653	9,970,200
41. South Carolina.....SC	L	1,457,214	1,619,138	748,030	1,369,423	1,415,764	1,599,895
42. South Dakota.....SD	L	924,869	1,075,908	399,698	953,858	975,287	1,304,434
43. Tennessee.....TN	L	6,277,529	6,200,863	3,389,571	4,642,163	8,353,808	9,480,678
44. Texas.....TX	L	4,027,773	4,975,043	3,452,155	3,588,809	23,262,899	13,139,825
45. Utah.....UT	L	2,487,337	2,356,641	1,746,835	844,493	3,668,345	1,738,778
46. Vermont.....VT	L	1,044,364	1,061,465	361,693	600,577	1,150,172	1,333,617
47. Virginia.....VA	L	5,848,337	5,031,279	1,731,730	1,885,442	3,163,385	2,929,394
48. Washington.....WA	L	7,717,577	8,765,895	5,224,430	4,283,776	10,752,306	7,162,600
49. West Virginia.....WV	L	1,027,547	1,092,748	199,181	376,661	1,307,383	1,413,861
50. Wisconsin.....WI	L	6,579,103	7,431,393	2,735,001	3,045,892	8,392,476	9,010,794
51. Wyoming.....WY	L	1,667,271	1,639,325	694,748	1,242,232	1,840,648	3,134,205
52. American Samoa.....AS	N						
53. Guam.....GU	N						
54. Puerto Rico.....PR	N						
55. US Virgin Islands.....VI	N						
56. Northern Mariana Islands.....MP	N						
57. Canada.....CAN	N						
58. Aggregate Other Alien.....OT	XXX	0	0	0	0	0	0
59. Totals.....	XXX	395,343,363	403,792,113	183,579,870	198,993,335	580,933,612	499,372,662

DETAILS OF WRITE-INS

58001.....	XXX						
58002.....	XXX						
58003.....	XXX						
58998. Summary of remaining write-ins for Line 58 from overflow page....	XXX	0	0	0	0	0	0
58999. Totals (Lines 58001 thru 58003+ Line 58998) (Line 58 above).....	XXX	0	0	0	0	0	0

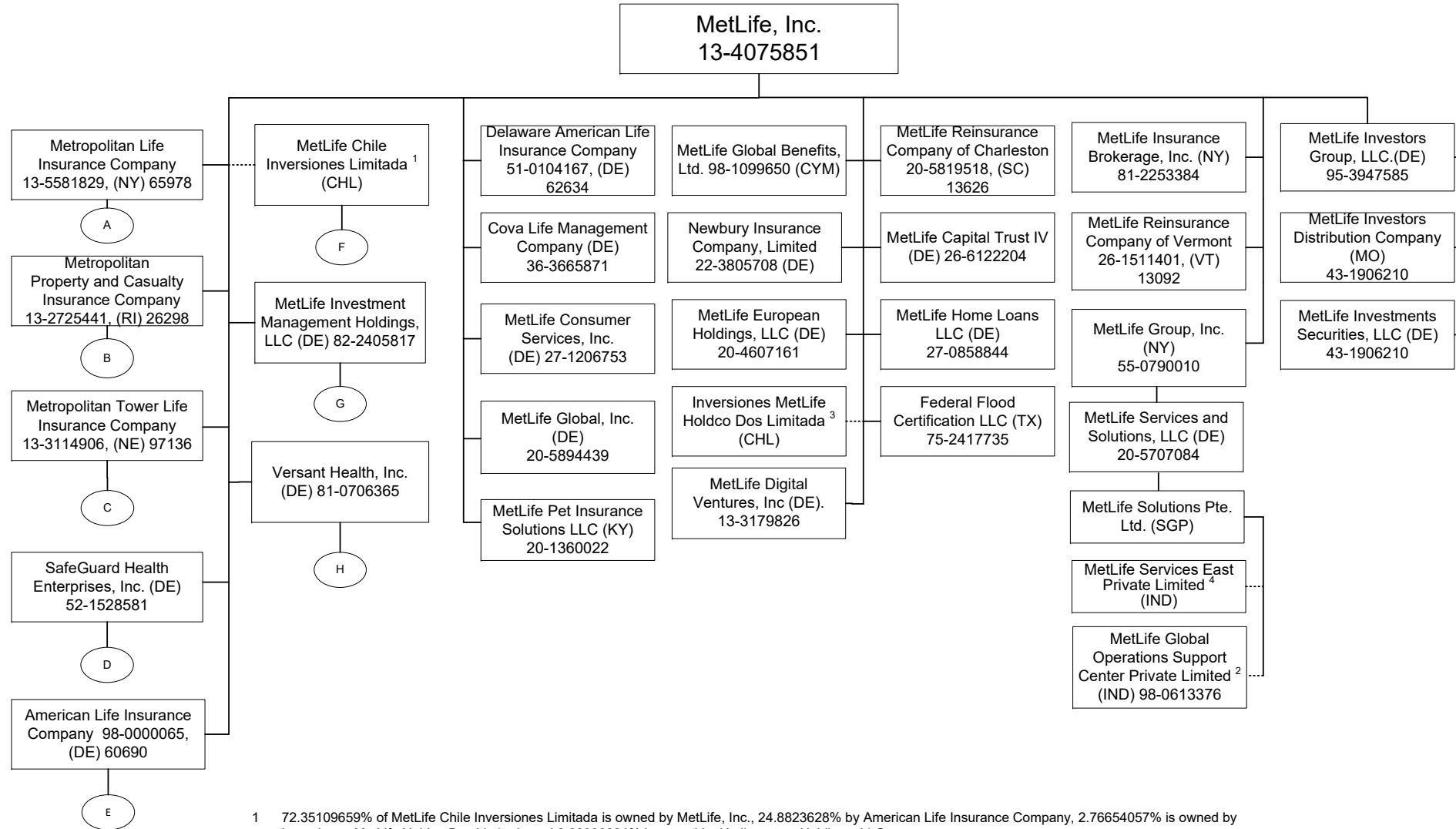
(a) Active Status Count

L - Licensed or Chartered - Licensed insurance carrier or domiciled RRG.....	49	R - Registered - Non-domiciled RRGs.....	0
E - Eligible - Reporting entities eligible or approved to write surplus lines in the state (other than their state of domicile - See DSLI).....	0	Q - Qualified - Qualified or accredited reinsurer.....	0
D - Domestic Surplus Lines Insurer (DSLI) - Reporting entities authorized to write surplus lines in the state of domicile.....	0	N - None of the above - Not allowed to write business in the state.....	8



SCHEDULE Y - INFORMATION CONCERNING ACTIVITIES OF INSURER MEMBERS OF A HOLDING COMPANY GROUP

PART 1 - ORGANIZATIONAL CHART



1 72.35109659% of MetLife Chile Inversiones Limitada is owned by MetLife, Inc., 24.8823628% by American Life Insurance Company, 2.76654057% is owned by Inversiones MetLife Holdco Dos Limitada and 0.00000004% is owned by Natiloportem Holdings, LLC.

2 99.99999% of MetLife Global Operations Support Center Private Limited is owned by MetLife Solutions Pte. Ltd. and 0.00001% is owned by Natiloportem Holdings, LLC.

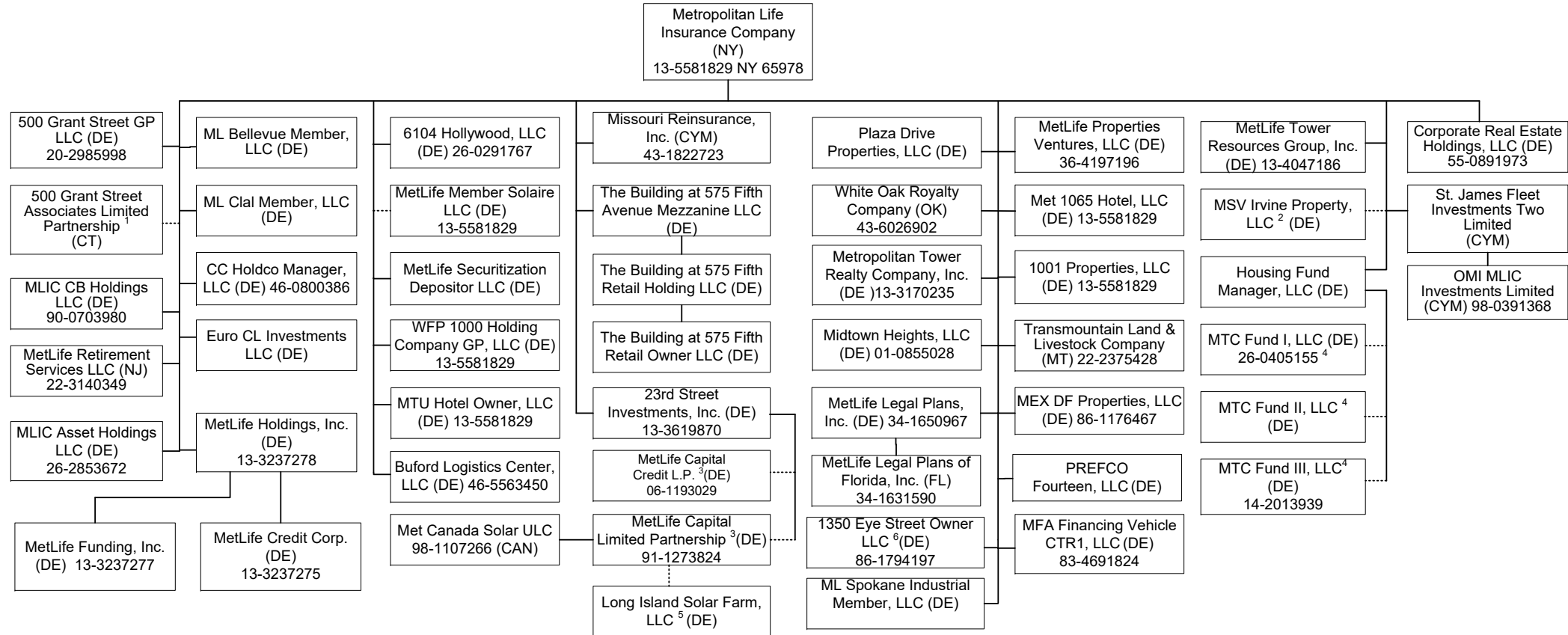
3 99.99946% of Inversiones MetLife Holdco Dos Limitada is owned by MetLife, Inc., 0.000535% is owned by MetLife International Holdings, LLC. and 0.0000054% is owned by Natiloportem Holdings, LLC.

4 99.99% of MetLife Services East Private Limited is owned by MetLife Solutions Pte. Ltd and .01% is owned by Natiloportem Holdings, LLC.

SCHEDULE Y - INFORMATION CONCERNING ACTIVITIES OF INSURER MEMBERS OF A HOLDING COMPANY GROUP

PART 1 - ORGANIZATIONAL CHART

A



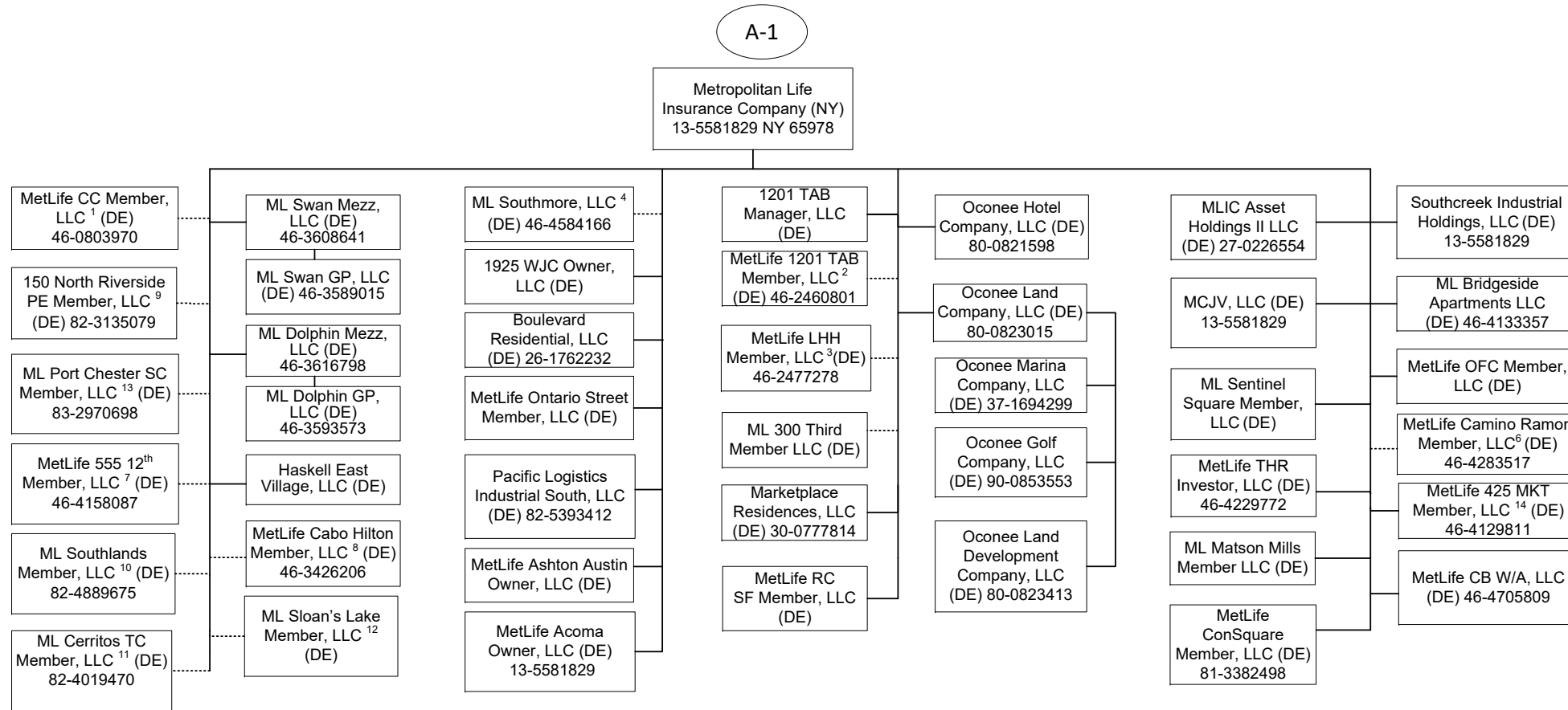
Q11.1

1 99% of 500 Grant Street Associates Limited Partnership is held by Metropolitan Life Insurance Company and 1% by 500 Grant Street GP LLC.  
 2 96% of MSV Irvine Property, LLC is owned by Metropolitan Life Insurance Company and 4% is owned by Metropolitan Tower Realty Company, Inc.  
 3 1% General Partnership interest is held by 23<sup>rd</sup> Street Investment, Inc. and 99% Limited Partnership interest is held by Metropolitan Life Insurance Company.

4 Housing Fund Manager, LLC is the managing member and owns .01% and the remaining interests are held by a third party member.  
 5 90.39% membership interest is held by LISF Solar Trust in which MetLife Capital Limited Partnership has a 100% beneficial interest and the remaining 9.61% is owned by a third party.  
 6 95.616439% of 1350 Eye Street Owner LLC is owned by Metropolitan Life insurance Company and 4.383561% is owned by Metropolitan Tower Life Insurance Company.

SCHEDULE Y - INFORMATION CONCERNING ACTIVITIES OF INSURER MEMBERS OF A HOLDING COMPANY GROUP

PART 1 - ORGANIZATIONAL CHART



Q11.2

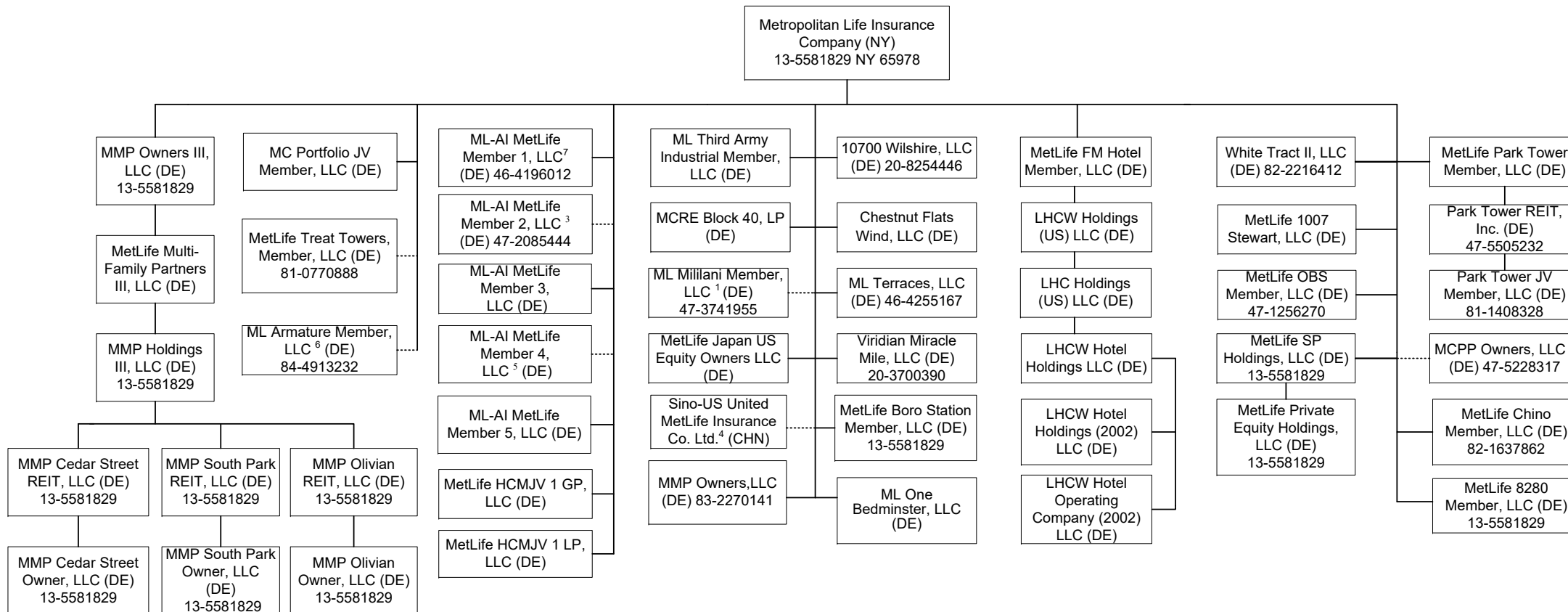
1 95.122% of MetLife CC Member, LLC is held by Metropolitan Life Insurance Company and 4.878% by Metropolitan Tower Life Insurance Company.  
 2 96.9% of MetLife 1201 TAB Member, LLC is owned by Metropolitan Life Insurance Company and 3.10% is owned by Metropolitan Property and Casualty Insurance Company.  
 3 99% of MetLife LHH Member, LLC is owned by Metropolitan Life Insurance Company and 1% by Metropolitan Tower Life Insurance Company.  
 4 99% of ML Southmore, LLC is owned by Metropolitan Life Insurance Company and 1% by Metropolitan Tower Life Insurance Company.  
 5 95.199% of the membership interest is owned by Metropolitan Life Insurance Company and 4.801% by Metropolitan Property and Casualty Insurance Company.  
 6 99% of MetLife Camino Ramon Member, LLC is owned by Metropolitan Life Insurance Company and 1% by Metropolitan Tower Life Insurance Company.  
 7 94.6% of MetLife 555 12th Member, LLC is owned by Metropolitan Life Insurance Company and 5.4% is owned by Metropolitan Tower Life Insurance Company.

8 83.1% of MetLife Cabo Hilton Member, LLC is owned by Metropolitan Life Insurance Company and 16.9% by Metropolitan Tower Life Insurance Company.  
 9 81.45% of 150 North Riverside PE Member, LLC is owned by Metropolitan Life Insurance Company, 18.55% is owned by Metropolitan Tower Life Insurance Company.  
 10 60% of ML Southlands Member, LLC is owned by Metropolitan Life Insurance Company and 40% is owned by Metropolitan Tower Life Insurance Company.  
 11 60% of ML Cerritos TC Member, LLC is owned by Metropolitan Life Insurance Company and 40% is owned by Metropolitan Tower Life Insurance Company.  
 12 55% of ML Sloan's Lake Member, LLC is owned by Metropolitan Life Insurance Company and 45% is owned by Metropolitan Tower Life Insurance Company.  
 13 60% of ML Port Chester SC Member, LLC is owned by Metropolitan Life Insurance Company and 40% is owned by Metropolitan Tower Life Insurance Company.  
 14 66.91% of MetLife 425 MKT Member, LLC is owned by Metropolitan Life Insurance Company and 33.09% is owned by MREF 425 MKT, LLC.

SCHEDULE Y - INFORMATION CONCERNING ACTIVITIES OF INSURER MEMBERS OF A HOLDING COMPANY GROUP

PART 1 - ORGANIZATIONAL CHART

A-2

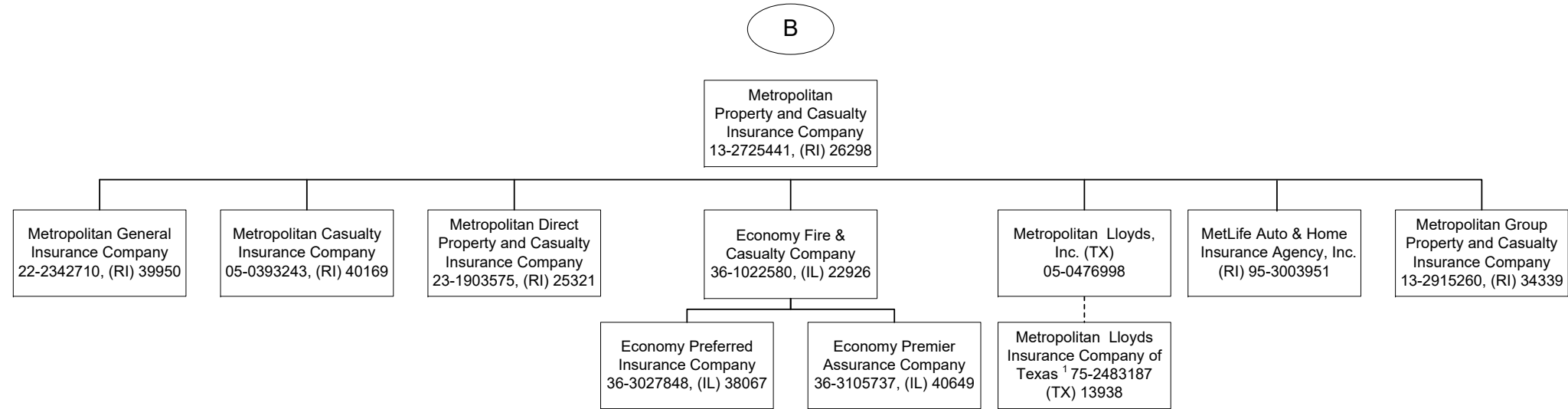


- 1 95% of ML Mililani Member, LLC is owned by Metropolitan Life Insurance Company and 5% is owned by Metropolitan Tower Life Insurance Company.
- 2 87.34% of MCPP Owners, LLC is owned by Metropolitan Life Insurance Company, 1.81% by Metropolitan Tower Life Insurance Company and 10.85% by MTL Leasing, LLC.
- 3 98.97% of ML-AI MetLife Member 2, LLC is owned by Metropolitan Life Insurance Company and 1.03% by Metropolitan Tower Life Insurance Company.
- 4 50% of Sino-US United MetLife Insurance Co. Ltd. is owned by Metropolitan Life Insurance Company and 50% is owned by a third party.
- 5 60% of ML-AI Member 4, LLC is owned by Metropolitan Life Insurance Company and 40% is owned by Metropolitan Tower Life Insurance Company.
- 6 87.34% of ML Armature Member, LLC is owned by Metropolitan Life Insurance Company and 12.66% is owned by Metropolitan Tower Life Insurance Company.
- 7 100% of the membership interest is owned by Metropolitan Life Insurance Company.

Q11.3

SCHEDULE Y - INFORMATION CONCERNING ACTIVITIES OF INSURER MEMBERS OF A HOLDING COMPANY GROUP

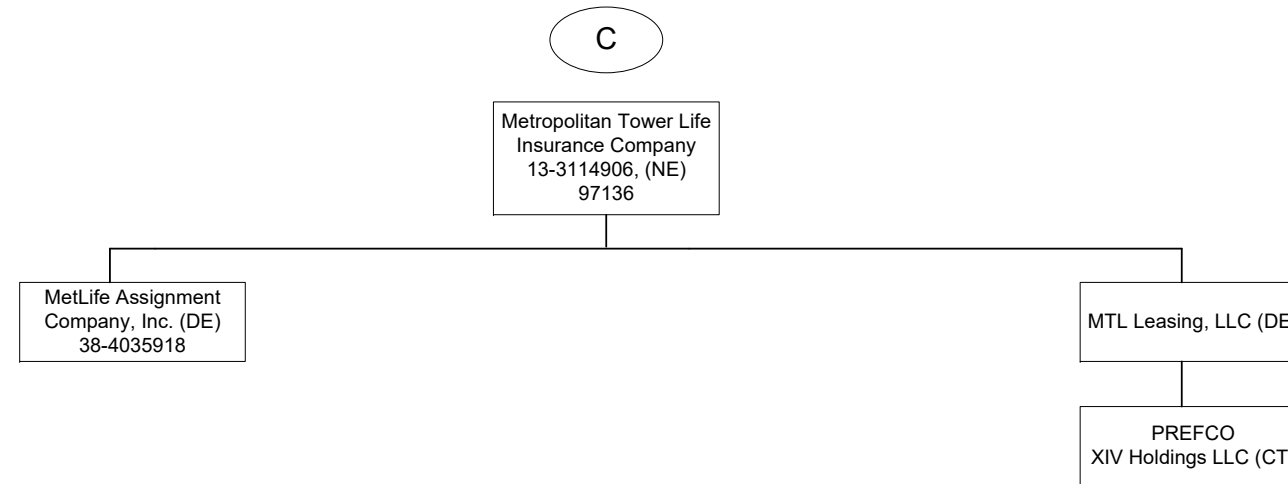
PART 1 - ORGANIZATIONAL CHART



<sup>1</sup> Metropolitan Lloyds Insurance Company of Texas, an affiliated association, provides automobile, homeowner and related insurance for the Texas market. It is an association of individuals designated as underwriters. Metropolitan Lloyds, Inc., a subsidiary of Metropolitan Property and Casualty Insurance Company, serves as the attorney-in-fact and manages the association.

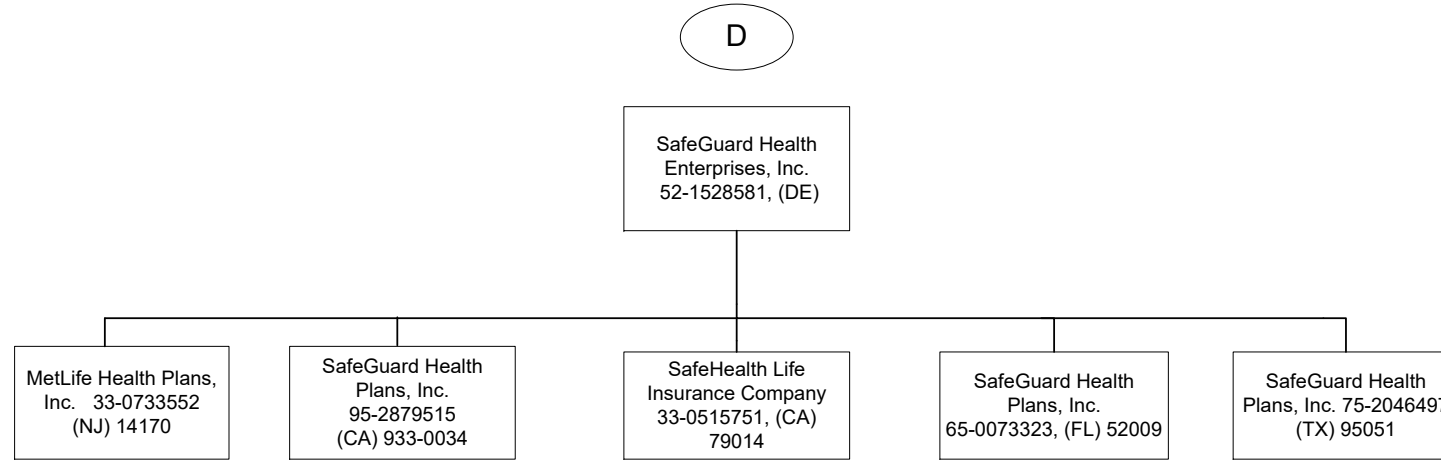
SCHEDULE Y - INFORMATION CONCERNING ACTIVITIES OF INSURER MEMBERS OF A HOLDING COMPANY GROUP

PART 1 - ORGANIZATIONAL CHART



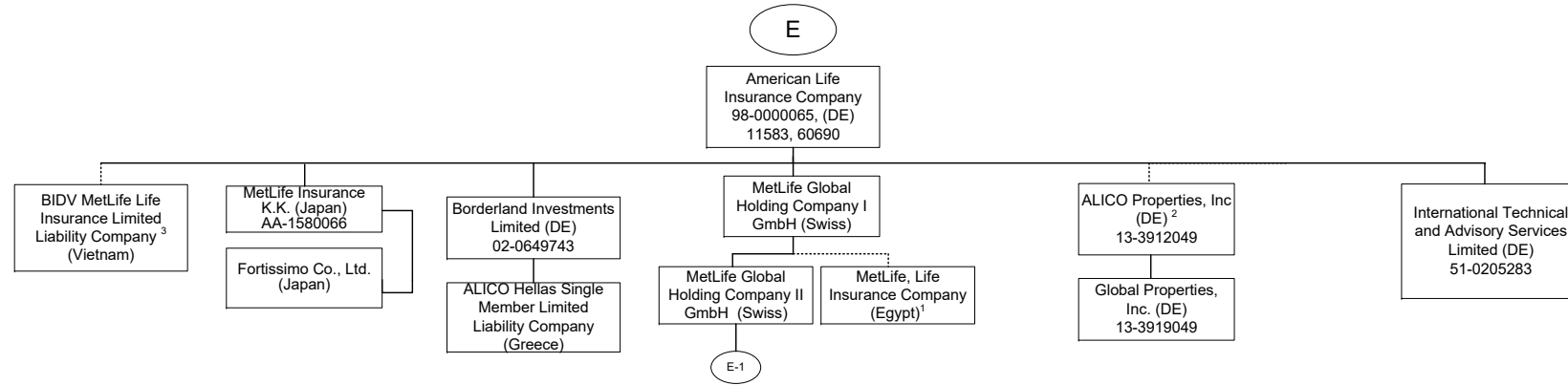
SCHEDULE Y - INFORMATION CONCERNING ACTIVITIES OF INSURER MEMBERS OF A HOLDING COMPANY GROUP

PART 1 - ORGANIZATIONAL CHART



SCHEDULE Y - INFORMATION CONCERNING ACTIVITIES OF INSURER MEMBERS OF A HOLDING COMPANY GROUP

PART 1 - ORGANIZATIONAL CHART

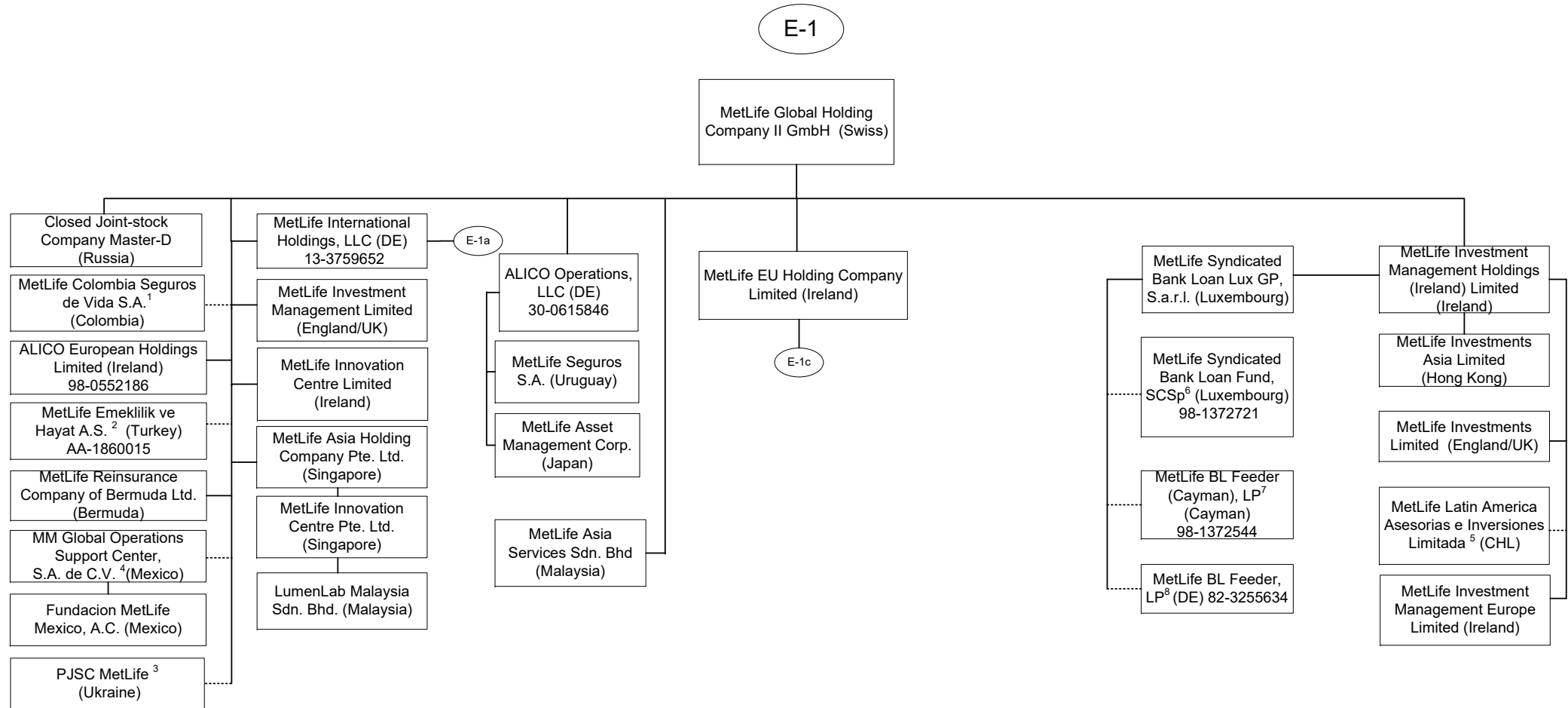


1 84.125% of MetLife, Life Insurance Company (Egypt) is owned by MetLife Global Holding Company I GmbH and the remaining interest by third parties.  
 2 51% of ALICO Properties, Inc. is owned by American Life Insurance Company and the remaining interest by third parties.  
 3 60.61% of BIDV MetLife Life Insurance Limited Liability Company is held by American Life Insurance Company and the remainder by third parties.



SCHEDULE Y - INFORMATION CONCERNING ACTIVITIES OF INSURER MEMBERS OF A HOLDING COMPANY GROUP

PART 1 - ORGANIZATIONAL CHART



1 89.9999657134583% of MetLife Colombia Seguros de Vida S.A. is owned by MetLife Global Holding Company II GmbH, 10.0000315938813% is owned by MetLife Global Holding Company I GmbH, International Technical and Advisory Services Limited, Borderland Investments Limited and Natloportem Holdings, LLC each own 0.000000897553447019009%.

2 99.98% of MetLife Emeklilik ve Hayat A.S. is owned by MetLife Global Holding Company II GmbH (Swiss) and the remaining by third parties.

3 99.9988% of PJSC MetLife is owned by MetLife Global Holding Company II GmbH, .0006% is owned by International Technical and Advisory Services Limited and the remaining .0006% is owned by Borderland Investments Limited

4 99.999509% of MM Global Operations Support Center S.A. de C.V. (Mexico) is held by MetLife Global Holding Company II GmbH (Swiss) and 0.000491% is held by MetLife Global Holding Company I GmbH (Swiss).

5 99.99% of MetLife Latin American Asesorias e Inversiones Limitada is owned by MetLife Investment Management Holdings (Ireland) Limited and .01% is owned by MetLife Global Holding Company II GmbH (Swiss).

6 MetLife Syndicated Bank Loan Lux GP, S.a.r.l. is the general partner of MetLife Syndicated Bank Loan Fund, SCSp (the "Fund"). The only investors in the Fund are MetLife BL Feeder (Cayman), LP and MetLife BL Feeder, LP.

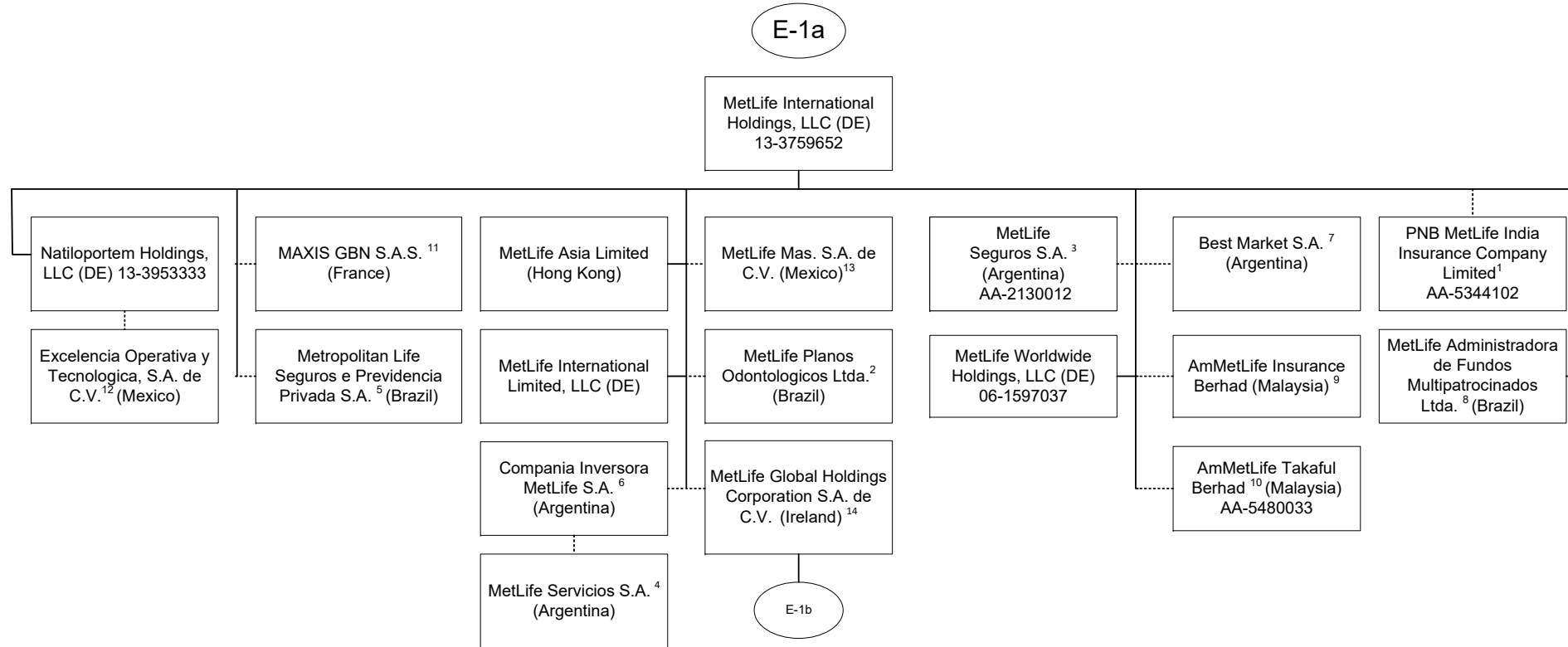
7 MetLife BL Feeder (Cayman), LP is an investor in the Fund. The following affiliates hold limited partnership interest in the feeder: MetLife Insurance K.K. (95.27%) and MetLife Insurance Company of Korea Limited (4.73%).

8 MetLife BL Feeder, LP is an investor in the Fund. The following affiliate holds limited partnership interest in the feeder: Metropolitan Life Insurance Company (72.93%). The remainder of the limited partnership interests are held by a third party.

Q11.8

SCHEDULE Y - INFORMATION CONCERNING ACTIVITIES OF INSURER MEMBERS OF A HOLDING COMPANY GROUP

PART 1 - ORGANIZATIONAL CHART



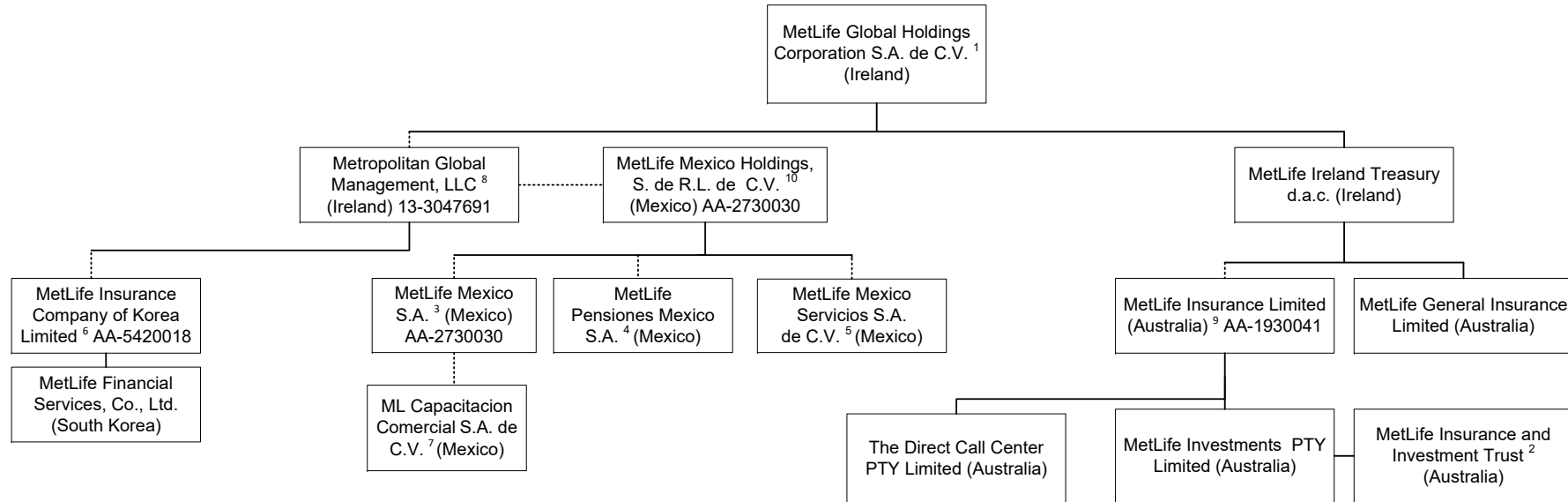
1 32.0526% of PNB MetLife India Insurance Company Limited is owned by MetLife International Holdings, LLC and 67.9474% is owned by third parties.  
 2 99.999% of MetLife Planos Odontologicos Ltda. is owned by MetLife International Holdings, LLC and .001% is owned by Natiloportem Holdings, LLC.  
 3 95.5242% of MetLife Seguros S.A. is owned by MetLife International Holdings, LLC and 2.6753% is owned by Natiloportem Holdings, LLC and 1.8005% is owned by International Technical and Advisory Services Limited.  
 4 19.13% of the shares of MetLife Servicios S.A. are held by Compania Inversora MetLife S.A., 79.88% is owned by MetLife Seguros S.A. and .99% is held by Natiloportem Holdings, LLC.  
 5 66.662% is owned by MetLife International Holdings, LLC, 33.337% is owned by MetLife Worldwide Holdings, LLC and 0.001% is owned by Natiloportem Holdings, LLC.  
 6 95.46% is owned by MetLife International Holdings, LLC and 4.54% is owned by Natiloportem Holdings, LLC.

7 5% of the shares are held by Natiloportem Holdings, LLC and 95% is owned by MetLife International Holdings, LLC.  
 8 99.99998% of MetLife Administradora de Fondos Multipatrocinos Ltda. is owned by MetLife International Holdings, LLC and .00002% by Natiloportem Holdings, LLC.  
 9 50.000002% of AmMetLife Insurance Berhad is owned by MetLife International Holdings, LLC and the remainder by a third party.  
 10 49.9999997% of AmMetLife Takaful Berhad is owned by MetLife International Holdings, LLC and the remainder by a third party.  
 11 50% of MAXIS GBN S.A.S. is held by MetLife International Holdings, LLC and the remainder by third parties.  
 12 99.9% of Excelencia Operativa y Tecnologica, S.A. de C.V. is held by Natiloportem Holdings, LLC and .1% by MetLife Mexico Servicios S.A. de C.V.  
 13 99.99964399% MetLife Mas, SA de C.V. is owned by MetLife International Holdings, LLC and .00035601% is owned by International Technical and Advisory Services Limited.  
 14 98.9% is owned by MetLife International Holdings, LLC and 1.1% is owned by MetLife International Limited, LLC.

SCHEDULE Y - INFORMATION CONCERNING ACTIVITIES OF INSURER MEMBERS OF A HOLDING COMPANY GROUP

PART 1 - ORGANIZATIONAL CHART

E-1b



1 98.9% is owned by MetLife International Holdings, LLC and 1.1% is owned by MetLife International Limited, LLC.

2 MetLife Insurance and Investment Trust is a trust vehicle, the trustee of which is MetLife Investments PTY Limited ("MIPL"). MIPL is a wholly owned subsidiary of MetLife Insurance PTY Limited.

3 99.050271% is owned by MetLife Mexico Holdings, S. de R.L. de C.V. and .949729% is owned by MetLife International Holdings, LLC.

4 97.5125% is owned by MetLife Mexico Holdings, S. de R.L. de C.V. and 2.4875% is owned by MetLife International Holdings, LLC.

5 98% is owned by MetLife Mexico Holdings, S. de R.L. de C.V. and 2% is owned by MetLife International Holdings, LLC.

6 14.64% is owned by MetLife Mexico, S.A. and 85.36% is owned by Metropolitan Global Management, LLC.

7 99% is owned by MetLife Mexico S.A. and 1% is owned by MetLife Mexico Servicios, S.A. de C.V.

8 99.7% is owned by MetLife Global Holdings Corporation S.A. de C.V. and 0.3% is owned by MetLife International Holdings, LLC.

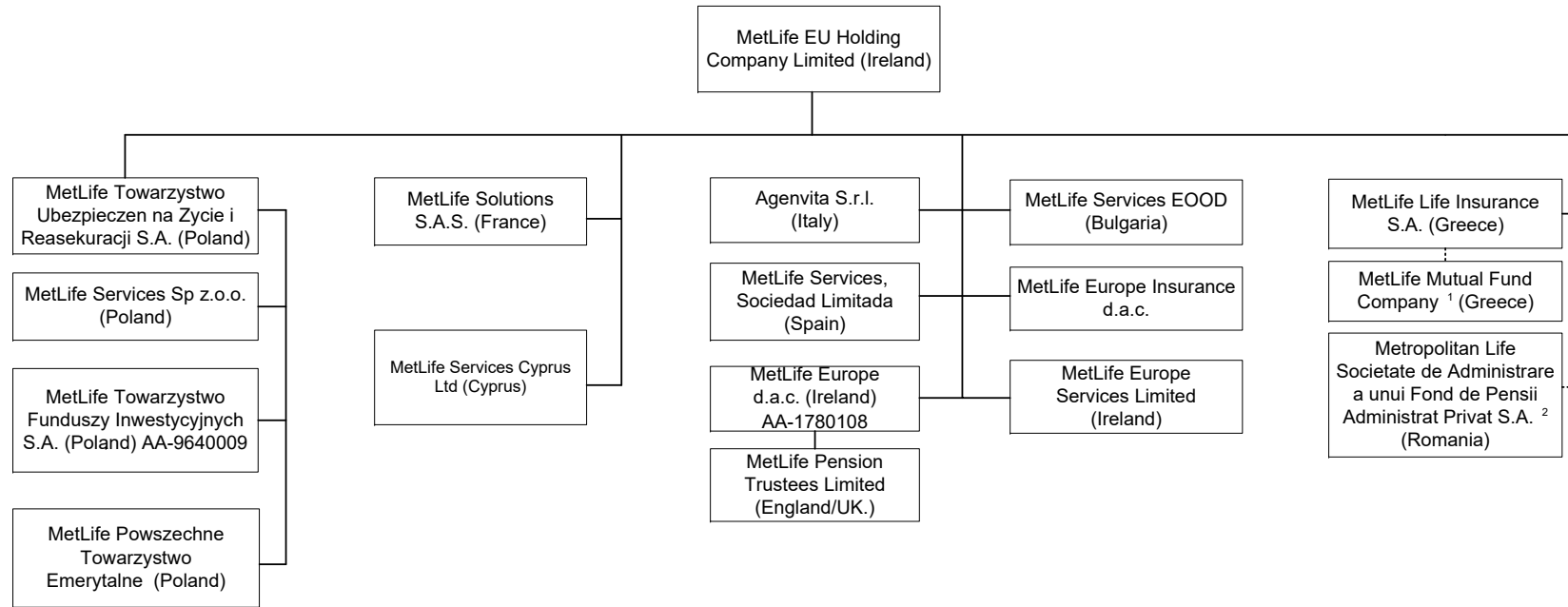
9 91.16468% of MetLife Insurance Limited (Australia) is owned by MetLife Ireland Treasury d.a.c. and 8.83532% by MetLife Global Holdings Corp. S.A. de C.V..

10 99.99995% is owned by Metropolitan Global Management, LLC and .00005% is owned by MetLife International Holdings, LLC.

SCHEDULE Y - INFORMATION CONCERNING ACTIVITIES OF INSURER MEMBERS OF A HOLDING COMPANY GROUP

PART 1 - ORGANIZATIONAL CHART

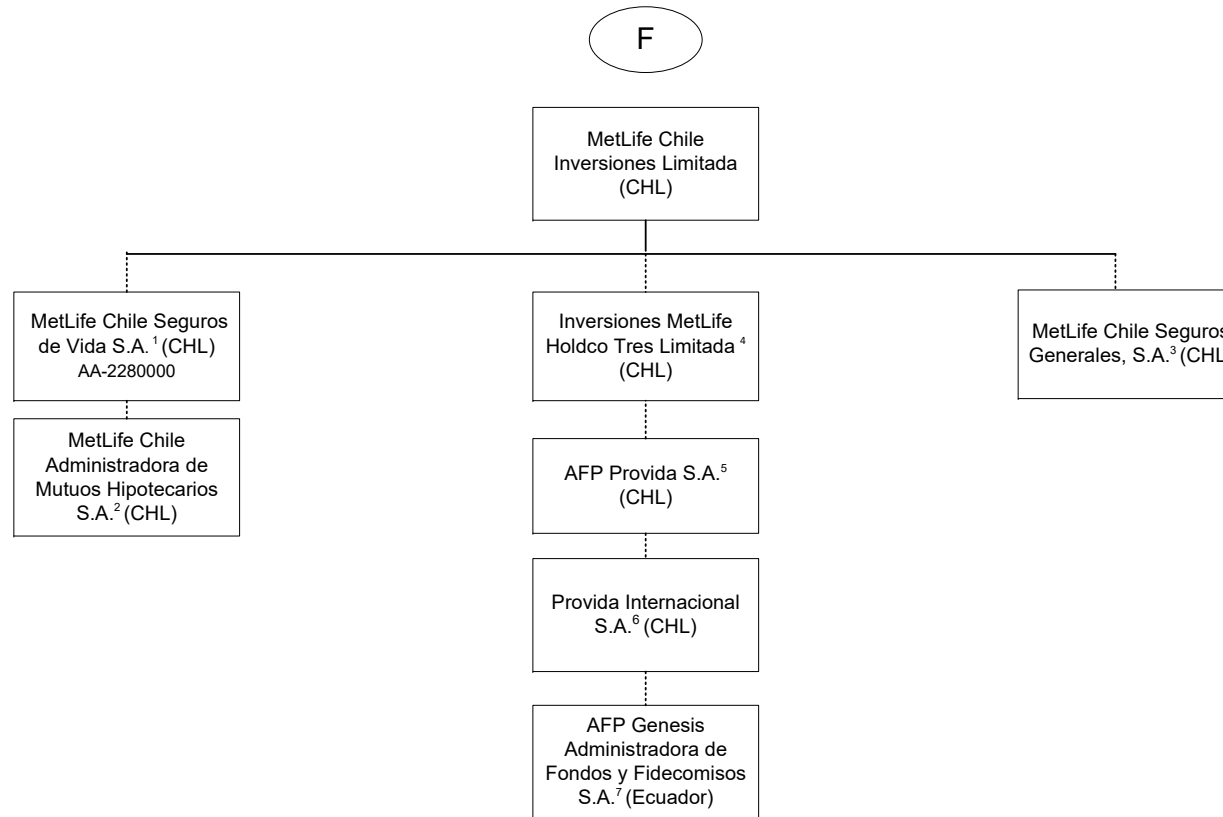
E-1c



1 90% of MetLife Mutual Fund Company is owned by MetLife Life Insurance S.A. and the remaining interest by a third party.  
 2 99.9903% of Metropolitan Life Societate de Administrare a unui Fond de Pensii Administrat Privat S.A. is owned by MetLife EU Holding Company Limited and 0.0097% by MetLife Services Sp z.o.o.

SCHEDULE Y - INFORMATION CONCERNING ACTIVITIES OF INSURER MEMBERS OF A HOLDING COMPANY GROUP

PART 1 - ORGANIZATIONAL CHART

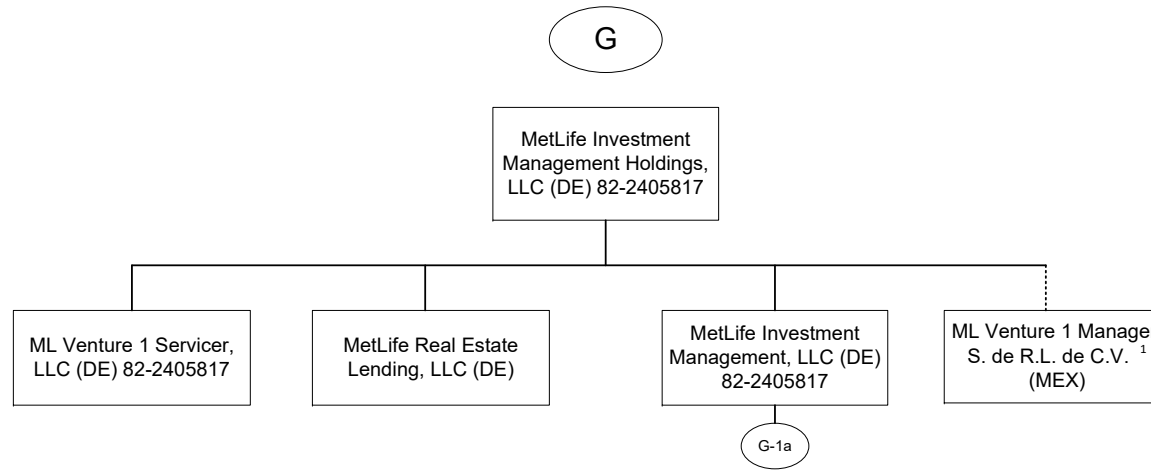


1 99.997% is held by MetLife Chile Inversiones Limitada and .003% by International Technical and Advisory Services Limited.  
 2 99.9% is held by MetLife Chile Seguros de Vida S.A. and 0.1% by MetLife Chile Inversiones Limitada.  
 3 99.99% of MetLife Chile Seguros Generales, S.A. is owned by MetLife Chile Inversiones Limitada and 0.01% by Inversiones MetLife Holdco Dos Limitada.  
 4 97.13% of Inversiones MetLife Holdco Tres Limitada is owned by MetLife Chile Inversiones Limitada and 2.87% is owned by Inversiones MetLife Holdco Dos Limitada.

5 42.3815% of AFP Provida S.A. is owned by Inversiones MetLife Holdco Dos Limitada, 42.3815% owned by Inversiones MetLife Holdco Tres Limitada and 10.9224% by MetLife Chile Inversiones Limitada and the remainder is owned by the public.  
 6 99.99% of Provida Internacional S.A. is owned by AFP Provida S.A. and .01% by MetLife Chile Inversiones Limitada.  
 7 99.9% of AFP Genesis Administradora de Fondos y Fidecomisos S.A. is owned by Provida Internacional S.A. and 0.1% by MetLife Chile Inversiones Limitada.

SCHEDULE Y - INFORMATION CONCERNING ACTIVITIES OF INSURER MEMBERS OF A HOLDING COMPANY GROUP

PART 1 - ORGANIZATIONAL CHART

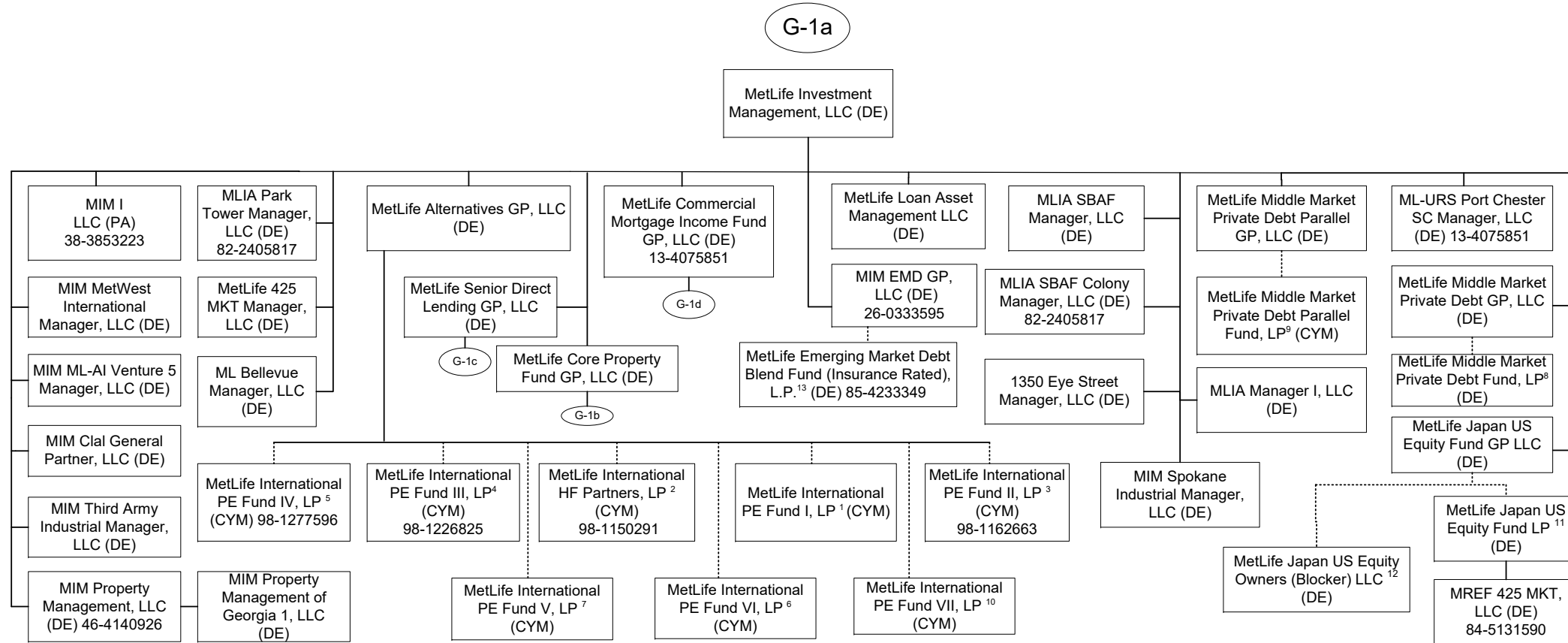


1. 99.9% of ML Venture1 Manager, S. de R.L. de C.V. is owned by MetLife Investment Management Holdings, LLC and 0.1% is owned by MetLife Investment Management Holdings (Ireland) Limited.

SCHEDULE Y - INFORMATION CONCERNING ACTIVITIES OF INSURER MEMBERS OF A HOLDING COMPANY GROUP

PART 1 - ORGANIZATIONAL CHART

Q1.1.14



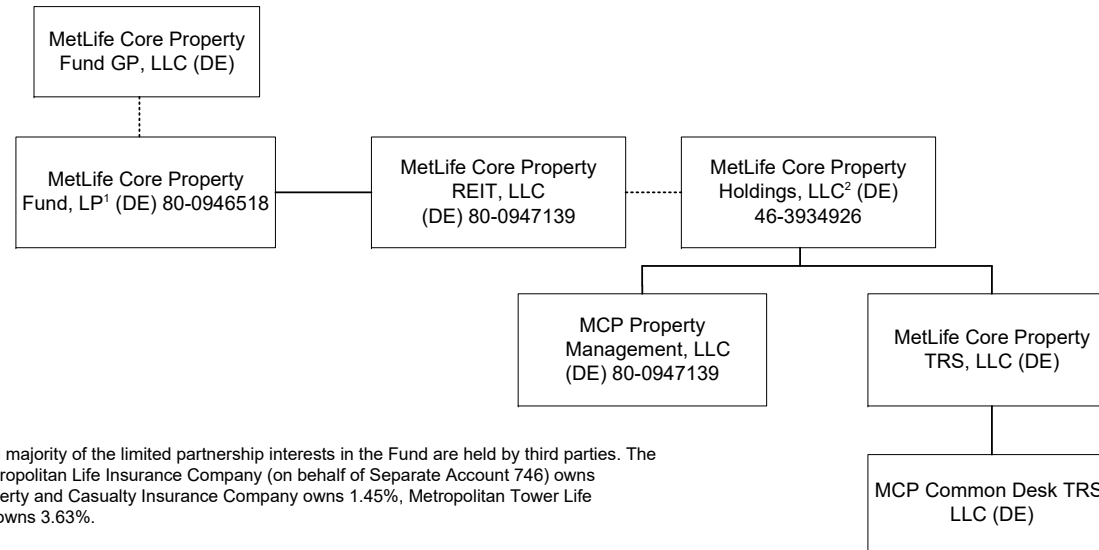
1 95.88% of the limited partnership interests of MetLife International PE Fund I, LP is owned by MetLife Insurance K.K. (Japan), and 4.12% is owned by MetLife Mexico S.A.  
 2 90.30% of the limited partnership interests of MetLife International HF Partners, LP is owned by MetLife Insurance K.K. (Japan) and 9.70% is owned by MetLife Insurance Company of Korea Limited.  
 3 97.90% of the limited partnership interest of MetLife International PE Fund II, LP is owned by MetLife Insurance K.K. (Japan) and 2.1% is owned by MetLife Mexico, S.A.  
 4 92.09% of the limited partnership interest of MetLife International PE Fund III, LP is owned by MetLife Insurance K.K. (Japan) and 7.91% is owned by MetLife Insurance Company of Korea Limited.  
 5 96.21% of the limited partnership interests of MetLife International PE Fund IV, LP is owned by MetLife Insurance K.K. (Japan) 3.79% is owned by MetLife Insurance Company of Korea Limited.  
 6 96.53% of the limited partnership interests of MetLife International PE Fund VI, LP entity is owned by MetLife Insurance K.K. (Japan) and 3.47% is owned by MetLife Insurance Company of Korea.

7 96.73% of the limited partnership interests of MetLife International PE Fund V, LP is owned by MetLife Insurance K.K. (Japan) and 3.27% is owned by MetLife Insurance Company of Korea.  
 8 MetLife Middle Market Private Debt, GP, LLC is the general partner of MetLife Middle Market Private Debt Fund, L.P. (the "Fund"). The following affiliates hold limited partnership interests in the Fund: 30.96% is held by MetLife Private Equity Holdings, LLC, 30.96% is held by Metropolitan Life Insurance Company, .99% is held by MetLife Middle Market Private Debt, GP, LLC. The remainder is held by a third party.  
 9 MetLife Middle Market Private Debt Parallel GP is the general partner of MetLife Middle Market Private Debt Parallel Fund, LP. The following affiliate holds a limited partnership interest in the Fund: MetLife Insurance K.K. (Japan) (100%).  
 10 MetLife Alternatives GP, LLC is the general partner of MetLife International PE Fund VII, LP. MetLife Insurance K.K. (Japan) is the sole limited partner.  
 11 MetLife Japan US Equity Fund GP, LLC is general partner of MetLife Japan US Equity Fund LP ("Fund"). The following affiliates hold a limited partnership interest in the Fund LP: 51% is owned by MetLife Japan US Equity Owners LLC and 49% by MetLife Japan US Equity Owners (Blocker).  
 12 MetLife Japan US Equity Fund GP, LLC is the manager of MetLife Japan US Equity Owners (Blocker) LLC. MetLife Insurance K.K. (Japan) is the sole member.  
 13 The following affiliates hold limited partnership interests in the Fund: Metropolitan Life Insurance Company (100%).

SCHEDULE Y - INFORMATION CONCERNING ACTIVITIES OF INSURER MEMBERS OF A HOLDING COMPANY GROUP

PART 1 - ORGANIZATIONAL CHART

G-1b

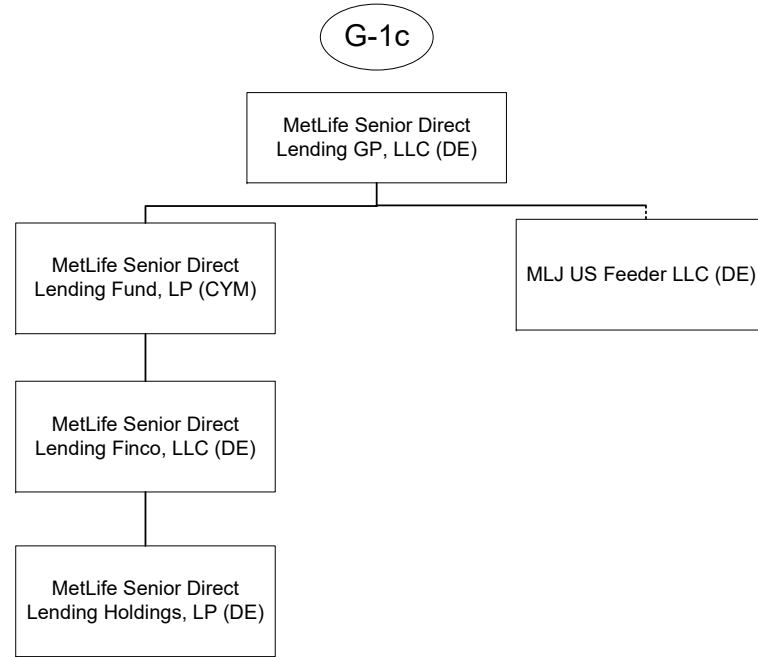


- 1 MetLife Core Property Fund GP, LLC is the general partner of MetLife Core Property Fund, LP (the "Fund"). A substantial majority of the limited partnership interests in the Fund are held by third parties. The following affiliates hold limited partnership interests in the Fund: Metropolitan Life Insurance Company owns 12.85%, Metropolitan Life Insurance Company (on behalf of Separate Account 746) owns 2.07%, MetLife Insurance Company of Korea Limited owns 1.54%, MetLife Insurance KK owns 6.98%, Metropolitan Property and Casualty Insurance Company owns 1.45%, Metropolitan Tower Life Insurance Company owns 0.04% and Metropolitan Tower Life Insurance Company (on behalf of Separate Account 152) owns 3.63%.
- 2 MetLife Core Property Holdings, LLC also holds, directly or indirectly, the following limited liability companies (indirect ownership indicated in parenthesis): MCP Alley24 East, LLC; MCP Foxborough, LLC (100%); MCP One Westside, LLC; MCP 7 Riverway, LLC; MCPF Acquisition, LLC; MCP SoCal Industrial – Springdale, LLC; MCP SoCal Industrial – Concourse, LLC; MCP SoCal Industrial – Kellwood, LLC; MCP SoCal Industrial – Redondo, LLC; MCP SoCal Industrial – Fullerton, LLC; MCP SoCal Industrial – Loker, LLC; MCP Paragon Point, LLC; MCP 4600 South Syracuse, LLC; MCP The Palms at Doral, LLC; MCP Waterford Atrium, LLC; MCP EnV Chicago, LLC; MCP 1900 McKinney, LLC; MCP 550 West Washington, LLC; MCP 3040 Post Oak, LLC; MCP Plaza at Legacy, LLC; MCP SoCal Industrial – LAX, LLC; MCP SoCal Industrial - Anaheim, LLC; MCP SoCal Industrial - Canyon, LLC; MCP SoCal Industrial – Bernardo, LLC; MCP Ashton South End, LLC; MCP Lodge At Lakecrest, LLC; MCP Main Street Village, LLC; MCP Trimble Campus, LLC; MCP Stateline, LLC; MCP Highland Park Lender, LLC; MCP Buford Logistics Center Bldg B, LLC; MCP 22745 & 22755 Relocation Drive, LLC; MCP 9020 Murphy Road, LLC; MCP Northyards Holdco, LLC; MCP Northyards Owner, LLC (100%); MCP Northyards Master Lessee, LLC (100%); MCP VOA Holdings, LLC; MCP VOA I & III, LLC (100%); MCP VOA II, LLC (100%); MCP West Broad Marketplace, LLC; MCP Grapevine, LLC; MCP Union Row, LLC; MCP Fife Enterprise Center, LLC; MCP 2 Ames, LLC; MCP 2 Ames Two, LLC (100%); MCP 2 Ames One, LLC (100%); MCP 2 Ames Owner, LLC (100%); MCP 350 Rohlwing, LLC; MCP- Wellington, LLC; MCP Onyx, LLC; MCP Valley Forge, LLC; MCP Valley Forge Two, LLC (100%); MCP Valley Forge One, LLC (100%); MCP Valley Forge Owner, LLC; MCP MA Property REIT, LLC; MCPF- Needham, LLC (100%); MCP 60 11th Street Member, LLC; 60 11th Street, LLC (100%); MCP-English Village, LLC; MCP 100 Congress Member, LLC; Des Moines Creek Business Park Phase II, LLC (100%); MCP Magnolia Park Member, LLC; MCP Denver Pavilions Member, LLC; MCP Buford Logistics Center 2 Member, LLC; MCP Seattle Gateway Industrial 1, LLC; MCP 249 Industrial Business Park Member, LLC; MCP Seattle Gateway Industrial II, LLC; MCP Seventh and Osborn Retail Member, LLC; MCP Astor at Osborn, LLC; MCP Block 23 Member, LLC; MCP Burnside Member, LLC; MCP Vance Jackson, LLC; MCP Mountain Technology Center Member TRS, LLC; MCP Vineyard Avenue Member, LLC; MCP 93 Red River Member, LLC; MCP Frisco Office, LLC; MCP Center Avenue Industrial Member, LLC; MCP 220 York, LLC; MCP 1500 Michael, LLC; MCP Sleepy Hollow Member, LLC; MCP Clawiter Innovation Member, LLC; MCP Hub I, LLC; MCP Hub I Property, LLC (100%); MCP Shakopee, LLC; MCP Bradford, LLC; MCP Dillon, LLC; MCP Dillon Residential, LLC; MCP Optimist Park Member, LLC.



SCHEDULE Y - INFORMATION CONCERNING ACTIVITIES OF INSURER MEMBERS OF A HOLDING COMPANY GROUP

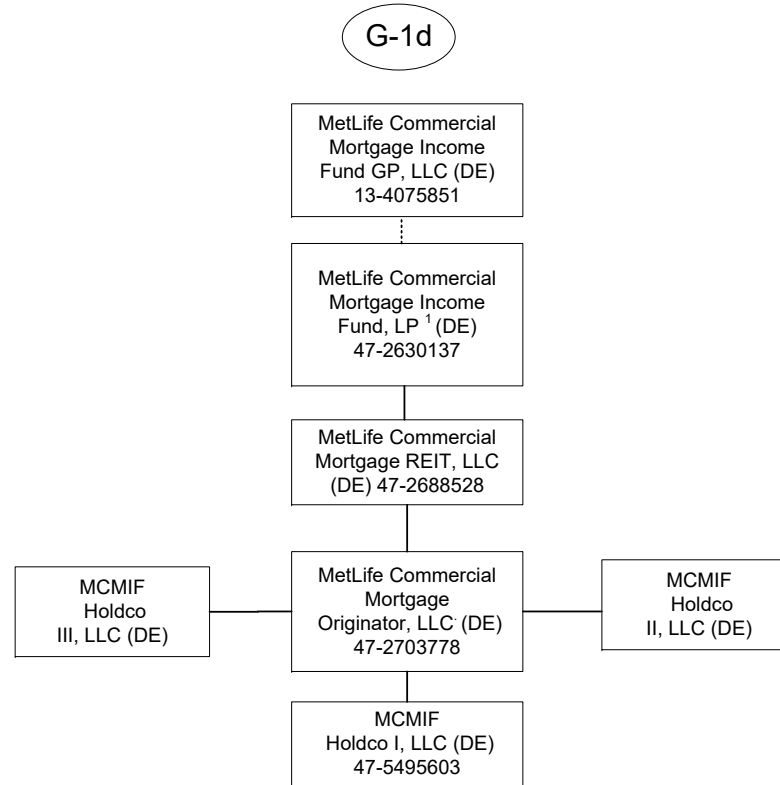
PART 1 - ORGANIZATIONAL CHART



1. MetLife Senior Direct Lending GP, LLC is the Manager of MLJ US Feeder LLC. MetLife Insurance K.K. is the sole member

SCHEDULE Y - INFORMATION CONCERNING ACTIVITIES OF INSURER MEMBERS OF A HOLDING COMPANY GROUP

PART 1 - ORGANIZATIONAL CHART

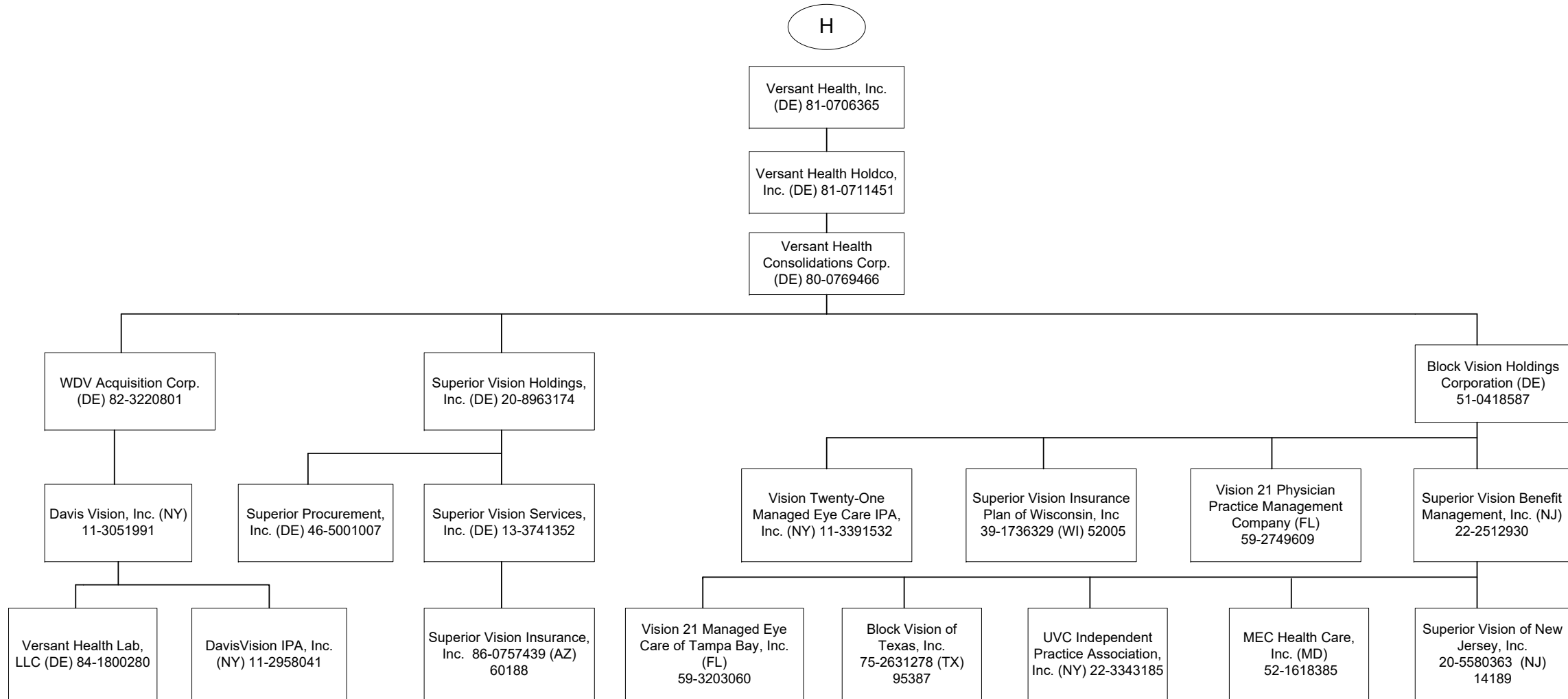


1 MetLife Commercial Mortgage Income Fund GP, LLC is the general partner of MetLife Commercial Mortgage Income Fund, LP (the "Fund"). A majority of the limited partnership interests in the Fund are held by third parties. The following affiliates hold limited partnership interests in the Fund: Metropolitan Life Insurance Company owns 32.15%, MetLife Insurance Company of Korea, Limited. owns 1.44%, and Metropolitan Tower Life Insurance Company owns 3.68%.

SCHEDULE Y - INFORMATION CONCERNING ACTIVITIES OF INSURER MEMBERS OF A HOLDING COMPANY GROUP

PART 1 - ORGANIZATIONAL CHART

Q11.18



SCHEDULE Y - INFORMATION CONCERNING ACTIVITIES OF INSURER MEMBERS OF A HOLDING COMPANY GROUP

PART 1 - ORGANIZATIONAL CHART

1) The voting securities (excluding directors' qualifying shares, if any) of each subsidiary shown on the organizational chart are 100% owned by their respective parent corporation, unless otherwise indicated.

2) The Metropolitan Money Market Pool and MetLife Intermediate Income Pool are pass-through investments pools, of which Metropolitan Life Insurance Company and/or its subsidiaries and/or affiliates are general partners.

3) The MetLife, Inc. organizational chart does not include real estate joint ventures and partnerships of which MetLife, Inc. and/or its subsidiaries is an investment partner. In addition, certain inactive subsidiaries have also been omitted.

4) MetLife Services EEIG is a cost-sharing mechanism used in European Union for European Union-affiliated members.

**SCHEDULE Y**

**PART 1A - DETAIL OF INSURANCE HOLDING COMPANY SYSTEM**

1	2	3	4	5	6	7	8	9	10	11	12	13	14	15	16
Group Code	Group Name	NAIC Company Code	ID Number	Federal RSSD	CIK	Name of Securities Exchange if Publicly Traded (U.S. or International)	Names of Parent, Subsidiaries or Affiliates	Domiciliary Location	Relationship to Reporting Entity	Directly Controlled by (Name of Entity/Person)	Type of Control (Ownership Board, Management, Attorney-in-Fact, Influence, Other)	If Control is Ownership Provide Percentage	Ultimate Controlling Entity(ies)/Person(s)	Is an SCA Filing Required? (Y/N)	*
<b>Members</b>															
0241	MetLife.....		13-4075851..	2945824	1099219	NYSE, ISE.....	MetLife, Inc.....	DE.....	UDP.....	Board of Directors.....	Board of Directors		Board of Directors.....	..Y.....	
0241	MetLife.....		20-5894439..	3373639			MetLife Global, Inc.....	DE.....	NIA.....	MetLife, Inc.....	Ownership.....	100.000	MetLife, Inc.....	..N.....	
0241	MetLife.....		20-1360022..				MetLife Pet Insurance Solutions LLC.....	KY.....	NIA.....	MetLife, Inc.....	Ownership.....	100.000	MetLife, Inc.....	..N.....	
0241	MetLife.....			4189837			Inversiones MetLife Holdco Dos Limitada (Chile).....	CHL.....	NIA.....	MetLife International Holdings, LLC.....	Ownership.....	0.001	MetLife, Inc.....	..N.....	
0241	MetLife.....			4189837			Inversiones MetLife Holdco Dos Limitada (Chile).....	CHL.....	NIA.....	Natloportem Holdings, LLC.....	Ownership.....		MetLife, Inc.....	..N.....	
0241	MetLife.....			4189837			Inversiones MetLife Holdco Dos Limitada (Chile).....	CHL.....	NIA.....	MetLife, Inc.....	Ownership.....	99.999	MetLife, Inc.....	..N.....	
0241	MetLife.....		98-1099650..				MetLife Global Benefits, Ltd.....	CYM.....	IA.....	MetLife, Inc.....	Ownership.....	100.000	MetLife, Inc.....	..N.....	
0241	MetLife.....		36-3665871..	3165900			Cova Life Management Company.....	DE.....	NIA.....	MetLife, Inc.....	Ownership.....	100.000	MetLife, Inc.....	..N.....	
0241	MetLife.....		20-5707084..	3817825			MetLife Services and Solutions, LLC.....	DE.....	NIA.....	MetLife Group, Inc.....	Ownership.....	100.000	MetLife, Inc.....	..N.....	
0241	MetLife.....			3818523			MetLife Solutions Pte. Ltd.....	SGP.....	NIA.....	MetLife Services and Solutions, LLC.....	Ownership.....	100.000	MetLife, Inc.....	..N.....	
0241	MetLife.....		98-0613376..	3818550			MetLife Global Operations Support Center Private Limited.....	IND.....	NIA.....	MetLife Solutions Pte. Ltd.....	Ownership.....	100.000	MetLife, Inc.....	..N.....	
0241	MetLife.....		98-0613376..	3818550			MetLife Global Operations Support Center Private Limited.....	IND.....	NIA.....	Natloportem Holdings, LLC.....	Ownership.....		MetLife, Inc.....	..N.....	
0241	MetLife.....			3818541			MetLife Services East Private Limited.....	IND.....	NIA.....	MetLife Solutions Pte. Ltd.....	Ownership.....	99.990	MetLife, Inc.....	..N.....	
0241	MetLife.....			3818541			MetLife Services East Private Limited.....	IND.....	NIA.....	Natloportem Holdings, LLC.....	Ownership.....	0.010	MetLife, Inc.....	..N.....	
0241	MetLife.....		22-3805708..	3302488			Newbury Insurance Company, Limited.....	DE.....	IA.....	MetLife, Inc.....	Ownership.....	100.000	MetLife, Inc.....	..N.....	
0241	MetLife.....		13-3179826..	3219782			MetLife Digital Ventures, Inc.....	DE.....	NIA.....	MetLife, Inc.....	Ownership.....	100.000	MetLife, Inc.....	..N.....	
0241	MetLife.....	13626..	20-5819518..	3921870			MetLife Reinsurance Company of Charleston.....	SC.....	IA.....	MetLife, Inc.....	Ownership.....	100.000	MetLife, Inc.....	..N.....	
0241	MetLife.....		26-6122204..	4254959			MetLife Capital Trust IV.....	DE.....	NIA.....	MetLife, Inc.....	Ownership.....	100.000	MetLife, Inc.....	..N.....	
0241	MetLife.....		27-0858844..	4278786			MetLife Home Loans LLC.....	DE.....	NIA.....	MetLife, Inc.....	Ownership.....	100.000	MetLife, Inc.....	..N.....	
0241	MetLife.....		75-2417735..	2602211			Federal Flood Certification LLC.....	TX.....	NIA.....	MetLife, Inc.....	Ownership.....	100.000	MetLife, Inc.....	..N.....	
0241	MetLife.....		55-0790010..	3165807			MetLife Group, Inc.....	NY.....	NIA.....	MetLife, Inc.....	Ownership.....	100.000	MetLife, Inc.....	..N.....	
0241	MetLife.....		20-4607161..				MetLife European Holdings, LLC.....	DE.....	NIA.....	MetLife, Inc.....	Ownership.....	100.000	MetLife, Inc.....	..N.....	
0241	MetLife.....	13092..	26-1511401..	4300892			MetLife Reinsurance Company of Vermont.....	VT.....	IA.....	MetLife, Inc.....	Ownership.....	100.000	MetLife, Inc.....	..N.....	
0241	MetLife.....	62634..	51-0104167..	4255107			Delaware American Life Insurance Company.....	DE.....	IA.....	MetLife, Inc.....	Ownership.....	100.000	MetLife, Inc.....	..N.....	
0241	MetLife.....		27-1206753..				MetLife Consumer Services, Inc.....	DE.....	NIA.....	MetLife, Inc.....	Ownership.....	100.000	MetLife, Inc.....	..N.....	
0241	MetLife.....		81-2253384..				MetLife Insurance Brokerage, Inc.....	NY.....	NIA.....	MetLife, Inc.....	Ownership.....	100.000	MetLife, Inc.....	..N.....	
0241	MetLife.....		95-3947585..	3166064			MetLife Investors Group, LLC.....	DE.....	NIA.....	MetLife, Inc.....	Ownership.....	100.000	MetLife, Inc.....	..N.....	
0241	MetLife.....		43-1906210..	3373563	1130412		MetLife Investments Securities LLC (DE).....	DE.....	NIA.....	MetLife Investors Group, LLC.....	Ownership.....	100.000	MetLife, Inc.....	..N.....	
0241	MetLife.....		43-1906210..				MetLife Investors Distribution Company.....	MO.....	NIA.....	MetLife Investors Group, LLC.....	Ownership.....	100.000	MetLife, Inc.....	..N.....	
0241	MetLife.....	65978..	13-5581829..	1583845	937834		Metropolitan Life Insurance Company.....	NY.....	IA.....	MetLife, Inc.....	Ownership.....	100.000	MetLife, Inc.....	..N.....	

Q12

**SCHEDULE Y**

**PART 1A - DETAIL OF INSURANCE HOLDING COMPANY SYSTEM**

1	2	3	4	5	6	7	8	9	10	11	12	13	14	15	16
Group Code	Group Name	NAIC Company Code	ID Number	Federal RSSD	CIK	Name of Securities Exchange if Publicly Traded (U.S. or International)	Names of Parent, Subsidiaries or Affiliates	Domiciliary Location	Relationship to Reporting Entity	Directly Controlled by (Name of Entity/Person)	Type of Control (Ownership Board, Management, Attorney-in-Fact, Influence, Other)	If Control is Ownership Provide Percentage	Ultimate Controlling Entity(ies)/Person(s)	Is an SCA Filing Required? (Y/N)	*
0241	MetLife.....		20-2985998..				500 Grant Street GP, LLC.....	DE.....	NIA.....	Metropolitan Life Insurance Company.....	Ownership.....	100.000	MetLife, Inc.....	N.....	
0241	MetLife.....			1584785			500 Grant Street Associates Limited Partnership	CT.....	NIA.....	500 Grant Street GP LLC.....	Management.....		MetLife, Inc.....	N.....	
0241	MetLife.....		22-3140349..				MetLife Retirement Services LLC.....	NJ.....	NIA.....	Metropolitan Life Insurance Company.....	Ownership.....	100.000	MetLife, Inc.....	N.....	
0241	MetLife.....		90-0703980..				MLIC CB Holdings LLC.....	DE.....	NIA.....	Metropolitan Life Insurance Company.....	Management.....		MetLife, Inc.....	N.....	
0241	MetLife.....						ML Clal Member, LLC.....	DE.....	NIA.....	Metropolitan Life Insurance Company.....	Ownership.....	100.000	MetLife, Inc.....	N.....	
0241	MetLife.....		46-0800386..				CC Holdco Manager, LLC.....	DE.....	NIA.....	Metropolitan Life Insurance Company.....	Ownership.....	100.000	MetLife, Inc.....	N.....	
0241	MetLife.....						Euro CL Investments LLC.....	DE.....	NIA.....	Metropolitan Life Insurance Company.....	Ownership.....	100.000	MetLife, Inc.....	N.....	
0241	MetLife.....		13-5581829..				1001 Properties, LLC.....	DE.....	NIA.....	Metropolitan Life Insurance Company.....	Ownership.....	100.000	MetLife, Inc.....	N.....	
0241	MetLife.....		26-0291767..				6104 Hollywood, LLC.....	DE.....	NIA.....	Metropolitan Life Insurance Company.....	Ownership.....	100.000	MetLife, Inc.....	N.....	
0241	MetLife.....						The Building at 575 Fifth Avenue Mezzanine LLC	DE.....	NIA.....	Metropolitan Life Insurance Company.....	Ownership.....	100.000	MetLife, Inc.....	N.....	
0241	MetLife.....						The Building at 575 Fifth Retail Holding LLC.....	DE.....	NIA.....	The Building at 575 Fifth Avenue Mezzanine LLC	Ownership.....	100.000	MetLife, Inc.....	N.....	
0241	MetLife.....						The Building at 575 Fifth Retail Owner LLC.....	DE.....	NIA.....	The Building at 575 Fifth Retail Holding LLC.....	Ownership.....	100.000	MetLife, Inc.....	N.....	
0241	MetLife.....		98-1107266..				Met Canada Solar ULC.....	CAN.....	NIA.....	MetLife Capital, Limited Partnership.....	Ownership.....	100.000	MetLife, Inc.....	N.....	
0241	MetLife.....		86-1176467..				MEX DF Properties, LLC.....	DE.....	NIA.....	Metropolitan Life Insurance Company.....	Ownership.....	100.000	MetLife, Inc.....	N.....	
0241	MetLife.....		13-5581829..				Met 1065 Hotel, LLC.....	DE.....	NIA.....	Metropolitan Life Insurance Company.....	Ownership.....	100.000	MetLife, Inc.....	N.....	
0241	MetLife.....		55-0891973..				Corporate Real Estate Holdings, LLC.....	DE.....	NIA.....	Metropolitan Life Insurance Company.....	Ownership.....	100.000	MetLife, Inc.....	N.....	
0241	MetLife.....		13-5581829..				WFP 1000 Holding Company GP, LLC.....	DE.....	NIA.....	Metropolitan Life Insurance Company.....	Ownership.....	100.000	MetLife, Inc.....	N.....	
0241	MetLife.....		13-5581829..				MTU Hotel Owner, LLC.....	DE.....	NIA.....	Metropolitan Life Insurance Company.....	Ownership.....	100.000	MetLife, Inc.....	N.....	
0241	MetLife.....						ML Bellevue Member, LLC.....	DE.....	NIA.....	Metropolitan Life Insurance Company.....	Ownership.....	100.000	MetLife, Inc.....	N.....	
0241	MetLife.....		84-1717470..				MSV Irvine Property, LLC.....	DE.....	NIA.....	Metropolitan Life Insurance Company.....	Management.....		MetLife, Inc.....	N.....	
0241	MetLife.....		13-3619870..				23rd Street Investments, Inc.....	DE.....	NIA.....	Metropolitan Life Insurance Company.....	Ownership.....	100.000	MetLife, Inc.....	Y.....	
0241	MetLife.....		06-1193029..				MetLife Capital Credit L.P.....	DE.....	NIA.....	23rd Street Investments, Inc.....	Management.....		MetLife, Inc.....	N.....	
0241	MetLife.....		91-1273824..	4600453			MetLife Capital, Limited Partnership.....	DE.....	NIA.....	23rd Street Investments, Inc.....	Management.....		MetLife, Inc.....	N.....	
0241	MetLife.....						Long Island Solar Farm, LLC.....	DE.....	NIA.....	MetLife Capital, Limited Partnership.....	Management.....		MetLife, Inc.....	N.....	
0241	MetLife.....		43-1822723..	4275507			Missouri Reinsurance, Inc.....	CYM.....	IA.....	Metropolitan Life Insurance Company.....	Ownership.....	100.000	MetLife, Inc.....	Y.....	
0241	MetLife.....		13-3237278..				MetLife Holdings, Inc.....	DE.....	NIA.....	Metropolitan Life Insurance Company.....	Ownership.....	100.000	MetLife, Inc.....	Y.....	
0241	MetLife.....		13-3237275..				MetLife Credit Corp.....	DE.....	NIA.....	MetLife Holdings, Inc. (DE).....	Ownership.....	100.000	MetLife, Inc.....	N.....	
0241	MetLife.....		13-3237277..				MetLife Funding, Inc.....	DE.....	NIA.....	MetLife Holdings, Inc. (DE).....	Ownership.....	100.000	MetLife, Inc.....	N.....	
0241	MetLife.....		46-5563450..				Buford Logistics Center, LLC.....	DE.....	NIA.....	Metropolitan Life Insurance Company.....	Ownership.....	100.000	MetLife, Inc.....	N.....	
0241	MetLife.....		13-3170235..				Metropolitan Tower Realty Company, Inc.....	DE.....	NIA.....	Metropolitan Life Insurance Company.....	Ownership.....	100.000	MetLife, Inc.....	Y.....	
0241	MetLife.....		01-0855028..				Midtown Heights, LLC.....	DE.....	NIA.....	Metropolitan Life Insurance Company.....	Ownership.....	100.000	MetLife, Inc.....	N.....	
0241	MetLife.....		43-6026902..				White Oak Royalty Company.....	OK.....	NIA.....	Metropolitan Life Insurance Company.....	Ownership.....	100.000	MetLife, Inc.....	Y.....	
0241	MetLife.....						Plaza Drive Properties, LLC.....	DE.....	NIA.....	Metropolitan Life Insurance Company.....	Ownership.....	100.000	MetLife, Inc.....	N.....	
0241	MetLife.....		26-2853672..				MLIC Asset Holdings LLC.....	DE.....	NIA.....	Metropolitan Life Insurance Company.....	Management.....		MetLife, Inc.....	N.....	

Q12.1

**SCHEDULE Y**

**PART 1A - DETAIL OF INSURANCE HOLDING COMPANY SYSTEM**

1	2	3	4	5	6	7	8	9	10	11	12	13	14	15	16
Group Code	Group Name	NAIC Company Code	ID Number	Federal RSSD	CIK	Name of Securities Exchange if Publicly Traded (U.S. or International)	Names of Parent, Subsidiaries or Affiliates	Domiciliary Location	Relationship to Reporting Entity	Directly Controlled by (Name of Entity/Person)	Type of Control (Ownership Board, Management, Attorney-in-Fact, Influence, Other)	If Control is Ownership Provide Percentage	Ultimate Controlling Entity(ies)/Person(s)	Is an SCA Filing Required? (Y/N)	*
0241	MetLife.....		36-4197196..				MetLife Properties Ventures, LLC.....	DE.....	NIA.....	Metropolitan Life Insurance Company.....	Ownership.....	100.000	MetLife, Inc.....	N.....	
0241	MetLife.....		22-2375428..				Transmountain Land & Livestock Company.....	MT.....	NIA.....	Metropolitan Life Insurance Company.....	Ownership.....	100.000	MetLife, Inc.....	Y.....	
0241	MetLife.....		34-1650967..				MetLife Legal Plans, Inc.....	DE.....	NIA.....	Metropolitan Life Insurance Company.....	Ownership.....	100.000	MetLife, Inc.....	Y.....	
0241	MetLife.....		34-1631590..				MetLife Legal Plans of Florida, Inc.....	FL.....	NIA.....	MetLife Legal Plans, Inc.....	Ownership.....	100.000	MetLife, Inc.....	N.....	
0241	MetLife.....		86-1794197..				1350 Eye Street Owner LLC.....	DE.....	NIA.....	Metropolitan Life Insurance Company.....	Ownership.....	100.000	MetLife, Inc.....	N.....	
0241	MetLife.....						ML Spokane Industrial Member, LLC.....	DE.....	NIA.....	Metropolitan Life Insurance Company.....	Ownership.....	100.000	MetLife, Inc.....	N.....	
0241	MetLife.....		13-4047186..				MetLife Tower Resources Group, Inc.....	DE.....	NIA.....	Metropolitan Life Insurance Company.....	Ownership.....	100.000	MetLife, Inc.....	Y.....	
0241	MetLife.....		26-0404927..				Housing Fund Manager, LLC.....	DE.....	NIA.....	Metropolitan Life Insurance Company.....	Ownership.....	100.000	MetLife, Inc.....	N.....	
0241	MetLife.....		26-0405155..				MTC Fund I, LLC.....	DE.....	NIA.....	Housing Fund Manager, LLC.....	Management.....		MetLife, Inc.....	N.....	
0241	MetLife.....		13-5581829..				MTC Fund II, LLC.....	DE.....	NIA.....	Housing Fund Manager, LLC.....	Management.....		MetLife, Inc.....	N.....	
0241	MetLife.....		14-2013939..	3727429			MTC Fund III, LLC.....	DE.....	NIA.....	Housing Fund Manager, LLC.....	Management.....		MetLife, Inc.....	N.....	
0241	MetLife.....			4254454			St. James Fleet Investments Two Limited.....	CYM.....	NIA.....	Metropolitan Life Insurance Company.....	Ownership.....	100.000	MetLife, Inc.....	Y.....	
0241	MetLife.....		98-0391368..	4254520			OMI MLIC Investments Limited.....	CYM.....	NIA.....	St. James Fleet Investments Two Limited.....	Ownership.....	100.000	MetLife, Inc.....	N.....	
0241	MetLife.....				1719327		MetLife Securitization Depositor LLC.....	DE.....	NIA.....	Metropolitan Life Insurance Company.....	Ownership.....	100.000	MetLife, Inc.....	N.....	
0241	MetLife.....		13-5581829..				MetLife Member Solaire LLC.....	DE.....	NIA.....	Metropolitan Life Insurance Company.....	Ownership.....	100.000	MetLife, Inc.....	N.....	
0241	MetLife.....		06-1535895..				PREFCO Fourteen, LLC.....	DE.....	NIA.....	Metropolitan Life Insurance Company.....	Ownership.....	100.000	MetLife, Inc.....	N.....	
0241	MetLife.....		83-4691824..				MFA Financing Vehicle CTR1, LLC.....	DE.....	NIA.....	Metropolitan Life Insurance Company.....	Ownership.....	100.000	MetLife, Inc.....	N.....	
0241	MetLife.....		82-5393412..				Pacific Logistics Industrial South, LLC.....	DE.....	NIA.....	Metropolitan Life Insurance Company.....	Ownership.....	100.000	MetLife, Inc.....	N.....	
0241	MetLife.....		30-0777814..				Marketplace Residences, LLC.....	DE.....	NIA.....	Metropolitan Life Insurance Company.....	Ownership.....	100.000	MetLife, Inc.....	N.....	
0241	MetLife.....		27-0226554..	4600435			MLIC Asset Holdings II LLC.....	DE.....	NIA.....	Metropolitan Life Insurance Company.....	Management.....		MetLife, Inc.....	N.....	
0241	MetLife.....						MetLife RC SF Member, LLC.....	DE.....	NIA.....	Metropolitan Life Insurance Company.....	Ownership.....	100.000	MetLife, Inc.....	N.....	
0241	MetLife.....		46-3608641..				ML Swan Mezz, LLC.....	DE.....	NIA.....	Metropolitan Life Insurance Company.....	Ownership.....	100.000	MetLife, Inc.....	N.....	
0241	MetLife.....		46-3589015..				ML Swan GP, LLC.....	DE.....	NIA.....	ML Swan Mezz, LLC.....	Ownership.....	100.000	MetLife, Inc.....	N.....	
0241	MetLife.....		46-3616798..				ML Dolphin Mezz, LLC.....	DE.....	NIA.....	Metropolitan Life Insurance Company.....	Ownership.....	100.000	MetLife, Inc.....	N.....	
0241	MetLife.....		82-4889675..				ML Southlands Member, LLC.....	DE.....	NIA.....	Metropolitan Life Insurance Company.....	Management.....		MetLife, Inc.....	N.....	
0241	MetLife.....		83-2970698..				ML Port Chester SC Member, LLC.....	DE.....	NIA.....	Metropolitan Life Insurance Company.....	Management.....		MetLife, Inc.....	N.....	
0241	MetLife.....		82-4019470..				ML Cerritos TC Member, LLC.....	DE.....	NIA.....	Metropolitan Life Insurance Company.....	Management.....		MetLife, Inc.....	N.....	
0241	MetLife.....		82-5351346..				ML Sloan's Lake Member, LLC.....	DE.....	NIA.....	Metropolitan Life Insurance Company.....	Management.....		MetLife, Inc.....	N.....	
0241	MetLife.....						ML Sentinel Square Member, LLC.....	DE.....	NIA.....	Metropolitan Life Insurance Company.....	Ownership.....	100.000	MetLife, Inc.....	N.....	
0241	MetLife.....		46-3593573..				ML Dolphin GP, LLC.....	DE.....	NIA.....	ML Dolphin Mezz, LLC.....	Ownership.....	100.000	MetLife, Inc.....	N.....	
0241	MetLife.....						Haskell East Village, LLC.....	DE.....	NIA.....	Metropolitan Life Insurance Company.....	Ownership.....	100.000	MetLife, Inc.....	N.....	
0241	MetLife.....		46-3426206..				MetLife Cabo Hilton Member, LLC.....	DE.....	NIA.....	Metropolitan Life Insurance Company.....	Management.....		MetLife, Inc.....	N.....	
0241	MetLife.....		46-0803970..				MetLife CC Member, LLC.....	DE.....	NIA.....	Metropolitan Life Insurance Company.....	Management.....		MetLife, Inc.....	N.....	
0241	MetLife.....		80-0821598..				Oconee Hotel Company, LLC.....	DE.....	NIA.....	Metropolitan Life Insurance Company.....	Ownership.....	100.000	MetLife, Inc.....	N.....	
0241	MetLife.....		80-0823015..				Oconee Land Company, LLC.....	DE.....	NIA.....	Metropolitan Life Insurance Company.....	Ownership.....	100.000	MetLife, Inc.....	N.....	
0241	MetLife.....		80-0823413..				Oconee Land Development Company, LLC.....	DE.....	NIA.....	Oconee Land Company, LLC.....	Ownership.....	100.000	MetLife, Inc.....	N.....	

Q12.2

**SCHEDULE Y**

**PART 1A - DETAIL OF INSURANCE HOLDING COMPANY SYSTEM**

1	2	3	4	5	6	7	8	9	10	11	12	13	14	15	16
Group Code	Group Name	NAIC Company Code	ID Number	Federal RSSD	CIK	Name of Securities Exchange if Publicly Traded (U.S. or International)	Names of Parent, Subsidiaries or Affiliates	Domiciliary Location	Relationship to Reporting Entity	Directly Controlled by (Name of Entity/Person)	Type of Control (Ownership Board, Management, Attorney-in-Fact, Influence, Other)	If Control is Ownership Provide Percentage	Ultimate Controlling Entity(ies)/Person(s)	Is an SCA Filing Required? (Y/N)	*
0241	MetLife.....		90-0853553..				Oconee Golf Company, LLC.....	DE.....	NIA.....	Oconee Land Company, LLC.....	Ownership.....	100.000	MetLife, Inc.....	..N.....	
0241	MetLife.....		37-1694299..				Oconee Marina Company, LLC.....	DE.....	NIA.....	Oconee Land Company, LLC.....	Ownership.....	100.000	MetLife, Inc.....	..N.....	
0241	MetLife.....		46-2460801..				1201 TAB Manager, LLC.....	DE.....	NIA.....	Metropolitan Life Insurance Company.....	Ownership.....	100.000	MetLife, Inc.....	..N.....	
0241	MetLife.....		46-2460801..				MetLife 1201 TAB Member, LLC.....	DE.....	NIA.....	Metropolitan Life Insurance Company.....	Management.....		MetLife, Inc.....	..N.....	
0241	MetLife.....		46-2477278..				MetLife LHH Member, LLC.....	DE.....	NIA.....	Metropolitan Life Insurance Company.....	Management.....		MetLife, Inc.....	..N.....	
0241	MetLife.....						MetLife Ashton Austin Owner, LLC.....	DE.....	NIA.....	Metropolitan Life Insurance Company.....	Ownership.....	100.000	MetLife, Inc.....	..N.....	
0241	MetLife.....		13-5581829..				MetLife Acoma Owner, LLC.....	DE.....	NIA.....	Metropolitan Life Insurance Company.....	Ownership.....	100.000	MetLife, Inc.....	..N.....	
0241	MetLife.....						ML Matson Mills Member LLC.....	DE.....	NIA.....	Metropolitan Life Insurance Company.....	Ownership.....	100.000	MetLife, Inc.....	..N.....	
0241	MetLife.....						ML 300 Third Member LLC.....	DE.....	NIA.....	Metropolitan Life Insurance Company.....	Ownership.....	100.000	MetLife, Inc.....	..N.....	
0241	MetLife.....						1925 WJC Owner, LLC.....	DE.....	NIA.....	Metropolitan Life Insurance Company.....	Ownership.....	100.000	MetLife, Inc.....	..N.....	
0241	MetLife.....		26-1762232..				Boulevard Residential, LLC.....	DE.....	NIA.....	Metropolitan Life Insurance Company.....	Ownership.....	100.000	MetLife, Inc.....	..N.....	
0241	MetLife.....						MetLife Ontario Street Member, LLC.....	DE.....	NIA.....	Metropolitan Life Insurance Company.....	Ownership.....	100.000	MetLife, Inc.....	..N.....	
0241	MetLife.....		46-4158087..				MetLife 555 12th Member, LLC.....	DE.....	NIA.....	Metropolitan Life Insurance Company.....	Management.....		MetLife, Inc.....	..N.....	
0241	MetLife.....		82-3135079..				150 North Riverside PE Member, LLC.....	DE.....	NIA.....	Metropolitan Life Insurance Company.....	Management.....		MetLife, Inc.....	..N.....	
0241	MetLife.....		81-3382498..				MetLife ConSquare Member, LLC.....	DE.....	NIA.....	Metropolitan Life Insurance Company.....	Ownership.....	100.000	MetLife, Inc.....	..N.....	
0241	MetLife.....		46-4133357..				ML Bridgeside Apartments, LLC.....	DE.....	NIA.....	Metropolitan Life Insurance Company.....	Ownership.....	100.000	MetLife, Inc.....	..N.....	
0241	MetLife.....		46-4283517..				MetLife Camino Ramon Member, LLC.....	DE.....	NIA.....	Metropolitan Life Insurance Company.....	Management.....		MetLife, Inc.....	..N.....	
0241	MetLife.....		46-4705809..				MetLife CB W/A, LLC.....	DE.....	NIA.....	Metropolitan Life Insurance Company.....	Ownership.....	100.000	MetLife, Inc.....	..N.....	
0241	MetLife.....		46-4129811..				MetLife 425 MKT Member, LLC.....	DE.....	NIA.....	Metropolitan Life Insurance Company.....	Management.....		MetLife, Inc.....	..N.....	
0241	MetLife.....		13-5581829..				Southcreek Industrial Holdings. LLC.....	DE.....	NIA.....	Metropolitan Life Insurance Company.....	Ownership.....	100.000	MetLife, Inc.....	..N.....	
0241	MetLife.....		46-4229772..				MetLife THR Investor, LLC.....	DE.....	NIA.....	Metropolitan Life Insurance Company.....	Ownership.....	100.000	MetLife, Inc.....	..N.....	
0241	MetLife.....		13-5581829..				MCJV, LLC.....	DE.....	NIA.....	Metropolitan Life Insurance Company.....	Ownership.....	100.000	MetLife, Inc.....	..N.....	
0241	MetLife.....						MetLife OFC Member, LLC.....	DE.....	NIA.....	Metropolitan Life Insurance Company.....	Ownership.....	100.000	MetLife, Inc.....	..N.....	
0241	MetLife.....		46-4584166..				ML Southmore, LLC.....	DE.....	NIA.....	Metropolitan Life Insurance Company.....	Management.....		MetLife, Inc.....	..N.....	
0241	MetLife.....		13-5581829..				MetLife Private Equity Holdings, LLC.....	DE.....	NIA.....	MetLife SP Holdings, LLC.....	Ownership.....	100.000	MetLife, Inc.....	..N.....	
0241	MetLife.....		20-8254446..				10700 Wilshire, LLC.....	DE.....	NIA.....	Metropolitan Life Insurance Company.....	Ownership.....	100.000	MetLife, Inc.....	..N.....	
0241	MetLife.....		47-3741955..				ML Mililani Member, LLC.....	DE.....	NIA.....	Metropolitan Life Insurance Company.....	Management.....		MetLife, Inc.....	..N.....	
0241	MetLife.....		47-5228317..				MCPP Owners, LLC.....	DE.....	NIA.....	Metropolitan Life Insurance Company.....	Management.....		MetLife, Inc.....	..N.....	
0241	MetLife.....		20-3700390..				Viridian Miracle Mile, LLC.....	DE.....	NIA.....	Metropolitan Life Insurance Company.....	Ownership.....	100.000	MetLife, Inc.....	..N.....	
0241	MetLife.....						ML-AI MetLife Member 5, LLC.....	DE.....	NIA.....	Metropolitan Life Insurance Company.....	Ownership.....	100.000	MetLife, Inc.....	..N.....	
0241	MetLife.....						MetLife Park Tower Member, LLC.....	DE.....	NIA.....	Metropolitan Life Insurance Company.....	Ownership.....	100.000	MetLife, Inc.....	..N.....	
0241	MetLife.....		47-5505232..				Park Tower REIT, Inc.....	DE.....	NIA.....	MetLife Park Tower Member, LLC.....	Ownership.....	100.000	MetLife, Inc.....	..N.....	
0241	MetLife.....		81-1408328..				Park Tower JV Member, LLC.....	DE.....	NIA.....	Park Tower REIT, Inc.....	Ownership.....	100.000	MetLife, Inc.....	..N.....	
0241	MetLife.....		82-1637862..				MetLife Chino Member, LLC.....	DE.....	NIA.....	Metropolitan Life Insurance Company.....	Ownership.....	100.000	MetLife, Inc.....	..N.....	
0241	MetLife.....		13-5581829..				MetLife Boro Station Member, LLC.....	DE.....	NIA.....	Metropolitan Life Insurance Company.....	Ownership.....	100.000	MetLife, Inc.....	..N.....	
0241	MetLife.....						ML One Bedminster, LLC.....	DE.....	NIA.....	Metropolitan Life Insurance Company.....	Ownership.....	100.000	MetLife, Inc.....	..N.....	

Q12.3



**SCHEDULE Y**

**PART 1A - DETAIL OF INSURANCE HOLDING COMPANY SYSTEM**

1	2	3	4	5	6	7	8	9	10	11	12	13	14	15	16
Group Code	Group Name	NAIC Company Code	ID Number	Federal RSSD	CIK	Name of Securities Exchange if Publicly Traded (U.S. or International)	Names of Parent, Subsidiaries or Affiliates	Domiciliary Location	Relationship to Reporting Entity	Directly Controlled by (Name of Entity/Person)	Type of Control (Ownership Board, Management, Attorney-in-Fact, Influence, Other)	If Control is Ownership Provide Percentage	Ultimate Controlling Entity(ies)/Person(s)	Is an SCA Filing Required? (Y/N)	*
0241	MetLife.....		83-2270141..				MMP Owners, LLC.....	DE.....	NIA.....	Metropolitan Life Insurance Company.....	Ownership.....	100.000	MetLife, Inc.....	..N.....	
0241	MetLife.....		13-5581829..				MetLife 8280 Member, LLC.....	DE.....	NIA.....	Metropolitan Life Insurance Company.....	Ownership.....	100.000	MetLife, Inc.....	..N.....	
0241	MetLife.....						MC Portfolio JV Member, LLC.....	DE.....	NIA.....	Metropolitan Life Insurance Company.....	Ownership.....	100.000	MetLife, Inc.....	..N.....	
0241	MetLife.....		13-5581829..				MMP Owners III, LLC.....	DE.....	NIA.....	Metropolitan Life Insurance Company.....	Ownership.....	100.000	MetLife, Inc.....	..N.....	
0241	MetLife.....						MetLife Multi-Family Partners III, LLC.....	DE.....	NIA.....	MMP Owners III, LLC.....	Ownership.....	100.000	MetLife, Inc.....	..N.....	
0241	MetLife.....		13-5581829..				MMP Holdings III, LLC.....	DE.....	NIA.....	MetLife Multi-Family Partners III, LLC.....	Ownership.....	100.000	MetLife, Inc.....	..N.....	
0241	MetLife.....		13-5581829..				MMP Cedar Street REIT, LLC.....	DE.....	NIA.....	MMP Holdings III, LLC.....	Ownership.....	100.000	MetLife, Inc.....	..N.....	
0241	MetLife.....		13-5581829..				MMP Cedar Street Owner, LLC.....	DE.....	NIA.....	MMP Cedar Street REIT, LLC.....	Ownership.....	100.000	MetLife, Inc.....	..N.....	
0241	MetLife.....		13-5581829..				MMP South Park REIT, LLC.....	DE.....	NIA.....	MMP Holdings III, LLC.....	Ownership.....	100.000	MetLife, Inc.....	..N.....	
0241	MetLife.....		13-5581829..				MMP South Park Owner, LLC.....	DE.....	NIA.....	MMP South Park REIT, LLC.....	Ownership.....	100.000	MetLife, Inc.....	..N.....	
0241	MetLife.....		13-5581829..				MMP Olivian REIT, LLC.....	DE.....	NIA.....	MMP Holdings III, LLC.....	Ownership.....	100.000	MetLife, Inc.....	..N.....	
0241	MetLife.....		13-5581829..				MMP Olivian Owner, LLC.....	DE.....	NIA.....	MMP Olivian REIT, LLC.....	Ownership.....	100.000	MetLife, Inc.....	..N.....	
0241	MetLife.....						MCRE Block 40, LP.....	DE.....	NIA.....	Metropolitan Life Insurance Company.....	Ownership.....	100.000	MetLife, Inc.....	..N.....	
0241	MetLife.....						MetLife Japan US Equity Owners LLC.....	DE.....	NIA.....	Metropolitan Life Insurance Company.....	Ownership.....	100.000	MetLife, Inc.....	..N.....	
0241	MetLife.....		13-5581829..				MetLife SP Holdings, LLC.....	DE.....	NIA.....	Metropolitan Life Insurance Company.....	Ownership.....	100.000	MetLife, Inc.....	..N.....	
0241	MetLife.....		47-2085444..				ML-AI MetLife Member 2, LLC.....	DE.....	NIA.....	Metropolitan Life Insurance Company.....	Management.....		MetLife, Inc.....	..N.....	
0241	MetLife.....						ML-AI MetLife Member 3, LLC.....	DE.....	NIA.....	Metropolitan Life Insurance Company.....	Ownership.....	100.000	MetLife, Inc.....	..N.....	
0241	MetLife.....						ML-AI MetLife Member 4, LLC.....	DE.....	NIA.....	Metropolitan Life Insurance Company.....	Management.....		MetLife, Inc.....	..N.....	
0241	MetLife.....		82-2216412..				White Tract II, LLC.....	DE.....	NIA.....	Metropolitan Life Insurance Company.....	Ownership.....	100.000	MetLife, Inc.....	..N.....	
0241	MetLife.....		81-0770888..				MetLife Treat Towers Member, LLC.....	DE.....	NIA.....	Metropolitan Life Insurance Company.....	Ownership.....	100.000	MetLife, Inc.....	..N.....	
0241	MetLife.....		46-4255167..				ML Terraces, LLC.....	DE.....	NIA.....	Metropolitan Life Insurance Company.....	Ownership.....	100.000	MetLife, Inc.....	..N.....	
0241	MetLife.....						MetLife 1007 Stewart, LLC.....	DE.....	NIA.....	Metropolitan Life Insurance Company.....	Ownership.....	100.000	MetLife, Inc.....	..N.....	
0241	MetLife.....						Chestnut Flats Wind, LLC.....	DE.....	NIA.....	Metropolitan Life Insurance Company.....	Ownership.....	100.000	MetLife, Inc.....	..N.....	
0241	MetLife.....		47-1256270..				MetLife OBS Member, LLC.....	DE.....	NIA.....	Metropolitan Life Insurance Company.....	Ownership.....	100.000	MetLife, Inc.....	..N.....	
0241	MetLife.....						MetLife FM Hotel Member, LLC.....	DE.....	NIA.....	Metropolitan Life Insurance Company.....	Ownership.....	100.000	MetLife, Inc.....	..N.....	
0241	MetLife.....						LHCW Holdings (U.S.) LLC.....	DE.....	NIA.....	MetLife FM Hotel Member, LLC.....	Ownership.....	100.000	MetLife, Inc.....	..N.....	
0241	MetLife.....						LHC Holdings (U.S.) LLC.....	DE.....	NIA.....	LHCW Holdings (U.S.) LLC.....	Ownership.....	100.000	MetLife, Inc.....	..N.....	
0241	MetLife.....						LHCW Hotel Holding (U.S.) LLC.....	DE.....	NIA.....	LHC Holdings (U.S.) LLC.....	Ownership.....	100.000	MetLife, Inc.....	..N.....	
0241	MetLife.....						LHCW Hotel Holding (2002) LLC.....	DE.....	NIA.....	LHCW Hotel Holding (U.S.) LLC.....	Ownership.....	100.000	MetLife, Inc.....	..N.....	
0241	MetLife.....						LHCW Hotel Operating Company (2002) LLC.....	DE.....	NIA.....	LHCW Hotel Holding (U.S.) LLC.....	Ownership.....	100.000	MetLife, Inc.....	..N.....	
0241	MetLife.....						MetLife HCMJV 1 GP, LLC.....	DE.....	NIA.....	Metropolitan Life Insurance Company.....	Ownership.....	100.000	MetLife, Inc.....	..N.....	
0241	MetLife.....						MetLife HCMJV 1 LP, LLC.....	DE.....	NIA.....	Metropolitan Life Insurance Company.....	Ownership.....	100.000	MetLife, Inc.....	..N.....	
0241	MetLife.....						ML Third Army Industrial Member, LLC.....	DE.....	NIA.....	Metropolitan Life Insurance Company.....	Ownership.....	100.000	MetLife, Inc.....	..N.....	
0241	MetLife.....		46-4196012..				ML-AI MetLife Member 1, LLC.....	DE.....	NIA.....	Metropolitan Life Insurance Company.....	Ownership.....	100.000	MetLife, Inc.....	..N.....	
0241	MetLife.....						Sino-US United MetLife Insurance Co. Ltd.....	CHN.....	IA.....	Metropolitan Life Insurance Company.....	Ownership.....	50.000	MetLife, Inc.....	..N.....	
0241	MetLife.....		84-4913232..				ML Armature Member, LLC.....	DE.....	NIA.....	Metropolitan Life Insurance Company.....	Management.....		MetLife, Inc.....	..N.....	

Q12.4

**SCHEDULE Y**

**PART 1A - DETAIL OF INSURANCE HOLDING COMPANY SYSTEM**

1	2	3	4	5	6	7	8	9	10	11	12	13	14	15	16
Group Code	Group Name	NAIC Company Code	ID Number	Federal RSSD	CIK	Name of Securities Exchange if Publicly Traded (U.S. or International)	Names of Parent, Subsidiaries or Affiliates	Domiciliary Location	Relationship to Reporting Entity	Directly Controlled by (Name of Entity/Person)	Type of Control (Ownership Board, Management, Attorney-in-Fact, Influence, Other)	If Control is Ownership Provide Percentage	Ultimate Controlling Entity(ies)/Person(s)	Is an SCA Filing Required? (Y/N)	*
0241	MetLife.....	26298..	13-2725441..	....3219728	.....	.....	Metropolitan Property and Casualty Insurance Company	RI.....	RE.....	MetLife, Inc.....	Ownership.....	....100.000	MetLife, Inc.....	....N.....	.....
0241	MetLife.....	39950..	22-2342710..	.....	.....	.....	Metropolitan General Insurance Company.....	RI.....	DS.....	Metropolitan Property and Casualty Insurance Company	Ownership.....	....100.000	MetLife, Inc.....	....N.....	.....
0241	MetLife.....	40169..	05-0393243..	.....	.....	.....	Metropolitan Casualty Insurance Company.....	RI.....	DS.....	Metropolitan Property and Casualty Insurance Company	Ownership.....	....100.000	MetLife, Inc.....	....N.....	.....
0241	MetLife.....	25321..	23-1903575..	.....	.....	.....	Metropolitan Direct Property and Casualty Insurance Company	RI.....	DS.....	Metropolitan Property and Casualty Insurance Company	Ownership.....	....100.000	MetLife, Inc.....	....N.....	.....
0241	MetLife.....	22926..	36-1022580..	.....	.....	.....	Economy Fire & Casualty Company.....	IL.....	DS.....	Metropolitan Property and Casualty Insurance Company	Ownership.....	....100.000	MetLife, Inc.....	....N.....	.....
0241	MetLife.....	38067..	36-3027848..	.....	.....	.....	Economy Preferred Insurance Company.....	IL.....	DS.....	Economy Fire & Casualty Company.....	Ownership.....	....100.000	MetLife, Inc.....	....N.....	.....
0241	MetLife.....	40649..	36-3105737..	.....	.....	.....	Economy Premier Assurance Company.....	IL.....	DS.....	Economy Fire & Casualty Company.....	Ownership.....	....100.000	MetLife, Inc.....	....N.....	.....
0241	MetLife.....	.....	95-3003951..	.....	.....	.....	MetLife Auto & Home Insurance Agency, Inc.....	RI.....	DS.....	Metropolitan Property and Casualty Insurance Company	Ownership.....	....100.000	MetLife, Inc.....	....Y.....	.....
0241	MetLife.....	34339..	13-2915260..	.....	.....	.....	Metropolitan Group Property and Casualty Insurance Company	RI.....	DS.....	Metropolitan Property and Casualty Insurance Company	Ownership.....	....100.000	MetLife, Inc.....	....N.....	.....
0241	MetLife.....	.....	05-0476998..	.....	.....	.....	Metropolitan Lloyds, Inc.....	TX.....	DS.....	Metropolitan Property and Casualty Insurance Company	Ownership.....	....100.000	MetLife, Inc.....	....Y.....	.....
0241	MetLife.....	13938..	75-2483187..	.....	.....	.....	Metropolitan Lloyds Insurance Company of Texas	TX.....	DS.....	Metropolitan Lloyds, Inc.....	Attorney-in-fact.....	.....	MetLife, Inc.....	....N.....	.....
0241	MetLife.....	97136..	13-3114906..	....3219773	.....	.....	Metropolitan Tower Life Insurance Company.....	NE.....	IA.....	MetLife, Inc.....	Ownership.....	....100.000	MetLife, Inc.....	....N.....	.....
0241	MetLife.....	.....	38-4035918..	.....	.....	.....	MetLife Assignment Company, Inc (DE).....	DE.....	NIA.....	Metropolitan Tower Life Insurance Company..	Ownership.....	....100.000	MetLife, Inc.....	....Y.....	.....
0241	MetLife.....	.....	13-3114906..	.....	.....	.....	MTL Leasing, LLC.....	DE.....	NIA.....	Metropolitan Tower Life Insurance Company..	Ownership.....	....100.000	MetLife, Inc.....	....N.....	.....
0241	MetLife.....	.....	06-1535895..	.....	.....	.....	PREFCO XIV Holdings LLC.....	CT.....	NIA.....	MTL Leasing, LLC.....	Ownership.....	....100.000	MetLife, Inc.....	....N.....	.....
0241	MetLife.....	.....	52-1528581..	....3921834	....727303	.....	SafeGuard Health Enterprises, Inc.....	DE.....	NIA.....	MetLife, Inc.....	Ownership.....	....100.000	MetLife, Inc.....	....N.....	.....
0241	MetLife.....	14170..	33-0733552..	.....	.....	.....	MetLife Health Plans, Inc.....	NJ.....	NIA.....	SafeGuard Health Enterprises, Inc.....	Ownership.....	....100.000	MetLife, Inc.....	....N.....	.....
0241	MetLife.....	.....	95-2879515..	.....	.....	.....	SafeGuard Health Plans, Inc. (CA).....	CA.....	NIA.....	SafeGuard Health Enterprises, Inc.....	Ownership.....	....100.000	MetLife, Inc.....	....N.....	.....
0241	MetLife.....	79014..	33-0515751..	.....	.....	.....	SafeHealth Life Insurance Company.....	CA.....	NIA.....	SafeGuard Health Enterprises, Inc.....	Ownership.....	....100.000	MetLife, Inc.....	....N.....	.....
0241	MetLife.....	52009..	65-0073323..	.....	.....	.....	SafeGuard Health Plans, Inc. (FL).....	FL.....	NIA.....	SafeGuard Health Enterprises, Inc.....	Ownership.....	....100.000	MetLife, Inc.....	....N.....	.....
0241	MetLife.....	95051..	75-2046497..	.....	.....	.....	SafeGuard Health Plans, Inc. (TX).....	TX.....	NIA.....	SafeGuard Health Enterprises, Inc.....	Ownership.....	....100.000	MetLife, Inc.....	....N.....	.....
0241	MetLife.....	60690..	98-0000065..	....4247326	.....	.....	American Life Insurance Company .....	DE.....	IA.....	MetLife, Inc.....	Ownership.....	....100.000	MetLife, Inc.....	....N.....	.....
0241	MetLife.....	.....	.....	.....	.....	.....	BIDV MetLife Life Insurance Limited Liability Company	VNM.....	IA.....	American Life Insurance Company .....	Ownership.....	....60.610	MetLife, Inc.....	....N.....	.....
0241	MetLife.....	.....	AA-1580066..	.....	.....	.....	MetLife Insurance K.K. (Japan).....	JPN.....	IA.....	American Life Insurance Company.....	Ownership.....	....100.000	MetLife, Inc.....	....N.....	.....
0241	MetLife.....	.....	.....	.....	.....	.....	Fortissimo Co., Ltd.....	JPN.....	IA.....	MetLife Insurance K.K. (Japan).....	Ownership.....	....100.000	MetLife, Inc.....	....N.....	.....
0241	MetLife.....	.....	.....	....4250018	.....	.....	MetLife Life Insurance Company (Egypt).....	EGY.....	IA.....	MetLife Global Holding Company I GmbH (Swiss)	Ownership.....	....84.125	MetLife, Inc.....	....N.....	.....

Q12.5

**SCHEDULE Y**

**PART 1A - DETAIL OF INSURANCE HOLDING COMPANY SYSTEM**

1	2	3	4	5	6	7	8	9	10	11	12	13	14	15	16
Group Code	Group Name	NAIC Company Code	ID Number	Federal RSSD	CIK	Name of Securities Exchange if Publicly Traded (U.S. or International)	Names of Parent, Subsidiaries or Affiliates	Domiciliary Location	Relationship to Reporting Entity	Directly Controlled by (Name of Entity/Person)	Type of Control (Ownership Board, Management, Attorney-in-Fact, Influence, Other)	If Control is Ownership Provide Percentage	Ultimate Controlling Entity(ies)/Person(s)	Is an SCA Filing Required? (Y/N)	*
0241	MetLife.....		51-0205283..				International Technical and Advisory Services Limited	DE.....	NIA.....	American Life Insurance Company .....	Ownership.....	100.000	MetLife, Inc.....	Y.....	
0241	MetLife.....		02-0649743..				Borderland Investments Limited (USA-Delaware)	DE.....	NIA.....	American Life Insurance Company .....	Ownership.....	100.000	MetLife, Inc.....	Y.....	
0241	MetLife.....						ALICO Hellas Single Member Limited Liability Company (Greece)	GRC.....	NIA.....	Borderland Investments Limited (DE).....	Ownership.....	100.000	MetLife, Inc.....	N.....	
0241	MetLife.....		13-3912049..				ALICO Properties, Inc. (USA-Delaware).....	DE.....	NIA.....	American Life Insurance Company .....	Ownership.....	51.000	MetLife, Inc.....	Y.....	
0241	MetLife.....		13-3919049..				Global Properties, Inc. (USA-Delaware).....	DE.....	NIA.....	ALICO Properties, Inc.....	Ownership.....	100.000	MetLife, Inc.....	N.....	
0241	MetLife.....						MetLife Global Holding Company I GmbH (Swiss)	CHE.....	NIA.....	American Life Insurance Company.....	Ownership.....	100.000	MetLife, Inc.....	N.....	
0241	MetLife.....		13-3759652..	3166279			MetLife International Holdings, LLC.....	DE.....	NIA.....	MetLife Global Holding Company II GmbH (Swiss)	Ownership.....	100.000	MetLife, Inc.....	N.....	
0241	MetLife.....			4240907			MM Global Operations Support Center, S.A. de C.V.	MEX.....	NIA.....	MetLife Global Holding Company II GmbH (Swiss)	Ownership.....	100.000	MetLife, Inc.....	N.....	
0241	MetLife.....			4240907			MM Global Operations Support Center, S.A. de C.V.	MEX.....	NIA.....	MetLife Global Holding Company I GmbH (Swiss)	Ownership.....		MetLife, Inc.....	N.....	
0241	MetLife.....			4254995			Fundacion MetLife Mexico, A.C.....	MEX.....	NIA.....	MM Global Operations Support Center, S.A. de C.V., S.A. de C.V.	Ownership.....	100.000	MetLife, Inc.....	N.....	
0241	MetLife.....						MetLife Asia Services Sdn. Bhd.....	MYS.....	NIA.....	MetLife Global Holding Company II GmbH (Swiss)	Ownership.....	100.000	MetLife, Inc.....	N.....	
0241	MetLife.....		AA-1860015.				MetLife Emekliik ve Hayat A.S. (Turkey).....	TUR.....	IA.....	MetLife Global Holding Company II GmbH (Swiss)	Ownership.....	99.980	MetLife, Inc.....	N.....	
0241	MetLife.....			4250072			PJSC MetLife (Ukraine).....	UKR.....	IA.....	MetLife Global Holding Company II GmbH (Swiss)	Ownership.....	99.999	MetLife, Inc.....	N.....	
0241	MetLife.....			4250072			PJSC MetLife (Ukraine).....	UKR.....	IA.....	International Technical and Advisory Services Limited (DE)	Ownership.....	0.001	MetLife, Inc.....	N.....	
0241	MetLife.....			4250072			PJSC MetLife (Ukraine).....	UKR.....	IA.....	Borderland Investments Limited (DE).....	Ownership.....	0.001	MetLife, Inc.....	N.....	
0241	MetLife.....						MetLife Innovation Centre Limited.....	IRL.....	NIA.....	MetLife Global Holding Company II GmbH (Swiss)	Ownership.....	99.999	MetLife, Inc.....	N.....	
0241	MetLife.....						MetLife Asset Management Corp. (Japan).....	JPN.....	NIA.....	ALICO Operations, LLC (DE).....	Ownership.....	100.000	MetLife, Inc.....	N.....	
0241	MetLife.....			4251293			MetLife Seguros S.A. (Uruguay).....	URY.....	IA.....	ALICO Operations, LLC (DE).....	Ownership.....	100.000	MetLife, Inc.....	N.....	
0241	MetLife.....						MetLife Colombia Seguros de Vida S.A. (Columbia)	COL.....	IA.....	MetLife Global Holding Company II GmbH (Swiss)	Ownership.....	90.000	MetLife, Inc.....	N.....	
0241	MetLife.....						MetLife Colombia Seguros de Vida S.A. (Columbia)	COL.....	IA.....	MetLife Global Holding Company I GmbH (Swiss)	Ownership.....	10.000	MetLife, Inc.....	N.....	
0241	MetLife.....						MetLife Colombia Seguros de Vida S.A. (Columbia)	COL.....	IA.....	International Technical and Advisory Services Limited (DE)	Ownership.....		MetLife, Inc.....	N.....	

Q12.6

**SCHEDULE Y**

**PART 1A - DETAIL OF INSURANCE HOLDING COMPANY SYSTEM**

1	2	3	4	5	6	7	8	9	10	11	12	13	14	15	16
Group Code	Group Name	NAIC Company Code	ID Number	Federal RSSD	CIK	Name of Securities Exchange if Publicly Traded (U.S. or International)	Names of Parent, Subsidiaries or Affiliates	Domiciliary Location	Relationship to Reporting Entity	Directly Controlled by (Name of Entity/Person)	Type of Control (Ownership Board, Management, Attorney-in-Fact, Influence, Other)	If Control is Ownership Provide Percentage	Ultimate Controlling Entity(ies)/Person(s)	Is an SCA Filing Required? (Y/N)	*
0241	MetLife.....						MetLife Colombia Seguros de Vida S.A. (Columbia)	COL.....	IA.....	Borderland Investments Limited (DE).....	Ownership.....		MetLife, Inc.....	..N.....	
0241	MetLife.....						MetLife Colombia Seguros de Vida S.A. (Columbia)	COL.....	IA.....	Natloportem Holdings, LLC.....	Ownership.....		MetLife, Inc.....	..N.....	
0241	MetLife.....			4254445			MetLife Latin America Asesorias e Inversiones Limitada (Chile)	CHL.....	NIA.....	MetLife Investment Management Holdings (Ireland) Limited (Ireland)	Ownership.....	99.990	MetLife, Inc.....	..N.....	
0241	MetLife.....			4254445			MetLife Latin America Asesorias e Inversiones Limitada (Chile)	CHL.....	NIA.....	MetLife Global Holding Company II GmbH (Swiss)	Ownership.....	0.010	MetLife, Inc.....	..N.....	
0241	MetLife.....						MetLife Investment Management Europe Limited (Ireland)	IRL.....	NIA.....	MetLife Investment Management Holdings (Ireland) Limited (Ireland)	Ownership.....	100.000	MetLife, Inc.....	..N.....	
0241	MetLife.....			4275534			MetLife Investments Asia Limited (Hong Kong).	HKG.....	NIA.....	MetLife Investment Management Holdings (Ireland) Limited (Ireland)	Ownership.....	100.000	MetLife, Inc.....	..N.....	
0241	MetLife.....			4254427			MetLife Investments Limited (UK).....	GBR.....	NIA.....	MetLife Investment Management Holdings (Ireland) Limited (Ireland)	Ownership.....	100.000	MetLife, Inc.....	..N.....	
0241	MetLife.....						MetLife Investment Management Holdings (Ireland) Limited (Ireland)	IRL.....	NIA.....	MetLife Global Holding Company II GmbH (Swiss)	Ownership.....	100.000	MetLife, Inc.....	..N.....	
0241	MetLife.....						MetLife Syndicated Bank Loan Lux GP, S.à.r.l.	LUX.....	NIA.....	MetLife Investment Management Holdings (Ireland) Limited (Ireland)	Ownership.....	100.000	MetLife, Inc.....	..N.....	
0241	MetLife.....		98-1372544				MetLife BL Feeder (Cayman), LP.....	CYM.....	NIA.....	MetLife Syndicated Bank Loan Lux GP, S.à.r.l.	Management.....		MetLife, Inc.....	..N.....	
0241	MetLife.....		82-3255634				MetLife BL Feeder, LP.....	DE.....	NIA.....	MetLife Syndicated Bank Loan Lux GP, S.à.r.l.	Management.....		MetLife, Inc.....	..N.....	
0241	MetLife.....		98-1372721				MetLife Syndicated Bank Loan Fund, SCSp (Luxembourg)	LUX.....	NIA.....	MetLife Syndicated Bank Loan Lux GP, S.à.r.l.	Management.....		MetLife, Inc.....	..N.....	
0241	MetLife.....		30-0615846				ALICO Operations, LLC (DE).....	DE.....	NIA.....	MetLife Global Holding Company II GmbH (Swiss)	Ownership.....	100.000	MetLife, Inc.....	..N.....	
0241	MetLife.....		98-0552186	4249302			ALICO European Holding Limited (Ireland).....	IRL.....	NIA.....	MetLife Global Holding Company II GmbH (Swiss)	Ownership.....	100.000	MetLife, Inc.....	..N.....	
0241	MetLife.....						MetLife Asia Holding Company Pte. Ltd. ....	SGP.....	NIA.....	MetLife Global Holding Company II GmbH (Swiss)	Ownership.....	100.000	MetLife, Inc.....	..N.....	
0241	MetLife.....						MetLife Innovation Centre Pte. Ltd. ....	SGP.....	NIA.....	MetLife Asia Holding Company Pte. Ltd. ....	Ownership.....	100.000	MetLife, Inc.....	..N.....	
0241	MetLife.....						LumenLab Malaysia Sdn. Bhd. (Malaysia).....	MYS.....	NIA.....	MetLife Innovation Centre Pte. Ltd. ....	Ownership.....	100.000	MetLife, Inc.....	..N.....	
0241	MetLife.....						MetLife Reinsurance Company of Bermuda Ltd.	BMU.....	IA.....	MetLife Global Holding Company II GmbH (Swiss)	Ownership.....	100.000	MetLife, Inc.....	..N.....	
0241	MetLife.....						MetLife Investment Management Limited (UK)..	GBR.....	NIA.....	MetLife Global Holding Company II GmbH (Swiss)	Ownership.....	100.000	MetLife, Inc.....	..N.....	
0241	MetLife.....			4249469			Closed Joint-stock Company Master-D (Russia)	RUS.....	NIA.....	MetLife Global Holding Company II GmbH (Swiss)	Ownership.....	100.000	MetLife, Inc.....	..N.....	

Q12.7

**SCHEDULE Y**

**PART 1A - DETAIL OF INSURANCE HOLDING COMPANY SYSTEM**

1	2	3	4	5	6	7	8	9	10	11	12	13	14	15	16
Group Code	Group Name	NAIC Company Code	ID Number	Federal RSSD	CIK	Name of Securities Exchange if Publicly Traded (U.S. or International)	Names of Parent, Subsidiaries or Affiliates	Domiciliary Location	Relationship to Reporting Entity	Directly Controlled by (Name of Entity/Person)	Type of Control (Ownership Board, Management, Attorney-in-Fact, Influence, Other)	If Control is Ownership Provide Percentage	Ultimate Controlling Entity(ies)/Person(s)	Is an SCA Filing Required? (Y/N)	*
0241	MetLife.....						MetLife Global Holding Company II GmbH (Swiss)	CHE.....	NIA.....	MetLife Global Holding Company I GmbH (Swiss)	Ownership.....	100.000	MetLife, Inc.....	N.....	
0241	MetLife.....		13-3953333..	3166372			Natiloportem Holdings, LLC.....	DE.....	NIA.....	MetLife International Holdings, LLC.....	Ownership.....	100.000	MetLife, Inc.....	N.....	
0241	MetLife.....			3166402			Excelencia Operativa y Tecnologica, S.A. de C.V. (Mexico)	MEX.....	NIA.....	Natiloportem Holdings, LLC.....	Ownership.....	99.900	MetLife, Inc.....	N.....	
0241	MetLife.....			3166402			Excelencia Operativa y Tecnologica, S.A. de C.V. (Mexico)	MEX.....	NIA.....	MetLife Mexico Servicios, S.A. de C.V.....	Ownership.....	0.100	MetLife, Inc.....	N.....	
0241	MetLife.....			3166318			Metropolitan Life Seguros e Previdencia Privada S.A. (Brazil)	BRA.....	IA.....	MetLife International Holdings, LLC.....	Ownership.....	66.662	MetLife, Inc.....	N.....	
0241	MetLife.....			3166318			Metropolitan Life Seguros e Previdencia Privada S.A. (Brazil)	BRA.....	IA.....	MetLife Worldwide Holdings, LLC.....	Ownership.....	33.337	MetLife, Inc.....	N.....	
0241	MetLife.....			3166318			Metropolitan Life Seguros e Previdencia Privada S.A. (Brazil)	BRA.....	IA.....	Natiloportem Holdings, LLC.....	Ownership.....	0.001	MetLife, Inc.....	N.....	
0241	MetLife.....						MetLife International Limited, LLC (DE).....	DE.....	NIA.....	MetLife International Holdings, LLC.....	Ownership.....	100.000	MetLife, Inc.....	N.....	
0241	MetLife.....						AmMetLife Insurance Berhad.....	MYS.....	IA.....	MetLife International Holdings, LLC.....	Ownership.....	50.000	MetLife, Inc.....	N.....	
0241	MetLife.....						MAXIS GBN S.A.S.....	FRA.....	NIA.....	MetLife International Holdings, LLC.....	Ownership.....	50.000	MetLife, Inc.....	N.....	
0241	MetLife.....		AA-5480033.				AmMetLife Takaful Berhad.....	MYS.....	IA.....	MetLife International Holdings, LLC.....	Ownership.....	50.000	MetLife, Inc.....	N.....	
0241	MetLife.....						MetLife Asia Limited (Hong Kong).....	HKG.....	NIA.....	MetLife International Holdings, LLC.....	Ownership.....	100.000	MetLife, Inc.....	N.....	
0241	MetLife.....			4195913			MetLife Planos Odontologicos Ltda. (Brazil).....	BRA.....	IA.....	MetLife International Holdings, LLC.....	Ownership.....	99.999	MetLife, Inc.....	N.....	
0241	MetLife.....			4195913			MetLife Planos Odontologicos Ltda. (Brazil).....	BRA.....	IA.....	Natiloportem Holdings, LLC.....	Ownership.....	0.001	MetLife, Inc.....	N.....	
0241	MetLife.....		AA-2130012.	1641857			MetLife Seguros S.A. (Argentina).....	ARG.....	IA.....	MetLife International Holdings, LLC.....	Ownership.....	95.524	MetLife, Inc.....	N.....	
0241	MetLife.....		AA-2130012.	1641857			MetLife Seguros S.A. (Argentina).....	ARG.....	IA.....	Natiloportem Holdings, LLC.....	Ownership.....	2.675	MetLife, Inc.....	N.....	
0241	MetLife.....		AA-2130012.	4251145			MetLife Seguros S.A. (Argentina).....	ARG.....	IA.....	International Technical and Advisory Services Limited (DE)	Ownership.....	1.801	MetLife, Inc.....	N.....	
0241	MetLife.....			2327738			Compania Inversora MetLife S.A. (Argentina).....	ARG.....	NIA.....	MetLife International Holdings, LLC.....	Ownership.....	95.460	MetLife, Inc.....	N.....	
0241	MetLife.....			2327738			Compania Inversora MetLife S.A. (Argentina).....	ARG.....	NIA.....	Natiloportem Holdings, LLC.....	Ownership.....	4.540	MetLife, Inc.....	N.....	
0241	MetLife.....			4247296			MetLife Servicios S.A. (Argentina).....	ARG.....	NIA.....	Compania Inversora MetLife S.A.....	Ownership.....	19.130	MetLife, Inc.....	N.....	
0241	MetLife.....			4247296			MetLife Servicios S.A. (Argentina).....	ARG.....	NIA.....	MetLife Seguros S.A.....	Ownership.....	79.880	MetLife, Inc.....	N.....	
0241	MetLife.....			4247296			MetLife Servicios S.A. (Argentina).....	ARG.....	NIA.....	Natiloportem Holdings, LLC.....	Ownership.....	0.990	MetLife, Inc.....	N.....	
0241	MetLife.....		06-1597037..	2985727			MetLife Worldwide Holdings, LLC.....	DE.....	NIA.....	MetLife International Holdings, LLC.....	Ownership.....	100.000	MetLife, Inc.....	N.....	
0241	MetLife.....			2704610			Best Market S.A. (Argentina).....	ARG.....	NIA.....	MetLife International Holdings, LLC.....	Ownership.....	95.000	MetLife, Inc.....	N.....	
0241	MetLife.....			2704610			Best Market S.A. (Argentina).....	ARG.....	NIA.....	Natiloportem Holdings, LLC.....	Ownership.....	5.000	MetLife, Inc.....	N.....	
0241	MetLife.....		AA-5344102.	3166411			PNB MetLife India Insurance Company Limited.	IND.....	IA.....	MetLife International Holdings, LLC.....	Ownership.....	32.053	MetLife, Inc.....	N.....	
0241	MetLife.....			3373648			MetLife Administradora de Fundos Multipatrocinaados Ltda. (Brazil)	BRA.....	NIA.....	MetLife International Holdings, LLC.....	Ownership.....	100.000	MetLife, Inc.....	N.....	
0241	MetLife.....			3373648			MetLife Administradora de Fundos Multipatrocinaados Ltda. (Brazil)	BRA.....	NIA.....	Natiloportem Holdings, LLC.....	Ownership.....		MetLife, Inc.....	N.....	

Q12.8

**SCHEDULE Y**

**PART 1A - DETAIL OF INSURANCE HOLDING COMPANY SYSTEM**

1	2	3	4	5	6	7	8	9	10	11	12	13	14	15	16
Group Code	Group Name	NAIC Company Code	ID Number	Federal RSSD	CIK	Name of Securities Exchange if Publicly Traded (U.S. or International)	Names of Parent, Subsidiaries or Affiliates	Domiciliary Location	Relationship to Reporting Entity	Directly Controlled by (Name of Entity/Person)	Type of Control (Ownership Board, Management, Attorney-in-Fact, Influence, Other)	If Control is Ownership Provide Percentage	Ultimate Controlling Entity(ies)/Person(s)	Is an SCA Filing Required? (Y/N)	*
0241	MetLife.....			4249311			MetLife Mas, S.A. de C.V (Mexico).....	MEX.....	IA.....	MetLife International Holdings, LLC.....	Ownership.....	100.000	MetLife, Inc.....	N.....	
0241	MetLife.....			4249311			MetLife Mas, S.A. de C.V (Mexico).....	MEX.....	IA.....	International Technical and Advisory Services Limited (DE)	Ownership.....		MetLife, Inc.....	N.....	
0241	MetLife.....			4189846			MetLife Global Holdings Corporation S.A. de C.V. (Ireland)	IRL.....	NIA.....	MetLife International Holdings, LLC.....	Ownership.....	98.900	MetLife, Inc.....	N.....	
0241	MetLife.....			4189846			MetLife Global Holdings Corporation S.A. de C.V. (Ireland)	IRL.....	NIA.....	MetLife International Limited, LLC.....	Ownership.....	1.100	MetLife, Inc.....	N.....	
0241	MetLife.....		13-3047691..				Metropolitan Global Management, LLC (Ireland)	IRL.....	NIA.....	MetLife Global Holdings Corporation S.A. de C.V.	Management.....		MetLife, Inc.....	N.....	
0241	MetLife.....		AA-2730030.	3165740			MetLife Mexico Holding S. de R.L. de C.V.....	MEX.....	IA.....	Metropolitan Global Management , LLC.....	Ownership.....	100.000	MetLife, Inc.....	N.....	
0241	MetLife.....		AA-2730030.	3165740			MetLife Mexico Holding S. de R.L. de C.V.....	MEX.....	IA.....	MetLife International Holdings, LLC.....	Ownership.....		MetLife, Inc.....	N.....	
0241	MetLife.....		AA-2730030.	3165740			MetLife Mexico S.A.....	MEX.....	IA.....	MetLife Mexico Holdings, S. de R.L. de C.V.....	Ownership.....	99.050	MetLife, Inc.....	N.....	
0241	MetLife.....		AA-2730030.	3165740			MetLife Mexico S.A.....	MEX.....	IA.....	MetLife International Holdings, LLC.....	Ownership.....	0.950	MetLife, Inc.....	N.....	
0241	MetLife.....			4241061			ML Capacitacion Comercial S.A. de C.V. (Mexico)	MEX.....	NIA.....	MetLife Mexico S.A.....	Ownership.....	99.000	MetLife, Inc.....	N.....	
0241	MetLife.....			4241061			ML Capacitacion Comercial S.A. de C.V. (Mexico)	MEX.....	NIA.....	MetLife Mexico Servicios, S.A. de C.V.....	Ownership.....	1.000	MetLife, Inc.....	N.....	
0241	MetLife.....			3165795			MetLife Pensiones Mexico S.A.....	MEX.....	IA.....	MetLife Mexico Holdings, S. de R.L. de C.V.....	Ownership.....	97.513	MetLife, Inc.....	N.....	
0241	MetLife.....			3165795			MetLife Pensiones Mexico S.A.....	MEX.....	IA.....	MetLife International Holdings, LLC.....	Ownership.....	2.488	MetLife, Inc.....	N.....	
0241	MetLife.....			3267390			MetLife Mexico Servicios S.A. de C.V.....	MEX.....	NIA.....	MetLife Mexico Holdings, S. de R.L. de C.V.....	Ownership.....	98.000	MetLife, Inc.....	N.....	
0241	MetLife.....			3267390			MetLife Mexico Servicios S.A. de C.V.....	MEX.....	NIA.....	MetLife International Holdings, LLC.....	Ownership.....	2.000	MetLife, Inc.....	N.....	
0241	MetLife.....		AA-5420018.	3166288			MetLife Insurance Company of Korea, Limited..	KOR.....	IA.....	MetLife Mexico S.A.....	Ownership.....	14.640	MetLife, Inc.....	N.....	
0241	MetLife.....		AA-5420018.	3166288			MetLife Insurance Company of Korea, Limited..	KOR.....	IA.....	Metropolitan Global Management , LLC.....	Ownership.....	85.360	MetLife, Inc.....	N.....	
0241	MetLife.....						MetLife Financial Services, Co., Ltd. (South Korea)	KOR.....	NIA.....	MetLife Insurance Company of Korea, Limited	Ownership.....	100.000	MetLife, Inc.....	N.....	
0241	MetLife.....			4200880			MetLife Ireland Treasury d.a.c.....	IRL.....	NIA.....	MetLife Global Holdings Corporation S.A. de C.V.	Ownership.....	100.000	MetLife, Inc.....	N.....	
0241	MetLife.....		AA-1930041.	1173714			MetLife Insurance Limited (Australia).....	AUS.....	IA.....	MetLife Ireland Treasury d.a.c.....	Ownership.....	91.165	MetLife, Inc.....	N.....	
0241	MetLife.....		AA-1930041.	1173714			MetLife Insurance Limited (Australia).....	AUS.....	IA.....	MetLife Global Holdings Corporation S.A. de C.V.	Ownership.....	8.835	MetLife, Inc.....	N.....	
0241	MetLife.....						The Direct Call Center PTY Limited (Australia)..	AUS.....	NIA.....	MetLife Insurance Limited (Australia).....	Ownership.....	100.000	MetLife, Inc.....	N.....	
0241	MetLife.....			4239358			MetLife Investments PTY Limited (Australia)....	AUS.....	NIA.....	MetLife Insurance Limited (Australia).....	Ownership.....	100.000	MetLife, Inc.....	N.....	
0241	MetLife.....			4239367			MetLife Insurance and Investment Trust (Australia)	AUS.....	NIA.....	MetLife Investments PTY Limited.....	Ownership.....	100.000	MetLife, Inc.....	N.....	
0241	MetLife.....			1173732			MetLife General Insurance Limited (Australia)...	AUS.....	IA.....	MetLife Ireland Treasury d.a.c.....	Ownership.....	100.000	MetLife, Inc.....	N.....	
0241	MetLife.....						MetLife EU Holding Company Limited (Ireland).	IRL.....	NIA.....	MetLife Global Holding Company II GmbH (Swiss)	Ownership.....	100.000	MetLife, Inc.....	N.....	

Q12.9

## SCHEDULE Y

## PART 1A - DETAIL OF INSURANCE HOLDING COMPANY SYSTEM

1	2	3	4	5	6	7	8	9	10	11	12	13	14	15	16
Group Code	Group Name	NAIC Company Code	ID Number	Federal RSSD	CIK	Name of Securities Exchange if Publicly Traded (U.S. or International)	Names of Parent, Subsidiaries or Affiliates	Domiciliary Location	Relationship to Reporting Entity	Directly Controlled by (Name of Entity/Person)	Type of Control (Ownership Board, Management, Attorney-in-Fact, Influence, Other)	If Control is Ownership Provide Percentage	Ultimate Controlling Entity(ies)/Person(s)	Is an SCA Filing Required? (Y/N)	*
0241	MetLife.....						MetLife Life Insurance S.A. (Greece).....	GRC.....	IA.....	MetLife EU Holding Company Limited (Ireland)	Ownership.....	100.000	MetLife, Inc.....	N.....	
0241	MetLife.....			4255349			MetLife Mutual Fund Company (Greece).....	GRC.....	NIA.....	MetLife Life Insurance Company S.A.....	Ownership.....	90.000	MetLife, Inc.....	N.....	
0241	MetLife.....		AA-1780108				MetLife Europe d.a.c.....	IRL.....	IA.....	MetLife EU Holding Company Limited (Ireland)	Ownership.....	100.000	MetLife, Inc.....	N.....	
0241	MetLife.....						MetLife Services EOOD (Bulgaria).....	BGR.....	NIA.....	MetLife EU Holding Company Limited (Ireland)	Ownership.....	100.000	MetLife, Inc.....	N.....	
0241	MetLife.....						MetLife Pension Trustees Limited (UK).....	GBR.....	IA.....	MetLife Europe d.a.c.....	Ownership.....	100.000	MetLife, Inc.....	N.....	
0241	MetLife.....			4258407			MetLife Solutions S.A.S. (France).....	FRA.....	NIA.....	MetLife EU Holding Company Limited (Ireland)	Ownership.....	100.000	MetLife, Inc.....	N.....	
0241	MetLife.....			4255246			Metropolitan Life Societate de Administrare a unui Fond de Pensii Administrat Privat S.A. (Romania)	ROU.....	IA.....	MetLife EU Holding Company Limited (Ireland)	Ownership.....	99.990	MetLife, Inc.....	N.....	
0241	MetLife.....			4255246			Metropolitan Life Societate de Administrare a unui Fond de Pensii Administrat Privat S.A. (Romania)	ROU.....	IA.....	MetLife Services Sp. z o.o.....	Ownership.....	0.010	MetLife, Inc.....	N.....	
0241	MetLife.....						MetLife Services Cyprus Ltd.....	CYP.....	NIA.....	MetLife EU Holding Company Limited (Ireland)	Ownership.....	100.000	MetLife, Inc.....	N.....	
0241	MetLife.....			4247335			MetLife Towarzystwo Ubezpieczen na Zycie i Reasekuracji S.A.	POL.....	IA.....	MetLife EU Holding Company Limited (Ireland)	Ownership.....	100.000	MetLife, Inc.....	N.....	
0241	MetLife.....			4255264			MetLife Services Sp. z o.o.....	POL.....	NIA.....	MetLife Towarzystwo Ubezpieczen na Zycie i Reasekuracji S.A.	Ownership.....	100.000	MetLife, Inc.....	N.....	
0241	MetLife.....			4251154			MetLife Powszechno Towarzystwo Emerytalne (Poland)	POL.....	IA.....	MetLife Towarzystwo Ubezpieczen na Zycie i Reasekuracji S.A.	Ownership.....	100.000	MetLife, Inc.....	N.....	
0241	MetLife.....		AA-9640009	4255255			MetLife Towarzystwo Funduszy Inwestycyjnych S.A.	POL.....	NIA.....	MetLife Towarzystwo Ubezpieczen na Zycie i Reasekuracji S.A.	Ownership.....	100.000	MetLife, Inc.....	N.....	
0241	MetLife.....			4258331			Agenvita S.r.l. (Italy).....	ITA.....	IA.....	MetLife EU Holding Company Limited (Ireland)	Ownership.....	100.000	MetLife, Inc.....	N.....	
0241	MetLife.....						MetLife Services, Sociedad Limitada (Spain).....	ESP.....	NIA.....	MetLife EU Holding Company Limited (Ireland)	Ownership.....	100.000	MetLife, Inc.....	N.....	
0241	MetLife.....						MetLife Europe Insurance d.a.c.....	IRL.....	IA.....	MetLife EU Holding Company Limited (Ireland)	Ownership.....	100.000	MetLife, Inc.....	N.....	
0241	MetLife.....			4189864			MetLife Europe Services Limited (Ireland).....	IRL.....	NIA.....	MetLife EU Holding Company Limited (Ireland)	Ownership.....	100.000	MetLife, Inc.....	N.....	
0241	MetLife.....			3077272			MetLife Chile Inversiones Limitada.....	CHL.....	NIA.....	MetLife, Inc.....	Ownership.....	72.351	MetLife, Inc.....	N.....	
0241	MetLife.....			3077272			MetLife Chile Inversiones Limitada.....	CHL.....	NIA.....	Inversiones MetLife Holdco Dos Limitada.....	Ownership.....	2.767	MetLife, Inc.....	N.....	

Q12.10

**SCHEDULE Y**

**PART 1A - DETAIL OF INSURANCE HOLDING COMPANY SYSTEM**

1	2	3	4	5	6	7	8	9	10	11	12	13	14	15	16
Group Code	Group Name	NAIC Company Code	ID Number	Federal RSSD	CIK	Name of Securities Exchange if Publicly Traded (U.S. or International)	Names of Parent, Subsidiaries or Affiliates	Domiciliary Location	Relationship to Reporting Entity	Directly Controlled by (Name of Entity/Person)	Type of Control (Ownership Board, Management, Attorney-in-Fact, Influence, Other)	If Control is Ownership Provide Percentage	Ultimate Controlling Entity(ies)/Person(s)	Is an SCA Filing Required? (Y/N)	*
0241	MetLife.....			3077272			MetLife Chile Inversiones Limitada.....	CHL.....	NIA.....	Natiloportem Holdings, LLC.....	Ownership.....		MetLife, Inc.....	.....N.....	
0241	MetLife.....			3077272			MetLife Chile Inversiones Limitada.....	CHL.....	NIA.....	American Life Insurance Company.....	Ownership.....	24.882	MetLife, Inc.....	.....N.....	
0241	MetLife.....		AA-2280000	3179774			MetLife Chile Seguros de Vida S.A.....	CHL.....	IA.....	MetLife Chile Inversiones Limitada.....	Ownership.....	99.997	MetLife, Inc.....	.....N.....	
0241	MetLife.....		AA-2280000	3179774			MetLife Chile Seguros de Vida S.A.....	CHL.....	IA.....	International Technical and Advisory Services Limited (DE)	Ownership.....	0.003	MetLife, Inc.....	.....N.....	
0241	MetLife.....						Inversiones MetLife Holdco Tres Limitada (Chile)	CHL.....	NIA.....	MetLife Chile Inversiones Limitada.....	Ownership.....	97.130	MetLife, Inc.....	.....N.....	
0241	MetLife.....						Inversiones MetLife Holdco Tres Limitada (Chile)	CHL.....	NIA.....	Inversiones MetLife Holdco Dos Limitada.....	Ownership.....	2.870	MetLife, Inc.....	.....N.....	
0241	MetLife.....					Santiago Stock Exchange (SSE)	AFP Provida S.A. (Chile) .....	CHL.....	NIA.....	MetLife Chile Inversiones Limitada.....	Ownership.....	10.922	MetLife, Inc.....	.....N.....	
0241	MetLife.....					Santiago Stock Exchange (SSE)	AFP Provida S.A. (Chile) .....	CHL.....	NIA.....	Inversiones MetLife Holdco Tres Limitada.....	Ownership.....	42.382	MetLife, Inc.....	.....N.....	
0241	MetLife.....					Santiago Stock Exchange (SSE)	AFP Provida S.A. (Chile) .....	CHL.....	NIA.....	Inversiones MetLife Holdco Dos Limitada.....	Ownership.....	42.382	MetLife, Inc.....	.....N.....	
0241	MetLife.....			4255282			MetLife Chile Administradora de Mutuos Hipotecarios S.A.	CHL.....	NIA.....	MetLife Chile Seguros de Vida S.A.....	Ownership.....	99.900	MetLife, Inc.....	.....N.....	
0241	MetLife.....			4255282			MetLife Chile Administradora de Mutuos Hipotecarios S.A.	CHL.....	NIA.....	MetLife Chile Inversiones Limitada.....	Ownership.....	0.100	MetLife, Inc.....	.....N.....	
0241	MetLife.....						Provida Internacional S.A. (Chile) .....	CHL.....	NIA.....	AFP Provida S.A.....	Ownership.....	99.990	MetLife, Inc.....	.....N.....	
0241	MetLife.....						Provida Internacional S.A. (Chile) .....	CHL.....	NIA.....	MetLife Chile Inversiones Limitada.....	Ownership.....	0.010	MetLife, Inc.....	.....N.....	
0241	MetLife.....						AFP Genesis Administradora de Fondos y Fidecomisos S.A. (Ecuador)	ECU.....	NIA.....	Provida Internacional S.A. ....	Ownership.....	99.900	MetLife, Inc.....	.....N.....	
0241	MetLife.....						AFP Genesis Administradora de Fondos y Fidecomisos S.A. (Ecuador)	ECU.....	NIA.....	MetLife Chile Inversiones Limitada.....	Ownership.....	0.100	MetLife, Inc.....	.....N.....	
0241	MetLife.....						MetLife Chile Seguros Generales S.A. (Chile)...	CHL.....	IA.....	MetLife Chile Inversiones Limitada.....	Ownership.....	99.990	MetLife, Inc.....	.....N.....	
0241	MetLife.....						MetLife Chile Seguros Generales S.A. (Chile)...	CHL.....	IA.....	Inversiones MetLife Holdco Dos Limitada.....	Ownership.....	0.010	MetLife, Inc.....	.....N.....	
0241	MetLife.....		82-2405817				MetLife Investment Management Holdings, LLC	DE.....	NIA.....	MetLife, Inc.....	Ownership.....	100.000	MetLife, Inc.....	.....N.....	
0241	MetLife.....		82-3238385				MetLife Real Estate Lending LLC.....	DE.....	NIA.....	MetLife Investment Management Holdings, LLC	Ownership.....	100.000	MetLife, Inc.....	.....N.....	
0241	MetLife.....		82-2405817				ML Venture 1 Servicer, LLC.....	DE.....	NIA.....	MetLife Investment Management Holdings, LLC	Ownership.....	100.000	MetLife, Inc.....	.....N.....	
0241	MetLife.....						ML Venture 1 Manager, S. de R.L. de C.V. (Mexico)	MEX.....	NIA.....	MetLife Investment Management Holdings, LLC	Ownership.....	99.900	MetLife, Inc.....	.....N.....	

Q12.11



**SCHEDULE Y**

**PART 1A - DETAIL OF INSURANCE HOLDING COMPANY SYSTEM**

1	2	3	4	5	6	7	8	9	10	11	12	13	14	15	16
Group Code	Group Name	NAIC Company Code	ID Number	Federal RSSD	CIK	Name of Securities Exchange if Publicly Traded (U.S. or International)	Names of Parent, Subsidiaries or Affiliates	Domiciliary Location	Relationship to Reporting Entity	Directly Controlled by (Name of Entity/Person)	Type of Control (Ownership Board, Management, Attorney-in-Fact, Influence, Other)	If Control is Ownership Provide Percentage	Ultimate Controlling Entity(ies)/Person(s)	Is an SCA Filing Required? (Y/N)	*
0241	MetLife.....						ML Venture 1 Manager, S. de R.L. de C.V. (Mexico)	MEX.....	NIA.....	MetLife Investment Management Holdings (Ireland) Limited (Ireland)	Ownership.....	.....0.100	MetLife, Inc.....	.....N.....	
0241	MetLife.....						MetLife Investment Management, LLC.....	DE.....	NIA.....	MetLife Investment Management Holdings, LLC	Ownership.....	.....100.000	MetLife, Inc.....	.....N.....	
0241	MetLife.....						MetLife Japan US Equity Fund LP.....	DE.....	NIA.....	MetLife Japan US Equity Fund GP LLC.....	Management.....		MetLife, Inc.....	.....N.....	
0241	MetLife.....		84-5131590..				MREF 425 MKT, LLC.....	DE.....	NIA.....	MetLife Japan US Equity Fund LP.....	Ownership.....	.....100.000	MetLife, Inc.....	.....N.....	
0241	MetLife.....		38-3853223..				MIM I LLC.....	PA.....	NIA.....	MetLife Investment Management, LLC.....	Ownership.....	.....100.000	MetLife, Inc.....	.....N.....	
0241	MetLife.....		26-0333595..				MIM EMD GP, LLC.....	DE.....	NIA.....	MetLife Investment Management, LLC.....	Ownership.....	.....100.000	MetLife, Inc.....	.....N.....	
0241	MetLife.....		85-4233349..				MetLife Emerging Market Debt Blend Fund (Insurance Rated), L.P.	DE.....	NIA.....	MIM EMD GP, LLC.....	Management.....		MetLife, Inc.....	.....N.....	
0241	MetLife.....						MLIA SBAF Manager, LLC (DE).....	DE.....	NIA.....	MetLife Investment Management, LLC.....	Ownership.....	.....100.000	MetLife, Inc.....	.....N.....	
0241	MetLife.....		82-2405817..				MLIA SBAF Colony Manager, LLC (DE).....	DE.....	NIA.....	MetLife Investment Management, LLC.....	Ownership.....	.....100.000	MetLife, Inc.....	.....N.....	
0241	MetLife.....						MetLife Middle Market Private Debt GP, LLC (DE)	DE.....	NIA.....	MetLife Investment Management, LLC.....	Ownership.....	.....100.000	MetLife, Inc.....	.....N.....	
0241	MetLife.....						MetLife Middle Market Private Debt Fund, LP (DE)	DE.....	NIA.....	MetLife Middle Market Private Debt GP, LLC (DE)	Management.....		MetLife, Inc.....	.....N.....	
0241	MetLife.....						MetLife Middle Market Private Debt Parallel GP, LLC (DE)	DE.....	NIA.....	MetLife Investment Management, LLC.....	Ownership.....	.....100.000	MetLife, Inc.....	.....N.....	
0241	MetLife.....						MetLife Middle Market Private Debt Parallel Fund, LP	CYM.....	NIA.....	MetLife Middle Market Private Debt Parallel GP, LLC (DE)	Management.....		MetLife, Inc.....	.....N.....	
0241	MetLife.....						MLIA Manager I, LLC (DE).....	DE.....	NIA.....	MetLife Investment Management, LLC.....	Ownership.....	.....100.000	MetLife, Inc.....	.....N.....	
0241	MetLife.....						1350 Eye Street Manager LLC.....	DE.....	NIA.....	MetLife Investment Management, LLC.....	Ownership.....	.....100.000	MetLife, Inc.....	.....N.....	
0241	MetLife.....						MIM Spokane Industrial Manager, LLC.....	DE.....	NIA.....	MetLife Investment Management, LLC.....	Ownership.....	.....100.000	MetLife, Inc.....	.....N.....	
0241	MetLife.....						ML Bellevue Manager, LLC.....	DE.....	NIA.....	MetLife Investment Management, LLC.....	Ownership.....	.....100.000	MetLife, Inc.....	.....N.....	
0241	MetLife.....		13-4075851..				ML-URS Port Chester SC Manager, LLC.....	DE.....	NIA.....	MetLife Investment Management, LLC.....	Ownership.....	.....100.000	MetLife, Inc.....	.....N.....	
0241	MetLife.....						MetLife Core Property Fund GP, LLC.....	DE.....	NIA.....	MetLife Investment Management, LLC.....	Ownership.....	.....100.000	MetLife, Inc.....	.....N.....	
0241	MetLife.....						MetLife International PE Fund I, LP.....	CYM.....	NIA.....	MetLife Alternatives GP, LLC.....	Management.....		MetLife, Inc.....	.....N.....	
0241	MetLife.....						MetLife Alternatives GP, LLC.....	DE.....	NIA.....	MetLife Investment Management, LLC.....	Ownership.....	.....100.000	MetLife, Inc.....	.....N.....	
0241	MetLife.....		98-1150291..				MetLife International HF Partners, LP.....	CYM.....	NIA.....	MetLife Alternatives GP, LLC.....	Management.....		MetLife, Inc.....	.....N.....	
0241	MetLife.....		98-1162663..				MetLife International PE Fund II, LP.....	CYM.....	NIA.....	MetLife Alternatives GP, LLC.....	Management.....		MetLife, Inc.....	.....N.....	
0241	MetLife.....		98-1226825..				MetLife International PE Fund III, LP.....	CYM.....	NIA.....	MetLife Alternatives GP, LLC.....	Management.....		MetLife, Inc.....	.....N.....	
0241	MetLife.....		98-1277596..				MetLife International PE Fund IV, LP.....	CYM.....	NIA.....	MetLife Alternatives GP, LLC.....	Management.....		MetLife, Inc.....	.....N.....	
0241	MetLife.....		98-1339546..				MetLife International PE Fund V, LP.....	CYM.....	NIA.....	MetLife Alternatives GP, LLC.....	Management.....		MetLife, Inc.....	.....N.....	
0241	MetLife.....		98-1396743..				MetLife International PE Fund VI, LP.....	CYM.....	NIA.....	MetLife Alternatives GP, LLC.....	Management.....		MetLife, Inc.....	.....N.....	
0241	MetLife.....		98-1515673..				MetLife International PE Fund VII, LP.....	CYM.....	NIA.....	MetLife Alternatives GP, LLC.....	Management.....		MetLife, Inc.....	.....N.....	
0241	MetLife.....						MetLife Loan Asset Management, LLC.....	DE.....	NIA.....	MetLife Investment Management, LLC.....	Ownership.....	.....100.000	MetLife, Inc.....	.....N.....	

Q12.12

**SCHEDULE Y**

**PART 1A - DETAIL OF INSURANCE HOLDING COMPANY SYSTEM**

1	2	3	4	5	6	7	8	9	10	11	12	13	14	15	16
Group Code	Group Name	NAIC Company Code	ID Number	Federal RSSD	CIK	Name of Securities Exchange if Publicly Traded (U.S. or International)	Names of Parent, Subsidiaries or Affiliates	Domiciliary Location	Relationship to Reporting Entity	Directly Controlled by (Name of Entity/Person)	Type of Control (Ownership Board, Management, Attorney-in-Fact, Influence, Other)	If Control is Ownership Provide Percentage	Ultimate Controlling Entity(ies)/Person(s)	Is an SCA Filing Required? (Y/N)	*
0241	MetLife.....		82-2405817..				MLIA Park Tower Manager, LLC.....	DE.....	NIA.....	MetLife Investment Management, LLC.....	Ownership.....	100.000	MetLife, Inc.....	.....N.....	
0241	MetLife.....		46-4140926..				MIM Property Management, LLC.....	DE.....	NIA.....	MetLife Investment Management, LLC.....	Ownership.....	100.000	MetLife, Inc.....	.....N.....	
0241	MetLife.....						MetLife Japan US Equity Fund GP LLC.....	DE.....	NIA.....	MetLife Investment Management, LLC.....	Ownership.....	100.000	MetLife, Inc.....	.....N.....	
0241	MetLife.....						MIM MetWest International Manager, LLC.....	DE.....	NIA.....	MetLife Investment Management, LLC.....	Ownership.....	100.000	MetLife, Inc.....	.....N.....	
0241	MetLife.....						MIM ML-AI Venture 5 Manager, LLC.....	DE.....	NIA.....	MetLife Investment Management, LLC.....	Ownership.....	100.000	MetLife, Inc.....	.....N.....	
0241	MetLife.....						MIM Clal General Partner, LLC.....	DE.....	NIA.....	MetLife Investment Management, LLC.....	Ownership.....	100.000	MetLife, Inc.....	.....N.....	
0241	MetLife.....						MIM Third Army Industrial Manager, LLC.....	DE.....	NIA.....	MetLife Investment Management, LLC.....	Ownership.....	100.000	MetLife, Inc.....	.....N.....	
0241	MetLife.....						MetLife 425 MKT Manager, LLC.....	DE.....	NIA.....	MetLife Investment Management, LLC.....	Ownership.....	100.000	MetLife, Inc.....	.....N.....	
0241	MetLife.....						MetLife Japan US Equity Owners (Blocker) LLC	DE.....	NIA.....	MetLife Insurance K.K. (Japan).....	Ownership.....	100.000	MetLife, Inc.....	.....N.....	
0241	MetLife.....						MIM Property Management of Georgia 1, LLC..	DE.....	NIA.....	MIM Property Management, LLC.....	Ownership.....	100.000	MetLife, Inc.....	.....N.....	
0241	MetLife.....		80-0946518..				MetLife Core Property Fund, LP .....	DE.....	NIA.....	MetLife Core Property Fund GP, LLC .....	Management.....		MetLife, Inc.....	.....N.....	
0241	MetLife.....		80-0947139..				MetLife Core Property REIT, LLC .....	DE.....	NIA.....	MetLife Core Property Fund, LP .....	Ownership.....	100.000	MetLife, Inc.....	.....N.....	
0241	MetLife.....		46-3934926..				MetLife Core Property Holdings, LLC .....	DE.....	NIA.....	MetLife Core Property REIT, LLC .....	Ownership.....	100.000	MetLife, Inc.....	.....N.....	
0241	MetLife.....		80-0947139..				MCP Property Management LLC .....	DE.....	NIA.....	MetLife Core Property Holdings, LLC.....	Management.....		MetLife, Inc.....	.....N.....	
0241	MetLife.....						MetLife Core Property TRS, LLC .....	DE.....	NIA.....	MetLife Core Property Holdings, LLC.....	Management.....		MetLife, Inc.....	.....N.....	
0241	MetLife.....						MCP Common Desk TRS, LLC.....	DE.....	NIA.....	MetLife Core Property TRS, LLC (DE).....	Ownership.....	100.000	MetLife, Inc.....	.....N.....	
0241	MetLife.....		47-1946750..				60 11th Street, LLC .....	DE.....	NIA.....	MCP 60 11th Street Member, LLC.....	Ownership.....	100.000	MetLife, Inc.....	.....N.....	
0241	MetLife.....						MCP Hub I Property, LLC.....	DE.....	NIA.....	MCP Hub I, LLC.....	Ownership.....	100.000	MetLife, Inc.....	.....N.....	
0241	MetLife.....						Des Moines Creek Business Park Phase II, LLC	DE.....	NIA.....	MetLife Core Property Holdings, LLC.....	Ownership.....	100.000	MetLife, Inc.....	.....N.....	
0241	MetLife.....		80-0947139..				MCP One Westside, LLC.....	DE.....	NIA.....	MetLife Core Property Holdings, LLC.....	Ownership.....	100.000	MetLife, Inc.....	.....N.....	
0241	MetLife.....		46-4032606..				MCP 100 Congress Member, LLC.....	DE.....	NIA.....	MetLife Core Property Holdings, LLC.....	Ownership.....	100.000	MetLife, Inc.....	.....N.....	
0241	MetLife.....						MCP 1500 Michael, LLC.....	DE.....	NIA.....	MetLife Core Property Holdings, LLC.....	Ownership.....	100.000	MetLife, Inc.....	.....N.....	
0241	MetLife.....		46-4012463..				MCP 1900 McKinney, LLC.....	DE.....	NIA.....	MetLife Core Property Holdings, LLC.....	Ownership.....	100.000	MetLife, Inc.....	.....N.....	
0241	MetLife.....						MCP 2 Ames One, LLC.....	DE.....	NIA.....	MCP 2 Ames, LLC.....	Management.....		MetLife, Inc.....	.....N.....	
0241	MetLife.....						MCP 2 Ames Owner, LLC .....	DE.....	NIA.....	MCP 2 Ames, LLC.....	Management.....		MetLife, Inc.....	.....N.....	
0241	MetLife.....		47-5525469..				MCP 2 Ames Two, LLC.....	DE.....	NIA.....	MCP 2 Ames, LLC.....	Ownership.....	100.000	MetLife, Inc.....	.....N.....	
0241	MetLife.....		82-2695637..				MCP 2 Ames, LLC.....	DE.....	NIA.....	MetLife Core Property Holdings, LLC.....	Ownership.....	100.000	MetLife, Inc.....	.....N.....	
0241	MetLife.....						MCP 220 York, LLC.....	DE.....	NIA.....	MetLife Core Property Holdings, LLC.....	Ownership.....	100.000	MetLife, Inc.....	.....N.....	
0241	MetLife.....						MCP 22745 & 22755 Relocation Drive, LLC.....	DE.....	NIA.....	MetLife Core Property Holdings, LLC.....	Ownership.....	100.000	MetLife, Inc.....	.....N.....	
0241	MetLife.....						MCP 249 Industrial Business Park Member, LLC	DE.....	NIA.....	MetLife Core Property Holdings, LLC.....	Ownership.....	100.000	MetLife, Inc.....	.....N.....	
0241	MetLife.....		47-1279384..				MCP 3040 Post Oak, LLC.....	DE.....	NIA.....	MetLife Core Property Holdings, LLC.....	Ownership.....	100.000	MetLife, Inc.....	.....N.....	
0241	MetLife.....		83-2471234..				MCP 350 Rohlwing, LLC.....	DE.....	NIA.....	MetLife Core Property Holdings, LLC.....	Ownership.....	100.000	MetLife, Inc.....	.....N.....	
0241	MetLife.....						MCP 4600 South Syracuse, LLC.....	DE.....	NIA.....	MetLife Core Property Holdings, LLC.....	Ownership.....	100.000	MetLife, Inc.....	.....N.....	

Q12.13

**SCHEDULE Y**

**PART 1A - DETAIL OF INSURANCE HOLDING COMPANY SYSTEM**

1	2	3	4	5	6	7	8	9	10	11	12	13	14	15	16
Group Code	Group Name	NAIC Company Code	ID Number	Federal RSSD	CIK	Name of Securities Exchange if Publicly Traded (U.S. or International)	Names of Parent, Subsidiaries or Affiliates	Domiciliary Location	Relationship to Reporting Entity	Directly Controlled by (Name of Entity/Person)	Type of Control (Ownership Board, Management, Attorney-in-Fact, Influence, Other)	If Control is Ownership Provide Percentage	Ultimate Controlling Entity(ies)/Person(s)	Is an SCA Filing Required? (Y/N)	*
0241	MetLife.....		46-4043244..				MCP 550 West Washington, LLC.....	DE.....	NIA.....	MetLife Core Property Holdings, LLC.....	Ownership.....	100.000	MetLife, Inc.....	..N.....	
0241	MetLife.....		47-2080224..				MCP 60 11th Street Member, LLC.....	DE.....	NIA.....	MetLife Core Property Holdings, LLC.....	Ownership.....	100.000	MetLife, Inc.....	..N.....	
0241	MetLife.....		46-4009393..				MCP 7 Riverway, LLC.....	DE.....	NIA.....	MetLife Core Property Holdings, LLC.....	Ownership.....	100.000	MetLife, Inc.....	..N.....	
0241	MetLife.....		47-3463114..				MCP 9020 Murphy Road, LLC.....	DE.....	NIA.....	MetLife Core Property Holdings, LLC.....	Ownership.....	100.000	MetLife, Inc.....	..N.....	
0241	MetLife.....						MCP 93 Red River Member, LLC.....	DE.....	NIA.....	MetLife Core Property Holdings, LLC.....	Ownership.....	100.000	MetLife, Inc.....	..N.....	
0241	MetLife.....		81-0993429..				MCP Alley24 East, LLC.....	DE.....	NIA.....	MetLife Core Property Holdings, LLC.....	Ownership.....	100.000	MetLife, Inc.....	..N.....	
0241	MetLife.....		46-3935124..				MCP Ashton South End, LLC.....	DE.....	NIA.....	MetLife Core Property Holdings, LLC.....	Ownership.....	100.000	MetLife, Inc.....	..N.....	
0241	MetLife.....		82-2161491..				MCP Block 23 Member, LLC.....	DE.....	NIA.....	MetLife Core Property Holdings, LLC.....	Ownership.....	100.000	MetLife, Inc.....	..N.....	
0241	MetLife.....						MCP Bradford, LLC.....	DE.....	NIA.....	MetLife Core Property Holdings, LLC.....	Ownership.....	100.000	MetLife, Inc.....	..N.....	
0241	MetLife.....		47-4801287..				MCP Buford Logistics Center 2 Member, LLC..	DE.....	NIA.....	MetLife Core Property Holdings, LLC.....	Ownership.....	100.000	MetLife, Inc.....	..N.....	
0241	MetLife.....						MCP Buford Logistics Center Bldg B, LLC.....	DE.....	NIA.....	MetLife Core Property Holdings, LLC.....	Ownership.....	100.000	MetLife, Inc.....	..N.....	
0241	MetLife.....						MCP Burnside Member, LLC.....	DE.....	NIA.....	MetLife Core Property Holdings, LLC.....	Ownership.....	100.000	MetLife, Inc.....	..N.....	
0241	MetLife.....						MCP Center Avenue Industrial Member, LLC...	DE.....	NIA.....	MetLife Core Property Holdings, LLC.....	Ownership.....	100.000	MetLife, Inc.....	..N.....	
0241	MetLife.....						MCP Clawiter Innovation Member, LLC.....	DE.....	NIA.....	MetLife Core Property Holdings, LLC.....	Ownership.....	100.000	MetLife, Inc.....	..N.....	
0241	MetLife.....						MCP Denver Pavilions Member, LLC.....	DE.....	NIA.....	MetLife Core Property Holdings, LLC.....	Ownership.....	100.000	MetLife, Inc.....	..N.....	
0241	MetLife.....		80-0947139..				MCP Dillon, LLC.....	DE.....	NIA.....	MetLife Core Property Holdings, LLC.....	Management.....		MetLife, Inc.....	..N.....	
0241	MetLife.....		80-0947139..				MCP Dillon Residential, LLC, LLC.....	DE.....	NIA.....	MetLife Core Property Holdings, LLC.....	Management.....		MetLife, Inc.....	..N.....	
0241	MetLife.....		46-4024112..				MCP EnV Chicago, LLC.....	DE.....	NIA.....	MetLife Core Property Holdings, LLC.....	Ownership.....	100.000	MetLife, Inc.....	..N.....	
0241	MetLife.....						MCP Fife Enterprise Center, LLC.....	DE.....	NIA.....	MetLife Core Property Holdings, LLC.....	Ownership.....	100.000	MetLife, Inc.....	..N.....	
0241	MetLife.....						Fife Enterprise Center Venture, LLC.....	DE.....	NIA.....	MCP Fife Enterprise Center, LLC.....	Ownership.....	100.000	MetLife, Inc.....	..N.....	
0241	MetLife.....						MCP Frisco Office, LLC.....	DE.....	NIA.....	MetLife Core Property Holdings, LLC.....	Ownership.....	100.000	MetLife, Inc.....	..N.....	
0241	MetLife.....						MCP Grapevine, LLC.....	DE.....	NIA.....	MetLife Core Property Holdings, LLC.....	Ownership.....	100.000	MetLife, Inc.....	..N.....	
0241	MetLife.....		80-0947139..				MCP Highland Park Lender, LLC.....	DE.....	NIA.....	MetLife Core Property Holdings, LLC.....	Ownership.....	100.000	MetLife, Inc.....	..N.....	
0241	MetLife.....						MCP Hub I, LLC.....	DE.....	NIA.....	MetLife Core Property Holdings, LLC.....	Ownership.....	100.000	MetLife, Inc.....	..N.....	
0241	MetLife.....		46-4009454..				MCP Lodge At Lakecrest, LLC.....	DE.....	NIA.....	MetLife Core Property Holdings, LLC.....	Ownership.....	100.000	MetLife, Inc.....	..N.....	
0241	MetLife.....		83-1015971..				MCP MA Property REIT, LLC.....	DE.....	NIA.....	MetLife Core Property Holdings, LLC.....	Ownership.....	100.000	MetLife, Inc.....	..N.....	
0241	MetLife.....		47-2338963..				MCP Magnolia Park Member, LLC.....	DE.....	NIA.....	MetLife Core Property Holdings, LLC.....	Ownership.....	100.000	MetLife, Inc.....	..N.....	
0241	MetLife.....		46-4012567..				MCP Main Street Village, LLC.....	DE.....	NIA.....	MetLife Core Property Holdings, LLC.....	Ownership.....	100.000	MetLife, Inc.....	..N.....	
0241	MetLife.....						MCP Mountain Technology Center Member TRS, LLC	DE.....	NIA.....	MetLife Core Property Holdings, LLC.....	Ownership.....	100.000	MetLife, Inc.....	..N.....	
0241	MetLife.....						MCP Northyards Holdco, LLC.....	DE.....	NIA.....	MetLife Core Property Holdings, LLC.....	Ownership.....	100.000	MetLife, Inc.....	..N.....	
0241	MetLife.....		81-1655046..				MCP Northyards Master Lessee, LLC.....	DE.....	NIA.....	MCP Northyards Holdco, LLC.....	Ownership.....	100.000	MetLife, Inc.....	..N.....	
0241	MetLife.....		81-1500869..				MCP Northyards Owner, LLC.....	DE.....	NIA.....	MCP Northyards Holdco, LLC.....	Ownership.....	100.000	MetLife, Inc.....	..N.....	
0241	MetLife.....						MCP Optimist Park Member, LLC.....	DE.....	NIA.....	MetLife Core Property Holdings, LLC.....	Ownership.....	100.000	MetLife, Inc.....	..N.....	
0241	MetLife.....						MCP Onyx, LLC.....	DE.....	NIA.....	MetLife Core Property Holdings, LLC.....	Ownership.....	100.000	MetLife, Inc.....	..N.....	
0241	MetLife.....		46-4054412..				MCP Paragon Point, LLC.....	DE.....	NIA.....	MetLife Core Property Holdings, LLC.....	Ownership.....	100.000	MetLife, Inc.....	..N.....	

Q12.14

**SCHEDULE Y**

**PART 1A - DETAIL OF INSURANCE HOLDING COMPANY SYSTEM**

1	2	3	4	5	6	7	8	9	10	11	12	13	14	15	16
Group Code	Group Name	NAIC Company Code	ID Number	Federal RSSD	CIK	Name of Securities Exchange if Publicly Traded (U.S. or International)	Names of Parent, Subsidiaries or Affiliates	Domiciliary Location	Relationship to Reporting Entity	Directly Controlled by (Name of Entity/Person)	Type of Control (Ownership Board, Management, Attorney-in-Fact, Influence, Other)	If Control is Ownership Provide Percentage	Ultimate Controlling Entity(ies)/Person(s)	Is an SCA Filing Required? (Y/N)	*
0241	MetLife.....		47-1567737..				MCP Plaza at Legacy, LLC.....	DE.....	NIA.....	MetLife Core Property Holdings, LLC.....	Ownership.....	100.000	MetLife, Inc.....	.....N.....	
0241	MetLife.....						MCP Seattle Gateway Industrial 1, LLC.....	DE.....	NIA.....	MetLife Core Property Holdings, LLC.....	Ownership.....	100.000	MetLife, Inc.....	.....N.....	
0241	MetLife.....						MCP Seattle Gateway Industrial II, LLC.....	DE.....	NIA.....	MetLife Core Property Holdings, LLC.....	Ownership.....	100.000	MetLife, Inc.....	.....N.....	
0241	MetLife.....						MCP Seventh and Osborn Retail Member, LLC	DE.....	NIA.....	MetLife Core Property Holdings, LLC.....	Ownership.....	100.000	MetLife, Inc.....	.....N.....	
0241	MetLife.....						MCP Astor at Osborn, LLC.....	DE.....	NIA.....	MetLife Core Property Holdings, LLC.....	Ownership.....	100.000	MetLife, Inc.....	.....N.....	
0241	MetLife.....						MCP Shakopee, LLC.....	DE.....	NIA.....	MetLife Core Property Holdings, LLC.....	Ownership.....	100.000	MetLife, Inc.....	.....N.....	
0241	MetLife.....						MCP Sleepy Hollow Member, LLC.....	DE.....	NIA.....	MetLife Core Property Holdings, LLC.....	Ownership.....	100.000	MetLife, Inc.....	.....N.....	
0241	MetLife.....		46-4075562..				MCP SoCal Industrial - Anaheim, LLC.....	DE.....	NIA.....	MetLife Core Property Holdings, LLC.....	Ownership.....	100.000	MetLife, Inc.....	.....N.....	
0241	MetLife.....		46-4388617..				MCP SoCal Industrial - Bernardo, LLC.....	DE.....	NIA.....	MetLife Core Property Holdings, LLC.....	Ownership.....	100.000	MetLife, Inc.....	.....N.....	
0241	MetLife.....		46-4075259..				MCP SoCal Industrial - Canyon, LLC.....	DE.....	NIA.....	MetLife Core Property Holdings, LLC.....	Ownership.....	100.000	MetLife, Inc.....	.....N.....	
0241	MetLife.....		46-4100416..				MCP SoCal Industrial - Concourse, LLC.....	DE.....	NIA.....	MetLife Core Property Holdings, LLC.....	Ownership.....	100.000	MetLife, Inc.....	.....N.....	
0241	MetLife.....		46-4064679..				MCP SoCal Industrial - Fullerton, LLC.....	DE.....	NIA.....	MetLife Core Property Holdings, LLC.....	Ownership.....	100.000	MetLife, Inc.....	.....N.....	
0241	MetLife.....		46-4088528..				MCP SoCal Industrial - Kellwood, LLC.....	DE.....	NIA.....	MetLife Core Property Holdings, LLC.....	Ownership.....	100.000	MetLife, Inc.....	.....N.....	
0241	MetLife.....		46-4111195..				MCP SoCal Industrial - LAX, LLC.....	DE.....	NIA.....	MetLife Core Property Holdings, LLC.....	Ownership.....	100.000	MetLife, Inc.....	.....N.....	
0241	MetLife.....		46-4054257..				MCP SoCal Industrial - Loker, LLC.....	DE.....	NIA.....	MetLife Core Property Holdings, LLC.....	Ownership.....	100.000	MetLife, Inc.....	.....N.....	
0241	MetLife.....		46-411426..				MCP SoCal Industrial - Redondo, LLC.....	DE.....	NIA.....	MetLife Core Property Holdings, LLC.....	Ownership.....	100.000	MetLife, Inc.....	.....N.....	
0241	MetLife.....		46-4100363..				MCP SoCal Industrial - Springdale, LLC.....	DE.....	NIA.....	MetLife Core Property Holdings, LLC.....	Ownership.....	100.000	MetLife, Inc.....	.....N.....	
0241	MetLife.....						MCP Stalene, LLC.....	DE.....	NIA.....	MetLife Core Property Holdings, LLC.....	Ownership.....	100.000	MetLife, Inc.....	.....N.....	
0241	MetLife.....		46-4023987..				MCP The Palms at Doral, LLC.....	DE.....	NIA.....	MetLife Core Property Holdings, LLC.....	Ownership.....	100.000	MetLife, Inc.....	.....N.....	
0241	MetLife.....		47-4062730..				MCP Trimble Campus, LLC.....	DE.....	NIA.....	MetLife Core Property Holdings, LLC.....	Ownership.....	100.000	MetLife, Inc.....	.....N.....	
0241	MetLife.....						MCP Union Row, LLC.....	DE.....	NIA.....	MetLife Core Property Holdings, LLC.....	Ownership.....	100.000	MetLife, Inc.....	.....N.....	
0241	MetLife.....						MCP Valley Forge One, LLC.....	DE.....	NIA.....	MCP Valley Forge, LLC.....	Management.....		MetLife, Inc.....	.....N.....	
0241	MetLife.....						MCP Valley Forge Owner, LLC.....	DE.....	NIA.....	MCP Valley Forge, LLC.....	Management.....		MetLife, Inc.....	.....N.....	
0241	MetLife.....						MCP Valley Forge Two, LLC.....	DE.....	NIA.....	MCP Valley Forge, LLC.....	Ownership.....	100.000	MetLife, Inc.....	.....N.....	
0241	MetLife.....						MCP Valley Forge, LLC.....	DE.....	NIA.....	MetLife Core Property Holdings, LLC.....	Ownership.....	100.000	MetLife, Inc.....	.....N.....	
0241	MetLife.....						MCP Vance Jackson, LLC.....	DE.....	NIA.....	MetLife Core Property Holdings, LLC.....	Ownership.....	100.000	MetLife, Inc.....	.....N.....	
0241	MetLife.....						MCP Vineyard Avenue Member, LLC.....	DE.....	NIA.....	MetLife Core Property Holdings, LLC.....	Ownership.....	100.000	MetLife, Inc.....	.....N.....	
0241	MetLife.....		47-1967401..				MCP VOA I & III, LLC.....	DE.....	NIA.....	MCP VOA Holdings, LLC.....	Ownership.....	100.000	MetLife, Inc.....	.....N.....	
0241	MetLife.....		47-1975006..				MCP VOA Holdings, LLC.....	DE.....	NIA.....	MetLife Core Property Holdings, LLC.....	Ownership.....	100.000	MetLife, Inc.....	.....N.....	
0241	MetLife.....		47-1966785..				MCP VOA II, LLC.....	DE.....	NIA.....	MCP VOA Holdings, LLC.....	Ownership.....	100.000	MetLife, Inc.....	.....N.....	
0241	MetLife.....		46-4032507..				MCP Waterford Atrium, LLC.....	DE.....	NIA.....	MetLife Core Property Holdings, LLC.....	Ownership.....	100.000	MetLife, Inc.....	.....N.....	
0241	MetLife.....		83-2524541..				MCP Wellington, LLC.....	DE.....	NIA.....	MetLife Core Property Holdings, LLC.....	Ownership.....	100.000	MetLife, Inc.....	.....N.....	
0241	MetLife.....						MCP West Broad Marketplace, LLC.....	DE.....	NIA.....	MetLife Core Property Holdings, LLC.....	Ownership.....	100.000	MetLife, Inc.....	.....N.....	
0241	MetLife.....						MCP-English Village, LLC.....	DE.....	NIA.....	MetLife Core Property Holdings, LLC.....	Ownership.....	100.000	MetLife, Inc.....	.....N.....	
0241	MetLife.....						MCPF - Needham, LLC.....	DE.....	NIA.....	MCP MA Property REIT, LLC.....	Ownership.....	100.000	MetLife, Inc.....	.....N.....	
0241	MetLife.....						MCPF Acquisition, LLC.....	DE.....	NIA.....	MetLife Core Property Holdings, LLC.....	Ownership.....	100.000	MetLife, Inc.....	.....N.....	

Q12.15

**SCHEDULE Y**

**PART 1A - DETAIL OF INSURANCE HOLDING COMPANY SYSTEM**

1	2	3	4	5	6	7	8	9	10	11	12	13	14	15	16
Group Code	Group Name	NAIC Company Code	ID Number	Federal RSSD	CIK	Name of Securities Exchange if Publicly Traded (U.S. or International)	Names of Parent, Subsidiaries or Affiliates	Domiciliary Location	Relationship to Reporting Entity	Directly Controlled by (Name of Entity/Person)	Type of Control (Ownership Board, Management, Attorney-in-Fact, Influence, Other)	If Control is Ownership Provide Percentage	Ultimate Controlling Entity(ies)/Person(s)	Is an SCA Filing Required? (Y/N)	*
0241	MetLife.....		83-1015971..				MCPF Foxborough, LLC .....	DE.....	NIA.....	MCP MA Property REIT, LLC.....	Ownership.....	100.000	MetLife, Inc.....	..N.....	
0241	MetLife.....						MetLife Senior Direct Lending GP, LLC.....	DE.....	NIA.....	MetLife Investment Management, LLC.....	Ownership.....	100.000	MetLife, Inc.....	..N.....	
0241	MetLife.....						MetLife Senior Direct Lending Fund, LP .....	CYM.....	NIA.....	MetLife Senior Direct Lending GP, LLC.....	Management.....		MetLife, Inc.....	..N.....	
0241	MetLife.....						MLJ US Feeder LLC.....	DE.....	NIA.....	MetLife Senior Direct Lending GP, LLC.....	Management.....		MetLife, Inc.....	..N.....	
0241	MetLife.....						MetLife Senior Direct Lending Finco, LLC .....	DE.....	NIA.....	MetLife Senior Direct Lending Fund GP, LLC..	Ownership.....	100.000	MetLife, Inc.....	..N.....	
0241	MetLife.....						MetLife Senior Direct Lending Holdings, LP .....	DE.....	NIA.....	MetLife Senior Direct Lending Finco, LLC .....	Ownership.....	100.000	MetLife, Inc.....	..N.....	
0241	MetLife.....		13-4075851..				MetLife Commercial Mortgage Income Fund GP, LLC	DE.....	NIA.....	MetLife Investment Management, LLC.....	Ownership.....	100.000	MetLife, Inc.....	..N.....	
0241	MetLife.....		47-2630137..				MetLife Commercial Mortgage Income Fund, LP	DE.....	NIA.....	MetLife Commercial Mortgage Income Fund GP, LLC	Management.....		MetLife, Inc.....	..N.....	
0241	MetLife.....		47-2688528..				MetLife Commercial Mortgage REIT, LLC.....	DE.....	NIA.....	MetLife Commercial Mortgage Income Fund, LP	Ownership.....	100.000	MetLife, Inc.....	..N.....	
0241	MetLife.....		47-2703778..				MetLife Commercial Mortgage Originator, LLC..	DE.....	NIA.....	MetLife Commercial Mortgage REIT, LLC.....	Ownership.....	100.000	MetLife, Inc.....	..N.....	
0241	MetLife.....		47-5495603..				MCMIF Holdco I, LLC.....	DE.....	NIA.....	MetLife Commercial Mortgage Originator, LLC	Ownership.....	100.000	MetLife, Inc.....	..N.....	
0241	MetLife.....						MCMIF Holdco II, LLC.....	DE.....	NIA.....	MetLife Commercial Mortgage Originator, LLC	Ownership.....	100.000	MetLife, Inc.....	..N.....	
0241	MetLife.....						MCMIF Holdco III, LLC.....	DE.....	NIA.....	MetLife Commercial Mortgage Originator, LLC	Ownership.....	100.000	MetLife, Inc.....	..N.....	
0241	MetLife.....		81-0706365..				Versant Health, Inc.....	DE.....	NIA.....	MetLife, Inc.....	Ownership.....	100.000	MetLife, Inc.....	..N.....	
0241	MetLife.....		81-0711451..				Versant Health Holdco, Inc.....	DE.....	NIA.....	Versant Health, Inc.....	Ownership.....	100.000	MetLife, Inc.....	..N.....	
0241	MetLife.....		80-0769466..				Versant Health Consolidations Corp.....	DE.....	NIA.....	Versant Health Holdco, Inc.....	Ownership.....	100.000	MetLife, Inc.....	..N.....	
0241	MetLife.....		82-3220801..				WDV Acquisition Corp.....	DE.....	NIA.....	Versant Health Consolidations Corp.....	Ownership.....	100.000	MetLife, Inc.....	..N.....	
0241	MetLife.....		20-8963174..				Superior Vision Holdings, Inc.....	DE.....	NIA.....	Versant Health Consolidations Corp.....	Ownership.....	100.000	MetLife, Inc.....	..N.....	
0241	MetLife.....		51-0418587..				Block Vision Holdings Corporation.....	DE.....	NIA.....	Versant Health Consolidations Corp.....	Ownership.....	100.000	MetLife, Inc.....	..N.....	
0241	MetLife.....		11-3051991..				Davis Vision, Inc.....	NY.....	NIA.....	WDV Acquisition Corp.....	Ownership.....	100.000	MetLife, Inc.....	..N.....	
0241	MetLife.....		11-2958041..				DavisVision IPA, Inc.....	NY.....	NIA.....	Davis Vision, Inc.....	Ownership.....	100.000	MetLife, Inc.....	..N.....	
0241	MetLife.....		84-1800280..				Versant Health Lab, LLC.....	DE.....	NIA.....	Davis Vision, Inc.....	Ownership.....	100.000	MetLife, Inc.....	..N.....	
0241	MetLife.....		46-5001007..				Superior Procurement, Inc .....	DE.....	NIA.....	Superior Vision Holdings, Inc.....	Ownership.....	100.000	MetLife, Inc.....	..N.....	
0241	MetLife.....		13-3741352..				Superior Vision Services, Inc.....	DE.....	NIA.....	Superior Vision Holdings, Inc.....	Ownership.....	100.000	MetLife, Inc.....	..N.....	
0241	MetLife.....		86-0757439..				Superior Vision Insurance, Inc.....	AZ.....	IA.....	Superior Vision Services, Inc.....	Ownership.....	100.000	MetLife, Inc.....	..N.....	
0241	MetLife.....		11-3391532..				Vision Twenty-One Managed Eye Care IPA, Inc.	NY.....	NIA.....	Block Vision Holdings Corporation.....	Ownership.....	100.000	MetLife, Inc.....	..N.....	
0241	MetLife.....		39-1736329..				Superior Vision Insurance Plan of Wisconsin, Inc.	WI.....	IA.....	Block Vision Holdings Corporation.....	Ownership.....	100.000	MetLife, Inc.....	..N.....	
0241	MetLife.....		59-2749609..				Vision 21 Physician Practice Management Company	FL.....	NIA.....	Block Vision Holdings Corporation.....	Ownership.....	100.000	MetLife, Inc.....	..N.....	
0241	MetLife.....		22-2512390..				Superior Vision Benefit Management, Inc.....	NJ.....	NIA.....	Block Vision Holdings Corporation.....	Ownership.....	100.000	MetLife, Inc.....	..N.....	
0241	MetLife.....		59-3203060..				Vision 21 Managed Eye Care of Tampa Bay, Inc.	FL.....	NIA.....	Superior Vision Benefit Management, Inc.....	Ownership.....	100.000	MetLife, Inc.....	..N.....	

Q12.16

**SCHEDULE Y**

**PART 1A - DETAIL OF INSURANCE HOLDING COMPANY SYSTEM**

1	2	3	4	5	6	7	8	9	10	11	12	13	14	15	16
Group Code	Group Name	NAIC Company Code	ID Number	Federal RSSD	CIK	Name of Securities Exchange if Publicly Traded (U.S. or International)	Names of Parent, Subsidiaries or Affiliates	Domiciliary Location	Relationship to Reporting Entity	Directly Controlled by (Name of Entity/Person)	Type of Control (Ownership Board, Management, Attorney-in-Fact, Influence, Other)	If Control is Ownership Provide Percentage	Ultimate Controlling Entity(ies)/Person(s)	Is an SCA Filing Required? (Y/N)	*
0241	MetLife.....	.....	75-2631278..	.....	.....	.....	Block Vision of Texas, Inc. ....	TX.....	IA.....	Superior Vision Benefit Management, Inc.....	Ownership.....	...100.000	MetLife, Inc.....	.....N.....	.....
0241	MetLife.....	.....	22-3343185..	.....	.....	.....	UVC Independent Practice Association, Inc.....	NY.....	NIA.....	Superior Vision Benefit Management, Inc.....	Ownership.....	...100.000	MetLife, Inc.....	.....N.....	.....
0241	MetLife.....	.....	52-1618385..	.....	.....	.....	MEC Health Care, Inc.....	MD.....	NIA.....	Superior Vision Benefit Management, Inc.....	Ownership.....	...100.000	MetLife, Inc.....	.....N.....	.....
0241	MetLife.....	.....	20-5580363..	.....	.....	.....	Superior Vision of New Jersey, Inc.....	NJ.....	IA.....	Superior Vision Benefit Management, Inc.....	Ownership.....	...100.000	MetLife, Inc.....	.....N.....	.....

Q12.17

Statement for March 31, 2021 of the **Metropolitan Property and Casualty Insurance Company**  
**PART 1 - LOSS EXPERIENCE**

Lines of Business	Current Year to Date			4 Prior Year to Date Direct Loss Percentage
	1 Direct Premiums Earned	2 Direct Losses Incurred	3 Direct Loss Percentage	
1. Fire.....	1,349,499	835,719	61.928	61.928
2. Allied lines.....	4,066,235	692,628	17.034	8.835
3. Farmowners multiple peril.....			0.000	
4. Homeowners multiple peril.....	165,960,477	95,158,733	57.338	51.494
5. Commercial multiple peril.....	2,435,548	4,492,529	184.457	51.521
6. Mortgage guaranty.....			0.000	
8. Ocean marine.....			0.000	
9. Inland marine.....	4,749,719	995,508	20.959	25.459
10. Financial guaranty.....			0.000	
11.1. Medical professional liability - occurrence.....			0.000	
11.2. Medical professional liability - claims-made.....			0.000	
12. Earthquake.....	1,489,151	143,252	9.620	8.153
13. Group accident and health.....			0.000	
14. Credit accident and health.....			0.000	
15. Other accident and health.....	18,151,024	6,882,868	37.920	37.080
16. Workers' compensation.....			0.000	
17.1. Other liability-occurrence.....	11,722,740	6,921,462	59.043	81.240
17.2. Other liability-claims made.....			0.000	
17.3. Excess workers' compensation.....			0.000	
18.1. Products liability-occurrence.....			0.000	
18.2. Products liability-claims made.....			0.000	
19.1, 19.2. Private passenger auto liability.....	89,998,039	45,738,417	50.822	62.479
19.3, 19.4. Commercial auto liability.....	2,636,033	3,813,807	144.680	117.507
21. Auto physical damage.....	78,473,417	37,963,009	48.377	45.320
22. Aircraft (all perils).....			0.000	
23. Fidelity.....			0.000	
24. Surety.....			0.000	
26. Burglary and theft.....			0.000	
27. Boiler and machinery.....			0.000	
28. Credit.....			0.000	
29. International.....			0.000	
30. Warranty.....			0.000	
31. Reinsurance-nonproportional assumed property.....	XXX	XXX	XXX	XXX
32. Reinsurance-nonproportional assumed liability.....	XXX	XXX	XXX	XXX
33. Reinsurance-nonproportional assumed financial lines.....	XXX	XXX	XXX	XXX
34. Aggregate write-ins for other lines of business.....	0	0	0.000	
35. Totals.....	381,031,882	203,637,932	53.444	53.768
<b>DETAILS OF WRITE-INS</b>				
3401.....			0.000	
3402.....			0.000	
3403.....			0.000	
3498. Sum. of remaining write-ins for Line 34 from overflow page.....	0	0	0.000	XXX
3499. Totals (Lines 3401 thru 3403 plus 3498) (Line 34).....	0	0	0.000	

**PART 2 - DIRECT PREMIUMS WRITTEN**

Lines of Business	1	2	3
	Current Quarter	Current Year to Date	Prior Year Year to Date
1. Fire.....	1,332,999	1,332,999	1,332,999
2. Allied lines.....	3,573,161	3,573,161	2,538,409
3. Farmowners multiple peril.....			
4. Homeowners multiple peril.....	143,764,196	143,764,196	148,110,530
5. Commercial multiple peril.....	(59,598)	(59,598)	5,214,494
6. Mortgage guaranty.....			
8. Ocean marine.....			
9. Inland marine.....	3,978,528	3,978,528	4,078,669
10. Financial guaranty.....			
11.1. Medical professional liability - occurrence.....			
11.2. Medical professional liability - claims made.....			
12. Earthquake.....	1,352,966	1,352,966	1,369,555
13. Group accident and health.....			
14. Credit accident and health.....			
15. Other accident and health.....	64,024,476	64,024,476	51,106,365
16. Workers' compensation.....			
17.1. Other liability-occurrence.....	10,966,963	10,966,963	11,225,093
17.2. Other liability-claims made.....			
17.3. Excess workers' compensation.....			
18.1. Products liability-occurrence.....			
18.2. Products liability-claims made.....			
19.1 19.2. Private passenger auto liability.....	88,479,214	88,479,214	91,927,109
19.3 19.4. Commercial auto liability.....	111,475	111,475	7,325,641
21. Auto physical damage.....	77,818,986	77,818,986	79,563,249
22. Aircraft (all perils).....			
23. Fidelity.....			
24. Surety.....			
26. Burglary and theft.....			
27. Boiler and machinery.....			
28. Credit.....			
29. International.....			
30. Warranty.....			
31. Reinsurance-nonproportional assumed property.....	XXX	XXX	XXX
32. Reinsurance-nonproportional assumed liability.....	XXX	XXX	XXX
33. Reinsurance-nonproportional assumed financial lines.....	XXX	XXX	XXX
34. Aggregate write-ins for other lines of business.....	0	0	0
35. Totals.....	395,343,366	395,343,366	403,792,113
<b>DETAILS OF WRITE-INS</b>			
3401.....			
3402.....			
3403.....			
3498. Sum. of remaining write-ins for Line 34 from overflow page.....	0	0	0
3499. Totals (Lines 3401 thru 3403 plus 3498) (Line 34).....	0	0	0

Statement for March 31, 2021 of the **Metropolitan Property and Casualty Insurance Company**  
**PART 3 (000 omitted)**

**LOSS AND LOSS ADJUSTMENT EXPENSE RESERVES SCHEDULE**

	1	2	3	4	5	6	7	8	9	10	11	12	13
Years in Which Losses Occurred	Prior Year-End Known Case Loss and LAE Reserves	Prior Year-End IBNR Loss and LAE Reserves	Total Prior Year-End Loss and LAE Reserves (Cols. 1 + 2)	2021 Loss and LAE Payments on Claims Reported as of Prior Year-End	2021 Loss and LAE Payments on Claims Unreported as of Prior Year-End	Total 2021 Loss and LAE Payments (Cols. 4 + 5)	Q.S. Date Known Case Loss and LAE Reserves on Claims Reported and Open as of Prior Year-End	Q.S. Date Known Case Loss and LAE Reserves on Claims Reported or Reopened Subsequent to Prior Year-End	Q.S. Date IBNR Loss and LAE Reserves	Total Q.S. Loss and LAE Reserves (Cols. 7 + 8 + 9)	Prior Year-End Known Case Loss and LAE Reserves Developed (Savings)/Deficiency (Cols. 4 + 7 minus Col. 1)	Prior Year-End IBNR Loss and LAE Reserves Developed (Savings)/Deficiency (Cols. 5 + 8 + 9 minus Col. 2)	Prior Year-End Total Loss and LAE Reserve Developed (Savings)/Deficiency (Cols. 11 + 12)
1. 2018 + Prior.....	410,123	27,497	437,620	48,346	303	48,649	368,887	4,324	32,706	405,918	7,110	9,836	16,946
2. 2019.....	342,077	62,588	404,665	47,268	3,066	50,334	295,835	8,825	57,299	361,959	1,026	6,603	7,628
3. Subtotals 2019 + Prior.....	752,200	90,085	842,285	95,614	3,369	98,983	664,722	13,150	90,005	767,877	8,136	16,439	24,575
4. 2020.....	608,450	219,485	827,935	149,667	42,627	192,294	406,667	50,795	164,462	621,924	(52,116)	38,399	(13,717)
5. Subtotals 2020 + Prior.....	1,360,651	309,570	1,670,220	245,281	45,996	291,277	1,071,390	63,945	254,466	1,389,801	(43,981)	54,838	10,857
6. 2021.....	XXX	XXX	XXX	XXX	252,771	252,771	XXX	226,937	99,266	326,204	XXX	XXX	XXX
7. Totals.....	1,360,651	309,570	1,670,220	245,281	298,767	544,048	1,071,390	290,882	353,733	1,716,004	(43,981)	54,838	10,857
8. Prior Year-End's Surplus As Regards Policyholders	2,249,258												
											Col. 11, Line 7 As % of Col. 1, Line 7	Col. 12, Line 7 As % of Col. 2, Line 7	Col. 13, Line 7 As % of Col. 3, Line 7
											1. ....(3.2)%	2. ....17.7 %	3. ....0.7 %
													Col. 13, Line 7 Line 8
													4. ....0.5 %

Q14



Statement for March 31, 2021 of the **Metropolitan Property and Casualty Insurance Company**  
**SUPPLEMENTAL EXHIBITS AND SCHEDULES INTERROGATORIES**

The following supplemental reports are required to be filed as part of your statement filing. However, in the event that your company does not transact the type of business for which the special report must be filed, your response of NO to the specific interrogatory will be accepted in lieu of filing a "NONE" report and a bar code will be printed below. If the supplement is required of your company but is not being filed for whatever reason, enter SEE EXPLANATION and provide an explanation following the interrogatory questions.

	<b>Response</b>
1. Will the Trusteed Surplus Statement be filed with the state of domicile and the NAIC with this statement?	NO
2. Will Supplement A to Schedule T (Medical Professional Liability Supplement) be filed with this statement?	NO
3. Will the Medicare Part D Coverage Supplement be filed with the state of domicile and the NAIC with this statement?	NO
4. Will the Director and Officer Insurance Coverage Supplement be filed with the state of domicile and the NAIC with this statement?	NO

**Explanation:**

1. The data for this supplement is not required to be filed.
2. The data for this supplement is not required to be filed.
3. The data for this supplement is not required to be filed.
4. The data for this supplement is not required to be filed.

**Bar Code:**



Statement for March 31, 2021 of the **Metropolitan Property and Casualty Insurance Company**  
**Overflow Page for Write-Ins**

**Additional Write-ins for Assets:**

	Current Statement Date			4 December 31, Prior Year Net Admitted Assets
	1 Assets	2 Nonadmitted Assets	3 Net Admitted Assets (Cols. 1 - 2)	
2504. Intangible asset.....	44,000	44,000	0	
2597. Summary of remaining write-ins for Line 25.....	44,000	44,000	0	0

Statement for March 31, 2021 of the **Metropolitan Property and Casualty Insurance Company**  
**SCHEDULE A - VERIFICATION**

Real Estate

	1 Year to Date	2 Prior Year Ended December 31
1. Book/adjusted carrying value, December 31 of prior year.....	0	0
2. Cost of acquired:		
2.1 Actual cost at time of acquisition.....		
2.2 Additional investment made after acquisition.....		
3. Current year change in encumbrances.....		
4. Total gain (loss) on disposals.....		
5. Deduct amounts received on disposals.....		
6. Total foreign exchange change in book/adjusted carrying value.....		
7. Deduct current year's other-than-temporary impairment recognized.....		
8. Deduct current year's depreciation.....		
9. Book/adjusted carrying value at end of current period (Lines 1+2+3+4-5+6-7-8).....	0	0
10. Deduct total nonadmitted amounts.....		
11. Statement value at end of current period (Line 9 minus Line 10).....	0	0

**SCHEDULE B - VERIFICATION**

Mortgage Loans

	1 Year to Date	2 Prior Year Ended December 31
1. Book value/recorded investment excluding accrued interest, December 31 of prior year.....	394,874,431	349,510,837
2. Cost of acquired:		
2.1 Actual cost at time of acquisition.....		60,196,276
2.2 Additional investment made after acquisition.....	157,694	8,109,392
3. Capitalized deferred interest and other.....		
4. Accrual of discount.....	248,324	143,369
5. Unrealized valuation increase (decrease).....		
6. Total gain (loss) on disposals.....	423,827	
7. Deduct amounts received on disposals.....	107,430,254	23,085,443
8. Deduct amortization of premium and mortgage interest points and commitment fees.....	1,600	
9. Total foreign exchange change in book value/recorded investment excluding accrued interest.....		
10. Deduct current year's other-than-temporary impairment recognized.....		
11. Book value/recorded investment excluding accrued interest at end of current period (Lines 1+2+3+4+5+6-7-8-9-10).....	288,272,422	394,874,431
12. Total valuation allowance.....	(151,175)	(269,585)
13. Subtotal (Line 11 plus Line 12).....	288,121,247	394,604,846
14. Deduct total nonadmitted amounts.....		
15. Statement value at end of current period (Line 13 minus Line 14).....	288,121,247	394,604,846

**SCHEDULE BA - VERIFICATION**

Other Long-Term Invested Assets

	1 Year to Date	2 Prior Year Ended December 31
1. Book/adjusted carrying value, December 31 of prior year.....	382,105,280	307,543,168
2. Cost of acquired:		
2.1 Actual cost at time of acquisition.....	5,771,523	7,626,289
2.2 Additional investment made after acquisition.....	21,789,207	67,086,126
3. Capitalized deferred interest and other.....		
4. Accrual of discount.....		
5. Unrealized valuation increase (decrease).....	(21,897,529)	20,573,727
6. Total gain (loss) on disposals.....	19,129,337	(868,408)
7. Deduct amounts received on disposals.....	221,206,726	20,945,223
8. Deduct amortization of premium and depreciation.....		
9. Total foreign exchange change in book/adjusted carrying value.....	(659,551)	1,427,801
10. Deduct current year's other-than-temporary impairment recognized.....		338,200
11. Book/adjusted carrying value at end of current period (Lines 1+2+3+4+5+6-7-8-9-10).....	185,031,541	382,105,280
12. Deduct total nonadmitted amounts.....		
13. Statement value at end of current period (Line 11 minus Line 12).....	185,031,541	382,105,280

**SCHEDULE D - VERIFICATION**

Bonds and Stocks

	1 Year to Date	2 Prior Year Ended December 31
1. Book/adjusted carrying value of bonds and stocks, December 31 of prior year.....	4,014,159,528	4,194,158,990
2. Cost of bonds and stocks acquired.....	255,976,166	1,074,747,407
3. Accrual of discount.....	1,417,683	5,083,074
4. Unrealized valuation increase (decrease).....	13,861,588	(46,544,874)
5. Total gain (loss) on disposals.....	21,801,205	9,879,002
6. Deduct consideration for bonds and stocks disposed of.....	896,396,646	1,193,959,115
7. Deduct amortization of premium.....	4,029,008	15,185,888
8. Total foreign exchange change in book/adjusted carrying value.....	867,452	3,462,247
9. Deduct current year's other-than-temporary impairment recognized.....	1,696,470	19,170,677
10. Total investment income recognized as a result of prepayment penalties and/or acceleration fees.....	360,335	1,689,362
11. Book/adjusted carrying value at end of current period (Lines 1+2+3+4+5-6-7-8-9-10).....	3,406,321,833	4,014,159,528
12. Deduct total nonadmitted amounts.....	7,567,842	3,926,052
13. Statement value at end of current period (Line 11 minus Line 12).....	3,398,753,990	4,010,233,476

**SCHEDULE D - PART 1B**

Showing the Acquisitions, Dispositions and Non-Trading Activity

During the Current Quarter for all Bonds and Preferred Stock by NAIC Designation

NAIC Designation	1 Book/Adjusted Carrying Value Beginning of Current Quarter	2 Acquisitions During Current Quarter	3 Dispositions During Current Quarter	4 Non-Trading Activity During Current Quarter	5 Book/Adjusted Carrying Value End of First Quarter	6 Book/Adjusted Carrying Value End of Second Quarter	7 Book/Adjusted Carrying Value End of Third Quarter	8 Book/Adjusted Carrying Value December 31 Prior Year
<b>BONDS</b>								
1. NAIC 1 (a).....	2,346,221,186	749,086,342	1,133,616,298	(9,295,672)	1,952,395,558			2,346,221,186
2. NAIC 2 (a).....	707,038,507	46,744,221	177,861,127	3,998,489	579,920,090			707,038,507
3. NAIC 3 (a).....	216,994,881	-	49,003,336	1,381,939	169,373,484			216,994,881
4. NAIC 4 (a).....	64,227,187	1,987,038	30,852,392	(4,374,644)	30,987,189			64,227,187
5. NAIC 5 (a).....	4,329,749	-	797,699	862,364	4,394,414			4,329,749
6. NAIC 6 (a).....	3	-	5,501,901	5,501,902	4			3
7. Total Bonds.....	3,338,811,513	797,817,601	1,397,632,753	(1,925,622)	2,737,070,739	0	0	3,338,811,513
<b>PREFERRED STOCK</b>								
8. NAIC 1.....	5,900,000				5,900,000			5,900,000
9. NAIC 2.....	34,526,000			(617,000)	33,909,000			34,526,000
10. NAIC 3.....	-				0			
11. NAIC 4.....	-				0			
12. NAIC 5.....	379,790				379,790			379,790
13. NAIC 6.....	-				0			
14. Total Preferred Stock.....	40,805,790	0	0	(617,000)	40,188,790	0	0	40,805,790
15. Total Bonds and Preferred Stock.....	3,379,617,303	797,817,601	1,397,632,753	(2,542,622)	2,777,259,529	0	0	3,379,617,303

QS102

(a) Book/Adjusted Carrying Value column for the end of the current reporting period includes the following amount of short-term and cash equivalent bonds by NAIC designation:

NAIC 1 \$.....149,998,703; NAIC 2 \$.....0; NAIC 3 \$.....0; NAIC 4 \$.....0; NAIC 5 \$.....0; NAIC 6 \$.....0.

Statement for March 31, 2021 of the **Metropolitan Property and Casualty Insurance Company**  
**SCHEDULE DA - PART 1**

Short-Term Investments

	1 Book/Adjusted Carrying Value	2 Par Value	3 Actual Cost	4 Interest Collected Year To Date	5 Paid for Accrued Interest Year To Date
9199999.....		X			

**NONE**

**SCHEDULE DA - VERIFICATION**

Short-Term Investments

	1 Year To Date	2 Prior Year Ended December 31
1. Book/adjusted carrying value, December 31 of prior year.....	.0	29,972,042
2. Cost of short-term investments acquired.....	899,939	41,458,195
3. Accrual of discount.....	18	14,227
4. Unrealized valuation increase (decrease).....		
5. Total gain (loss) on disposals.....	22	48,893
6. Deduct consideration received on disposals.....	899,979	71,493,357
7. Deduct amortization of premium.....		
8. Total foreign exchange change in book/adjusted carrying value.....		
9. Deduct current year's other-than-temporary impairment recognized.....		
10. Book/adjusted carrying value at end of current period (Lines 1+2+3+4+5-6-7+8-9).....	.0	.0
11. Deduct total nonadmitted amounts.....		
12. Statement value at end of current period (Line 10 minus Line 11).....	.0	.0

**SCHEDULE DB - PART A - VERIFICATION**

Options, Caps, Floors, Collars, Swaps and Forwards

1. Book/adjusted carrying value, December 31, prior year (Line 10, prior year).....	1,529,159
2. Cost paid/(consideration received) on additions.....	(1,905,863)
3. Unrealized valuation increase/(decrease).....	(241,714)
4. SSAP No. 108 adjustments.....	
5. Total gain (loss) on termination recognized.....	186,245
6. Considerations received/(paid) on terminations.....	98,149
7. Amortization.....	(40,964)
8. Adjustment to the book/adjusted carrying value of hedge item.....	
9. Total foreign exchange change in book/adjusted carrying value.....	571,286
10. Book/adjusted carrying value at end of current period (Lines 1 + 2 + 3 + 4 + 5 - 6 + 7 + 8 + 9).....	0
11. Deduct nonadmitted assets.....	
12. Statement value at end of current period (Line 10 minus Line 11).....	0

**SCHEDULE DB - PART B - VERIFICATION**

Futures Contracts

1. Book/adjusted carrying value, December 31, prior year (Line 6, prior year).....	
2. Cumulative cash change (Section 1, Broker Name/Net Cash Deposits Footnote - Cumulative Cash Change column).....	
3.1 Add:	
Change in variation margin on open contracts - Highly Effective Hedges:	
3.11 Section 1, Column 15, current year to date minus.....	
3.12 Section 1, Column 15, prior year.....	0
Change in variation margin on open contracts - All Other:	
3.13 Section 1, Column 18, current year to date minus.....	
3.14 Section 1, Column 18, prior year.....	0
3.2 Add:	
Change in adjustment to basis of hedged item:	
3.21 Section 1, Column 17, current year to date minus.....	
3.22 Section 1, Column 17, prior year.....	0
Change in amount recognized:	<b>NONE</b>
3.23 Section 1, Column 19, current year to date minus.....	
3.24 Section 1, Column 19, prior year plus.....	
3.25 SSAP No. 108 adjustments.....	0
3.3 Subtotal (Line 3.1 minus Line 3.2).....	0
4.1 Cumulative variation margin on terminated contracts during the year.....	
4.2 Less:	
4.21 Amount used to adjust basis of hedged item.....	
4.22 Amount recognized.....	
4.23 SSAP No. 108 adjustments.....	0
4.3 Subtotal (Line 4.1 minus Line 4.2).....	0
5. Dispositions gains (losses) on contracts terminated in prior year:	
5.1 Total gain (loss) recognized for terminations in prior year.....	
5.2 Total gain (loss) adjusted into the hedged item(s) for the terminations in prior year.....	
6. Book/adjusted carrying value at end of current period (Lines 1 + 2 + 3.3 - 4.3 - 5.1 - 5.2).....	0
7. Deduct nonadmitted assets.....	
8. Statement value at end of current period (Line 6 minus Line 7).....	0

**SCHEDULE DB - PART C - SECTION 1**

Replication (Synthetic Asset) Transactions Open as of Current Statement Date

Replication (Synthetic) Asset Transactions								Components of the Replication (Synthetic Asset) Transactions							
1	2	3	4	5	6	7	8	Derivative Instrument(s) Open			Cash Instrument(s) Held				
		NAIC Designation or Other Description	Notional Amount	Book/Adjusted Carrying Value	Fair Value	Effective Date	Maturity Date	9	10	11	12	13	14	15	16
Number	Description	Description	Amount	Value	Value	Date	Date	Description	Book/Adjusted Carrying Value	Fair Value	CUSIP	Description	NAIC Designation or Other Description	Book/Adjusted Carrying Value	Fair Value

**NONE**

Statement for March 31, 2021 of the **Metropolitan Property and Casualty Insurance Company**  
**SCHEDULE DB - PART C - SECTION 2**

Reconciliation (Synthetic Asset) Transactions Open

	First Quarter		Second Quarter		Third Quarter		Fourth Quarter		Year-To-Date	
	1 Number of Positions	2 Total Replication (Synthetic Asset) Transactions Statement Value	3 Number of Positions	4 Total Replication (Synthetic Asset) Transactions Statement Value	5 Number of Positions	6 Total Replication (Synthetic Asset) Transactions Statement Value	7 Number of Positions	8 Total Replication (Synthetic Asset) Transactions Statement Value	9 Number of Positions	10 Total Replication (Synthetic Asset) Transactions Statement Value
1. Beginning Inventory.....	1	82,978,219	0	0	0	0	0	0	1	82,978,219
2. Add: Opened or acquired transactions.....									0	0
3. Add: Increases in replication (synthetic asset) transactions statement value.....	XXX		XXX		XXX		XXX		XXX	0
4. Less: Closed or disposed of transactions.....									0	0
5. Less: Positions disposed of for failing effectiveness criteria.....									0	0
6. Less: Decreases in replication (synthetic asset) transactions statement value.....	XXX		XXX		XXX		XXX		XXX	0
7. Ending Inventory.....	1	82,978,219	0	0	0	0	0	0	1	82,978,219

90150



Statement for March 31, 2021 of the **Metropolitan Property and Casualty Insurance Company**  
**SCHEDULE DB - VERIFICATION**

Verification of Book/Adjusted Carrying Value, Fair Value and Potential Exposure of all Open Derivative Contracts

Book/Adjusted Carrying Value Check

1.	Part A, Section 1, Column 14.....	_____	
2.	Part B, Section 1, Column 15 plus Part B, Section 1 Footnote - Total Ending Cash Balance.....	_____	
3.	Total (Line 1 plus Line 2).....	_____	0
4.	Part D, Section 1, Column 6.....	_____	
5.	Part D, Section 1, Column 7.....	_____	
6.	Total (Line 3 minus Line 4 minus Line 5).....	_____	0

Fair Value Check

7.	Part A, Section 1, Column 16.....	_____	
8.	Part B, Section 1, Column 13.....	_____	
9.	Total (Line 7 plus Line 8).....	_____	0
10.	Part D, Section 1, Column 9.....	_____	
11.	Part D, Section 1, Column 10.....	_____	
12.	Total (Line 9 minus Line 10 minus Line 11).....	_____	0

**NONE**

Potential Exposure Check

13.	Part A, Section 1, Column 21.....	_____	
14.	Part B, Section 1, Column 20.....	_____	
15.	Part D, Section 1, Column 12.....	_____	
16.	Total (Line 13 plus Line 14 minus Line 15).....	_____	0

**SCHEDULE E - PART 2 - VERIFICATION**

## Cash Equivalents

	1 Year To Date	2 Prior Year Ended December 31
1. Book/adjusted carrying value, December 31 of prior year.....	163,795,130	82,809,112
2. Cost of cash equivalents acquired.....	541,946,807	2,157,350,397
3. Accrual of discount.....	24,659	412,910
4. Unrealized valuation increase (decrease).....		
5. Total gain (loss) on disposals.....	12,863	20,038
6. Deduct consideration received on disposals.....	555,780,755	2,076,797,327
7. Deduct amortization of premium.....		
8. Total foreign exchange change in book/ adjusted carrying value.....		
9. Deduct current year's other-than-temporary impairment recognized.....		
10. Book/adjusted carrying value at end of current period (Lines 1+2+3+4+5-6-7+8-9).....	149,998,704	163,795,130
11. Deduct total nonadmitted amounts.....		
12. Statement value at end of current period (Line 10 minus Line 11).....	149,998,704	163,795,130

**SCHEDULE A - PART 2**

Showing all Real Estate ACQUIRED AND ADDITIONS MADE During the Current Quarter

1 Description of Property	Location		4 Date Acquired	5 Name of Vendor	6 Actual Cost at Time of Acquisition	7 Amount of Encumbrances	8 Book/Adjusted Carrying Value Less Encumbrances	9 Additional Investment Made After Acquisition
	2 City	3 State						

**NONE**

QE01

**SCHEDULE A - PART 3**

Showing all Real Estate DISPOSED During the Quarter, Including Payments During the Final Year on "Sales Under Contract "

1 Description of Property	Location		4 Disposal Date	5 Name of Purchaser	6 Actual Cost	7 Expended for Additions, Permanent Improvements and Changes in Encumbrances	8 Book/Adjusted Carrying Value Less Encumbrances Prior Year	Change in Book/Adjusted Carrying Value Less Encumbrances					14 Book/Adjusted Carrying Value Less Encumbrances on Disposal	15 Amounts Received During Year	16 Foreign Exchange Gain (Loss) on Disposal	17 Realized Gain (Loss) on Disposal	18 Total Gain (Loss) on Disposal	19 Gross Income Earned Less Interest Incurred on Encumbrances	20 Taxes, Repairs, and Expenses Incurred
	2 City	3 State						9 Current Year's Depreciation	10 Current Year's Other-Than-Temporary Impairment Recognized	11 Current Year's Change in Encumbrances	12 Total Change in B./A.C.V. (11 - 9 - 10)	13 Total Foreign Exchange Change in B./A.C.V.							

**NONE**

Statement for March 31, 2021 of the **Metropolitan Property and Casualty Insurance Company**

**SCHEDULE B - PART 2**

Showing all Mortgage Loans ACQUIRED AND ADDITIONS MADE During the Current Quarter

1 Loan Number	Location		4 Loan Type	5 Date Acquired	6 Rate of Interest	7 Actual Cost at Time of Acquisition	8 Additional Investment Made After Acquisition	9 Value of Land and Buildings
	2 City	3 State						
<b>Mortgages in Good Standing - Farm Mortgages</b>								
0000199058.....	Platte.....	NE.....		07/21/2017....	4.100	-	32,500	2,046,750
0199999. Total - Mortgages in Good Standing - Farm Mortgages.....				XXX.....	XXX.....	0	32,500	2,046,750
<b>Mortgages in Good Standing - Commercial Mortgages - All Other</b>								
0000703103.....	WASHINGTON D.C.....	DC.....		09/21/2018....	4.120	-	57,507	11,859,892
0000703027.....	MINNEAPOLIS.....	MN.....		02/22/2018....	2.100	-	60,512	8,895,806
0000703113.....	WASHINGTON.....	DC.....		10/23/2018....	2.800	-	7,175	10,445,452
0599999. Total - Mortgages in Good Standing - Commercial Mortgages - All Other.....				XXX.....	XXX.....	0	125,194	31,201,150
0899999. Total - Mortgages in Good Standing.....				XXX.....	XXX.....	0	157,694	33,247,900
3399999. Total Mortgages.....				XXX.....	XXX.....	0	157,694	33,247,900

**SCHEDULE B - PART 3**

Showing all Mortgage Loans DISPOSED, Transferred or Repaid During the Current Quarter

1 Loan Number	Location		4 Loan Type	5 Date Acquired	6 Disposal Date	7 Book Value/Recorded Investment Excluding Accrued Interest Prior Year	Change in Book Value/Recorded Investment					14 Book Value / Recorded Investment Excluding Accrued Interest on Disposal	15 Consideration	16 Foreign Exchange Gain (Loss) on Disposal	17 Realized Gain (Loss) on Disposal	18 Total Gain (Loss) on Disposal	
	2 City	3 State					8 Unrealized Valuation Increase (Decrease)	9 Current Year's (Amortization) / Accretion	10 Current Year's Other-Than-Temporary Impairment Recognized	11 Capitalized Deferred Interest and Other	12 Total Change in Book Value (8 + 9 - 10 + 11)						13 Total Foreign Exchange Change in Book Value
<b>Mortgages Closed by Repayment</b>																	
0000199058.....	Platte.....	NE.....		07/21/2017....	01/05/2021....	694,546	-	207	-	-	207	-	727,253	727,253	-	-	0
0000199185.....	Union.....	NM.....		01/31/2018....	02/02/2021....	1,309,448	-	3,769	-	-	3,769	-	1,313,217	1,313,217	-	-	0
0000199292.....	Mower.....	MN.....		02/08/2018....	01/29/2021....	281,612	-	201	-	-	201	-	281,813	281,813	-	-	0
0199999. Total - Mortgages Closed by Repayment.....						2,285,606	0	4,177	0	0	4,177	0	2,322,283	2,322,283	0	0	0
<b>Mortgages With Partial Repayments</b>																	
Scheduled Repayments.....	VARIO.....	VAR.....		03/31/2021....	03/31/2021....						0		2,226,327	2,226,328	-	1	1
0299999. Total - Mortgages With Partial Repayments.....						0	0	0	0	0	0	0	2,226,327	2,226,328	0	1	1
<b>Mortgages Disposed</b>																	
0000703002.....	KATY.....	TX.....		01/16/2018....	03/01/2021....	1,995,746	-	4,254	-	-	4,254	-	2,000,000	1,983,001	-	(16,999)	(16,999)
0000703016.....	LOCKPORT.....	IL.....		01/29/2018....	03/01/2021....	243,913	-	-	-	-	0	-	243,913	261,158	-	17,245	17,245
0000703017.....	ELGIN.....	IL.....		01/29/2018....	03/01/2021....	137,500	-	-	-	-	0	-	137,500	147,221	-	9,721	9,721
0000703018.....	ELK GROVE.....	IL.....		01/29/2018....	03/01/2021....	84,891	-	-	-	-	0	-	84,891	90,893	-	6,002	6,002
0000703019.....	LINCOLNSHIRE.....	IL.....		01/29/2018....	03/01/2021....	83,696	-	-	-	-	0	-	83,696	89,613	-	5,917	5,917
0000703023.....	LOS ANGELES.....	CA.....		02/01/2018....	03/01/2021....	1,995,675	-	4,325	-	-	4,325	-	2,000,000	1,984,769	-	(15,231)	(15,231)
0000703027.....	MINNEAPOLIS.....	MN.....		02/22/2018....	03/01/2021....	5,570,487	-	1,845	-	-	1,845	-	5,632,844	5,624,203	-	(8,641)	(8,641)
0000703030.....	NEW YORK.....	NY.....		02/21/2018....	03/01/2021....	1,996,467	-	3,534	-	-	3,534	-	2,000,001	1,981,808	-	(18,193)	(18,193)
0000703036.....	LONG BEACH.....	CA.....		03/15/2018....	03/01/2021....	12,471,376	-	28,623	-	-	28,623	-	12,500,000	12,499,995	-	(5)	(5)
0000703046.....	HOUSTON.....	TX.....		07/02/2018....	03/01/2021....	5,744,561	-	5,439	-	-	5,439	-	5,750,000	5,749,991	-	(9)	(9)
0000703085.....	ATLANTA.....	GA.....		08/15/2018....	03/01/2021....	4,667,153	-	5,405	-	-	5,405	-	4,672,558	4,671,587	-	(971)	(971)
0000703110.....	LONG ISLAND CITY.....	NY.....		11/29/2018....	03/01/2021....	1,000,001	-	-	-	-	0	-	1,000,001	995,190	-	(4,811)	(4,811)
0000703113.....	WASHINGTON.....	DC.....		10/23/2018....	03/01/2021....	6,841,569	-	17,959	-	-	17,959	-	6,866,703	6,866,694	-	(9)	(9)
0000703128.....	NEW YORK CITY.....	NY.....		12/06/2018....	03/01/2021....	428,102	-	2,279	-	-	2,279	-	430,380	430,399	-	19	19
0000703129.....	NEW YORK CITY.....	NY.....		12/06/2018....	03/01/2021....	285,383	-	1,537	-	-	1,537	-	286,920	286,933	-	13	13

**SCHEDULE B - PART 3**

Showing all Mortgage Loans DISPOSED, Transferred or Repaid During the Current Quarter

1 Loan Number	Location		4 Loan Type	5 Date Acquired	6 Disposal Date	7 Book Value/Recorded Investment Excluding Accrued Interest Prior Year	Change in Book Value/Recorded Investment						14 Book Value / Recorded Investment Excluding Accrued Interest on Disposal	15 Consideration	16 Foreign Exchange Gain (Loss) on Disposal	17 Realized Gain (Loss) on Disposal	18 Total Gain (Loss) on Disposal
	2 City	3 State					8 Unrealized Valuation Increase (Decrease)	9 Current Year's (Amortization) / Accretion	10 Current Year's Other-Than-Temporary Impairment Recognized	11 Capitalized Deferred Interest and Other	12 Total Change in Book Value (8 + 9 - 10 + 11)	13 Total Foreign Exchange Change in Book Value					
0000703133.....	ATLANTA.....	GA.....		12/18/2018....	03/01/2021....	982,737	-	2,951	-	-	2,951	-	981,355	981,356	-	.1	.1
0000703176.....	CAMBRIDGE.....	MA.....		06/18/2019....	03/01/2021....	1,630,482	-	6,128	-	-	6,128	-	1,636,610	1,636,619	-	.9	.9
0000703200.....	HOUSTON.....	TX.....		08/20/2019....	03/01/2021....	2,989,180	-	10,820	-	-	10,820	-	3,000,000	2,918,544	-	(81,456)	(81,456)
0000703281.....	BOSTON.....	MA.....		03/20/2020....	03/01/2021....	13,976,342	-	62,705	-	-	62,705	-	14,039,047	14,038,972	-	(75)	(75)
0000703316.....	STURTEVANT.....	WI.....		06/25/2020....	03/01/2021....	3,036,500	-	13,500	-	-	13,500	-	3,050,000	3,050,002	-	.2	.2
0000199084.....	Napa.....	CA.....		11/30/2017....	03/01/2021....	4,852,488	-	7,512	-	-	7,512	-	4,860,000	5,122,624	-	262,624	262,624
0000199359.....	Macon.....	IL.....		03/08/2018....	03/01/2021....	142,267	-	233	-	-	233	-	142,500	146,977	-	4,477	4,477
0000199364.....	Grant.....	IN.....		04/06/2018....	03/01/2021....	254,692	-	680	-	-	680	-	249,796	251,459	-	1,663	1,663
0000199479.....	Hardin.....	IA.....		06/18/2018....	03/01/2021....	2,492,776	-	436	-	-	436	-	2,493,212	2,542,656	-	49,444	49,444
0000199737.....	Osceola.....	FL.....		09/28/2018....	03/01/2021....	1,580,618	-	3,382	-	-	3,382	-	1,584,000	1,596,478	-	12,478	12,478
0000199836.....	Franklin.....	AL.....		02/11/2019....	03/01/2021....	1,998,898	-	1,102	-	-	1,102	-	2,000,000	2,018,910	-	18,910	18,910
0000199928.....	Burt.....	NE.....		01/11/2019....	03/01/2021....	822,996	-	440	-	-	440	-	792,179	816,582	-	24,403	24,403
0000200269.....	Lonoke.....	AR.....		07/26/2019....	03/01/2021....	5,169,362	-	11,065	-	-	11,065	-	5,152,320	5,192,784	-	40,464	40,464
0000200714.....	Sangamon.....	IL.....		03/17/2020....	03/01/2021....	999,112	-	888	-	-	888	-	1,000,000	1,018,353	-	18,353	18,353
0000200725.....	Cross.....	AR.....		02/28/2020....	03/01/2021....	249,808	-	193	-	-	193	-	250,000	253,636	-	3,636	3,636
0000201004.....	Woodruff.....	AR.....		09/29/2020....	03/01/2021....	6,994,156	-	5,844	-	-	5,844	-	7,000,000	7,064,153	-	64,153	64,153
0000199373.....	Osceola.....	FL.....		04/26/2018....	03/01/2021....	14,941,732	-	-	-	-	-	-	5,000,000	5,030,692	-	30,692	30,692
0399999. Total - Mortgages Disposed.....						106,660,666	0	203,079	0	0	203,079	0	96,920,426	97,344,252	0	423,826	423,826
<b>Mortgages Transferred</b>																	
0000703024.....	WASHINGTON.....	DC.....		02/08/2018....	03/04/2021....	5,537,391	-	-	-	-	0	-	5,537,391	5,537,391	-	-	0
0499999. Total - Mortgages Transferred.....						5,537,391	0	0	0	0	0	0	5,537,391	5,537,391	0	0	0
0599999. Total Mortgages.....						114,483,663	0	207,256	0	0	207,256	0	107,006,427	107,430,254	0	423,827	423,827

QE02.1

Statement for March 31, 2021 of the **Metropolitan Property and Casualty Insurance Company**  
**SCHEDULE BA - PART 2**

Showing Other Long-Term Invested Assets ACQUIRED AND ADDITIONS MADE During the Current Quarter

1	2	Location		5	6	7	8	9	10	11	12	13
		3	4									
CUSIP Identification	Name or Description	City	State	Name of Vendor or General Partner	NAIC Designation, NAIC Designation and SVO Administrative Symbol/Market Indicator	Date Originally Acquired	Type and Strategy	Actual Cost at Time of Acquisition	Additional Investment Made after Acquisition	Amount of Encumbrances	Commitment for Additional Investment	Percentage of Ownership
<b>Joint Venture or Partnership Interests That Have Underlying Characteristics of Common Stocks - Unaffiliated</b>												
	Accel Growth V, L.P.	Palo Alto	CA	Accel		03/01/2019	1		186,000			0.060
	Accel India VI, L.P.	Bangalore	IND	Accel		11/11/2019	1		21,000			0.070
	Accel London VI, L.P.	London	GBR	Accel		05/06/2019	1		72,000			0.060
	Accel XIV, L.P.	Palo Alto	CA	Accel		03/01/2019	1		42,900			0.060
	Accion Quona Inclusion Fund, L.P.	Washington	DC	Accion		07/26/2018			232,327			0.980
	Accomplice Fortuity Pool, L.P.	Cambridge	MA	Accomplice		06/11/2020	1		112,000			0.600
	Accomplice Fund III, L.P.	Cambridge	MA	Accomplice		06/11/2020	1		175,101			0.100
	Advent International GPE IX-A SCSF	Boston	MA	Advent		03/13/2019	3		68,798			0.060
	Advent International GPE IX-D SCSF	Boston	MA	Advent		03/13/2019	3		42,900			0.180
	Affinity Asia Pacific Fund V L.P.	Hong Kong	CHN	Affinity Asia Pacific		01/15/2018	3		35,811			0.070
	Alchemy Special Opportunities Fund IV L.P.	London	GBR	Alchemy Partners		01/05/2018			360,329			0.270
	Altor Fund V (No. 1) AB	Stockholm	SWE	Altor		12/17/2018	3		53,448			0.100
	American Industrial Partners Capital Fund VII, L.P.	New York	NY	AIP		03/26/2019	3		473,311			0.050
	American Securities Partners VII, L.P.	New York	NY	American Securities		12/10/2014	3		101,059			0.100
	Andreessen Horowitz Fund VI, L.P.	Menlo Park	CA	Andreessen Horowitz		04/18/2019	1		35,000		38,500	0.100
	Andreessen Horowitz LSV Fund I, L.P.	Menlo Park	CA	Andreessen Horowitz		04/18/2019	1		77,000		35,000	0.100
	Ares Special Opportunities Fund, LP	New York	NY	Ares		05/04/2020			207,007		1,035,827	0.060
	Arlington Capital Partners V, L.P.	Chevy Chase	MD	Arlington		04/29/2019	3		14,545			0.200
	Arsenal Capital Partners V LP	New York	NY	Arsenal		04/01/2019	3		145,759			0.060
	ASTORG VII	Paris	FRA	ASTORG		10/26/2018	3		70,960			0.100
	Battery Ventures XII Side Fund, L.P.	Boston	MA	Battery		04/01/2018	1		28,000		160,860	0.260
	Battery Ventures XII, L.P.	Boston	MA	Battery		02/01/2018	1		70,200		395,720	0.280
	Battery Ventures XIII Side Fund, L.P.	Boston	MA	Battery		01/24/2020	1		49,600		230,240	0.050
	Battery Ventures XIII, L.P.	Boston	MA	Battery		01/24/2020	1		81,600		360,000	0.050
	Bayview Opportunity Domestic VI, L.P.	New York	NY	Bayview Asset Management		08/28/2020			331,581		2,018,419	0.230
	BDCM Opportunity Fund IV, L.P.	Greenwich	CT	Black Diamond Capital Management		02/04/2015			234,974			0.330
	Bessemer Venture Partners Century Fund L.P.	Larchmont	NY	Bessemer		09/13/2019	1		93,500		374,833	0.160
	Bessemer Venture Partners X Institutional L.P.	Larchmont	NY	Bessemer		10/15/2018	1		44,123		129,598	0.050
	BGH Capital Offshore Fund I, L.P.	Melbourne	AUS	Herbert Smith Freehills		05/15/2018	3		34,643			0.320
	Blackstone Capital Partners VII L.P.	New York	NY	Blackstone		04/07/2015	3		3,591			0.100
	Blue Sea Capital Fund I LP	Palm Beach	FL	Blue Sea Capital		10/18/2013	3		360,666			1.390
	Blue Sea Capital Fund II LP	Palm Beach	FL	Blue Sea Capital		02/04/2019	3		61,761			0.230
	Bond Capital Fund I, LP	San Francisco	CA	Bond Capital		04/15/2019	1		60,000			0.050
	Bridgepoint Europe V 'B1' LP	London	GBR	Bridgepoint		09/03/2014	3		(331,539)			0.130
	Carlyle Europe Technology Partners Fund IV	London	GBR	Carlyle		11/29/2018	3		83,778			0.060
	Carlyle Partners VI, L.P.	Washington	DC	Carlyle		02/19/2013	3		134			5.360

QE03

**SCHEDULE BA - PART 2**

Showing Other Long-Term Invested Assets ACQUIRED AND ADDITIONS MADE During the Current Quarter

1 CUSIP Identification	2 Name or Description	3 Location		5 Name of Vendor or General Partner	6 NAIC Designation, NAIC Designation and SVO Administrative Symbol/Market Indicator	7 Date Originally Acquired	8 Type and Strategy	9 Actual Cost at Time of Acquisition	10 Additional Investment Made after Acquisition	11 Amount of Encumbrances	12 Commitment for Additional Investment	13 Percentage of Ownership
		3 City	4 State									
	Carlyle Partners VII, L.P.....	Washington.....	DC.....	Carlyle.....		10/26/2017.....	.....3		127,266			.....0.100
	CHRYSCAPITAL VIII, LLC.....	Mumbai.....	IND.....	ChrysCapital.....		10/04/2018.....	.....3		320,000			.....0.110
	Clearlake Capital Partners VI, L.P.....	Los Angeles.....	CA.....	Clearlake Capital.....		01/16/2020.....	.....3		435,440			.....0.100
	Cortec Group Fund VI, L.P.....	New York.....	NY.....	Cortec.....		04/27/2015.....	.....3		46,015			.....0.710
	Cortec Group Fund VII, L.P.....	New York.....	NY.....	Cortec.....		09/16/2019.....	.....3		19,448			.....0.180
	Court Square Capital Partners IV.....	New York.....	NY.....	Court Square.....		07/03/2018.....	.....3		539,349			.....0.210
	CRV XVIII, L.P.....	Cambridge.....	MA.....	Charles River.....		06/24/2020.....	.....1	37,500	90,000			.....0.100
	Defy Partners II, L.P.....	Palo Alto.....	CA.....	Defy.....		03/28/2019.....	.....1		42,500			.....0.320
	Dyal Capital Partners IV, L.P.....	New York.....	NY.....	Neuberger Berman.....		04/06/2018.....	.....3		700,546		17,009,460	.....0.780
	ECI 11 FP LP.....	London.....	GBR.....	ECI Partners LLP.....		07/02/2018.....	.....3		1,107,179			.....0.660
	EnCap Energy Capital Fund X, L.P.....	Houston.....	TX.....	EnCap.....		02/05/2015.....	.....3		407,594			.....0.190
	EnCap Energy Capital IX.....	Houston.....	TX.....	EnCap.....		01/04/2013.....	.....3		4,171			.....0.100
	Fifth Wall Ventures II, L.P.....	Los Angeles.....	CA.....	Fifth Wall Ventures.....		10/15/2018.....	.....1		263,355			.....0.250
	FirstMark Capital OF III, L.P.....	New York.....	NY.....	FirstMark Capital.....		12/13/2019.....	.....1		80,000			.....0.420
	FirstMark Capital V, L.P.....	New York.....	NY.....	FirstMark Capital.....		12/13/2019.....	.....1		160,000			.....0.310
	Fortress Credit Opportunities Fund V (A) LP.....	New York.....	NY.....	Fortress.....		12/11/2018.....	.....3		117,573			.....0.100
	Foundation Capital IX, L.P.....	San Francisco.....	CA.....	Foundation Capital.....		08/10/2018.....	.....1		376,599			.....0.800
	Francisco Partners V, L.P.....	San Francisco.....	CA.....	Francisco Partners Management.....		09/29/2017.....	.....3		450,000		370,000	.....0.160
	Francisco Partners VI, L.P.....	San Francisco.....	CA.....	Francisco Partners Management.....		04/03/2020.....	.....3	8,625	92,000		1,049,375	.....0.100
	Global Infrastructure Partners IV, L.P.....	New York.....	NY.....	Global Infrastructure.....		07/01/2019.....	.....3		124,525			.....0.100
	Great Hill Equity Partners VII, L.P.....	Boston.....	MA.....	Great Hill Partners.....		06/26/2019.....	.....3		196,084			.....0.070
	Green Equity Investors VIII, L.P.....	Los Angeles.....	CA.....	Leonard Green.....		10/14/2019.....	.....3		9,860			.....0.060
	Gryphon Heritage Partners, L.P.....	San Francisco.....	CA.....	Gryphon.....		03/16/2020.....	.....3		(18,178)			.....0.320
	Gryphon Partners VI, L.P.....	San Francisco.....	CA.....	Gryphon.....		03/16/2020.....	.....3		(146,367)			.....0.170
	Hg Genesis 9 L.P.....	London.....	GBR.....	Hg.....		02/07/2020.....	.....3	3,343	4,903		1,108,438	.....0.100
	Hg Saturn 2 A L.P.....	London.....	GBR.....	Hg.....		02/07/2020.....	.....3		269,700		847,981	.....0.100
	Hg Saturn L.P.....	London.....	GBR.....	Hg.....		03/07/2018.....	.....3		727,390		490,390	.....0.350
	Index Growth V (Jersey), L.P.....	London.....	GBR.....	Index Ventures.....		03/02/2020.....	.....1		157,421			.....0.060
	Index Ventures Growth IV.....	London.....	GBR.....	Index Ventures.....		07/02/2018.....	.....1		176,000			.....0.340
	Index Ventures IX.....	London.....	GBR.....	Index Ventures.....		07/02/2018.....	.....1		75,705			.....0.170
	Index Ventures X (Jersey), L.P.....	London.....	GBR.....	Index Ventures.....		03/02/2020.....	.....1		40,394			.....0.100
	Inflexion Buyout Fund V Limited Partnership.....	London.....	GBR.....	Inflexion.....		04/09/2018.....	.....3		644,569			.....0.180
	Inflexion Enterprise Fund V.....	London.....	GBR.....	Inflexion.....		04/04/2019.....	.....3		67,200			.....0.090
	Inflexion Partnership Capital Fund II Limited Partnership.....	London.....	GBR.....	Inflexion.....		04/09/2018.....	.....3		366,169			.....0.200
	Inflexion Supplemental Fund V.....	London.....	GBR.....	Inflexion.....		04/04/2019.....	.....3		178,056			.....0.120
	Investindustrial VII L.P.....	London.....	GBR.....	Investindustria.....		03/25/2019.....	.....3		19,156			.....0.050

QE03.1

Statement for March 31, 2021 of the **Metropolitan Property and Casualty Insurance Company**  
**SCHEDULE BA - PART 2**

Showing Other Long-Term Invested Assets ACQUIRED AND ADDITIONS MADE During the Current Quarter

1 CUSIP Identification	2 Name or Description	3 Location		5 Name of Vendor or General Partner	6 NAIC Designation, NAIC Designation and SVO Administrative Symbol/Market Indicator	7 Date Originally Acquired	8 Type and Strategy	9 Actual Cost at Time of Acquisition	10 Additional Investment Made after Acquisition	11 Amount of Encumbrances	12 Commitment for Additional Investment	13 Percentage of Ownership
		3 City	4 State									
	Jade Equity Investors, L.P.....	Los Angeles.....	CA..	Leonard Green.....		10/14/2019.....	.....3		258,843			0.170
	KKR Dislocation Opportunities (Domestic) Fund L.P.....	New York.....	NY..	KKR.....		04/09/2020.....			1,907,253		6,500,000	0.540
	Kleiner Perkins Caufield & Byers XVIII, LLC.....	New York.....	NY..	Kleiner Perkins Caufield & Byers.....		01/28/2019.....	.....1		22,500			0.080
	Kohlberg Investors IX, L.P.....	Mount Kisco.....	NY..	Kohlberg.....		12/09/2019.....	.....3		(4,716)		1,379,510	0.230
	Lightspeed China Partners IV, L.P.....	Shanghai.....	CHN.	Lightspeed.....		12/10/2018.....	.....1		42,000			0.100
	Lightspeed China Partners Select I, L.P.....	Shanghai.....	CHN.	Lightspeed.....		12/10/2018.....	.....1		14,000			0.130
	Lightspeed Venture Partners Select IV, L.P.....	Menlo Park.....	CA..	Lightspeed.....		02/28/2020.....	.....1		84,000		384,000	0.100
	Lightspeed Venture Partners XII, L.P.....	Menlo Park.....	CA..	Lightspeed.....		03/28/2018.....	.....1		36,000		144,000	0.120
	Lightspeed Venture Partners XIII, L.P.....	Menlo Park.....	CA..	Lightspeed.....		02/28/2020.....	.....1		42,000		192,000	0.100
	Menlo Ventures XV, L.P.....	Menlo Park.....	CA..	Menlo Ventures.....		07/22/2020.....	.....1		45,000			0.090
	Meritech Capital Partners VI L.P.....	Palo Alto.....	CA..	Meritech.....		05/07/2018.....	.....1		123,500			0.360
	Meritech Capital Partners VII L.P.....	Palo Alto.....	CA..	Meritech.....		05/07/2020.....	.....1		40,163			0.090
	New Enterprise Associates 17, L.P.....	Menlo Park.....	CA..	New Enterprise Associates.....		05/20/2019.....	.....1		60,000		590,000	0.100
	Olympus Growth Fund VII, L.P.....	Stamford.....	CT..	Olympus.....		11/20/2017.....	.....3		400,632			0.310
	One Equity Partners VII, L.P.....	New York.....	NY..	One Equity Partners.....		08/07/2018.....	.....3		535,202			0.380
	PAG Asia III, L.P.....	Hong Kong.....	CHN.	PAG Asia.....		09/06/2018.....	.....3		115,416			0.100
	Patria - Private Equity Fund VI, L.P.....	Sao Paulo.....	BRA.	Patria.....		12/18/2017.....	.....3		240,727			0.150
	Permira VII L.P.1.....	London.....	GBR.	Permira.....		05/03/2019.....	.....3		140,872		1,705,986	0.100
	Polish Enterprise Fund VIII, L.P.....	Warsaw.....	POL.	Enterprise Investors.....		09/08/2017.....	.....3		207,007			0.640
	Primavera Capital Fund III L.P.....	Hong Kong.....	CHN.	Primavera.....		02/14/2018.....	.....3		1,028,085			0.120
	Public Pension Capital, LLC.....	New York.....	NY..	Public Pension Capital Management.....		07/10/2014.....	.....3		115,805		859,066	0.100
	Scale Venture Partners VI, L.P.....	Foster City.....	CA..	Scale Ventures.....		06/27/2018.....	.....1		245,768		503,452	0.690
	Secondary Overflow Fund IV L.P.....	Boston.....	MA..	HarbourVest Partners, LLC.....		04/30/2020.....	.....3		(2,951)			0.150
	Silver Lake Partners VI, L.P.....	New York.....	NY..	Silver Lake.....		06/02/2020.....	.....3	184,664				0.100
	Spark Capital Growth Fund III, L.P.....	Boston.....	MA..	Spark.....		02/12/2019.....	.....1		360,000			0.220
	Spark Capital VI, L.P.....	Boston.....	MA..	Spark.....		02/12/2019.....	.....1		135,000			0.220
	Tailwater Energy Fund III LP.....	Dallas.....	TX..	Tailwater.....		07/20/2018.....			1,275,484		975,907	1.110
	Tailwater Energy Fund IV LP.....	Dallas.....	TX..	Tailwater.....		06/24/2019.....			669,259		1,338,209	0.070
	The Baring Asia Private Equity Fund VII, L.P.....	Hong Kong.....	CHN.	Baring Asia.....		07/10/2018.....	.....3		123,242			0.150
	The Veritas Capital Fund VII, L.P.....	New York.....	NY..	Veritas.....		08/09/2019.....	.....3		612,837			0.100
	Trident VI, L.P.....	Greenwich.....	CT..	Stone Point Capital.....		12/20/2013.....	.....3		9,574			0.160
	Trilantic Energy Partners II (North America) L.P.....	Austin.....	TX..	Trilantic.....		12/14/2018.....			121,968		1,598,053	0.910
	Welsh, Carson, Anderson & Stowe XII, L.P.....	New York.....	NY..	Welsh Carson.....		09/16/2014.....	.....3		73,277			0.180
	Westlake BioPartners Fund II, L.P.....	Westlake Village.....	CA..	Westlake.....		05/07/2020.....	.....1		12,250		322,000	0.080
	Westlake BioPartners I, L.P.....	Westlake Village.....	CA..	Westlake.....		08/30/2018.....	.....1		133,875		897,750	0.870
	Whitehorse Liquidity Partners Fund IV LP.....	Toronto.....	CAN.	Whitehorse.....		04/21/2020.....	.....3		(33,699)		907,841	0.060

QE03.2



**SCHEDULE BA - PART 2**

Showing Other Long-Term Invested Assets ACQUIRED AND ADDITIONS MADE During the Current Quarter

1	2	Location		5	6	7	8	9	10	11	12	13
		3	4									
CUSIP Identification	Name or Description	City	State	Name of Vendor or General Partner	NAIC Designation, NAIC Designation and SVO Administrative Symbol/Market Indicator	Date Originally Acquired	Type and Strategy	Actual Cost at Time of Acquisition	Additional Investment Made after Acquisition	Amount of Encumbrances	Commitment for Additional Investment	Percentage of Ownership
	Wind Point Partners IX, L.P.....	Chicago.....	IL.....	Wind Point.....		01/17/2020.....	.....3		.....48,560			.....0.090
	Wing Three, L.P.....	Menlo Park.....	CA.....	Wing Ventures.....		05/29/2020.....	.....1		.....13,500			.....0.110
1999999. Total - Joint Venture or Partnership Interests That Have Underlying Characteristics of Common Stocks - Unaffiliated.....								.....234,132	.....21,257,722	.....0	.....43,952,415	.....XXX.....
<b>Joint Venture or Partnership Interests That Have Underlying Characteristics of Real Estate - Affiliated</b>												
	p001437 MetLife Core Property Fund, LP - MPC.....	Whippany.....	NJ.....	MetLife Core Property Fund GP LLC.....		04/02/2018.....			.....531,485			.....1.430
	p002296 1350 Eye Street Owner LLC.....	Washington.....	DC.....	Eye Street Manager LLC.....		02/01/2021.....		.....5,537,391				
2299999. Total - Joint Venture or Partnership Interests That Have Underlying Characteristics of Real Estate - Affiliated.....								.....5,537,391	.....531,485	.....0	.....0	.....XXX.....
4899999. Subtotal - Unaffiliated.....								.....234,132	.....21,257,722	.....0	.....43,952,415	.....XXX.....
4999999. Subtotal - Affiliated.....								.....5,537,391	.....531,485	.....0	.....0	.....XXX.....
5099999. Totals.....								.....5,771,523	.....21,789,207	.....0	.....43,952,415	.....XXX.....

QE03.3

**SCHEDULE BA - PART 3**

Showing Other Long-Term Invested Assets DISPOSED, Transferred or Repaid During the Current Quarter

1	2	Location		5	6	7	8	Changes in Book/Adjusted Carrying Value						15	16	17	18	19	20
		3	4					9	10	11	12	13	14						
CUSIP Identification	Name or Description	City	State	Name of Purchaser or Nature of Disposal	Date Originally Acquired	Disposal Date	Book/Adjusted Carrying Value Less Encumbrances, Prior Year	Unrealized Valuation Increase (Decrease)	Current Year's (Depreciation) or (Amortization) / Accretion	Current Year's Other-Than-Temporary Impairment Recognized	Capitalized Deferred Interest and Other	Total Change in B./A.C.V. (9+10-11+12)	Total Foreign Exchange Change in B./A.C.V.	Book/Adjusted Carrying Value Less Encumbrances on Disposal	Consideration	Foreign Exchange Gain (Loss) on Disposal	Realized Gain (Loss) on Disposal	Total Gain (Loss) on Disposal	Investment Income
	Accel Growth V, L.P.....	Palo Alto.....	CA..	Metropolitan Life Insurance Company.....	03/01/2019	03/31/2021	.....741,056	.....(12,467)				.....(12,467)		.....728,589	.....728,589			.....0	.....12,467
	Accel India VI, L.P.....	Bangalore.....	IND.	Metropolitan Life Insurance Company.....	11/11/2019	03/31/2021	.....99,336	.....7,664				.....7,664		.....107,000	.....99,336		.....(7,664)	.....(7,664)	
	Accel Leaders Fund II, L.P.....	Palo Alto.....	CA..	Metropolitan Life Insurance Company.....	03/01/2019	03/31/2021	.....307,535	.....2,465				.....2,465		.....310,000	.....307,535		.....(2,465)	.....(2,465)	
	Accel London VI, L.P.....	London.....	GBR	Metropolitan Life Insurance Company.....	05/06/2019	03/31/2021	.....230,596	.....1,404				.....1,404		.....232,000	.....230,596		.....(1,404)	.....(1,404)	
	Accel XIV, L.P.....	Palo Alto.....	CA..	Metropolitan Life Insurance Company.....	03/01/2019	03/31/2021	.....203,149	.....6,401				.....6,401		.....209,550	.....203,149		.....(6,401)	.....(6,401)	
	Accion Quona Inclusion Fund, L.P.....	Washington.....	DC..	Metropolitan Life Insurance Company.....	07/26/2018	03/31/2021	.....969,629	.....67,113				.....67,113		.....1,036,742	.....1,040,628		.....3,886	.....3,886	.....64,548
	Accomplice Fortuity Pool, L.P.....	Cambridge.....	MA..	Metropolitan Life Insurance Company.....	06/11/2020	03/31/2021	.....351,463	.....(1,463)				.....(1,463)		.....350,000	.....351,463		.....1,463	.....1,463	
	Accomplice Fund II, L.P.....	Cambridge.....	MA..	Metropolitan Life Insurance Company.....	01/10/2018	03/31/2021	.....3,665,732	.....(1,265,732)				.....(1,265,732)		.....2,400,000	.....3,665,732		.....1,265,732	.....1,265,732	
	Accomplice Fund III, L.P.....	Cambridge.....	MA..	Metropolitan Life Insurance Company.....	06/11/2020	03/31/2021	.....263,189	.....0				.....0		.....263,189	.....263,189		.....0	.....0	
	Advent International GPE IX-A SCSP.....	Boston.....	MA..	Metropolitan Life Insurance Company.....	03/13/2019	03/31/2021	.....593,709	.....(70,781)				.....(70,781)	.....(20,285)	.....502,643	.....556,481	.....20,285	.....33,553	.....53,838	.....37,227
	Advent International GPE IX-D SCSP.....	Boston.....	MA..	Metropolitan Life Insurance Company.....	03/13/2019	03/31/2021	.....386,157	.....(56,606)				.....(56,606)		.....329,551	.....361,228		.....31,677	.....31,677	.....24,929
	Affinity Asia Pacific Fund V L.P.....	Hong Kong.....	CHN	Metropolitan Life Insurance Company.....	01/15/2018	03/31/2021	.....736,836	.....49,524				.....49,524		.....786,360	.....736,836		.....(49,524)	.....(49,524)	.....(1,563)
	Alchemy Special Opportunities Fund IV L.P.....	London.....	GBR	Metropolitan Life Insurance Company.....	01/05/2018	03/31/2021	.....514,257	.....76,651				.....76,651	.....6,220	.....597,128	.....514,257	.....(6,220)	.....(76,651)	.....(82,871)	
	Aitor Fund V (No. 1) AB.....	Stockholm.....	SWE	Metropolitan Life Insurance Company.....	12/17/2018	03/31/2021	.....96,150	.....3,887				.....3,887	.....(113)	.....99,924	.....96,150	.....113	.....(3,887)	.....(3,774)	

Statement for March 31, 2021 of the **Metropolitan Property and Casualty Insurance Company**  
**SCHEDULE BA - PART 3**

Showing Other Long-Term Invested Assets DISPOSED, Transferred or Repaid During the Current Quarter

1	2	Location		5	6	7	8	Changes in Book/Adjusted Carrying Value						15	16	17	18	19	20	
		3	4					9	10	11	12	13	14							
CUSIP Identification	Name or Description	City	State	Name of Purchaser or Nature of Disposal	Date Originally Acquired	Disposal Date	Book/Adjusted Carrying Value Less Encumbrances, Prior Year	Unrealized Valuation Increase (Decrease)	Current Year's (Depreciation) or (Amortization) / Accretion	Current Year's Other-Than-Temporary Impairment Recognized	Capitalized Deferred Interest and Other	Total Change in B./A.C.V. (9+10-11+12)	Total Foreign Exchange Change in B./A.C.V.	Book/Adjusted Carrying Value Less Encumbrances on Disposal	Consideration	Foreign Exchange Gain (Loss) on Disposal	Realized Gain (Loss) on Disposal	Total Gain (Loss) on Disposal	Investment Income	
	American Industrial Partners Capital Fund VII, L.P.....	New York.....	NY..	Metropolitan Life Insurance Company.....	03/26/2019	03/31/2021	556,265	5,789				5,789		562,054	556,265		(5,789)	(5,789)		
	American Securities Partners VII, L.P.....	New York.....	NY..	Metropolitan Life Insurance Company.....	12/10/2014	03/31/2021	4,057,082	72,423				72,423		4,129,505	4,057,082		(72,423)	(72,423)		
	American Securities Partners VIII, L.P.....	New York.....	NY..	Metropolitan Life Insurance Company.....	02/23/2018	03/31/2021	1,015,730	103,097				103,097		1,118,827	1,015,730		(103,097)	(103,097)		
	Amherst Single Family Residential Partners VI, LP.....	Austin.....	TX..	Metropolitan Life Insurance Company.....	03/15/2019	03/31/2021	3,088,999	(736,418)				(736,418)		2,352,581	3,088,999		736,418	736,418		
	Ares Special Opportunities Fund, LP.....	New York.....	NY..	Normal Distributions/and or adjustments..	05/04/2020	03/31/2021						0						0	0	
	Arlington Capital Partners V, L.P.....	Chevy Chase.....	MD..	Metropolitan Life Insurance Company.....	04/29/2019	03/31/2021	834,177	(135,317)				(135,317)		698,860	834,177		135,317	135,317		
	Arsenal Capital Partners Fund IV LP.....	New York.....	NY..	Metropolitan Life Insurance Company.....	09/03/2015	03/31/2021	16,861,065					0		16,861,065	16,861,065			0		
	Arsenal Capital Partners V LP.....	New York.....	NY..	Metropolitan Life Insurance Company.....	04/01/2019	03/31/2021	1,047,392	(26,255)				(26,255)		1,021,137	1,042,691		21,554	21,554	4,701	
	ASTORG VII.....	Paris.....	FRA..	Metropolitan Life Insurance Company.....	10/26/2018	03/31/2021	447,013	31,073				31,073	(4,642)	473,443	447,012	4,642	(31,073)	(26,431)		
	ASTORG VII CO-INVEST LGC.....	London.....	GBR..	Metropolitan Life Insurance Company.....	02/14/2020	03/31/2021	1,170,005	2,534				2,534	(91,988)	1,080,550	1,120,616	42,600	(2,534)	40,066		
	Audax Private Equity Fund VI, L.P.....	Boston.....	MA..	Metropolitan Life Insurance Company.....	08/03/2018	03/31/2021	792,259	(180,174)				(180,174)		612,085	792,259		180,174	180,174		
	BDCM Opportunity Fund IV, L.P.....	Greenwich.....	CT..	Metropolitan Life Insurance Company.....	02/04/2015	03/31/2021	5,674,155	(141,879)				(141,879)		5,532,276	5,532,276			0	141,879	
	BE VI LP.....	London.....	GBR..	Metropolitan Life Insurance Company.....	01/26/2018	03/31/2021	2,001,506	(4,036)				(4,036)	(101,066)	1,896,404	2,001,506	101,066	4,036	105,102		
	Bessemer Venture Partners X Institutional LP.....	Larchmont.....	NY..	Normal Distributions/and or adjustments..	10/15/2018	03/31/2021		1,765				0			1,765			0		
	BGH Capital Offshore Fund I, L.P.....	Melbourne.....	AUS..	Metropolitan Life Insurance Company.....	05/15/2018	03/31/2021	848,062	89,859				89,859	(9,989)	927,932	848,062	9,989	(89,859)	(79,870)		
	BlackFin Financial Services Fund III.....	Paris.....	FRA..	Metropolitan Life Insurance Company.....	06/26/2019	03/31/2021	19,702	42,018				42,018	(1,488)	60,232	19,702	1,488	(42,018)	(40,530)		
	Blackstone Capital Partners VII L.P.....	New York.....	NY..	Metropolitan Life Insurance Company.....	04/07/2015	03/31/2021	5,017,873	(465,733)				(465,733)		4,552,140	4,792,183		240,043	240,043	225,689	
	Blackstone Strategic Alliance Fund II L.P.....	New York.....	NY..	Normal Distributions/and or adjustments..	11/23/2010	03/31/2021		113,791				0		113,791	113,791			0		
	Blue Sea Capital Fund I LP.....	Palm Beach.....	FL..	Metropolitan Life Insurance Company.....	10/18/2013	03/31/2021	4,478,008	(617,884)				(617,884)		3,860,124	4,072,492		212,368	212,368	405,517	
	Blue Sea Capital Fund II LP.....	Palm Beach.....	FL..	Metropolitan Life Insurance Company.....	02/04/2019	03/31/2021	296,217	(29,842)				(29,842)		266,375	296,217		29,842	29,842	309	
	Bond Capital Fund I, LP.....	San Francisco.....	CA..	Metropolitan Life Insurance Company.....	04/15/2019	03/31/2021	652,373	(127,373)				(127,373)		525,000	652,373		127,373	127,373		
	Bridgepoint Europe V 'B1' LP.....	London.....	GBR..	Metropolitan Life Insurance Company.....	09/03/2014	03/31/2021	5,544,488	(487,394)				(487,394)	(106,401)	4,950,693	5,078,951	106,401	21,857	128,258	465,537	
	Carlyle Europe Technology Partners Fund IV.....	London.....	GBR..	Metropolitan Life Insurance Company.....	11/29/2018	03/31/2021	382,590	42,589				42,589	(8,917)	416,262	382,590	8,917	(42,589)	(33,672)		
	Carlyle Partners VI, L.P.....	Washington.....	DC..	Metropolitan Life Insurance Company.....	02/19/2013	03/31/2021	828,864	(91,990)				(91,990)		736,874	788,946		52,072	52,072	39,918	
	Carlyle Partners VII, L.P.....	Washington.....	DC..	Metropolitan Life Insurance Company.....	10/26/2017	03/31/2021	2,311,875	135,202				135,202		2,447,077	2,311,875		(135,202)	(135,202)		
	Charles River Partnership XVI, L.P.....	Cambridge.....	MA..	Metropolitan Life Insurance Company.....	06/17/2014	03/31/2021	6,400,022	(3,119,022)				(3,119,022)		3,281,000	6,313,581		3,032,581	3,032,581	86,440	
	CHRYSCAPITAL VIII, LLC.....	Mumbai.....	IND..	Metropolitan Life Insurance Company.....	10/04/2018	03/31/2021	537,329	(17,329)				(17,329)		520,000	537,329		17,329	17,329		
	CIP Capital Fund III, L.P.....	New York.....	NY..	Metropolitan Life Insurance Company.....	07/01/2019	03/31/2021						0			(53,896)		(53,896)	(53,896)		
	Clearlake Capital Partners V, L.P.....	Los Angeles.....	CA..	Metropolitan Life Insurance Company.....	10/13/2017	03/31/2021	4,672,250	(1,265,774)				(1,265,774)		3,406,476	4,672,250		1,265,774	1,265,774		
	Clearlake Capital Partners VI, L.P.....	Los Angeles.....	CA..	Metropolitan Life Insurance Company.....	01/16/2020	03/31/2021	936,204	(30,162)				(30,162)		906,042	936,204		30,162	30,162		
	Clearlake Opportunities Partners II, L.P.....	Los Angeles.....	CA..	Metropolitan Life Insurance Company.....	05/31/2019	03/31/2021	498,155	(56,993)				(56,993)		441,162	498,155		56,993	56,993		
	Cortec Group Fund VI, L.P.....	New York.....	NY..	Metropolitan Life Insurance Company.....	04/27/2015	03/31/2021	4,264,046	259,719				259,719		4,523,765	4,264,046		(259,719)	(259,719)	(469)	
	Cortec Group Fund VII, L.P.....	New York.....	NY..	Metropolitan Life Insurance Company.....	09/16/2019	03/31/2021	790,596	(105,108)				(105,108)		685,488	790,596		105,108	105,108		
	Court Square Capital Partners IV.....	New York.....	NY..	Metropolitan Life Insurance Company.....	07/03/2018	03/31/2021	1,936,359	(81,093)				(81,093)		1,855,266	1,936,359		81,093	81,093		
	CRV XVIII, L.P.....	Cambridge.....	MA..	Metropolitan Life Insurance Company.....	06/24/2020	03/31/2021	127,500					0		127,500	127,500			0		
	CVC Capital Partners Asia V L.P.....	Hong Kong.....	CHN..	Metropolitan Life Insurance Company.....	01/17/2019	03/31/2021	139,078					0		139,078	119,602		(19,476)	(19,476)		
	Defy Partners II, L.P.....	Palo Alto.....	CA..	Metropolitan Life Insurance Company.....	03/28/2019	03/31/2021	216,989	21,011				21,011		238,000	216,989		(21,011)	(21,011)		
	Dover Street X LP.....	Boston.....	MA..	Metropolitan Life Insurance Company.....	04/30/2020	03/31/2021	851,457	(108,957)				(108,957)		742,500	814,889		72,389	72,389	36,568	
	Dyal Capital Partners IV, L.P.....	New York.....	NY..	Normal Distributions/and or adjustments..	04/06/2018	03/31/2021		2,337,352				0		2,337,352	2,337,352			0		
	ECI 11 FP LP.....	London.....	GBR..	Metropolitan Life Insurance Company.....	07/02/2018	03/31/2021	3,354,252	167,776				167,776	(50,767)	3,471,260	3,354,251	50,767	(167,776)	(117,009)		
	EnCap Energy Capital Fund X, L.P.....	Houston.....	TX..	Metropolitan Life Insurance Company.....	02/05/2015	03/31/2021	8,725,702	2,708,668				2,708,668		11,434,370	8,725,702		(2,708,668)	(2,708,668)		
	EnCap Energy Capital IX.....	Houston.....	TX..	Metropolitan Life Insurance Company.....	01/04/2013	03/31/2021	262,390	153,808				153,808		416,198	262,390		(153,808)	(153,808)		

QE03.4

Statement for March 31, 2021 of the **Metropolitan Property and Casualty Insurance Company**  
**SCHEDULE BA - PART 3**

Showing Other Long-Term Invested Assets DISPOSED, Transferred or Repaid During the Current Quarter

1	2	Location		5	6	7	8	Changes in Book/Adjusted Carrying Value						15	16	17	18	19	20
		3	4					9	10	11	12	13	14						
CUSIP Identification	Name or Description	City	State	Name of Purchaser or Nature of Disposal	Date Originally Acquired	Disposal Date	Book/Adjusted Carrying Value Less Encumbrances, Prior Year	Unrealized Valuation Increase (Decrease)	Current Year's (Depreciation) or (Amortization) / Accretion	Current Year's Other-Than-Temporary Impairment Recognized	Capitalized Deferred Interest and Other	Total Change in B./A.C.V. (9+10-11+12)	Total Foreign Exchange Change in B./A.C.V.	Book/Adjusted Carrying Value Less Encumbrances on Disposal	Consideration	Foreign Exchange Gain (Loss) on Disposal	Realized Gain (Loss) on Disposal	Total Gain (Loss) on Disposal	Investment Income
	Equistone Partners Europe Fund V L.P.	London	GBR	Metropolitan Life Insurance Company	01/22/2015	03/31/2021	3,170,718	26,943				26,943	(111,066)	3,086,595	3,170,718	111,066	(26,943)	84,123	
	Equistone Partners Europe Fund VI SCSp	London	GBR	Metropolitan Life Insurance Company	03/08/2018	03/31/2021	2,794,965	149,762				149,762	(107,248)	2,837,479	2,794,965	107,248	(149,762)	(42,514)	
	Fifth Wall Ventures II, L.P.	Los Angeles	CA	Metropolitan Life Insurance Company	10/15/2018	03/31/2021	472,012	56,920				56,920		528,932	472,012		(56,920)	(56,920)	
	FirstMark Capital OF III, L.P.	New York	NY	Metropolitan Life Insurance Company	12/13/2019	03/31/2021	354,300	(9,300)				(9,300)		345,000	354,300		9,300	9,300	
	FirstMark Capital V, L.P.	New York	NY	Metropolitan Life Insurance Company	12/13/2019	03/31/2021	269,798	5,202				5,202		275,000	269,798		(5,202)	(5,202)	
	Fortress Credit Opportunities Fund V (A) LP	New York	NY	Metropolitan Life Insurance Company	12/11/2018	03/31/2021	2,091,475							2,091,475	2,091,475				
	Foundation Capital IX, L.P.	San Francisco	CA	Metropolitan Life Insurance Company	08/10/2018	03/31/2021	2,112,028	4,769				4,769		2,116,797	2,112,028		(4,769)	(4,769)	
	Foundation Capital Leadership Fund II, L.P.	San Francisco	CA	Metropolitan Life Insurance Company	02/20/2020	03/31/2021	782,784	(38,666)				(38,666)		744,118	782,784		38,666	38,666	
	Foundation Capital VIII, L.P.	San Francisco	CA	Metropolitan Life Insurance Company	05/06/2015	03/31/2021	7,607,416	(3,266,647)				(3,266,647)		4,340,769	7,607,416		3,266,647	3,266,647	
	Genstar Capital Partners IX, L.P.	San Francisco	CA	Metropolitan Life Insurance Company	02/19/2019	03/31/2021	562,871	(88,979)				(88,979)		473,892	562,871		88,979	88,979	
	Global Infrastructure Partners IV, L.P.	New York	NY	Metropolitan Life Insurance Company	07/01/2019	03/31/2021	131,486	54,187				54,187		185,673	131,486		(54,187)	(54,187)	
	Graham Partners V, LP	Philadelphia	PA	Metropolitan Life Insurance Company	07/02/2020	03/31/2021	181,768	8,291				8,291		190,059	181,768		(8,291)	(8,291)	
	Great Hill Equity Partners VII, L.P.	Boston	MA	Metropolitan Life Insurance Company	06/26/2019	03/31/2021	255,788							255,788	469,216		213,428	213,428	
	Green Equity Investors VIII, L.P.	Los Angeles	CA	Metropolitan Life Insurance Company	10/14/2019	03/31/2021	404,720							404,720	401,690		(3,030)	(3,030)	
	Gryphon Heritage Partners, L.P.	San Francisco	CA	Metropolitan Life Insurance Company	03/16/2020	03/31/2021	137,524							137,524	133,882		(3,642)	(3,642)	264
	Gryphon Partners V, L.P.	San Francisco	CA	Metropolitan Life Insurance Company	12/20/2017	03/31/2021	3,924,447	(382,094)				(382,094)		3,542,353	3,924,447		382,094	382,094	
	Gryphon Partners VI, L.P.	San Francisco	CA	Metropolitan Life Insurance Company	03/16/2020	03/31/2021	202,315							202,315	202,315				1,664
	Harvest Partners VIII, L.P.	New York	NY	Metropolitan Life Insurance Company	11/30/2018	03/31/2021	1,330,400	(81,356)				(81,356)		1,249,044	1,330,400		81,356	81,356	
	Hudson Holdings I LP	Toronto	CAN	Normal Distributions/and or adjustments	07/29/2019	03/31/2021	58,570							58,570	58,570				
	Index Growth V (Jersey), L.P.	London	GBR	Metropolitan Life Insurance Company	03/02/2020	03/31/2021	273,346							273,346	273,346				
	Index Ventures Growth IV	London	GBR	Metropolitan Life Insurance Company	07/02/2018	03/31/2021	3,679,843	(266,292)				(266,292)		3,413,551	3,679,843		266,292	266,292	
	Index Ventures IX	London	GBR	Metropolitan Life Insurance Company	07/02/2018	03/31/2021	1,149,672	(61,052)				(61,052)		1,088,620	1,149,672		61,052	61,052	
	Index Ventures X (Jersey), L.P.	London	GBR	Metropolitan Life Insurance Company	03/02/2020	03/31/2021	157,750	4,266				4,266		162,016	157,750		(4,266)	(4,266)	
	Inflexion Buyout Fund V Limited Partnership	London	GBR	Metropolitan Life Insurance Company	04/09/2018	03/31/2021	1,985,123	65,389				65,389	3,941	2,054,453	1,985,123	(3,941)	(65,389)	(69,330)	
	Inflexion Enterprise Fund V	London	GBR	Metropolitan Life Insurance Company	04/04/2019	03/31/2021	98,172	14,444				14,444	(31)	112,585	98,172	31	(14,444)	(14,413)	
	Inflexion Partnership Capital Fund II Limited Partnership	London	GBR	Metropolitan Life Insurance Company	04/09/2018	03/31/2021	799,784	70,450				70,450	1,783	872,017	799,784	(1,783)	(70,450)	(72,233)	
	Inflexion Supplemental Fund V	London	GBR	Metropolitan Life Insurance Company	04/04/2019	03/31/2021	464,649	(13,416)				(13,416)	2,216	453,449	464,649	(2,216)	13,416	11,200	
	Investindustrial VII L.P.	London	GBR	Metropolitan Life Insurance Company	03/25/2019	03/31/2021	130,136	34,229				34,229	(9,021)	155,344	130,136	9,021	(34,229)	(25,208)	
	Jade Equity Investors, L.P.	Los Angeles	CA	Metropolitan Life Insurance Company	10/14/2019	03/31/2021	511,168	(32,917)				(32,917)		478,251	511,168		32,917	32,917	
	K4 Private Investors, L.P.	Los Angeles	CA	Metropolitan Life Insurance Company	06/15/2018	03/31/2021	4,790,645	(326,974)				(326,974)		4,463,671	4,790,645		326,974	326,974	
	K5 Private Investors, L.P.	Los Angeles	CA	Metropolitan Life Insurance Company	06/26/2020	03/31/2021									(16,794)		(16,794)	(16,794)	
	KKR Dislocation Opportunities (Domestic) Fund L.P.	New York	NY	Normal Distributions/and or adjustments	04/09/2020	03/31/2021	657,253							657,253	657,253				
	Kleiner Perkins Caufield & Byers XVIII, LLC	New York	NY	Metropolitan Life Insurance Company	01/28/2019	03/31/2021	425,777	(65,777)				(65,777)		360,000	425,777		65,777	65,777	
	Kohlberg Investors IX, L.P.	Mount Kisco	NY	Normal Distributions/and or adjustments	12/09/2019	03/31/2021	25,604							25,604	25,604				
	Landmark Equity Partners XVI, L.P.	Simsbury	CT	Metropolitan Life Insurance Company	09/22/2017	03/31/2021	2,357,406	(336,176)				(336,176)		2,021,230	2,207,226		185,996	185,996	150,180
	Lightspeed China Partners IV, L.P.	Shanghai	CHN	Metropolitan Life Insurance Company	12/10/2018	03/31/2021	137,903	5,597				5,597		143,500	137,903		(5,597)	(5,597)	
	Lightspeed China Partners Select I, L.P.	Shanghai	CHN	Metropolitan Life Insurance Company	12/10/2018	03/31/2021	137,788	(15,288)				(15,288)		122,500	137,788		15,288	15,288	
	Linzor Capital Partners III, L.P.	Santiago	CHL	Metropolitan Life Insurance Company	02/26/2015	03/31/2021	3,344,498	221,430				221,430		3,565,928	3,344,498		(221,430)	(221,430)	
	MED Platform I SLP	Lyon	FRA	Metropolitan Life Insurance Company	07/20/2020	03/31/2021	488,664	(48,899)				(48,899)	3,230	442,995	488,664	(3,230)	48,899	45,669	
	Medicxi III LP	London	GBR	Metropolitan Life Insurance Company	04/09/2019	03/31/2021	152,318	26,083				26,083	(1,901)	176,500	152,318	1,901	(26,083)	(24,182)	
	Medicxi Secondary I LP	London	GBR	Metropolitan Life Insurance Company	05/29/2020	03/31/2021	354,144							354,144	354,144				
	Menlo Ventures XV, L.P.	Menlo Park	CA	Metropolitan Life Insurance Company	07/22/2020	03/31/2021	90,000							90,000	90,000				

QE03.5

Statement for March 31, 2021 of the **Metropolitan Property and Casualty Insurance Company**  
**SCHEDULE BA - PART 3**

Showing Other Long-Term Invested Assets DISPOSED, Transferred or Repaid During the Current Quarter

1	2	Location		5	6	7	8	Changes in Book/Adjusted Carrying Value						15	16	17	18	19	20
		3	4					9	10	11	12	13	14						
CUSIP Identification	Name or Description	City	State	Name of Purchaser or Nature of Disposal	Date Originally Acquired	Disposal Date	Book/Adjusted Carrying Value Less Encumbrances, Prior Year	Unrealized Valuation Increase (Decrease)	Current Year's (Depreciation) or (Amortization) / Accretion	Current Year's Other-Than-Temporary Impairment Recognized	Capitalized Deferred Interest and Other	Total Change in B./A.C.V. (9+10-11+12)	Total Foreign Exchange Change in B./A.C.V.	Book/Adjusted Carrying Value Less Encumbrances on Disposal	Consideration	Foreign Exchange Gain (Loss) on Disposal	Realized Gain (Loss) on Disposal	Total Gain (Loss) on Disposal	Investment Income
	Meritech Capital Partners IV, L.P.	Palo Alto	CA.	Metropolitan Life Insurance Company	09/29/2010	03/31/2021	35,150					0		35,150	35,150			0	
	Meritech Capital Partners VI L.P.	Palo Alto	CA.	Metropolitan Life Insurance Company	05/07/2018	03/31/2021	3,574,542	(1,189,042)				(1,189,042)		2,385,500	3,185,492		799,992	799,992	389,050
	Meritech Capital Partners VII L.P.	Palo Alto	CA.	Metropolitan Life Insurance Company	05/07/2020	03/31/2021	75,863							75,863	75,863			0	
	Nautic Partners IX, L.P.	Providence	RI..	Metropolitan Life Insurance Company	02/28/2019	03/31/2021	443,672	(41,036)				(41,036)		402,636	443,672		41,036	41,036	
	Olympus Growth Fund VII, L.P.	Stamford	CT..	Metropolitan Life Insurance Company	11/20/2017	03/31/2021	3,350,169					0		3,350,169	3,350,169			0	
	One Equity Partners VII, L.P.	New York	NY..	Metropolitan Life Insurance Company	08/07/2018	03/31/2021	8,192,297	(1,857,637)				(1,857,637)		6,334,660	8,185,919		1,851,259	1,851,259	6,378
	OpenGate Capital Partners II, L.P.	Los Angeles	CA.	Metropolitan Life Insurance Company	10/04/2019	03/31/2021	703,204	(54,994)				(54,994)		648,210	703,204		54,994	54,994	
	PAG Asia III, L.P.	Hong Kong	CHN	Metropolitan Life Insurance Company	09/06/2018	03/31/2021	402,729	14,917				14,917		417,646	402,729		(14,917)	(14,917)	
	PAI Europe VII-1 S.L.P.	Paris	FRA	Metropolitan Life Insurance Company	11/02/2017	03/31/2021	1,116,721	(114,658)				(114,658)	(28,108)	973,955	1,119,066		28,108	117,003	145,111
	PAI Europe VII-1 SCS	Paris	FRA	Metropolitan Life Insurance Company	11/02/2017	03/31/2021	762,934	295,238				295,238	4,924	1,063,096	762,934		(4,924)	(295,238)	(300,162)
	Patria - Private Equity Fund VI, L.P.	Sao Paulo	BRA	Metropolitan Life Insurance Company	12/18/2017	03/31/2021	1,071,511	23,702				23,702		1,095,213	1,071,511		(23,702)	(23,702)	
	Polish Enterprise Fund VIII, L.P.	Warsaw	POL	Metropolitan Life Insurance Company	09/08/2017	03/31/2021	1,453,635	170,427				170,427	(13,324)	1,610,738	1,453,635		13,324	(170,427)	(157,103)
	Primavera Capital Fund III L.P.	Hong Kong	CHN	Metropolitan Life Insurance Company	02/14/2018	03/31/2021	5,088,375	(973,460)				(973,460)		4,114,915	5,085,955		971,040	971,040	2,420
	Public Pension Capital, LLC	New York	NY..	Normal Distributions/and or adjustments.	07/10/2014	03/31/2021		.4						.4	.4			0	
	Sculptor Domestic Partners II	New York	NY..	Metropolitan Life Insurance Company	07/31/2006	03/31/2021	8,096,539	(2,848,723)				(2,848,723)		5,247,816	8,227,101		2,979,285	2,979,285	
	Secondary Overflow Fund IV L.P.	Boston	MA.	Metropolitan Life Insurance Company	04/30/2020	03/31/2021	255,465	(104,276)				(104,276)		151,189	255,465		104,276	104,276	
	Senator Global Opportunity Fund LP	New York	NY..	Metropolitan Life Insurance Company	03/02/2015	03/31/2021	276,221	114,078				114,078		390,299	273,661		(116,638)	(116,638)	
	Seventh Civen Fund (No.1) L.P.	London	GBR	Metropolitan Life Insurance Company	02/27/2019	03/31/2021	201,939	23,175				23,175	(15,511)	209,603	201,939		15,511	(23,175)	(7,664)
	Silver Lake Partners VI, L.P.	New York	NY..	Metropolitan Life Insurance Company	06/02/2020	03/31/2021	184,664					0		184,664	178,215		(6,449)	(6,449)	
	Spark Capital Growth Fund III, L.P.	Boston	MA.	Metropolitan Life Insurance Company	02/12/2019	03/31/2021	823,710	26,290				26,290		850,000	823,710		(26,290)	(26,290)	
	Spark Capital VI, L.P.	Boston	MA.	Metropolitan Life Insurance Company	02/12/2019	03/31/2021	311,470	13,530				13,530		325,000	311,470		(13,530)	(13,530)	
	The Baring Asia Private Equity Fund VII, L.P.	Hong Kong	CHN	Metropolitan Life Insurance Company	07/10/2018	03/31/2021	4,382,175	(669,103)				(669,103)		3,713,072	3,830,438		117,366	117,366	551,737
	The Veritas Capital Fund VII, L.P.	New York	NY..	Metropolitan Life Insurance Company	08/09/2019	03/31/2021	1,072,773	34,177				34,177		1,106,950	1,072,773		(34,177)	(34,177)	
	Trident VI, L.P.	Greenwich	CT..	Metropolitan Life Insurance Company	12/20/2013	03/31/2021	4,878,088	(371,532)				(371,532)		4,506,556	4,506,556			0	371,316
	Trident VIII, L.P.	Greenwich	CT..	Metropolitan Life Insurance Company	05/03/2019	03/31/2021	495,512	(8,632)				(8,632)		486,880	495,512		8,632	8,632	
	VIP IV LP	London	GBR	Metropolitan Life Insurance Company	05/13/2020	03/31/2021	17,324					0		17,324	17,324			0	
	Wayzata Opportunities Fund III, L.P.	Wayzata	MN.	Metropolitan Life Insurance Company	09/11/2012	01/02/2021	247,001	35,950				35,950		282,951	247,001		(35,950)	(35,950)	
	WCAS XIII, L.P.	New York	NY..	Metropolitan Life Insurance Company	07/25/2018	03/31/2021	949,542	(19,784)				(19,784)		929,758	949,542		19,784	19,784	
	Welsh, Carson, Anderson & Stowe XII, L.P.	New York	NY..	Metropolitan Life Insurance Company	09/16/2014	03/31/2021	6,555,348	(1,241,883)				(1,241,883)		5,313,465	6,379,967		1,066,502	1,066,502	175,381
	Whitehorse Liquidity Partners Fund III LP	Toronto	CAN	Normal Distributions/and or adjustments.	05/31/2019	03/31/2021	416,056					0		416,056	416,056			0	
	Whitehorse Liquidity Partners Fund IV LP	Toronto	CAN	Normal Distributions/and or adjustments.	04/21/2020	03/31/2021		(9,175)				0		(9,175)	(9,175)			0	
	Wind Point Partners IX, L.P.	Chicago	IL..	Metropolitan Life Insurance Company	01/17/2020	03/31/2021	226,824	24,383				24,383		251,207	226,824		(24,383)	(24,383)	
	Wing Three, L.P.	Menlo Park	CA.	Metropolitan Life Insurance Company	05/29/2020	03/31/2021	54,539	3,961				3,961		58,500	54,539		(3,961)	(3,961)	
1999999	Total - Joint Venture or Partnership Interests That Have Underlying Characteristics of Common Stocks - Unaffiliated						208,013,580	(18,185,910)	0	0	0	(18,185,910)	(659,552)	189,168,115	205,148,124	610,164	15,369,845	15,980,009	3,192,087
<b>Joint Venture or Partnership Interests That Have Underlying Characteristics of Real Estate - Affiliated</b>																			
	p000917 MetLife 1201 TAB Member, LLC	Seattle	WA.	Metropolitan Life Insurance Company	10/10/2012	03/01/2021	4,386,571	49,729				49,729		4,436,300	8,153,271		3,716,972	3,716,972	
	p001437 MetLife Core Property Fund, LP - MPC	Whippany	NJ..	Normal Distributions and/or adjustments.	04/02/2018	03/31/2021	128,416					0		128,416	128,416			0	
	p001806 MMP Owners LLC	Whippany	NJ..	Metropolitan Life Insurance Company	10/29/2018	03/01/2021	2,657,177	149,988				149,988		2,807,165	2,222,227		(584,937)	(584,937)	
	p002296 1350 Eye Street Owner LLC	Washington	DC.	Metropolitan Life Insurance Company	02/01/2021	03/01/2021	5,537,391					0		5,537,391	5,537,391			0	
2299999	Total - Joint Venture or Partnership Interests That Have Underlying Characteristics of Real Estate - Affiliated						12,709,555	199,717	0	0	0	199,717	0	12,909,272	16,041,305	0	3,132,035	3,132,035	0
<b>Any Other Class of Asset - Unaffiliated</b>																			
	General Deal	New York	NY..	Metropolitan Life Insurance Company	01/01/2020	03/31/2021						0			17,293	17,293		17,293	

QE03.6

Statement for March 31, 2021 of the **Metropolitan Property and Casualty Insurance Company**  
**SCHEDULE BA - PART 3**

Showing Other Long-Term Invested Assets DISPOSED, Transferred or Repaid During the Current Quarter

1	2	Location		5	6	7	8	Changes in Book/Adjusted Carrying Value						15	16	17	18	19	20
		3	4					9	10	11	12	13	14						
CUSIP Identification	Name or Description	City	State	Name of Purchaser or Nature of Disposal	Date Originally Acquired	Disposal Date	Book/Adjusted Carrying Value Less Encumbrances, Prior Year	Unrealized Valuation Increase (Decrease)	Current Year's (Depreciation) or (Amortization) / Accretion	Current Year's Other-Than-Temporary Impairment Recognized	Capitalized Deferred Interest and Other	Total Change in B./A.C.V. (9+10-11+12)	Total Foreign Exchange Change in B./A.C.V.	Book/Adjusted Carrying Value Less Encumbrances on Disposal	Consideration	Foreign Exchange Gain (Loss) on Disposal	Realized Gain (Loss) on Disposal	Total Gain (Loss) on Disposal	Investment Income
4699999	Total - Any Other Class of Asset - Unaffiliated.....						.....0	.....0	.....0	.....0	.....0	.....0	.....0	.....0	.....17,293	.....17,293	.....0	.....17,293	.....0
4899999	Subtotal - Unaffiliated.....						.....208,013,580	.....(18,185,910)	.....0	.....0	.....0	.....(18,185,910)	.....(659,552)	.....189,168,115	.....205,165,417	.....627,457	.....15,369,845	.....15,997,302	.....3,192,087
4999999	Subtotal - Affiliated.....						.....12,709,555	.....199,717	.....0	.....0	.....0	.....199,717	.....0	.....12,909,272	.....16,041,305	.....0	.....3,132,035	.....3,132,035	.....0
5099999	Totals.....						.....220,723,135	.....(17,986,193)	.....0	.....0	.....0	.....(17,986,193)	.....(659,552)	.....202,077,387	.....221,206,722	.....627,457	.....18,501,880	.....19,129,337	.....3,192,087

QE03.7

Statement for March 31, 2021 of the **Metropolitan Property and Casualty Insurance Company**  
**SCHEDULE D - PART 3**

Showing all Long-Term Bonds and Stocks ACQUIRED During Current Quarter

1	2	3	4	5	6	7	8	9	10
CUSIP Identification	Description	Foreign	Date Acquired	Name of Vendor	Number of Shares of Stock	Actual Cost	Par Value	Paid for Accrued Interest and Dividends	NAIC Designation, NAIC Designation Modifier and SVO Administrative Symbol
<b>Bonds - U.S. Special Revenue and Special Assessment</b>									
072024	XF 4 BAY AREA TOLL AUTHORITY 1.869% 04/01/2.....		03/03/2021.....	BANK OF AMERICA N.A.....		4,750,000	4,750,000		1.C FE.....
072024	XG 2 BAY AREA TOLL AUTHORITY 2.019% 04/01/3.....		03/03/2021.....	BANK OF AMERICA N.A.....		2,500,000	2,500,000		1.C FE.....
155498	JJ 8 CENTRAL TEX REGL MOBILITY AUTH 2.635%.....		02/12/2021.....	CITIGROUP GLOBAL MARKETS INC/.....		1,529,280	1,495,000	5,034	2.A FE.....
3137FK	PJ 9 FREDDIE MAC FHLMC_4855 4.000% 08/01/48.....		03/01/2021.....	Interest Capitalization.....		57,782	57,782		1.A.....
345105	KA 7 FOOTHILL / EASTERN TRANSN CORR 2.962%.....		01/27/2021.....	GOLDMAN SACHS & COMPANY.....		1,000,000	1,000,000		1.F FE.....
345105	KN 9 FOOTHILL / EASTERN TRANSN CORR 3.062%.....		01/27/2021.....	GOLDMAN SACHS & COMPANY.....		1,000,000	1,000,000		1.F FE.....
446201	AG 0 HUNTINGTON BEACH CALIF 1.911% 06/15/28.....		03/18/2021.....	STIFEL NICOLAUS.....		2,150,000	2,150,000		1.B FE.....
446201	AH 8 HUNTINGTON BEACH CALIF 2.183% 06/15/29.....		03/18/2021.....	STIFEL NICOLAUS.....		2,750,000	2,750,000		1.B FE.....
544445	TZ 2 LOS ANGELES CALIF DEPT ARPTS A 1.613%.....		01/28/2021.....	BARCLAYS CAPITAL INC.....		1,000,000	1,000,000		1.D FE.....
544445	UB 3 LOS ANGELES CALIF DEPT ARPTS A 1.863%.....		01/28/2021.....	BARCLAYS CAPITAL INC.....		1,600,000	1,600,000		1.D FE.....
544445	UE 7 LOS ANGELES CALIF DEPT ARPTS A 2.163%.....		01/28/2021.....	BARCLAYS CAPITAL INC.....		600,000	600,000		1.D FE.....
544445	UF 4 LOS ANGELES CALIF DEPT ARPTS A 2.213%.....		01/28/2021.....	BARCLAYS CAPITAL INC.....		650,000	650,000		1.D FE.....
575896	WN 1 MASSACHUSETTS PORT AUTHORITY 1.979% 07.....		02/04/2021.....	BANK OF AMERICA N.A.....		1,000,000	1,000,000		1.C FE.....
575896	WP 6 MASSACHUSETTS PORT AUTHORITY 2.079% 07.....		02/04/2021.....	BANK OF AMERICA N.A.....		1,000,000	1,000,000		1.C FE.....
575896	WQ 4 MASSACHUSETTS PORT AUTHORITY 2.179% 07.....		02/04/2021.....	BANK OF AMERICA N.A.....		1,500,000	1,500,000		1.C FE.....
63902H	AN 9 NATURE CONSERVANCY 1.611% 07/01/30.....		01/27/2021.....	JP MORGAN SECURITIES LTD LDN.....		1,500,000	1,500,000		1.C FE.....
646140	DU 4 NEW JERSEY ST TURNPIKE AUTHORI 1.863%.....		01/22/2021.....	CITIGROUP GLOBAL MARKETS INC/.....		2,000,000	2,000,000		1.F FE.....
646140	DV 2 NEW JERSEY ST TURNPIKE AUTHORI 1.963%.....		01/22/2021.....	CITIGROUP GLOBAL MARKETS INC/.....		1,000,000	1,000,000		1.F FE.....
646140	DX 8 NEW JERSEY ST TURNPIKE AUTHORI 2.213%.....		01/22/2021.....	CITIGROUP GLOBAL MARKETS INC/.....		1,150,000	1,150,000		1.F FE.....
647719	QF 3 NEW ORLEANS LA SEWAGE SVC REV 1.891% 0.....		02/05/2021.....	JP MORGAN SECURITIES LTD LDN.....		300,000	300,000		2.A FE.....
647719	QG 1 NEW ORLEANS LA SEWAGE SVC REV 1.991% 0.....		02/05/2021.....	JP MORGAN SECURITIES LTD LDN.....		500,000	500,000		2.A FE.....
647719	QH 9 NEW ORLEANS LA SEWAGE SVC REV 2.091% 0.....		02/05/2021.....	JP MORGAN SECURITIES LTD LDN.....		700,000	700,000		2.A FE.....
647719	QJ 5 NEW ORLEANS LA SEWAGE SVC REV 2.191% 0.....		02/05/2021.....	JP MORGAN SECURITIES LTD LDN.....		990,000	990,000		2.A FE.....
647719	QK 2 NEW ORLEANS LA SEWAGE SVC REV 2.241% 0.....		02/05/2021.....	JP MORGAN SECURITIES LTD LDN.....		425,000	425,000		2.A FE.....
647719	QL 0 NEW ORLEANS LA SEWAGE SVC REV 2.291% 0.....		02/05/2021.....	JP MORGAN SECURITIES LTD LDN.....		375,000	375,000		2.A FE.....
647753	MG 4 LA NEW ORLEANS WATER REV 1.941% 12/01/.....		02/05/2021.....	JP MORGAN SECURITIES LTD LDN.....		350,000	350,000		2.A FE.....
647753	MH 2 LA NEW ORLEANS WATER REV 2.041% 12/01/.....		02/05/2021.....	JP MORGAN SECURITIES LTD LDN.....		450,000	450,000		2.A FE.....
647753	MJ 8 LA NEW ORLEANS WATER REV 2.141% 12/01/.....		02/05/2021.....	JP MORGAN SECURITIES LTD LDN.....		625,000	625,000		2.A FE.....
647753	MK 5 LA NEW ORLEANS WATER REV 2.241% 12/01/.....		02/05/2021.....	JP MORGAN SECURITIES LTD LDN.....		975,000	975,000		2.A FE.....
647753	ML 3 LA NEW ORLEANS WATER REV 2.291% 12/01/.....		02/05/2021.....	JP MORGAN SECURITIES LTD LDN.....		850,000	850,000		2.A FE.....
647753	MM 1 LA NEW ORLEANS WATER REV 2.341% 12/01/.....		02/05/2021.....	JP MORGAN SECURITIES LTD LDN.....		700,000	700,000		2.A FE.....
64972E	UC 1 NEW YORK N Y CITY HSG DEV CORP 1.377%.....		02/24/2021.....	CITIGROUP GLOBAL MARKETS INC/.....		200,000	200,000		1.C FE.....
64972E	UD 9 NEW YORK N Y CITY HSG DEV CORP 1.477%.....		02/24/2021.....	CITIGROUP GLOBAL MARKETS INC/.....		200,000	200,000		1.C FE.....
64972E	UE 7 NEW YORK N Y CITY HSG DEV CORP 1.577%.....		02/24/2021.....	CITIGROUP GLOBAL MARKETS INC/.....		260,000	260,000		1.C FE.....
64972E	UF 4 NEW YORK N Y CITY HSG DEV CORP 1.677%.....		02/24/2021.....	CITIGROUP GLOBAL MARKETS INC/.....		450,000	450,000		1.C FE.....
64972E	UG 2 NEW YORK N Y CITY HSG DEV CORP 1.903%.....		02/24/2021.....	CITIGROUP GLOBAL MARKETS INC/.....		725,000	725,000		1.C FE.....
64972E	UH 0 NEW YORK N Y CITY HSG DEV CORP 1.953%.....		02/24/2021.....	CITIGROUP GLOBAL MARKETS INC/.....		1,250,000	1,250,000		1.C FE.....
71783D	CB 9 PHILADELPHIA AUTHORITY FOR IND 1.625%.....		03/19/2021.....	BANK OF AMERICA N.A.....		1,950,000	1,950,000		1.G FE.....
71783D	CC 7 PHILADELPHIA AUTHORITY FOR IND 2.016%.....		03/19/2021.....	BANK OF AMERICA N.A.....		2,245,000	2,245,000		1.G FE.....
71783D	CD 5 PHILADELPHIA AUTHORITY FOR IND 2.216%.....		03/19/2021.....	BANK OF AMERICA N.A.....		2,000,000	2,000,000		1.G FE.....
898735	UT 0 TUCSON ARIZ CFTS PARTN 2.232% 07/01/34.....		02/18/2021.....	FTN FINANCIAL CAPITAL MARKETS.....		3,400,000	3,400,000		1.E FE.....
91412H	JR 5 UNIVERSITY OF CALIFORNIA 1.897% 05/15/.....		02/24/2021.....	JEFFERIES & COMPANY INC.....		1,600,000	1,600,000		1.C FE.....
92778W	LA 2 VIRGINIA COLLEGE BLDG AUTH VA 2.010% 0.....		01/14/2021.....	TD SECURITIES USA LLC.....		6,605,222	6,595,000		1.B FE.....
92778W	LB 0 VIRGINIA COLLEGE BLDG AUTH VA 2.110% 0.....		01/14/2021.....	TD SECURITIES USA LLC.....		2,258,473	2,255,000		1.B FE.....

QE04

Statement for March 31, 2021 of the **Metropolitan Property and Casualty Insurance Company**  
**SCHEDULE D - PART 3**

Showing all Long-Term Bonds and Stocks ACQUIRED During Current Quarter

1	2	3	4	5	6	7	8	9	10
CUSIP Identification	Description	Foreign	Date Acquired	Name of Vendor	Number of Shares of Stock	Actual Cost	Par Value	Paid for Accrued Interest and Dividends	NAIC Designation, NAIC Designation Modifier and SVO Administrative Symbol
977100 HQ 2	WISCONSIN ST GEN FD 1.636% 05/01/31		02/11/2021	BARCLAYS CAPITAL INC		5,000,000	5,000,000		1.C FE
3199999	Total - Bonds - U.S. Special Revenue and Special Assessments					64,120,757	64,072,782	5,034	XXX

**Bonds - Industrial and Miscellaneous**

000000 00 0	ATHENE GLOBAL FUNDING 2.500% 03/24/28		03/19/2021	BANK OF AMERICA N.A.		4,985,950	5,000,000		1.F FE
000000 00 0	CATERPILLAR FINANCIAL SERVICES 1.100%		03/25/2021	RBC DOMINION SECURITIES INC		4,852,300	5,000,000	2,292	1.F FE
009158 AY 2	Air Products And Chemicals Inc 1.850%		03/26/2021	GOLDMAN SACHS & COMPANY		5,447,524	5,373,000	37,275	1.F FE
023135 BC 9	AMAZON.COM INC 3.150% 08/22/27		03/26/2021	BANK OF AMERICA N.A.		5,477,600	5,000,000	16,625	1.E FE
036752 AR 4	ANTHEM INC 1.500% 03/15/26		03/08/2021	CITIGROUP GLOBAL MARKETS INC/		4,986,850	5,000,000		2.B FE
037833 EB 2	APPLE INC 0.700% 02/08/26		02/01/2021	GOLDMAN SACHS & COMPANY		11,424,238	11,450,000		1.B FE
05565E BQ 7	BMW US CAPITAL LLC 0.800% 04/01/24		03/29/2021	JP MORGAN SECURITIES LTD LDN		9,995,300	10,000,000		1.F FE
072863 AJ 2	BAYLOR SCOTT & WHITE HOLDINGS 2.839% 1		01/14/2021	JP MORGAN SECURITIES LTD LDN		1,500,000	1,500,000		1.D FE
141781 BN 3	CARGILL INC 0.750% 02/02/26		01/28/2021	DEUTSCHE BANK SECURITIES INC.		4,982,900	5,000,000		1.F FE
191216 DJ 6	COCA-COLA COMPANY THE 1.500% 03/05/28		03/01/2021	GOLDMAN SACHS & COMPANY		9,958,400	10,000,000		1.E FE
20030N CS 8	COMCAST CORPORATION 3.950% 10/15/25		03/18/2021	GOLDMAN SACHS & COMPANY		5,579,300	5,000,000	86,132	1.G FE
22535W AH 0	CREDIT AGRICOLE SA 1.247% 01/26/27	D	01/19/2021	CANACCORD		7,500,000	7,500,000		1.G FE
24422E VK 2	JOHN DEERE CAPITAL CORP 0.700% 01/15/2		02/23/2021	BARCLAYS CAPITAL INC		2,183,808	2,200,000	2,053	1.F FE
24422E VP 1	JOHN DEERE CAPITAL CORP 1.500% 03/06/2		03/01/2021	GOLDMAN SACHS & COMPANY		4,985,100	5,000,000		1.F FE
285512 AE 9	ELECTRONIC ARTS INC 1.850% 02/15/31		02/09/2021	JP MORGAN SECURITIES LTD LDN		10,471,335	10,500,000		2.A FE
291011 BP 8	EMERSON ELECTRIC CO 0.875% 10/15/26		03/25/2021	JP MORGAN SECURITIES LTD LDN		4,881,150	5,000,000	22,726	1.F FE
29446M AJ 1	EQUINOR ASA 1.750% 01/22/26	D	03/24/2021	CITIGROUP GLOBAL MARKETS INC/		5,128,850	5,000,000	15,556	1.D FE
369604 BV 4	GENERAL ELECTRIC CO 3.450% 05/01/27		02/17/2021	BANK OF AMERICA N.A.		2,335,620	2,100,000	21,735	2.A FE
46647P BW 5	JPMORGAN CHASE&CO 1.040% 02/04/27		01/28/2021	JP MORGAN SECURITIES LTD LDN		5,000,000	5,000,000		1.F FE
571676 AJ 4	MARS INC 0.875% 07/16/26		03/25/2021	BNP PARIBAS		4,866,400	5,000,000	8,872	1.F FE
574599 BS 4	MASCO CORP 1.500% 02/15/28		02/18/2021	WELLS FARGO & CO		5,590,816	5,600,000		2.B FE
579780 AR 8	MCCORMICK&COMPANY INCORPORATED 0.900%		02/08/2021	BANK OF AMERICA N.A.		5,984,160	6,000,000		2.B FE
58507L AC 3	MEDTRONIC GLOBAL HOLDINGS SCA 3.350% 0	D	03/31/2021	SEA PORT GROUP LLC		5,482,950	5,000,000	1,861	1.G FE
65339K AT 7	NEXTERA ENERGY CAPITAL HOLDING 3.550%		03/25/2021	ROBERT W. BAIRD & CO		5,511,550	5,000,000	72,972	2.A FE
654106 AF 0	Nike Inc 2.375% 11/01/26		03/24/2021	BNP PARIBAS		3,178,530	3,000,000	28,698	1.E FE
677561 LK 6	OHIO ST HOSP FAC REV CLEVELAND 2.885%		02/11/2021	JP MORGAN SECURITIES LTD LDN		1,103,900	1,000,000	3,606	1.C FE
74340X BS 9	PROLOGIS LP 1.625% 03/15/31		02/04/2021	WELLS FARGO & CO		8,022,306	8,070,000		1.G FE
743820 AA 0	PROVIDENCE ST JOSEPH HEALTH 2.532% 10/		03/30/2021	MORGAN STANLEY & CO		2,138,634	2,088,000		1.D FE
74977R DK 7	COOPERATIVE RABOBANK UA 1.106% 02/24/	D	02/17/2021	CITIGROUP GLOBAL MARKETS INC/		3,600,000	3,600,000		1.G FE
817826 AC 4	7-ELEVEN INC 0.950% 02/10/26		01/27/2021	SUMITOMO MITSUI BANKING CORPOR		2,992,860	3,000,000		2.B FE
82620K AZ 6	SIEMENS FINANCIERINGSMAATSCHAP 1.200%	D	03/02/2021	JP MORGAN SECURITIES LTD LDN		9,989,800	10,000,000		1.E FE
87612E BE 5	TARGET CORPORATION 2.500% 04/15/26		03/24/2021	JP MORGAN SECURITIES LTD LDN		5,332,700	5,000,000	55,903	1.G FE
88579Y AY 7	3M CO 2.875% 10/15/27		03/30/2021	GOLDMAN SACHS & COMPANY		3,290,479	3,060,000	40,566	1.E FE
892331 AM 1	TOYOTA MOTOR CORPORATION 1.339% 03/25/	D	03/18/2021	JP MORGAN SECURITIES LTD LDN		10,000,000	10,000,000		1.E FE
G6363# AT 4	NAC AVIATION 29 DAC 6.830% 03/14/25	D	09/14/2020	Various		(305,892)	(305,892)		4.B PL
G6363# AV 9	NAC AVIATION 29 DAC 5.040% 02/27/24	D	08/27/2020	Interest Capitalization		(44,521)	(44,521)		4.B PL
G6363# AW 7	NAC AVIATION 29 DAC 5.170% 02/27/26	D	08/27/2020	Interest Capitalization		(68,197)	(68,197)		4.B PL
3899999	Total - Bonds - Industrial and Miscellaneous					188,342,700	185,622,390	416,872	XXX

**Bonds - Unaffiliated Bank Loans**

26483N AN 0	DUN & BRADSTREET CORPORATION T		01/27/2021	Tax Free Exchange		995,974	992,500		4.A FE
31935H AB 3	TRICO GROUP LLC 02/02/24		08/13/2020	Tax Free Exchange		(98,892)			4.B FE

QE04.1

Statement for March 31, 2021 of the **Metropolitan Property and Casualty Insurance Company**  
**SCHEDULE D - PART 3**

Showing all Long-Term Bonds and Stocks ACQUIRED During Current Quarter

1	2		3	4	5	6	7	8	9	10
CUSIP Identification	Description		Foreign	Date Acquired	Name of Vendor	Number of Shares of Stock	Actual Cost	Par Value	Paid for Accrued Interest and Dividends	NAIC Designation, NAIC Designation Modifier and SVO Administrative Symbol
50168E AE 2	LABL INC 07/01/26.....			02/09/2021.....	Tax Free Exchange.....		1,680,496	1,678,750		4.B FE.....
85236H AB 5	STADCO LA LLC 06/29/23.....			03/31/2021.....	Various.....		101,750	101,750		2.A Z.....
C3604M AM 4	GATEWAY CASINOS AND ENTERTAINM PIK 3% .....		A.....	08/14/2020.....	Tax Free Exchange.....		(171,930)	(171,930)		4.C FE.....
8299999	Total - Bonds - Unaffiliated Bank Loans.....						2,507,398	2,601,070	0	XXX
8399997	Total - Bonds - Part 3.....						254,970,855	252,296,242	421,906	XXX
8399999	Total - Bonds.....						254,970,855	252,296,242	421,906	XXX
<b>Common Stocks - Industrial and Miscellaneous (Unaffiliated) Publicly Traded</b>										
03272L 10 8	ANAPLAN INC.....			02/09/2021.....	PARTNERSHIP DISTRIBUTION.....	147.000	11,594	XXX		XXX
31188V 10 0	FASTLY INC.....			01/26/2021.....	PARTNERSHIP DISTRIBUTION.....	855.000	86,441	XXX		XXX
682680 10 3	ONEOK INC.....			02/16/2021.....	ISSUING COMPANY.....	429.000	19,151	XXX		XXX
833445 10 9	SNOWFLAKE INC.....			03/03/2021.....	PARTNERSHIP DISTRIBUTION.....	1,365.000	389,050	XXX		XXX
90138F 10 2	TWILIO INC.....			02/15/2021.....	PARTNERSHIP DISTRIBUTION.....	259.000	112,467	XXX		XXX
94419L 10 1	WAYFAIR INC.....			01/15/2021.....	PARTNERSHIP DISTRIBUTION.....	1,172.000	386,608	XXX		XXX
9099999	Total - Common Stocks - Industrial and Miscellaneous (Unaffiliated) Publicly Traded.....						1,005,311	XXX	0	XXX
9799997	Total - Common Stocks - Part 3.....						1,005,311	XXX	0	XXX
9799999	Total - Common Stocks.....						1,005,311	XXX	0	XXX
9899999	Total - Preferred and Common Stocks.....						1,005,311	XXX	0	XXX
9999999	Total - Bonds, Preferred and Common Stocks.....						255,976,166	XXX	421,906	XXX

QE04.2



Statement for March 31, 2021 of the **Metropolitan Property and Casualty Insurance Company**

**SCHEDULE D - PART 4**

Showing all Long-Term Bonds and Stocks SOLD, REDEEMED or Otherwise DISPOSED OF During Current Quarter

1	2	3	4	5	6	7	8	9	10	Change in Book/Adjusted Carrying Value					16	17	18	19	20	21	22
										11	12	13	14	15							
CUSIP Identification	Description	For rei g n	Disposal Date	Name of Purchaser	Number of Shares of Stock	Consideration	Par Value	Actual Cost	Prior Year Book/Adjusted Carrying Value	Unrealized Valuation Increase (Decrease)	Current Year's (Amortization) / Accretion	Current Year's Other-Than- Temporary Impairment Recognized	Total Change in B./A.C.V. (11+12-13)	Total Foreign Exchange Change in B./A.C.V.	Book/Adjusted Carrying Value at Disposal Date	Foreign Exchange Gain (Loss) on Disposal	Realized Gain (Loss) on Disposal	Total Gain (Loss) on Disposal	Bond Interest / Stock Dividends Received During Year	Stated Contractual Maturity Date	NAIC Designation, NAIC Designation Modifier and SVO Admini- strative Symbol
<b>Bonds - U.S. Government</b>																					
36225B QJ 0	GINNIE MAE I GNMA I 7.000% 781357 7.00		03/01/2021	Various.....		2,896	2,896	2,845	2,870				26	26	2,896			0	35	10/15/2025	1.A
36225B QL 5	GINNIE MAE I GNMA I 6.500% 781359 6.50		03/01/2021	Various.....		1,867	1,867	1,826	1,847				20	20	1,867			0	20	12/15/2025	1.A
36225B QN 1	GINNIE MAE I GNMA I 7.500% 781361 7.50		03/01/2021	Various.....		4,166	4,166	4,055	4,111				55	55	4,166			0	50	12/15/2025	1.A
36225B QR 2	GINNIE MAE I GNMA I 8.000% 781364 8.00		03/01/2021	Various.....		44	44	44	44				0	44			0	1	12/15/2030	1.A	
912828 S7 6	UNITED STATES TREASURY 1.125% 07/31/21		02/25/2021	Various.....		32,150,938	32,000,000	32,397,369	32,178,883		(43,539)		(43,539)	32,135,344		15,593	15,593	200,884	07/31/2021	1.A	
912828 WN 6	UNITED STATES TREASURY 2.000% 05/31/21		02/25/2021	Various.....		60,838,887	60,500,000	61,726,664	60,969,316		(145,051)		(145,051)	60,824,265		14,622	14,622	258,187	05/31/2021	1.A	
912828 YP 9	UNITED STATES TREASURY 1.500% 10/31/21		02/09/2021	RBC DOMINION SECURITIES INC		30,310,547	30,000,000	30,457,873	30,338,240		(44,930)		(44,930)	30,293,310		17,236	17,236	125,552	10/31/2021	1.A	
912828 ZA 1	UNITED STATES TREASURY 1.125% 02/28/22		03/17/2021	Various.....		25,249,219	25,000,000	25,370,167	25,223,425		(38,542)		(38,542)	25,184,883		64,336	64,336	151,320	02/28/2022	1.A	
0599999	Total - Bonds - U.S. Government.....					148,558,564	147,508,973	149,960,843	148,718,736		(271,961)		(271,961)	148,446,775		111,787	111,787	736,049	XXX	XXX	
<b>Bonds - U.S. Special Revenue and Special Assessment</b>																					
04780M MN 6	ATLANTA HARTSFIELD-JACKSON AIR Atlanta G		01/01/2021	Call 100.0000.....		7,000,000	7,000,000	7,294,140	7,000,102		(102)		(102)	7,000,000			0	210,000	01/01/2030	1.D FE	
04780M PF 0	ATLANTA HARTSFIELD-JACKSON AIR 5.000%		01/01/2021	Call 100.0000.....		3,000,000	3,000,000	3,112,920	3,000,048		(48)		(48)	3,000,000			0	75,000	01/01/2026	1.D FE	
04780M PH 6	ATLANTA HARTSFIELD-JACKSON AIR Atlanta G		01/01/2021	Call 100.0000.....		6,000,000	6,000,000	6,004,140	6,000,001		(1)		(1)	6,000,000			0	150,000	01/01/2028	1.D FE	
04780M PJ 2	ATLANTA HARTSFIELD-JACKSON AIR Atlanta G		01/01/2021	Call 100.0000.....		5,000,000	5,000,000	5,000,000	5,000,000				0	5,000,000			0	125,000	01/01/2029	1.D FE	
04780M PK 9	ATLANTA HARTSFIELD-JACKSON AIR Atlanta G		01/01/2021	Call 100.0000.....		4,875,000	4,875,000	5,058,153	4,853,568		(85)		(85)	4,853,483		21,517	21,517	121,875	01/01/2030	1.D FE	
155048 AZ 4	CENTRAL PUGET SOUND REGIONAL T 5.250%		02/01/2021	Redemption 100.0000.....		2,355,000	2,355,000	2,413,428	2,354,853		147		147	2,355,000			0	61,819	02/01/2021	1.A FE	
196479 6Q 7	COLORADO HOUSING AND FINANCE A 2.950%		03/01/2021	Call 100.0000.....		165,000	165,000	165,000	165,000				0	165,000			0	1,393	05/01/2029	1.A FE	
196479 6R 5	COLORADO HOUSING AND FINANCE A 3.000%		03/01/2021	Call 100.0000.....		210,000	210,000	210,000	210,000				0	210,000			0	1,783	11/01/2029	1.A FE	
196479 6S 3	COLORADO HOUSING AND FINANCE A 3.050%		03/01/2021	Call 100.0000.....		205,000	205,000	205,000	205,000				0	205,000			0	1,779	05/01/2030	1.A FE	
196479 6T 1	COLORADO HOUSING AND FINANCE A 3.080%		03/01/2021	Call 100.0000.....		145,000	145,000	145,000	145,000				0	145,000			0	1,266	11/01/2030	1.A FE	
196479 6U 8	COLORADO HOUSING AND FINANCE A 3.250%		03/01/2021	Call 100.0000.....		855,000	855,000	855,000	855,000				0	855,000			0	7,908	11/01/2034	1.A FE	
196479 6V 6	COLORADO HOUSING AND FINANCE A 3.550%		03/01/2021	Call 100.0000.....		215,000	215,000	215,000	215,000				0	215,000			0	2,169	05/01/2037	1.A FE	

QE05

**SCHEDULE D - PART 4**

Showing all Long-Term Bonds and Stocks SOLD, REDEEMED or Otherwise DISPOSED OF During Current Quarter

1	2	3	4	5	6	7	8	9	10	Change in Book/Adjusted Carrying Value					16	17	18	19	20	21	22
										11	12	13	14	15							
CUSIP Identification	Description	For rei gn	Disposal Date	Name of Purchaser	Number of Shares of Stock	Consideration	Par Value	Actual Cost	Prior Year Book/Adjusted Carrying Value	Unrealized Valuation Increase (Decrease)	Current Year's (Amortization) / Accretion	Current Year's Other-Than- Temporary Impairment Recognized	Total Change in B./A.C.V. (11+12-13)	Total Foreign Exchange Change in B./A.C.V.	Book/Adjusted Carrying Value at Disposal Date	Foreign Exchange Gain (Loss) on Disposal	Realized Gain (Loss) on Disposal	Total Gain (Loss) on Disposal	Bond Interest / Stock Dividends Received During Year	Stated Contractual Maturity Date	NAIC Designation, NAIC Designation Modifier and SVO Admini- strative Symbol
31283H NA 9	FEDERAL HOME LOAN MORTGAGE COR FHLMC 7.5		03/01/2021	Various.....		.....18	.....18	.....18	.....18				.....0		.....18		.....0	.....0		12/01/2030	1.A .....
31283H NE 1	FEDERAL HOME LOAN MORTGAGE COR 8.000%		03/01/2021	Various.....		.....1	.....1	.....1	.....1				.....0		.....1		.....0	.....0		10/01/2030	1.A .....
3131XY 4B 2	FEDERAL HOME LOAN MORTGAGE COR 3.500%		02/08/2021	Various.....		.....6,286,180	.....5,859,798	.....5,946,532	.....5,934,661		.....(5,557)		.....(5,557)		.....5,929,106		.....357,074	.....357,074	.....38,515	01/01/2048	1.A .....
3131XY UM 9	FEDERAL HOME LOAN MORTGAGE COR 3.500%		02/08/2021	Various.....		.....9,587,108	.....8,912,903	.....9,137,751	.....9,108,682		.....(10,933)		.....(10,933)		.....9,097,749		.....489,359	.....489,359	.....58,987	12/01/2047	1.A .....
3131Y0 JJ 2	FEDERAL HOME LOAN MORTGAGE COR 4.000%		02/08/2021	Various.....		.....2,619,815	.....2,435,554	.....2,487,106	.....2,478,914		.....(3,408)		.....(3,408)		.....2,475,506		.....144,309	.....144,309	.....18,277	02/01/2048	1.A .....
3132A5 JS 5	FEDERAL HOME LOAN MORTGAGE COR 4.500%		02/08/2021	Various.....		.....5,495,778	.....5,098,955	.....5,262,878	.....5,230,387		.....(11,262)		.....(11,262)		.....5,219,125		.....276,652	.....276,652	.....38,824	06/01/2048	1.A .....
3133KJ 3W 0	FEDERAL HOME LOAN MORTGAGE COR 2.500%		02/08/2021	Various.....		.....20,727,308	.....19,591,119	.....20,730,618	.....20,671,180		.....(25,083)		.....(25,083)		.....20,646,097		.....81,210	.....81,210	.....87,982	09/01/2050	1.A .....
3133KJ JC 7	FEDERAL HOME LOAN MORTGAGE COR 2.500%		03/01/2021	Paydown.....		.....2,301,676	.....2,301,676	.....2,393,743	.....2,384,885		.....(83,209)		.....(83,209)		.....2,301,676		.....0	.....0	.....9,307	07/01/2050	1.A .....
3133KJ XL 1	FEDERAL HOME LOAN MORTGAGE COR 3.000%		03/01/2021	Paydown.....		.....3,684,042	.....3,684,042	.....3,907,963	.....3,891,034		.....(206,992)		.....(206,992)		.....3,684,042		.....0	.....0	.....23,765	08/01/2050	1.A .....
31402C 5L 2	FEDERAL NATIONAL MORTGAGE ASSO FNMA 6.50		03/01/2021	Various.....		.....675	.....675	.....647	.....656		.....19		.....19		.....675		.....0	.....0	.....7	12/01/2031	1.A .....
3140GQ 3F 1	FEDERAL NATIONAL MORTGAGE ASSO 4.000%		02/08/2021	Various.....		.....6,608,068	.....6,144,277	.....6,391,488	.....6,339,685		.....(13,657)		.....(13,657)		.....6,326,028		.....282,040	.....282,040	.....46,259	08/01/2047	1.A .....
3140GS PD 8	FEDERAL NATIONAL MORTGAGE ASSO 4.000%		02/08/2021	Various.....		.....4,651,297	.....4,331,197	.....4,458,088	.....4,428,957		.....(8,536)		.....(8,536)		.....4,420,421		.....230,876	.....230,876	.....32,328	09/01/2047	1.A .....
3140H3 7J 9	FEDERAL NATIONAL MORTGAGE ASSO 4.000%		02/01/2021	Various.....		.....13,393,037	.....12,273,447	.....12,564,942	.....12,494,008		.....(11,587)		.....(11,587)		.....12,482,420		.....910,617	.....910,617	.....79,943	04/01/2048	1.A .....
3140HK 4Z 8	FEDERAL NATIONAL MORTGAGE ASSO 4.000%		02/08/2021	Various.....		.....2,901,974	.....2,700,546	.....2,747,805	.....2,734,988		.....(4,963)		.....(4,963)		.....2,730,026		.....171,948	.....171,948	.....19,602	07/01/2048	1.A .....
3140J7 UR 4	FEDERAL NATIONAL MORTGAGE ASSO 4.000%		02/08/2021	Various.....		.....3,269,638	.....3,003,414	.....3,039,079	.....3,032,791		.....(1,379)		.....(1,379)		.....3,031,411		.....238,227	.....238,227	.....22,888	12/01/2047	1.A .....
3140J7 XW 0	FEDERAL NATIONAL MORTGAGE ASSO 4.000%		02/08/2021	Various.....		.....3,874,565	.....3,616,468	.....3,733,438	.....3,698,351		.....(7,035)		.....(7,035)		.....3,691,316		.....183,249	.....183,249	.....26,963	01/01/2048	1.A .....
3140J8 AL 7	FEDERAL NATIONAL MORTGAGE ASSO 3.500%		02/08/2021	Various.....		.....7,653,053	.....7,169,835	.....7,187,200	.....7,178,521		.....(117)		.....(117)		.....7,178,404		.....474,649	.....474,649	.....46,700	06/01/2046	1.A .....
3140K0 DZ 8	FEDERAL NATIONAL MORTGAGE ASSO 3.000%		02/08/2021	Various.....		.....9,255,569	.....8,742,841	.....8,923,162	.....8,891,779		.....(16,831)		.....(16,831)		.....8,874,948		.....380,621	.....380,621	.....49,112	11/01/2049	1.A .....
3140K0 SN 9	FEDERAL NATIONAL MORTGAGE ASSO 3.000%		03/01/2021	Paydown.....		.....2,618,314	.....2,618,314	.....2,685,409	.....2,676,588		.....(58,274)		.....(58,274)		.....2,618,314		.....0	.....0	.....12,699	12/01/2049	1.A .....
3140KC DJ 8	FEDERAL NATIONAL MORTGAGE ASSO 3.000%		02/08/2021	Various.....		.....4,512,260	.....4,273,970	.....4,403,525	.....4,381,117		.....(10,815)		.....(10,815)		.....4,370,302		.....141,958	.....141,958	.....24,289	04/01/2050	1.A .....

QE05.1

**SCHEDULE D - PART 4**

Showing all Long-Term Bonds and Stocks SOLD, REDEEMED or Otherwise DISPOSED OF During Current Quarter

QE05.2

1	2	3	4	5	6	7	8	9	10	Change in Book/Adjusted Carrying Value					16	17	18	19	20	21	22
										11	12	13	14	15							
CUSIP Identification	Description	For reig n	Disposal Date	Name of Purchaser	Number of Shares of Stock	Consideration	Par Value	Actual Cost	Prior Year Book/Adjusted Carrying Value	Unrealized Valuation Increase (Decrease)	Current Year's (Amortization) / Accretion	Current Year's Other-Than- Temporary Impairment Recognized	Total Change in B./A.C.V. (11+12-13)	Total Foreign Exchange Change in B./A.C.V.	Book/Adjusted Carrying Value at Disposal Date	Foreign Exchange Gain (Loss) on Disposal	Realized Gain (Loss) on Disposal	Total Gain (Loss) on Disposal	Bond Interest / Stock Dividends Received During Year	Stated Contractual Maturity Date	NAIC Designation, NAIC Designation Modifier and SVO Admini- strative Symbol
3140KH GY 1	FEDERAL NATIONAL MORTGAGE ASSO 2.500%		03/01/2021.	Paydown.....		2,977,717	2,977,717	3,099,152	3,088,825		(111,108)		(111,108)		2,977,717			0	11,826	07/01/2050.	1.A
3140KP NA 7	FEDERAL NATIONAL MORTGAGE ASSO 2.500%		02/08/2021.	Various.....		5,319,721	4,981,811	5,336,764	5,329,774		(3,789)		(3,789)		5,325,985		(6,264)	(6,264)	24,182	10/01/2050.	1.A
3140Q8 AH 8	FEDERAL NATIONAL MORTGAGE ASSO 3.500%		02/01/2021.	Various.....		16,815,706	15,517,626	15,983,155	15,887,796		(13,983)		(13,983)		15,873,813		941,893	941,893	89,083	12/01/2047.	1.A
3140QA AJ 9	FEDERAL NATIONAL MORTGAGE ASSO 4.000%		02/01/2021.	Various.....		2,520,632	2,354,620	2,405,024	2,391,239		(2,957)		(2,957)		2,388,282		132,350	132,350	15,332	05/01/2048.	1.A
3140QA VA 5	FEDERAL NATIONAL MORTGAGE ASSO 3.500%		02/08/2021.	Various.....		6,530,324	6,188,395	6,257,047	6,234,359		(5,807)		(5,807)		6,228,553		301,772	301,772	40,017	04/01/2049.	1.A
3140QB TF 5	FEDERAL NATIONAL MORTGAGE ASSO 3.000%		02/01/2021.	Various.....		5,116,884	4,732,376	4,912,798	4,896,246		(4,028)		(4,028)		4,892,218		224,666	224,666	23,445	09/01/2049.	1.A
3140QC K8 8	FEDERAL NATIONAL MORTGAGE ASSO 4.000%		02/01/2021.	Various.....		4,414,119	4,019,977	4,269,968	4,216,367		(9,511)		(9,511)		4,206,857		207,262	207,262	26,426	12/01/2049.	1.A
3140QC QC 3	FEDERAL NATIONAL MORTGAGE ASSO 3.500%		02/01/2021.	Various.....		4,273,340	3,993,352	4,167,125	4,133,776		(10,039)		(10,039)		4,123,737		149,603	149,603	22,917	01/01/2050.	1.A
3140QE AF 9	FEDERAL NATIONAL MORTGAGE ASSO 2.500%		03/01/2021.	Paydown.....		1,907,559	1,907,559	1,983,861	1,976,979		(69,420)		(69,420)		1,907,559			0	7,732	07/01/2050.	1.A
3140QF F4 6	FEDERAL NATIONAL MORTGAGE ASSO 3.000%		02/01/2021.	Various.....		3,254,751	2,985,228	3,254,365	3,247,481		(2,331)		(2,331)		3,245,149		9,602	9,602	14,912	10/01/2050.	1.A
3140X4 UK 0	FEDERAL NATIONAL MORTGAGE ASSO 3.500%		02/01/2021.	Various.....		4,099,992	3,841,504	3,977,757	3,952,459		(10,118)		(10,118)		3,942,341		157,651	157,651	21,787	08/01/2049.	1.A
31418C BF 0	FEDERAL NATIONAL MORTGAGE ASSO 3.000%		02/08/2021.	Various.....		7,599,846	7,194,134	7,495,388	7,489,862		(25,352)		(25,352)		7,464,509		135,337	135,337	40,324	09/01/2046.	1.A
31418C UB 8	FEDERAL NATIONAL MORTGAGE ASSO 4.000%		02/08/2021.	Various.....		4,586,908	4,279,028	4,381,992	4,350,304		(6,350)		(6,350)		4,343,955		242,953	242,953	31,866	02/01/2048.	1.A
31418C XN 9	FEDERAL NATIONAL MORTGAGE ASSO 4.000%		02/01/2021.	Various.....		3,496,522	3,278,341	3,312,277	3,299,454		(1,759)		(1,759)		3,297,695		198,827	198,827	21,025	06/01/2048.	1.A
31418D TQ 5	FEDERAL NATIONAL MORTGAGE ASSO 2.000%		03/01/2021.	Paydown.....		611,077	611,077	632,130	631,395		(20,318)		(20,318)		611,077			0	2,217	10/01/2050.	1.A
43232E BX 6	HILLSBOROUGH CNTY FLA HSG FIN 4.750% 0		01/01/2021.	Redemption 100.0000.....		125,000	125,000	122,416	123,964		1,036		1,036		125,000			0	2,969	07/01/2027.	1.B FE
57563R GR 4	MASSACHUSETTS EDL FING AUTH 6.000% 01/		01/01/2021.	Call 100.0000.....		215,000	215,000	215,000	215,000				0		215,000			0	6,450	01/01/2027.	1.F FE
57563R JC 4	MASSACHUSETTS EDL FING AUTH 5.700% 01/		01/01/2021.	Call 100.0000.....		215,000	215,000	215,806	215,002				0		215,002		(2)	(2)	6,128	01/01/2031.	1.F FE
57586N XX 4	MASSACHUSETTS ST HSG FIN AGY 4.250% 12		03/01/2021.	Call 100.0000.....		10,000	10,000	10,000	10,000				0		10,000			0	106	12/01/2035.	1.C FE
647201 HD 7	NEW MEXICO MTG FIN AUTH 2.900% 08/01/4		03/01/2021.	Redemption 100.0000.....		546,101	546,101	546,101	546,101				0		546,101			0	2,954	08/01/2040.	1.A FE
64970H DU 5	NEW YORK N Y CITY HSG DEV CORP 4.500%		03/15/2021.	Redemption 100.0000.....		20,000	20,000	20,000	20,000				0		20,000			0	450	09/15/2025.	1.B FE

Statement for March 31, 2021 of the **Metropolitan Property and Casualty Insurance Company**

**SCHEDULE D - PART 4**

Showing all Long-Term Bonds and Stocks SOLD, REDEEMED or Otherwise DISPOSED OF During Current Quarter

1	2	3	4	5	6	7	8	9	10	Change in Book/Adjusted Carrying Value					16	17	18	19	20	21	22
										11	12	13	14	15							
CUSIP Identification	Description	For rei gn	Disposal Date	Name of Purchaser	Number of Shares of Stock	Consideration	Par Value	Actual Cost	Prior Year Book/Adjusted Carrying Value	Unrealized Valuation Increase (Decrease)	Current Year's (Amortization) / Accretion	Current Year's Other-Than- Temporary Impairment Recognized	Total Change in B./A.C.V. (11+12-13)	Total Foreign Exchange Change in B./A.C.V.	Book/Adjusted Carrying Value at Disposal Date	Foreign Exchange Gain (Loss) on Disposal	Realized Gain (Loss) on Disposal	Total Gain (Loss) on Disposal	Bond Interest / Stock Dividends Received During Year	Stated Contractual Maturity Date	NAIC Designation, NAIC Designation Modifier and SVO Admini- strative Symbol
786149 GM 0	SACRAMENTO CNTY CALIF SINGL FA 8.250%		01/01/2021	Maturity.....		3,480,000	3,480,000	4,623,806	3,480,000				0		3,480,000		0	0	143,550	01/01/2021	1.A FE.....
880461 2F 4	TENNESSEE HSG DEV AGY 3.500% 07/01/50		02/01/2021	Call 100.0000.....		60,000	60,000	63,806	63,627		(3)		(3)		63,624		(3,624)	(3,624)	1,006	07/01/2050	1.B FE.....
92812U Q8 4	VIRGINIA ST HSG DEV AUTH 2.850% 12/25/		03/01/2021	Redemption 100.0000.....		809,829	809,829	809,829	809,829				0		809,829		0	0	4,102	12/25/2049	1.A FE.....
3199999	Total - Bonds - U.S. Special Revenue and Special Assessments.					218,471,404	207,127,725	214,774,741	212,170,614	0	(775,545)	0	(775,545)	0	211,395,071	0	7,076,332	7,076,332	1,957,245	XXX	XXX
<b>Bonds - Industrial and Miscellaneous</b>																					
000000 00 0	SUMMARY ADJUSTMENT.....		03/31/2021	VARIOUS.....		(58)				248			248		9		(56)	(56)		04/01/2022	2.B Z.....
00081T AJ 7	ACCO BRANDS CORP 5.250% 12/15/24		03/31/2021	Call 102.6250.....		2,996,650	2,920,000	2,742,719	2,796,977	(76)	6,855		6,779		2,803,756		116,244	116,244	121,788	12/15/2024	4.A FE.....
00115* AA 0	AES ILLUMINA LLC 6.000% 03/26/32		03/31/2021	Various.....		55,508	55,508	55,508	55,508				0		55,508		0	0	855	03/26/2032	5.C.....
00176A AX 3	AMERICAN MONEY MANAGEMENT CORP 1.215%	D	01/12/2021	BARCLAYS CAPITAL INC.....		2,997,000	3,000,000	2,980,800	2,986,467		132		132		2,986,599		10,401	10,401	7,754	04/30/2031	1.A FE.....
00176A BB 0	AMERICAN MONEY MANAGEMENT CORP 1.805%	D	01/21/2021	CITIGROUP GLOBAL MARKETS INC/		3,004,107	3,000,000	3,000,000	3,000,000				0		3,000,000		4,107	4,107	13,154	04/30/2031	1.C FE.....
00176C AN 1	AMERICAN MONEY MANAGEMENT CORP 1.395%	C	01/08/2021	SOCIETE GENERALE.....		1,000,200	1,000,000	1,000,000	1,000,000				0		1,000,000		200	200	2,460	11/10/2030	1.A FE.....
00834A AA 7	AFFIRM ASSET SECURITIZATION TR 1.900%		03/15/2021	Paydown.....		879,072	879,072	879,023	878,979		92		92		879,072		0	0	2,714	01/15/2025	1.F FE.....
00928Q AM 3	AIRCASTLE LTD 5.125% 03/15/21		02/25/2021	Call 100.2530.....		1,002,530	1,000,000	1,000,000	1,000,000				0		1,000,000		0	0	25,308	03/15/2021	2.C FE.....
01750L AC 7	ALLEGRO CLO VIII LTD ALLEG_18-1.911%	D	01/15/2021	CANTOR FITZGERALD & CO.....		1,000,200	1,000,000	1,000,000	1,000,000				0		1,000,000		200	200	4,873	07/15/2031	1.C FE.....
02378* AA 8	AMERICAN AIRLINES 2017-2 CLASS 5.180%		03/01/2021	METLIFE OJR 18017.....		1,205,390	1,190,909	1,190,909	1,190,909				0		1,190,909		14,481	14,481	22,791	10/15/2023	3.A PL.....
02378L AA 1	AMERICAN AIRLINES 2017-1 CLASS 5.180%		03/01/2021	Various.....		421,017	417,666	417,666	417,666				0		417,666		3,351	3,351	11,325	08/15/2023	3.A PL.....
03665T AG 1	ANTARES CLO ANTR_18-2A 2.924% 10/20/30		01/14/2021	GOLDMAN SACHS & COMPANY..		1,993,000	2,000,000	2,000,000	2,000,000				0		2,000,000		(7,000)	(7,000)	14,754	10/20/2030	1.F FE.....
03765X AJ 5	APIDOS CLO APID_15-22A 1.724% 04/20/31	D	01/13/2021	CITIGROUP GLOBAL MARKETS INC/		1,001,000	1,000,000	1,000,000	1,000,000				0		1,000,000		1,000	1,000	4,153	04/20/2031	1.C FE.....
03789X AD 0	APPLEBEES / IHOP FUNDING LLC D 4.194%		03/05/2021	Paydown.....		7,500	7,500	7,500	7,500				0		7,500		0	0	79	06/07/2049	2.B FE.....
04016D AG 0	ARES CLO LTD ARES_16-41A 4.441% 01/15/	C	03/24/2021	Paydown.....		5,000,000	5,000,000	4,988,591	4,985,804		14,196		14,196		5,000,000		0	0	98,639	01/15/2029	3.A FE.....
04017F AE 9	ARES CLO LTD ARES_18-48A 1.804% 07/20/	D	01/13/2021	CITIGROUP GLOBAL MARKETS INC/		1,000,500	1,000,000	1,000,000	1,000,000				0		1,000,000		500	500	4,346	07/20/2030	1.C FE.....
04317@ BC 1	ARTHUR J GALLAGHER&CO 1.584% 06/13/24		03/01/2021	Various.....		12,500,000	12,500,000	12,500,000	12,500,000				0		12,500,000		0	0	43,299	06/13/2024	2.B PL.....
04410R AG 1	ASHFORD HOSPITALITY TRUST INC 1.356% 0		01/06/2021	GOLDMAN SACHS & COMPANY..		3,717,334	3,750,000	3,750,000	3,750,000				0		3,750,000		(32,666)	(32,666)	3,523	04/15/2035	1.A FM.....
04410R AJ 5	ASHFORD HOSPITALITY TRUST INC 1.506% 0		01/08/2021	WELLS FARGO & CO.....		1,955,938	2,000,000	2,000,000	2,000,000				0		2,000,000		(44,063)	(44,063)	2,425	04/15/2035	1.A FM.....

QE05.3

**SCHEDULE D - PART 4**

Showing all Long-Term Bonds and Stocks SOLD, REDEEMED or Otherwise DISPOSED OF During Current Quarter

1	2	3	4	5	6	7	8	9	10	Change in Book/Adjusted Carrying Value					16	17	18	19	20	21	22
										11	12	13	14	15							
CUSIP Identification	Description	For rei gn	Disposal Date	Name of Purchaser	Number of Shares of Stock	Consideration	Par Value	Actual Cost	Prior Year Book/Adjusted Carrying Value	Unrealized Valuation Increase (Decrease)	Current Year's (Amortization) / Accretion	Current Year's Other-Than- Temporary Impairment Recognized	Total Change in B./A.C.V. (11+12-13)	Total Foreign Exchange Change in B./A.C.V.	Book/Adjusted Carrying Value at Disposal Date	Foreign Exchange Gain (Loss) on Disposal	Realized Gain (Loss) on Disposal	Total Gain (Loss) on Disposal	Bond Interest / Stock Dividends Received During Year	Stated Contractual Maturity Date	NAIC Designation, NAIC Designation Modifier and SVO Admini- strative Symbol
04965L AJ 7	ATRIUM CDO CORP ATRM_14A-B 1.923% 08/	D	01/19/2021.	STIFEL NICOLAUS.....		2,002,000	2,000,000	2,000,000	2,000,000				0		2,000,000		2,000	2,000	10,187	08/23/2030.	1.C FE.....
05549R AE 7	BARCLAYS COMMERCIAL MORTGAGE S 1.998%	..	01/08/2021.	WELLS FARGO & CO.....		9,870,313	10,000,000	9,973,447	9,985,727		725		725		9,986,452		(116,139)	(116,139)	15,945	07/15/2037.	1.A FM.....
05552E AA 8	BARCLAYS COMMERCIAL MORTGAGE S 0.956%	..	01/08/2021.	BARCLAYS CAPITAL INC.....		5,008,594	5,000,000	4,718,750	4,869,355		6,848		6,848		4,876,203		132,390	132,390	3,922	08/15/2036.	1.A FM.....
05607K AA 9	BXMT_17-FL1 0.980% 06/15/35.....	..	01/07/2021.	JP MORGAN SECURITIES LTD LDN		740,883	740,883	740,883	740,883				0		740,883			0	568	06/15/2035.	1.A FE.....
056162 AN 0	BABSON CLO LTD BABS_15-1A 1.214% 01/2	D	01/07/2021.	WELLS FARGO & CO.....		3,988,000	4,000,000	4,000,000	4,000,000				0		4,000,000		(12,000)	(12,000)	11,144	01/20/2031.	1.A FE.....
05990T AU 1	BANC OF AMERICA FUNDING CORPOR 3.750%	..	03/01/2021.	Various.....		125,844	125,844	125,844	125,844				0		125,844			0	680	02/01/2037.	1.A FM.....
10482T AG 7	BRAEMAR HOTELS & RESORTS TRUST 1.156%	..	01/06/2021.	JP MORGAN SECURITIES LTD LDN		978,281	1,000,000	1,000,000	1,000,000				0		1,000,000		(21,719)	(21,719)	806	06/15/2035.	1.A FM.....
12548M BF 1	CIFC FUNDING LTD CIFC_15-1A 1.332% 01/	D	01/07/2021.	BANK OF AMERICA N.A.....		2,999,700	3,000,000	3,000,000	3,000,000				0		3,000,000		(300)	(300)	8,949	01/22/2031.	1.A FE.....
12549F BP 3	CIFC FUNDING LTD CIFC_13-4A 1.813% 04/	D	01/21/2021.	MORGAN STANLEY & CO.....		2,001,380	2,000,000	2,000,000	2,000,000				0		2,000,000		1,380	1,380	9,082	04/27/2031.	1.C FE.....
12549Q BE 4	CIFC FUNDING LTD CIFC_14-3A 2.022% 10/	D	01/25/2021.	MORGAN STANLEY & CO.....		3,005,070	3,000,000	3,000,000	3,000,000				0		3,000,000		5,070	5,070	15,960	10/22/2031.	1.C FE.....
12550M AJ 9	CIFC FUNDING LTD CIFC_15-3A 1.093% 04/	D	01/12/2021.	BANK OF AMERICA N.A.....		998,880	1,000,000	1,000,000	1,000,000				0		1,000,000		(1,120)	(1,120)	2,629	04/19/2029.	1.A FE.....
126694 3B 2	CWHL_06-8 CWHL 2006-8 1A1 6.000% 05/01	..	03/01/2021.	Various.....		26,498	24,862	22,677	20,708		5,790		5,790		26,498			0	338	05/01/2036.	1.D FM.....
12702* AA 4	CVS PASSTHROUGH TRUST 3.901% 10/10/39	..	03/10/2021.	Various.....		51,188	51,188	51,188	51,188				0		51,188			0	333	10/10/2039.	2.A.....
12708# AA 4	CHARTER COMMUNICATIONS CTL 5.550% 07/1	..	03/15/2021.	Redemption 100.0000.....		16,498	16,498	16,498	16,498				0		16,498			0	153	07/15/2035.	2.B PL.....
14311X AC 6	CARLYLE GLOBAL MARKET STRATEGI 1.724%	D	01/25/2021.	BARCLAYS CAPITAL INC.....		2,998,530	3,000,000	3,000,000	3,000,000				0		3,000,000		(1,470)	(1,470)	14,180	04/20/2031.	1.C FE.....
14315L AE 4	CARLYLE GLOBAL MARKET STRATEGI 1.763%	D	01/21/2021.	CITIGROUP GLOBAL MARKETS INC/		2,000,138	2,000,000	2,000,000	2,000,000				0		2,000,000		138	138	8,833	07/27/2031.	1.C FE.....
150323 AQ 6	CEDAR FUNDING LTD CEDF14-4A 1.818% 07/	C	01/25/2021.	MORGAN STANLEY & CO.....		3,502,275	3,500,000	3,500,000	3,500,000				0		3,500,000		2,275	2,275	16,885	07/23/2030.	1.C FE.....
15032F AA 4	CEDAR FUNDING LLC CEDF_18-7A 1.224% 01	..	01/12/2021.	DEUTSCHE BANK SECURITIES INC		2,001,300	2,000,000	2,000,000	2,000,000				0		2,000,000		1,300	1,300	5,821	01/20/2031.	1.A FE.....
16411Q AB 7	CHENIERE ENERGY PARTNERS LP 5.250% 10/	..	03/27/2021.	Call 102.6250.....		5,151,775	5,020,000	5,016,328	5,017,450	(1)	112		111		5,017,560		2,440	2,440	260,622	10/01/2025.	3.B FE.....
17180W AG 0	COMMERCIAL INDUSTRIAL FINANCE 3.074% 0	..	01/22/2021.	MORGAN STANLEY & CO.....		994,310	1,000,000	992,500	992,627		124		124		992,751		1,559	1,559	8,354	04/20/2031.	2.C FE.....

QE05.4

Statement for March 31, 2021 of the **Metropolitan Property and Casualty Insurance Company**

**SCHEDULE D - PART 4**

Showing all Long-Term Bonds and Stocks SOLD, REDEEMED or Otherwise DISPOSED OF During Current Quarter

QE05.5

1	2	3	4	5	6	7	8	9	10	Change in Book/Adjusted Carrying Value					16	17	18	19	20	21	22
										11	12	13	14	15							
CUSIP Identification	Description	For rei gn	Disposal Date	Name of Purchaser	Number of Shares of Stock	Consideration	Par Value	Actual Cost	Prior Year Book/Adjusted Carrying Value	Unrealized Valuation Increase (Decrease)	Current Year's (Amortization) / Accretion	Current Year's Other-Than- Temporary Impairment Recognized	Total Change in B./A.C.V. (11+12-13)	Total Foreign Exchange Change in B./A.C.V.	Book/Adjusted Carrying Value at Disposal Date	Foreign Exchange Gain (Loss) on Disposal	Realized Gain (Loss) on Disposal	Total Gain (Loss) on Disposal	Bond Interest / Stock Dividends Received During Year	Stated Contractual Maturity Date	NAIC Designation, NAIC Designation Modifier and SVO Admini- strative Symbol
17181T AC 5	CIFC FUNDING LTD CIFC_18-4A 1.923% 10/		01/13/2021	SOCIETE GENERALE.....		1,002,500	1,000,000	1,000,000	1,000,000				0		1,000,000		2,500	2,500	4,688	10/17/2031	1.C FE.....
247367 AX 3	DELTA AIR LINES 2002-1 CLASS G 6.718%		01/02/2021	Various.....		71,952	71,952	64,217	71,253		699		699		71,952			0	2,417	01/02/2023	2.B FE.....
26243K AC 1	DRYDEN SENIOR LOAN FUND DRSLF_ 1.204%	C	01/08/2021	SOCIETE GENERALE.....		1,000,200	1,000,000	1,000,000	1,000,000				0		1,000,000		200	200	1,949	05/15/2031	1.A FE.....
26244G AG 0	DRYDEN SENIOR LOAN FUND DRSLF_ 1.844%	D	01/14/2021	STIFEL NICOLAUS.....		2,002,000	2,000,000	2,000,000	2,000,000				0		2,000,000		2,000	2,000	6,652	08/15/2031	1.C FE.....
26245M AG 6	DRYDEN SENIOR LOAN FUND DRSLF_ 1.791%	C	01/25/2021	SOCIETE GENERALE.....		5,000,500	5,000,000	5,000,000	5,000,000				0		5,000,000		500	500	25,818	04/15/2031	1.C FE.....
26249M AQ 0	DRYDEN SENIOR LOAN FUND DRSLF 1.641% 0	C	01/15/2021	JP MORGAN SECURITIES LTD LDN		996,700	1,000,000	1,000,000	1,000,000				0		1,000,000		(3,300)	(3,300)	4,183	01/15/2031	1.C FE.....
26249Q AU 2	DRYDEN SENIOR LOAN FUND DRSLF_ 1.891%		01/19/2021	CITIGROUP GLOBAL MARKETS INC/		1,501,500	1,500,000	1,500,000	1,500,000				0		1,500,000		1,500	1,500	7,548	07/15/2030	1.C FE.....
26251C AG 9	DRYDEN SENIOR LOAN FUND DRSLF_ 1.873%	D	01/25/2021	SOCIETE GENERALE.....		4,002,800	4,000,000	4,000,000	4,000,000				0		4,000,000		2,800	2,800	20,758	01/17/2032	1.C FE.....
26252J AN 8	DRYDEN SENIOR LOAN FUND DRSLF_ 2.641%	D	01/08/2021	WELLS FARGO & CO.....		750,750	750,000	745,950	745,099		62		62		745,162		5,589	5,589	4,889	07/15/2030	1.F FE.....
28851Q AE 3	ELLINGTON CLO I LTD ECL0_17-1A 1.861%	D	01/12/2021	BARCLAYS CAPITAL INC.....		3,883,175	3,892,907	3,892,907	3,892,907				0		3,892,907		(9,732)	(9,732)	18,272	10/15/2029	1.A FE.....
28852L AA 1	ELLINGTON CLO I LTD ECL0_18-3A 1.874%	C	01/25/2021	Various.....		972,134	976,749	976,749	976,749				0		976,749		(4,616)	(4,616)	5,014	07/20/2030	1.A FE.....
33883G AA 5	FLATIRON CLO LTD FLAT_18-1A 1.173% 04/	C	01/12/2021	MORGAN STANLEY & CO.....		4,000,800	4,000,000	4,000,000	4,000,000				0		4,000,000		800	800	11,288	04/17/2031	1.A FE.....
34960J AS 4	FORTRESS CREDIT OPPORTUNITIES 1.585% 0		01/14/2021	CREDIT SUISSE SECURITIES USA L		997,500	1,000,000	1,000,000	1,000,000				0		1,000,000		(2,500)	(2,500)	4,357	07/10/2030	1.A FE.....
34960J AY 1	FORTRESS CREDIT OPPORTUNITIES 2.875% 0		01/14/2021	ROBERT W. BAIRD & CO.....		985,000	1,000,000	1,000,000	1,000,000				0		1,000,000		(15,000)	(15,000)	7,824	07/10/2030	1.G FE.....
355145 B# 9	FRANKLIN UNIVERSAL TRUST 3.910% 09/15/		03/01/2021	METLIFE 0TD 18022.....		5,420,511	5,000,000	5,000,000	5,000,000				0		5,000,000		420,511	420,511	88,518	09/15/2023	1.F FE.....
36255C AA 7	GPMT 2018-FL1 LTD GPMT_18-FL1 1.010% 1		01/06/2021	WELLS FARGO & CO.....		262,160	262,817	262,817	262,817				0		262,817		(657)	(657)	138	12/19/2035	1.A FE.....
36255N AZ 8	GS MORTGAGE SECURITIES TRUST G 4.362%		01/21/2021	BARCLAYS CAPITAL INC.....		8,143,789	7,250,000	7,304,323	7,286,251		672		672		7,286,923		856,866	856,866	47,441	03/01/2051	2.B FM.....
36320M AL 2	GALAXY CLO LTD GALXY_15-20A 1.224% 04/	C	01/12/2021	MORGAN STANLEY & CO.....		2,000,000	2,000,000	2,000,000	2,000,000				0		2,000,000			0	5,821	04/20/2031	1.A FE.....
36320U AC 4	GALAXY CLO LTD GALXY_18-27A 1.214% 05/		01/12/2021	DEUTSCHE BANK SECURITIES INC		3,001,560	3,000,000	3,000,000	3,000,000				0		3,000,000		1,560	1,560	6,102	05/16/2031	1.A FE.....
36321B AA 9	GALAXY CLO LTD GALXY_17-24A 1.361% 01/	D	01/12/2021	DEUTSCHE BANK SECURITIES INC		2,001,040	2,000,000	2,000,000	2,000,000				0		2,000,000		1,040	1,040	6,860	01/15/2031	1.A FE.....
36321B AB 7	GALAXY CLO LTD GALXY_17-24A 1.641% 01/	D	01/19/2021	JP MORGAN SECURITIES LTD LDN		1,998,600	2,000,000	2,000,000	2,000,000				0		2,000,000		(1,400)	(1,400)	8,731	01/15/2031	1.C FE.....

**SCHEDULE D - PART 4**

Showing all Long-Term Bonds and Stocks SOLD, REDEEMED or Otherwise DISPOSED OF During Current Quarter

1	2	3	4	5	6	7	8	9	10	Change in Book/Adjusted Carrying Value					16	17	18	19	20	21	22
										11	12	13	14	15							
CUSIP Identification	Description	F o r e i g n	Disposal Date	Name of Purchaser	Number of Shares of Stock	Consideration	Par Value	Actual Cost	Prior Year Book/Adjusted Carrying Value	Unrealized Valuation Increase (Decrease)	Current Year's (Amortization) / Accretion	Current Year's Other-Than-Temporary Impairment Recognized	Total Change in B./A.C.V. (11+12-13)	Total Foreign Exchange Change in B./A.C.V.	Book/Adjusted Carrying Value at Disposal Date	Foreign Exchange Gain (Loss) on Disposal	Realized Gain (Loss) on Disposal	Total Gain (Loss) on Disposal	Bond Interest / Stock Dividends Received During Year	Stated Contractual Maturity Date	NAIC Designation, NAIC Designation Modifier and SVO Administrative Symbol
36321J AG 9	GALAXY CLO LTD 1.841% 07/15/31.....		01/15/2021.	CITIGROUP GLOBAL MARKETS INC/		1,000,900	1,000,000	1,000,000	1,000,000				0		1,000,000		900	900	4,694	07/15/2031.	1.C FE.....
374297 B* 9	GETTY REALTY CORP. 5.470% 06/21/28		03/01/2021.	METLIFE OHA 18015.....		6,329,951	5,400,000	5,400,000	5,400,000				0		5,400,000		929,951	929,951	76,307	06/21/2028.	2.C FE.....
37959P AA 5	GLOBAL SC FINANCE SRL SEACO_20 2.170%	C	03/17/2021.	Paydown.....		310,761	310,761	310,920	310,890		(130)		(130)		310,761				1,122	10/17/2040.	1.F FE.....
37959P AC 1	GLOBAL SC FINANCE SRL SEACO_20 2.260%	C	03/17/2021.	Paydown.....		55,340	55,340	55,604	55,596		(256)		(256)		55,340				204	11/19/2040.	1.F FE.....
38175B AA 2	GOLUB CAPITAL PARTNERS CLO LTD 1.495%	D	01/14/2021.	CANTOR FITZGERALD & CO.....		3,971,875	4,000,000	4,000,000	4,000,000				0		4,000,000		(28,125)	(28,125)	12,706	02/05/2031.	1.A FE.....
38175C AA 0	GOLUB CAPITAL PARTNERS CLO LTD 1.688%	C	01/07/2021.	BNP PARIBAS.....		5,967,000	6,000,000	6,000,000	6,000,000				0		6,000,000		(33,000)	(33,000)	21,621	01/25/2031.	1.A FE.....
38175C AC 6	GOLUB CAPITAL PARTNERS CLO LTD 2.018%	C	01/14/2021.	WELLS FARGO & CO.....		1,990,000	2,000,000	2,000,000	2,000,000				0		2,000,000		(10,000)	(10,000)	9,514	01/25/2031.	1.C FE.....
38175N AA 6	GOLUB CAPITAL PARTNERS CLO LTD 1.575%	C	01/14/2021.	WELLS FARGO & CO.....		997,280	1,000,000	1,000,000	1,000,000				0		1,000,000		(2,720)	(2,720)	3,343	05/05/2030.	1.A FE.....
38175W AA 6	GOLUB CAPITAL PARTNERS CLO LTD 1.615%	D	01/14/2021.	CREDIT SUISSE SECURITIES USA L		998,500	1,000,000	1,000,000	1,000,000				0		1,000,000		(1,500)	(1,500)	3,427	08/05/2030.	1.A FE.....
38175W AE 8	GOLUB CAPITAL PARTNERS CLO LTD 2.295%	D	01/14/2021.	SOCIETE GENERALE.....		999,810	1,000,000	1,000,000	1,000,000				0		1,000,000		(190)	(190)	4,843	08/05/2030.	1.C FE.....
38175W AG 3	GOLUB CAPITAL PARTNERS CLO LTD 3.095%	D	01/14/2021.	NATIXIS NORTH AMERICA LLC...		1,987,600	2,000,000	2,000,000	2,000,000				0		2,000,000		(12,400)	(12,400)	13,020	08/05/2030.	1.F FE.....
38176V AA 7	GOLUB CAPITAL PARTNERS CLO LTD 1.875%	D	01/14/2021.	BNP PARIBAS.....		1,003,370	1,000,000	1,000,000	1,000,000				0		1,000,000		3,370	3,370		05/05/2032.	1.A FE.....
38177B AA 0	GOLUB CAPITAL BDC LLC GCBDC_18 1.704%		01/14/2021.	CREDIT SUISSE SECURITIES USA L		1,000,000	1,000,000	1,000,000	1,000,000				0		1,000,000				4,293	01/15/2031.	1.A FE.....
40414L AK 5	HCP 4.200% 03/01/24.....		02/26/2021.	Call 111.1496.....		1,111,496	1,000,000	995,370	998,327		78		78		998,405		1,595	1,595	131,913	03/01/2024.	2.A FE.....
40439H AA 7	HIN TIMESHARE TRUST HINTT_20-A 1.390%		03/09/2021.	Paydown.....		225,363	225,363	225,328	225,328		34		34		225,363				548	10/09/2039.	1.A FE.....
40439H AB 5	HIN TIMESHARE TRUST HINTT_20-A 2.230%		03/09/2021.	Paydown.....		49,955	49,955	49,943	49,940		16		16		49,955				195	10/09/2039.	1.F FE.....
40439H AC 3	HIN TIMESHARE TRUST HINTT_20-A 3.420%		03/09/2021.	Paydown.....		33,804	33,804	33,800	33,797		8		8		33,804				202	10/09/2039.	2.B FE.....
432885 AG 6	HILTON USA TRUST HILT_18-ORL 1.306% 12		01/06/2021.	JP MORGAN SECURITIES LTD LDN		9,901,563	10,000,000	10,000,000	10,000,000				0		10,000,000		(98,438)	(98,438)	9,060	12/15/2034.	1.A FM.....
432885 AJ 0	HILTON USA TRUST HILT_18-ORL 1.556% 12		01/08/2021.	GOLDMAN SACHS & COMPANY..		2,963,438	3,000,000	3,000,000	3,000,000				0		3,000,000		(36,563)	(36,563)	3,403	12/15/2034.	1.A FM.....
46649J AG 3	JP MORGAN CHASE COMMERCIAL MOR 1.356%		01/06/2021.	GOLDMAN SACHS & COMPANY..		2,736,363	2,771,000	2,770,420	2,771,133		23		23		2,771,157		(34,794)	(34,794)	2,325	02/15/2035.	1.A FM.....
46649J AJ 7	JP MORGAN CHASE COMMERCIAL MOR 1.556%		01/08/2021.	WELLS FARGO & CO.....		1,004,240	1,029,000	1,028,964	1,029,019		2		2		1,029,021		(24,781)	(24,781)	1,167	02/15/2035.	1.A FM.....

QE05.6

**SCHEDULE D - PART 4**

Showing all Long-Term Bonds and Stocks SOLD, REDEEMED or Otherwise DISPOSED OF During Current Quarter

1	2	3	4	5	6	7	8	9	10	Change in Book/Adjusted Carrying Value					16	17	18	19	20	21	22
										11	12	13	14	15							
CUSIP Identification	Description	For rei gn	Disposal Date	Name of Purchaser	Number of Shares of Stock	Consideration	Par Value	Actual Cost	Prior Year Book/Adjusted Carrying Value	Unrealized Valuation Increase (Decrease)	Current Year's (Amortization) / Accretion	Current Year's Other-Than- Temporary Impairment Recognized	Total Change in B./A.C.V. (11+12-13)	Total Foreign Exchange Change in B./A.C.V.	Book/Adjusted Carrying Value at Disposal Date	Foreign Exchange Gain (Loss) on Disposal	Realized Gain (Loss) on Disposal	Total Gain (Loss) on Disposal	Bond Interest / Stock Dividends Received During Year	Stated Contractual Maturity Date	NAIC Designation, NAIC Designation Modifier and SVO Admini- strative Symbol
479142 C@ 8	JOHNSON MATTHEY PLC 4.660% 01/31/21	B	01/31/2021.	Maturity.....		6,074,500	6,074,500	6,904,552	6,117,750				0	786,802	6,074,500	(830,051)	(830,051)	(830,051)	141,536	01/31/2021.	1.G
48021P A* 9	JONES LANG LASALLE FINANCE BV 1.960% 0	B	03/01/2021.	METLIFE OHA 18015.....		1,419,078	1,325,665	1,241,515	1,345,905				0	(104,390)	1,325,665	84,150	93,413	177,563	7,434	06/27/2027.	2.A
48021P A@ 7	JONES LANG LASALLE FINANCE BV 2.210% 0	B	03/01/2021.	METLIFE OHA 18015.....		6,616,802	6,025,750	5,643,250	6,117,750				0	(474,500)	6,025,750	382,500	591,052	973,552	38,101	06/27/2029.	2.A
48121@ AE 1	JRD HOLDINGS LLC 1.618% 04/25/25...	B	03/01/2021.	METLIFE OJR 18017.....		2,100,000	2,100,000	2,100,000	2,100,000				0		2,100,000				11,608	04/25/2025.	2.B PL
48275P AE 1	KREF_18-FL1 1.708% 06/15/36.....	B	01/06/2021.	GOLDMAN SACHS & COMPANY..		4,003,750	4,000,000	4,000,000	4,000,000				0		4,000,000		3,750	3,750	4,284	06/15/2036.	1.D FE
50152# AL 1	KWIK TRIP INC 4.080% 05/24/37.....	B	02/24/2021.	Various.....		67,216	67,216	67,216	67,216				0		67,216				686	05/24/2037.	2.C PL
50188G AT 0	LCM LTD PARTNERSHIP LCM_18A 1.244% 04/	D	01/08/2021.	MORGAN STANLEY & CO.....		1,998,750	2,000,000	2,000,000	2,000,000				0		2,000,000		(1,250)	(1,250)	5,779	04/20/2031.	1.A FE
50188H AC 5	LCM LTD PARTNERSHIP LCM_18A 6.174% 04/	D	01/22/2021.	RBC DOMINION SECURITIES INC		1,955,667	2,100,000	2,100,000	1,929,121	170,879			170,879		2,100,000		(144,333)	(144,333)	35,265	04/20/2031.	4.A FE
50188Q AE 1	LCM LTD PARTNERSHIP LCM_19A 2.941% 07/	D	01/22/2021.	RBC DOMINION SECURITIES INC		2,005,600	2,000,000	2,023,000	2,011,382		(78)		(78)		2,011,304		(5,704)	(5,704)	16,808	07/15/2027.	1.F FE
50200J AJ 0	LCM LTD PARTNERSHIP LCM_27A 2.173% 07/	B	01/22/2021.	DEUTSCHE BANK SECURITIES INC		986,550	1,000,000	966,500	968,425		326		326		968,751		17,799	17,799	6,176	07/16/2031.	1.F FE
52524V AQ 2	LEHMAN XS TRUST LXS_07-15N 1.009% 08/2	B	03/25/2021.	Various.....		164,414	164,414	117,301	128,780		35,635		35,635		164,414				292	08/26/2047.	1.D FM
55400E AB 5	TIMESHARE LOAN BACKED NOTES MV 2.730%	B	03/20/2021.	Paydown.....		67,631	67,631	68,036	68,025		(393)		(393)		67,631				297	10/20/2037.	1.F FE
55817A AL 8	MADISON PARK FUNDING LTD MDPK_ 4.322%	B	03/17/2021.	Paydown.....		2,000,000	2,000,000	2,000,000	2,000,000				0		2,000,000				35,025	01/22/2031.	2.B FE
55819T AW 1	MADISON PARK FUNDING LTD MDPK_ 3.213%	B	01/22/2021.	RBC DOMINION SECURITIES INC		982,600	1,000,000	1,000,000	1,000,000				0		1,000,000		(17,400)	(17,400)	8,131	07/27/2030.	2.C FE
56585A AD 4	MARATHON PETROLEUM CORP 5.125% 3/1/2021	B	03/01/2021.	Maturity.....		12,000,000	12,000,000	11,993,640	11,999,879		121		121		12,000,000				307,500	03/01/2021.	2.B FE
58308# AA 1	MEADE PIPELINE INVESTMENT LLC 1.734% 1	B	03/01/2021.	Various.....		4,546,018	4,546,018	4,546,018	4,546,018				0		4,546,018				13,094	10/30/2026.	2.C
600814 AN 7	MILLICOM INTL CELLULAR S.A. 5.125% 01/	D	02/22/2021.	Call 103.0000.....		154,500	150,000	141,750	143,176		115		115		143,292		6,708	6,708	9,134	01/15/2028.	3.B FE
61691K AG 6	MORGAN STANLEY CAPITAL I TRUST 1.356%	B	01/06/2021.	CREDIT SUISSE SECURITIES USA L		3,422,344	3,500,000	3,500,000	3,500,000				0		3,500,000		(77,656)	(77,656)	3,288	11/15/2034.	1.A FM
61691K AJ 0	MORGAN STANLEY CAPITAL I TRUST 1.506%	B	01/08/2021.	CREDIT SUISSE SECURITIES USA L		2,902,500	3,000,000	3,000,000	3,000,000				0		3,000,000		(97,500)	(97,500)	3,638	11/15/2034.	1.A FM
67590A BH 4	OCTAGON INVESTMENT PARTNERS XI 4.241%	D	03/15/2021.	Paydown.....		6,900,000	6,900,000	6,752,500	6,773,838		126,162		126,162		6,900,000				120,233	07/15/2029.	2.C FE
67590Q BG 1	OCTAGON INVESTMENT PARTNERS XX 4.144%	D	02/24/2021.	Paydown.....		2,750,000	2,750,000	2,750,000	2,750,000				0		2,750,000				31,845	02/14/2031.	2.C FE
67591J AL 6	OCTAGON INVESTMENT PARTNERS XI 1.398%	B	01/08/2021.	MORGAN STANLEY & CO.....		2,001,800	2,000,000	2,000,000	2,000,000				0		2,000,000		1,800	1,800	6,044	01/24/2033.	1.A FE

QE05.7



**SCHEDULE D - PART 4**

Showing all Long-Term Bonds and Stocks SOLD, REDEEMED or Otherwise DISPOSED OF During Current Quarter

1	2	3	4	5	6	7	8	9	10	Change in Book/Adjusted Carrying Value					16	17	18	19	20	21	22
										11	12	13	14	15							
CUSIP Identification	Description	For rei gn	Disposal Date	Name of Purchaser	Number of Shares of Stock	Consideration	Par Value	Actual Cost	Prior Year Book/Adjusted Carrying Value	Unrealized Valuation Increase (Decrease)	Current Year's (Amortization) / Accretion	Current Year's Other-Than- Temporary Impairment Recognized	Total Change in B./A.C.V. (11+12-13)	Total Foreign Exchange Change in B./A.C.V.	Book/Adjusted Carrying Value at Disposal Date	Foreign Exchange Gain (Loss) on Disposal	Realized Gain (Loss) on Disposal	Total Gain (Loss) on Disposal	Bond Interest / Stock Dividends Received During Year	Stated Contractual Maturity Date	NAIC Designation, NAIC Designation Modifier and SVO Admini- strative Symbol
67591T AA 8	OCT35_18-1A 1.284% 01/20/31.....	C	01/08/2021.	MORGAN STANLEY & CO.....		999,900	1,000,000	1,000,000	1,000,000				0		1,000,000		(100)	(100)	2,983	01/20/2031.	1.A FE.....
67591T AJ 9	OCT35_18-1A 2.824% 01/20/31.....	C	01/22/2021.	MORGAN STANLEY & CO.....		982,310	1,000,000	1,000,000	1,000,000				0		1,000,000		(17,690)	(17,690)	7,673	01/20/2031.	2.C FE.....
67591Y AE 9	OCTAGON INVESTMENT PARTNERS 38 1.894%	D	01/14/2021.	STIFEL NICOLAUS.....		2,002,000	2,000,000	2,000,000	2,000,000				0		2,000,000		2,000	2,000	9,547	07/20/2030.	1.C FE.....
68389F CG 7	OPTION ONE MORTGAGE LOAN TRUST OOMLT 200	..	03/25/2021.	Various.....		44,273	44,273	44,187	44,273				0		44,273				72	08/25/2032.	1.A FM.....
74166Y AA 8	PRIMOSE SCHOOLS PROSE_19-1A 4.475% 07/	..	01/30/2021.	Paydown.....		12,500	12,500	13,305	13,352		(852)		(852)		12,500				140	07/30/2049.	2.B FE.....
74983D AS 6	RACE POINT CLO LTD RACEP_16-10 1.868%	C	01/25/2021.	BANK OF AMERICA N.A.....		2,999,550	3,000,000	3,000,000	3,000,000				0		3,000,000		(450)	(450)	14,141	07/25/2031.	1.C FE.....
750731 AA 9	02/10/49	..	03/10/2021.	Redemption 100.0000.....		2,157	2,157	2,157	2,157				0		2,157				13	02/10/2049.	2.A .....
76119H AA 8	RESIMAC MBS TRUST RESI_18-1A 0.903% 11	D	01/06/2021.	NATIONAL AUSTRALIA BANK LIMITE		539,761	539,761	539,761	539,761				0		539,761				384	11/10/2049.	1.A FE.....
78471W AD 7	SOFI CONSUMER LOAN PROGRAM TRU 4.250%	..	01/25/2021.	BNP PARIBAS.....		2,081,563	2,000,000	1,976,797	1,985,876		577		577		1,986,452		95,110	95,110	7,083	04/26/2027.	2.B FE.....
79575@ AK 3	SALTCHUK RESOURCES INC 4.270% 6/25/2028	..	03/01/2021.	Various.....		1,022,171	937,500	937,500	937,500				0		937,500		84,671	84,671	7,005	06/25/2028.	1.G PL.....
79575@ AL 1	SALTCHUK RESOURCES INC 4.500% 09/02/29	..	03/01/2021.	Various.....		1,245,333	1,125,000	1,125,000	1,125,000				0		1,125,000		120,333	120,333	24,750	09/02/2029.	1.G PL.....
83608G AQ 9	SOUND POINT CLO LTD SNDPT_13-1 1.665%	D	01/21/2021.	MORGAN STANLEY & CO.....		2,988,000	3,000,000	3,000,000	3,000,000				0		3,000,000		(12,000)	(12,000)	12,624	01/26/2031.	1.C FE.....
83609T AE 7	SOUND POINT CLO LTD SNDPT_17-4 2.024%	D	01/22/2021.	CANTOR FITZGERALD & CO.....		1,960,600	2,000,000	1,993,000	1,994,311		125		125		1,994,435		(33,835)	(33,835)	10,991	01/20/2031.	1.F FE.....
84858@ AA 3	SPIRIT AIRLINES 2015-1 4.930% 04/01/23	..	03/01/2021.	METLIFE 0JR 18017.....		1,213,704	1,202,963	1,202,963	1,202,963				0		1,202,963		10,741	10,741	24,217	04/01/2023.	3.A PL.....
848609 AA 1	SPIRITS OF ST.LOUIS BASKETBALL 5.300%	..	03/31/2021.	Various.....		25,662	25,662	25,662	25,662				0		25,662				340	03/31/2033.	2.C PL.....
87167G AT 7	SYMPHONY CLO LTD SYMP_20-22A 1.923% 04	..	01/13/2021.	CITIGROUP GLOBAL MARKETS INC/		1,003,000	1,000,000	1,000,000	1,000,000				0		1,000,000		3,000	3,000	4,688	04/18/2033.	1.C FE.....
87275Q AE 7	TPG REAL ESTATE FINANCE_TRTX_1 1.758%	..	01/06/2021.	JP MORGAN SECURITIES LTD LDN		6,002,578	6,000,000	6,000,000	6,000,000				0		6,000,000		2,578	2,578	6,611	11/15/2037.	1.D FE.....
87407R AA 4	TAL ADVANTAGE VII LLC TAL_20-1 2.050%	..	03/20/2021.	Paydown.....		164,063	164,063	163,997	163,990		73		73		164,063				561	09/20/2045.	1.F FE.....
88315L AG 3	TEXTAINER MARINE CONTAINERS LT 2.100%	..	03/20/2021.	Paydown.....		117,552	117,552	117,517	117,511		41		41		117,552				409	09/20/2045.	1.F FE.....
88327H AG 8	THARALDSON HOTEL PORTFOLIO TRU 1.354%	..	01/06/2021.	WELLS FARGO & CO.....		3,620,442	3,645,361	3,643,083	3,649,228		202		202		3,649,430		(28,988)	(28,988)	3,978	11/11/2034.	1.A FM.....
88327H AJ 2	THARALDSON HOTEL PORTFOLIO TRU 1.604%	..	01/12/2021.	JP MORGAN SECURITIES LTD LDN		3,578,766	3,621,059	3,618,796	3,624,862		245		245		3,625,107		(46,341)	(46,341)	5,303	11/11/2022.	1.A FM.....
88390A AV 2	WIND RIVER CLO LTD WINDR_14-2A 1.891%	..	01/21/2021.	CITIGROUP GLOBAL MARKETS INC/		2,000,000	2,000,000	2,000,000	2,000,000				0		2,000,000				10,695	01/15/2031.	1.C FE.....
88390A AX 8	WIND RIVER CLO LTD WINDR_14-2A 2.191%	..	01/22/2021.	RBC DOMINION SECURITIES INC.....		3,072,410	3,100,000	3,097,838	3,097,935		26		26		3,097,962		(25,552)	(25,552)	19,401	01/15/2031.	1.F FE.....

QE058

**SCHEDULE D - PART 4**

Showing all Long-Term Bonds and Stocks SOLD, REDEEMED or Otherwise DISPOSED OF During Current Quarter

1	2	3	4	5	6	7	8	9	10	Change in Book/Adjusted Carrying Value					16	17	18	19	20	21	22
										11	12	13	14	15							
CUSIP Identification	Description	For rei gn	Disposal Date	Name of Purchaser	Number of Shares of Stock	Consideration	Par Value	Actual Cost	Prior Year Book/Adjusted Carrying Value	Unrealized Valuation Increase (Decrease)	Current Year's (Amortization) / Accretion	Current Year's Other-Than- Temporary Impairment Recognized	Total Change in B./A.C.V. (11+12-13)	Total Foreign Exchange Change in B./A.C.V.	Book/Adjusted Carrying Value at Disposal Date	Foreign Exchange Gain (Loss) on Disposal	Realized Gain (Loss) on Disposal	Total Gain (Loss) on Disposal	Bond Interest / Stock Dividends Received During Year	Stated Contractual Maturity Date	NAIC Designation, NAIC Designation Modifier and SVO Admini- strative Symbol
893647 AX 5	TRANSDIGM INC 6.500% 07/15/24.....		02/14/2021	Call 101.6250.....		2,066,036	2,033,000	2,073,660	2,039,577		(1,493)		(1,493)		2,038,084		(5,084)	(5,084)	109,754	07/15/2024	4.C FE.....
897051 AA 6	TRONOX INC 6.500% 04/15/26.....		03/31/2021	Call 103.4792.....		10,348	10,000	10,013	10,006		(1)		(1)		10,006		(6)	(6)	648	04/15/2026	4.C FE.....
909287 AA 2	UAL PASS THROUGH TRUST SERIES UAL Corp C		01/02/2021	Various.....		8,016	8,016	6,974	7,797		219		219		8,016		0	0	266	07/02/2022	3.B FE.....
92325Q AQ 0	VENTURE CDO LTD VENTR_18-32A 1.873% 07	D	01/19/2021	DEUTSCHE BANK SECURITIES INC		1,000,000	1,000,000	1,000,000	1,000,000				0		1,000,000		0	0	4,773	07/15/2031	1.C FE.....
92330Y AG 8	VENTR 2018-33A B 2.091% 07/15/31.....		01/25/2021	CANTOR FITZGERALD & CO.....		1,998,200	2,000,000	2,000,000	2,000,000				0		2,000,000		(1,800)	(1,800)	12,060	07/15/2031	1.C FE.....
92330Y AJ 2	VENTR 2018-33A B 2.641% 07/15/31.....		01/22/2021	CITIGROUP GLOBAL MARKETS INC/		998,690	1,000,000	1,000,000	1,000,000				0		1,000,000		(1,310)	(1,310)	7,546	07/15/2031	1.F FE.....
92332T AB 8	VENTURE CDO LTD VENTR_20-39A 1.521% 04		01/12/2021	CITIGROUP GLOBAL MARKETS INC/		1,001,820	1,000,000	1,000,000	1,000,000				0		1,000,000		1,820	1,820	3,834	04/15/2033	1.A FE.....
92913U AS 5	VOYA CLO LTD VOYA_15-3A 1.924% 10/20/3	C	01/14/2021	CITIGROUP GLOBAL MARKETS INC/		1,501,650	1,500,000	1,500,000	1,500,000				0		1,500,000		1,650	1,650	7,274	10/20/2031	1.C FE.....
92917A AA 4	VOYA CLO LTD VOYA_18-1A 1.173% 04/19/3	C	01/08/2021	MORGAN STANLEY & CO.....		2,994,844	3,000,000	3,000,000	3,000,000				0		3,000,000		(5,156)	(5,156)	8,272	04/19/2031	1.A FE.....
948214 AS 0	WEBSTER PARK CLO LTD WPARK_15- 1.824%	C	01/08/2021	SOCIETE GENERALE.....		1,001,000	1,000,000	1,000,000	1,000,000				0		1,000,000		1,000	1,000	4,243	07/20/2030	1.C FE.....
97655J AH 5	WINWATER MORTGAGE LOAN TRUST W 3.500%		02/01/2021	Paydown.....		14,815	14,815	14,709	14,775		40		40		14,815		0	0	56	01/03/2046	1.A FM.....
97786# AQ 5	WOLSELEY CAPITAL INC 1.300% 11/30/23		03/01/2021	METLIFE OJR 18017.....		3,000,000	3,000,000	3,000,000	3,000,000				0		3,000,000		0	0	10,008	11/30/2023	2.A FE.....
98954# AB 2	ZIEGLER INC 4.520% 04/17/24.....		03/01/2021	METLIFE OHA 18015.....		1,092,960	1,000,000	1,000,000	1,000,000				0		1,000,000		92,960	92,960	16,448	04/17/2024	3.B.....
C4931* BC 6	KEYERA CORP 3.680% 09/20/27.....		03/01/2021	METLIFE OHA 18015.....		11,555,960	10,745,042	11,100,682	10,675,039				0	425,642	10,745,042	(355,639)	810,917	455,278	173,544	09/20/2027	2.B.....
D2736# AJ 8	FRITZ DRAXLMAIER GMBH & CO KG 3.570% 0	B	03/01/2021	METLIFE OHA 18015.....		3,021,285	3,012,875	3,431,615	3,058,875				0	372,740	3,012,875	(418,740)	8,410	(410,330)	43,621	04/06/2021	2.C PL.....
D2736# AK 5	FRITZ DRAXLMAIER GMBH & CO KG 4.050% 0	B	03/01/2021	METLIFE OHA 18015.....		624,657	602,575	686,323	611,775				0	74,548	602,575	(83,748)	22,082	(61,666)	9,897	04/02/2024	2.C PL.....
G0369@ AK 2	ANGLIAN WATER SERVICES FINANCI 5.180%	D	03/01/2021	METLIFE OJR 18064.....		1,439,218	1,400,000	1,409,632	1,403,603		(631)		(631)		1,402,972		36,246	36,246	16,720	12/05/2021	2.B FE.....
G0827# BK 5	BARRATT DEVELOPMENTS PLC 2.770% 08/22/	B	03/01/2021	METLIFE OHA 18015.....		9,865,136	9,338,460	8,599,115	9,158,565				0	(559,450)	9,338,460	739,345	526,676	1,266,021	134,698	08/22/2027	2.B.....
G0892# AA 8	BAZALGETTE TUNNEL LTD 2.860% 09/28/32	B	03/01/2021	METLIFE OHA 18060.....		15,198,475	13,659,240	13,176,100	13,396,110				0	(220,010)	13,659,240	483,140	1,539,235	2,022,375	162,773	09/28/2032	2.A FE.....
G1018# AA 5	THE BERKELEY PARTNERSHIP LLP 4.130% 09	B	03/01/2021	METLIFE OHA 18015.....		1,147,702	1,003,536	1,089,654	984,204				0	105,450	1,003,536	(86,118)	144,166	58,048	19,917	09/05/2027	2.A PL.....
G1313@ AA 9	BLACKROCK SMALLER COMPANIES TR 2.740%	B	03/01/2021	METLIFE OHA 18015.....		7,640,834	6,829,620	6,345,010	6,698,055				0	(353,045)	6,829,620	484,610	811,214	1,295,824	48,862	05/24/2037	1.D.....
G1652# AA 6	THE BRYANSTON THREE PARTNERSHI 4.130%	B	03/01/2021	METLIFE OHA 18015.....		1,147,702	1,003,536	1,089,654	984,204				0	105,450	1,003,536	(86,118)	144,166	58,048	19,917	09/05/2027	2.A PL.....
G2479@ AH 2	COVENT GARDEN GROUP HOLDINGS L 2.960%	B	03/01/2021	METLIFE OHA 18015.....		3,083,805	2,989,701	2,763,940	2,932,108				0	(168,168)	2,989,701	225,761	94,104	319,865	47,323	08/31/2032	1.G PL.....

QE05.9

**SCHEDULE D - PART 4**

Showing all Long-Term Bonds and Stocks SOLD, REDEEMED or Otherwise DISPOSED OF During Current Quarter

1	2	3	4	5	6	7	8	9	10	Change in Book/Adjusted Carrying Value					16	17	18	19	20	21	22
										11	12	13	14	15							
CUSIP Identification	Description	F o r e i g n	Disposal Date	Name of Purchaser	Number of Shares of Stock	Consideration	Par Value	Actual Cost	Prior Year Book/Adjusted Carrying Value	Unrealized Valuation Increase (Decrease)	Current Year's (Amortization) / Accretion	Current Year's Other-Than-Temporary Impairment Recognized	Total Change in B./A.C.V. (11+12-13)	Total Foreign Exchange Change in B./A.C.V.	Book/Adjusted Carrying Value at Disposal Date	Foreign Exchange Gain (Loss) on Disposal	Realized Gain (Loss) on Disposal	Total Gain (Loss) on Disposal	Bond Interest / Stock Dividends Received During Year	Stated Contractual Maturity Date	NAIC Designation, NAIC Designation Modifier and SVO Administrative Symbol
G3646# AC 7	FORTH PORTS LTD 5.030% 12/05/31...	B	03/01/2021	METLIFE OHA 18060		11,386,024	9,199,080	10,512,232	9,021,870				0	1,490,362	9,199,080	(1,313,152)	2,186,944	873,792	106,681	12/05/2031	2.C
G6363# AT 4	NAC AVIATION 29 DAC 6.830% 03/14/25	D	03/01/2021	METLIFE OJR 18017		6,190,900	6,190,900	6,258,062	6,000,000	55,123	(2,652)		52,471		6,243,371		(52,471)	(52,471)	47,930	03/14/2025	4.B PL
G6515# AQ 7	JOHN WOOD GROUP PLC 2.568% 07/02/26	D	03/01/2021	METLIFE OJR 18017		2,000,000	2,000,000	2,000,000	2,000,000				0		2,000,000			0	20,949	07/02/2026	2.C
G7612# AA 2	ROCK RAIL SOUTH WESTERN PLC 3.938% 06/	B	03/01/2021	Various		10,681,133	8,641,560	7,876,789	8,475,090				0	(598,301)	8,641,560	764,771	2,039,573	2,804,344	55,008	06/18/2047	2.C PL
G8698# AA 7	TAUNTON ONE PARTNERSHIP 4.130% 09/05/2	B	03/01/2021	METLIFE OHA 18015		892,013	780,528	847,509	765,492				0	82,017	780,528	(66,981)	111,485	44,504	15,491	09/05/2027	2.A PL
P4001# AA 8	EOLICA MESA LA PAZ S DE RL DE 5.980% 1		03/20/2021	Redemption 100.0000		81,459	81,459	81,459	81,459				0		81,459			0	1,218	12/20/2044	2.C PL
W4662R EN 2	INTRUM JUSTITIA AB 3.125% 07/15/24	B	03/01/2021	METLIFE OJX 10278		1,082,140	1,084,635	1,003,500	1,099,686	1,509			1,509	(97,695)	1,084,635	81,135	(2,495)	78,640	21,054	07/15/2024	3.B FE
X5151* AD 2	LANDSVIRKJUN 4.010% 03/08/22	D	03/01/2021	METLIFE OJR 18017		1,852,404	1,800,000	1,800,000	1,800,000				0		1,800,000		52,404	52,404	34,085	03/08/2022	2.B FE
X5151* AE 0	LANDSVIRKJUN 4.120% 03/08/23	D	03/01/2021	METLIFE OJR 18017		2,220,709	2,100,000	2,100,000	2,100,000				0		2,100,000		120,709	120,709	40,857	03/08/2023	2.B FE
3899999	Total - Bonds - Industrial and Miscellaneous					395,430,075	384,117,201	383,481,616	382,409,132	227,682	193,889	0	421,571	867,452	383,893,681	4,865	11,176,064	1,180,929	3,558,340	XXX	XXX
<b>Bonds - Unaffiliated Bank Loans</b>																					
000000 00 0	DUN & BRADSTREET CORPORATION T. FINANCIAL & RISK US HOLDINGS I		01/27/2021	Tax Free Exchange		995,974	992,500	998,286	992,083	1,785	(4,212)		(2,427)		989,656		6,318	6,318	3,117	02/06/2026	6.*
000000 00 0	FINANCIAL		01/29/2021	Redemption 100.0000		292,281	292,281	294,420	291,673	1,003	(395)		608		292,281		0	0	800	10/01/2025	6.*
000000 00 0	HB FULLER CO 10/20/24		01/22/2021	DIRECT		541,045	541,045	542,060	528,874		(5)		(5)		528,869		12,176	12,176	970	10/20/2024	3.A FE
000000 00 0	PACIFIC GAS&ELECTRIC CO 06/23/2		01/25/2021	DIRECT		1,845,847	1,811,874	1,789,226	1,790,300		304		304		1,790,604		55,243	55,243		06/23/2025	6.*
000000 00 0	REGIONALCARE HOSPITAL PARTNERS		02/11/2021	DIRECT		234,937	233,477	235,084	232,574	1,455	(70)		1,385		233,959		977	977	733	11/16/2025	4.B FE
000000 00 0	VICI PROPERTIES 1 LLC TL +L225		01/26/2021	DIRECT		1,173,077	1,174,545	1,178,093	1,174,745		(816)		(816)		1,173,929		(852)	(852)	1,915	12/20/2024	2.C FE
000000 00 0	VISTRA ENERGY CORP TL +L200 12/		01/25/2021	Various		1,985,505	1,978,087	1,982,258	1,970,868		(5)		(5)		1,970,864		14,642	14,642	672	12/31/2025	2.C FE
000000 00 0	WG PARTNERS 11/15/23	C	02/02/2021	Various		473,455	474,033	468,701	465,852		405		405		466,258		7,197	7,197	38	11/15/2023	6.*
05349U BC 5	AVAYA INC. 12/15/24		01/20/2021	Various		313,525	335,320	313,525	314,629		1,725		1,725		316,354		(2,829)	(2,829)	6,652	12/15/2024	6.*
05350N AG 9	AVANTOR INC 11/08/27		01/25/2021	DIRECT		80,800	80,000	79,200	79,202		8		8		79,211		1,589	1,589		11/08/2027	3.A FE
06731D AF 1	BARBRI INC 1st Lien Term Loan 1...		01/21/2021	DIRECT		856,216	891,892	887,432	847,297	39,840	74		39,914		887,211		(30,995)	(30,995)	4,606	12/01/2023	4.C PL
12512Y AF 8	CDW LLC 10/13/26		03/17/2021	DIRECT		1,989,171	1,979,275	1,914,948	1,920,024		1,795		1,795		1,921,819		67,352	67,352	5,924	10/13/2026	2.C FE
12769L AB 5	CAESARS RESORT COLLECTION LLC TL +L275		03/31/2021	Various		982,444	984,887	960,463	949,870	12	573		585		950,454		31,990	31,990	54	12/23/2024	4.A FE
16384Y AF 4	CHEMOURS COMPANY LLC TL +L175 0		01/21/2021	DIRECT		6,370,361	6,418,500	6,406,101	6,254,399		1,966		1,966		6,256,365		113,996	113,996		04/03/2025	3.B FE
23582L AK 7	DANA INC 02/27/26		01/26/2021	DIRECT		80,400	80,000	73,600	74,243		68		68		74,310		6,090	6,090		02/27/2026	2.C FE
24702N BE 9	DELL INTERNATIONAL LLC/EMC COR DELL INTE		01/22/2021	Various		2,109,107	2,101,992	2,079,514	2,072,580		9,741		9,741		2,082,321		26,786	26,786	207	09/19/2025	2.C FE
26483N AN 0	DUN & BRADSTREET CORPORATION T. EW SCRIPPS CO EW SCRIPPS CO		03/11/2021	DIRECT		998,703	992,500	995,974			37		37		996,011		2,692	2,692	2,793	02/06/2026	4.A FE
26928B AL 3	05/		02/01/2021	DIRECT		37,422	37,469	36,907	36,922		73		73		36,995		426	426	95	05/01/2026	3.C FE

QE05.10

**SCHEDULE D - PART 4**

Showing all Long-Term Bonds and Stocks SOLD, REDEEMED or Otherwise DISPOSED OF During Current Quarter

1	2	3	4	5	6	7	8	9	10	Change in Book/Adjusted Carrying Value					16	17	18	19	20	21	22
										11	12	13	14	15							
CUSIP Identification	Description	For reig n	Disposal Date	Name of Purchaser	Number of Shares of Stock	Consideration	Par Value	Actual Cost	Prior Year Book/Adjusted Carrying Value	Unrealized Valuation Increase (Decrease)	Current Year's (Amortization) / Accretion	Current Year's Other-Than- Temporary Impairment Recognized	Total Change in B./A.C.V. (11+12-13)	Total Foreign Exchange Change in B./A.C.V.	Book/Adjusted Carrying Value at Disposal Date	Foreign Exchange Gain (Loss) on Disposal	Realized Gain (Loss) on Disposal	Total Gain (Loss) on Disposal	Bond Interest / Stock Dividends Received During Year	Stated Contractual Maturity Date	NAIC Designation, NAIC Designation Modifier and SVO Admini- strative Symbol
29362L AH 7	ENTEGRIS INC 11/06/25		02/22/2021	DIRECT		128,204	128,204	127,595	127,545		(5)		(5)		127,540		664	664	222	11/06/2025	2.C FE
31935H AB 3	TRICO GROUP LLC 02/02/24		02/01/2021	Various		1,830,435	1,816,809	1,718,537	(11,499)	10,371		10,371		1,728,908		101,527	101,527	25,738	02/02/2024	4.B FE	
31935H AB 3	TRICO GROUP LLC 02/02/24		01/15/2021	Various				(620)	(11,478)	9,084	620		9,704				0	0	02/02/2024	4.B FE	
36760B A* 0	GATEWAY CASINOS AND ENTERTAINM TL +L300	A	01/14/2021	Various		(171,930)							0			(171,930)	(171,930)		03/13/2025	6.*	
43289D AH 6	HILTON WORLDWIDE FINANCE LLC 06		01/27/2021	DIRECT		5,473,574	5,473,574	5,473,574	5,473,574				0	5,473,574			0	7,792	06/22/2026	2.C FE	
45004K AC 0	IRI HOLDINGS INC 12/01/25		03/31/2021	Redemption 100.0000		500	500	495	484	16		16	16	500			0	5	12/01/2025	4.C FE	
45672J AK 6	0		01/25/2021	Various		1,935,174	1,935,174	1,913,470	1,884,807	954		954	954	1,885,761		49,413	49,413		04/01/2024	3.A FE	
46123U AG 3	INVENERGY THERMAL OPERATING I INVENERGY		01/26/2021	DIRECT		1,306,411	1,299,911	1,302,348	1,300,644	10		10	10	1,300,654		5,757	5,757		08/28/2025	3.B FE	
50168E AB 8	LABL INC 07/01/26		02/09/2021	Tax Free Exchange		1,680,496	1,678,750	1,661,963	1,645,317	1,432		1,432	1,432	1,646,748		33,748	33,748	8,654	07/01/2026	6.*	
50168E AE 2	LABL INC 07/01/26		03/09/2021	DIRECT		1,689,242	1,678,750	1,680,496		381		381	381	1,680,877		8,365	8,365	3,265	07/01/2026	4.B FE	
52729K AP 1	LEVEL 3 FINANCING INC LEVEL 3 FINANCING		01/25/2021	Various		3,000,000	3,000,000	2,998,500	2,946,870	35,612	212		35,824	2,982,694		17,306	17,306		03/01/2027	3.A FE	
52729K AP 1	LEVEL 3 FINANCING INC LEVEL 3 FINANCING		02/17/2021	Various		3,570,431	3,574,900	3,417,039	3,389,221	(35,613)	1,952		(33,661)	3,419,630		150,801	150,801	6,655	03/01/2027	3.A FE	
54948F AB 4	LUCID ENERGY GROUP II BORROWER TL +L300		01/22/2021	Various		2,782,566	2,917,500	2,917,500	2,768,591	105,958	483		106,441	2,875,031		(92,466)	(92,466)		02/17/2025	4.C FE	
55316H AB 1	GENESEE & WYOMING INC. 12/30/26		01/22/2021	DIRECT		994,981	992,500	987,538	982,006		106		106	982,112		12,869	12,869		12/30/2026	3.B FE	
57163K AH 1	MARRIOTT OWNERSHIP RESORTS INC MARRIOTT		01/26/2021	DIRECT		972,749	982,575	985,444	960,467	19,453	50		19,503	979,970		(7,221)	(7,221)		08/29/2025	3.B FE	
58943P AQ 5	MEREDITH CORPORATION 2018 Term Loan B		01/25/2021	DIRECT		289,731	289,369	289,948	285,951	2,913	12		2,925	288,877		854	854		01/31/2025	3.C FE	
63229B AD 0	NATEL ENGINEERING COMPANY INC 0		02/16/2021	Various		709,429	742,191	742,191	698,587	43,604			43,604	742,191		(32,762)	(32,762)	11,236	04/30/2026	5.A FE	
63939U AE 7	NAVITAS MIDSTREAM MIDLAND BASI TL +L450		02/01/2021	Various		2,880,900	2,910,000	2,895,450	2,856,827	981		981	981	2,857,808		23,092	23,092	12,893	12/13/2024	4.B FE	
64072U AK 8	CSC HLDGS LLC 04/15/27		01/22/2021	Various		994,807	991,104	991,263	980,777	3,123	(236)		2,887	983,665		11,143	11,143	2,269	04/15/2027	3.C FE	
65336R AW 8	NEXSTAR BROADCASTING INC 09/18/		02/10/2021	DIRECT		3,030,934	3,019,610	3,007,208	2,984,510	1,153	(174)		979	2,985,489		45,444	45,444	15,081	09/18/2026	3.C FE	
68371Y AJ 2	OPEN TEXT CORP 05/30/25	A	02/03/2021	DIRECT		2,913,853	2,917,500	2,921,147	2,873,458		(44)		(44)	2,873,414		40,439	40,439	4,458	05/30/2025	2.C FE	
71534R AD 8	PERSPECTA INC 05/30/25		01/22/2021	DIRECT		872,813	875,000	873,906	854,155		266		266	854,421		18,392	18,392		05/30/2025	3.B FE	
73703# AA 1	PORTS AMERICA HOLDINGS INC TL +L275		03/31/2021	Redemption 100.0000		20,000	20,000	20,000	19,272	728		728	728	20,000			0	2	04/28/2025	3.B	
85236H AB 5	STADCO LA LLC 06/29/23		03/01/2021	Various		20,558,392	20,558,392	20,558,392	20,487,947				0	20,558,392			0	70,002	06/29/2023	2.A Z	
85769E AZ 4	STATION CASINOS LLC 02/08/27		01/25/2021	DIRECT		986,490	990,203	988,966	973,736	13,110	24		13,134	986,870		(380)	(380)	2,132	02/08/2027	4.A FE	
86333D AB 4	STRIKE LLC TL L+800 11/30/22		02/12/2021	Various		212,876	212,876	212,876	212,876				0	212,876			0	10,301	11/30/2022	4.B Z	
86333D AB 4	STRIKE LLC TL L+800 11/30/22		03/05/2021	Various		1,274,638	1,432,178	1,432,178	1,432,178	345,461			345,461	1,432,178		(157,540)	(157,540)	36,600	11/30/2022	4.B Z	
87823Q AR 5	TECH DATA CORP 06/30/25		02/04/2021	DIRECT		50,249	49,875	49,875	49,875				0	49,875		374	374	152	06/30/2025	2.C FE	

QE05.11

**SCHEDULE D - PART 4**

Showing all Long-Term Bonds and Stocks SOLD, REDEEMED or Otherwise DISPOSED OF During Current Quarter

1	2	3	4	5	6	7	8	9	10	Change in Book/Adjusted Carrying Value					16	17	18	19	20	21	22
										11	12	13	14	15							
CUSIP Identification	Description	For re ign	Disposal Date	Name of Purchaser	Number of Shares of Stock	Consideration	Par Value	Actual Cost	Prior Year Book/Adjusted Carrying Value	Unrealized Valuation Increase (Decrease)	Current Year's (Amortization) / Accretion	Current Year's Other-Than- Temporary Impairment Recognized	Total Change in B./A.C.V. (11+12-13)	Total Foreign Exchange Change in B./A.C.V.	Book/Adjusted Carrying Value at Disposal Date	Foreign Exchange Gain (Loss) on Disposal	Realized Gain (Loss) on Disposal	Total Gain (Loss) on Disposal	Bond Interest / Stock Dividends Received During Year	Stated Contractual Maturity Date	NAIC Designation, NAIC Designation Modifier and SVO Admini- strative Symbol
87951Y AU 5	TELESAT CANADA 12/07/26.....		01/25/2021	DIRECT.....		204,171	203,408	202,899	201,185	.681	.19		.700		201,884		2,287	2,287		12/07/2026	3.C FE.....
89609U AE 1	TRICO GROUP LLC 02/02/24.....		01/15/2021	Various.....		(98,892)							.0				(98,892)	(98,892)		02/02/2024	4.B FE.....
91136E AJ 4	UNITED RENTALS NORTH AMERICA I.....		02/03/2021	DIRECT.....		1,129,866	1,128,456	1,104,402	1,106,482		.180		.180		1,106,662		23,204	23,204	1,724	10/31/2025	2.C FE.....
91359H AP 3	UNIVERSAL HEALTH SERVICES INC 1		02/10/2021	DIRECT.....		1,983,520	1,979,798	1,868,434	1,880,193		1,499		1,499		1,881,692		101,828	101,828	1,510	10/31/2025	2.C FE.....
91820U AQ 3	VIRTU FINANCIAL OPERATING LLC 0		02/25/2021	DIRECT.....		2,398,479	2,386,546	2,386,546	2,380,078	6,468			6,468		2,386,546		11,933	11,933	13,537	03/01/2026	3.C FE.....
92645D AG 4	VICTORY CAPITAL HOLDINGS INC 07		02/01/2021	Various.....		761,024	760,107	766,127	756,625	4,577	(63)		4,514		761,140		(115)	(115)	5,339	07/01/2026	3.C FE.....
92854* AA 2	VIVINT SOLAR ASSET 2 PROJECT C.....		01/29/2021	Redemption 100.0000.....		95,422	95,422	95,422	95,422				.0		95,422				1,117	12/28/2040	2.B PL.....
94120X AB 1	WATERBRIDGE OPERATING LLC 06/22		02/18/2021	DIRECT.....		597,931	691,250	673,969	591,454	80,367	314		80,681		672,135		(74,204)	(74,204)		06/22/2026	4.C FE.....
98310C AC 6	WYNDHAM HOTELS & RESORTS INC TL +L175		02/19/2021	DIRECT.....		2,932,500	2,932,500	2,934,944	2,896,087	15,640	193		15,833		2,911,920		20,580	20,580	4,481	05/30/2025	3.A FE.....
98975V AK 2	ZODIAC POOL SOLUTIONS LLC 07/02		02/12/2021	DIRECT.....		1,680,634	1,686,960	1,688,360	1,670,090	12,757	(317)		12,440		1,682,531		(1,897)	(1,897)	2,917	07/02/2025	3.C FE.....
C2918P AC 2	DHX MEDIA LTD DHX MEDIA LTD 12/	A	02/11/2021	DIRECT.....		382,956	388,787	369,348	373,051		482		482		373,532		9,423	9,423	1,644	12/29/2023	4.C FE.....
C3604M AM 4	GATEWAY CASINOS AND ENTERTAINM PIK 3% -	A	01/14/2021	Various.....				(4,937)	(4,900)	(116)	4,937		4,821							12/01/2023	4.C FE.....
C3604M AM 4	GATEWAY CASINOS AND ENTERTAINM PIK 3% -	A	03/12/2021	Various.....		975,048	998,769	31,158	831,404	46,309	(11,253)		35,056		820,523		154,525	154,525		12/01/2023	4.C FE.....
C8000C AB 9	PANTHER BF AGGREGATOR 2 LP 04/3		01/22/2021	DIRECT.....		975,703	969,643	959,946	948,111		190		190		948,302		27,402	27,402		04/30/2026	4.B FE.....
C9413P AZ 6	VALEANT PHARMACEUTICALS INTERN 2018 Term		01/21/2021	DIRECT.....		1,452,077	1,444,853	1,443,950	1,409,132		428		428		1,409,561		42,516	42,516		06/02/2025	3.B FE.....
G7739P AL 4	CORAL-US CO-BORROWER LLC 01/31/		03/10/2021	DIRECT.....		1,000,000	1,000,000	1,000,000	986,460	13,540			13,540		1,000,000				3,775	01/31/2028	3.C FE.....
8299999	Total - Bonds - Unaffiliated Bank Loans.....					97,818,654	98,553,621	96,923,639	92,283,707	768,904	25,286	.0	794,190	.0	97,229,376	.0	589,277	589,277	282,077	XXX	XXX
8399997	Total - Bonds - Part 4.....					860,278,697	837,307,520	845,140,839	835,582,189	996,586	(828,331)	.0	168,255	867,452	840,964,903	4,865	18,953,460	18,958,325	6,533,711	XXX	XXX
8399999	Total - Bonds.....					860,278,697	837,307,520	845,140,839	835,582,189	996,586	(828,331)	.0	168,255	867,452	840,964,903	4,865	18,953,460	18,958,325	6,533,711	XXX	XXX

QE05.12

**Common Stocks - Industrial and Miscellaneous (Unaffiliated) Publicly Traded**

03272L 10 8	ANAPLAN INC.....		02/16/2021	MERRILL LYNCH PIERCE FENNER &	147,000	12,438	XXX	11,594					.0		11,594		.844	.844		XXX	XXX
31188V 10 0	FASTLY INC.....		02/05/2021	MERRILL LYNCH PIERCE FENNER &	855,000	95,933	XXX	86,441					.0		86,441		9,492	9,492		XXX	XXX
371927 10 4	GENESIS ENERGY.....		02/11/2021	BARCLAYS CAPITAL INC.....	22,780,000	151,970	XXX	105,016	141,464	(36,448)		(36,448)		105,016		46,954	46,954		XXX	XXX	
682680 10 3	ONEOK INC.....		02/08/2021	BARCLAYS CAPITAL INC.....	20,500,000	883,525	XXX	551,086	786,790	(235,704)		(235,704)		551,086		332,439	332,439	19,168	XXX	XXX	
718549 20 7	PHILLIPS 66 PARTNERS LP.....		02/12/2021	BARCLAYS CAPITAL INC.....	9,354,000	238,558	XXX	251,667	247,039	4,628		4,628		251,667		(13,109)	(13,109)		XXX	XXX	
726503 10 5	PLAINS ALL AMERICAN PIPELINE L.....		02/08/2021	Various.....	168,423,000	1,534,805	XXX	1,004,192	1,387,806	(383,614)		(383,614)		1,004,192		530,613	530,613		XXX	XXX	
833445 10 9	SNOWFLAKE INC.....		03/09/2021	MERRILL LYNCH PIERCE FENNER &	1,365,000	391,386	XXX	389,050					.0		389,050		2,337	2,337		XXX	XXX

**SCHEDULE D - PART 4**

Showing all Long-Term Bonds and Stocks SOLD, REDEEMED or Otherwise DISPOSED OF During Current Quarter

1	2	3	4	5	6	7	8	9	10	Change in Book/Adjusted Carrying Value					16	17	18	19	20	21	22
										11	12	13	14	15							
CUSIP Identification	Description	Foreign	Disposal Date	Name of Purchaser	Number of Shares of Stock	Consideration	Par Value	Actual Cost	Prior Year Book/Adjusted Carrying Value	Unrealized Valuation Increase (Decrease)	Current Year's (Amortization) / Accretion	Current Year's Other-Than-Temporary Impairment Recognized	Total Change in B./A.C.V. (11+12-13)	Total Foreign Exchange Change in B./A.C.V.	Book/Adjusted Carrying Value at Disposal Date	Foreign Exchange Gain (Loss) on Disposal	Realized Gain (Loss) on Disposal	Total Gain (Loss) on Disposal	Bond Interest / Stock Dividends Received During Year	Stated Contractual Maturity Date	NAIC Designation, NAIC Designation Modifier and SVO Administrative Symbol
86765K 10 9	SUNOCO LP.....		02/08/2021.	BARCLAYS CAPITAL INC.....	10,921.000	351,771	XXX	304,081	314,306	(10,225)			(10,225)		304,081		47,690	47,690		XXX	XXX
87612G 10 1	TRI RESOURCES INC.....		02/09/2021.	BARCLAYS CAPITAL INC.....	129,046.000	4,008,034	XXX	2,072,868	3,404,233	(1,331,365)			(1,331,365)		2,072,868		1,935,165	1,935,165	12,905	XXX	XXX
90138F 10 2	TWILIO INC.....		03/02/2021.	MERRILL LYNCH PIERCE FENNER &	259.000	107,024	XXX	112,467					0	112,467		(5,443)	(5,443)			XXX	XXX
94419L 10 1	WAYFAIR INC.....		01/26/2021.	MERRILL LYNCH PIERCE FENNER &	1,172.000	342,505	XXX	386,608					0	386,608		(44,102)	(44,102)			XXX	XXX
9099999.	Total - Common Stocks - Industrial and Miscellaneous (Unaffiliated) Publicly Traded.....					8,117,949	XXX	5,275,070	6,281,638	(1,992,728)	0	0	(1,992,728)	0	5,275,070	0	2,842,880	2,842,880	32,073	XXX	XXX
<b>Common Stocks - Industrial and Miscellaneous (Unaffiliated) Other</b>																					
31338# 11 2	FEDERAL HOME LOAN BANK OF BOSTON.....		03/12/2021.	ISSUING COMPANY.....	280,000.000	28,000,000	XXX	28,000,000	28,000,000	0	0	0	0	28,000,000	0	0	0	0	113,511	XXX	XXX
9199999.	Total - Common Stocks - Industrial and Miscellaneous (Unaffiliated) Other.....					28,000,000	XXX	28,000,000	28,000,000	0	0	0	0	28,000,000	0	0	0	0	113,511	XXX	XXX
9799997.	Total - Common Stocks - Part 4.....					36,117,949	XXX	33,275,070	34,281,638	(1,992,728)	0	0	(1,992,728)	0	33,275,070	0	2,842,880	2,842,880	145,584	XXX	XXX
9799999.	Total - Common Stocks.....					36,117,949	XXX	33,275,070	34,281,638	(1,992,728)	0	0	(1,992,728)	0	33,275,070	0	2,842,880	2,842,880	145,584	XXX	XXX
9899999.	Total - Preferred and Common Stocks.....					36,117,949	XXX	33,275,070	34,281,638	(1,992,728)	0	0	(1,992,728)	0	33,275,070	0	2,842,880	2,842,880	145,584	XXX	XXX
9999999.	Total - Bonds, Preferred and Common Stocks.....					896,396,646	XXX	878,415,909	869,863,827	(996,142)	(828,331)	0	(1,824,473)	867,452	874,239,973	4,865	21,796,340	21,801,205	6,679,295	XXX	XXX

QE05.13

**Sch. DB - Pt. A - Sn. 1**  
**NONE**

**Sch. DB - Pt. B - Sn. 1**  
**NONE**

**Sch. DB - Pt. D - Sn. 1**  
**NONE**

**Sch. DB - Pt. D - Sn. 2**  
**NONE**

**Sch. DB - Pt. E**  
**NONE**

**Sch. DL - Pt. 1**  
**NONE**

**Sch. DL - Pt. 2**  
**NONE**

Statement for March 31, 2021 of the **Metropolitan Property and Casualty Insurance Company**  
**SCHEDULE E - PART 1 - CASH**

Month End Depository Balances

1 Depository	2 Code	3 Rate of Interest	4 Amount of Interest Received During Current Quarter	5 Amount or interest Accrued at Current Statement Date	Book Balance at End of Each Month During Current Quarter			9 *
					6 First Month	7 Second Month	8 Third Month	
<b>Open Depositories</b>								
Bank of America, NA.....	New York, NY.....				2,425,801	2,558,574	2,949,269	XXX
Citibank, NA.....	New York, NY.....				(118,729,636)	(113,812,628)	(110,894,924)	XXX
Federal Home Loan Bank.....	Boston, MA.....				906,403	113,539	533,516	XXX
JPMorgan Chase Bank, NA.....	New York, NY.....				39,042,187	109,855,744	235,264,449	XXX
Wells Fargo.....	San Francisco, CA.....				3,120,154	3,462,884	3,003,020	XXX
Bank One.....	Columbus, OH.....				38,337	2,381,944	(170,135)	XXX
First Union.....	Philadelphia, PA.....				2,501,442	3,545,664	4,184,258	XXX
0199998. Deposits in.....1 depositories that do not exceed the allowable limit in any one depository (see Instructions) - Open Depositories.....	XXX	XXX			10,000	10,000	10,000	XXX
0199999. Total Open Depositories.....	XXX	XXX	0	0	(70,685,312)	8,115,721	134,879,453	XXX
0399999. Total Cash on Deposit.....	XXX	XXX	0	0	(70,685,312)	8,115,721	134,879,453	XXX
0499999. Cash in Company's Office.....	XXX	XXX	XXX	XXX	17,500	17,500	17,500	XXX
0599999. Total Cash.....	XXX	XXX	0	0	(70,667,812)	8,133,221	134,896,953	XXX



Statement for March 31, 2021 of the **Metropolitan Property and Casualty Insurance Company**  
**SCHEDULE E - PART 2 - CASH EQUIVALENTS**  
 Show Investments Owned End of Current Quarter

1	2	3	4	5	6	7	8	9
CUSIP	Description	Code	Date Acquired	Rate of Interest	Maturity Date	Book/Adjusted Carrying Value	Amount of Interest Due & Accrued	Amount Received During Year
<b>U.S. Government Bonds - Issuer Obligations</b>								
	UNITED STATES TREASURY.....		03/02/2021.....		04/06/2021.....	99,999,248		6,511
	UNITED STATES TREASURY.....		03/30/2021.....		05/25/2021.....	49,999,456		
0199999	U.S. Government Bonds - Issuer Obligations.....					149,998,703	0	6,511
0599999	Total - U.S. Government Bonds.....					149,998,703	0	6,511
<b>Total Bonds</b>								
7699999	Subtotals - Issuer Obligations.....					149,998,703	0	6,511
8399999	Subtotals - Bonds.....					149,998,703	0	6,511
9999999	Total - Cash Equivalents.....					149,998,703	0	6,511

QE14