



PROPERTY AND CASUALTY COMPANIES—ASSOCIATION EDITION

QUARTERLY STATEMENT

AS OF JUNE 30, 2021
OF THE CONDITION AND AFFAIRS OF THE

Providence Washington Insurance Company

NAIC Group Code 04725 , 04725 NAIC Company Code 24295 Employer's ID Number 05-0204450
(Current Period) (Prior Period)

Organized under the Laws of Rhode Island , State of Domicile or Port of Entry Rhode Island

Country of Domicile United States

Incorporated/Organized 01/05/1799 Commenced Business 02/01/1799

Statutory Home Office 475 Kilvert Street, Suite 330 , Warwick, RI, US 02886
(Street and Number) (City or Town, State, Country and Zip Code)

Main Administrative Office 475 Kilvert Street, Suite 330 Warwick, RI, US 02886 401-453-7000
(Street and Number) (City or Town, State, Country and Zip Code) (Area Code) (Telephone Number)

Mail Address 475 Kilvert Street, Suite 330 , Warwick, RI, US 02886
(Street and Number or P.O. Box) (City or Town, State, Country and Zip Code)

Primary Location of Books and Records 475 Kilvert Street, Suite 330 Warwick, RI, US 02886 401-453-7101
(Street and Number) (City or Town, State, Country and Zip Code) (Area Code) (Telephone Number)

Internet Web Site Address www.enstargroup.com

Statutory Statement Contact Teresa Marie Reali 401-453-7101
(Name) (Area Code) (Telephone Number) (Extension)
teresa.reali@enstargroup.com 401-453-7354
(E-Mail Address) (Fax Number)

OFFICERS

Name	Title	Name	Title
RICHARD WILLIAM SEELINGER	President / CEO / Chairman	SARA MADISON KIRKPATRICK #	Corporate Secretary
TERESA MARIE REALI	Senior Vice President & Treasurer	JENNIFER MIU	Chief Financial Officer

OTHER OFFICERS

MARK ANDREW KERN	Senior Vice President	ROBERT FRANCIS REDPATH	Senior Vice President
JOSEPH MCNALLY	Vice President	SHARON FLETCHER	Vice President
VYACHESLAV KOLKER	SVP-Tax Officer	MICHAEL WILLIAM SHEEHAN	Senior Vice President
KENG MUI	Senior Vice President	BEN ALLARD	Vice President
NADJA STAVENTHAGEN	Assistant Secretary		

DIRECTORS OR TRUSTEES

RICHARD WILLIAM SEELINGER	TERESA MARIE REALI	JENNIFER MIU	ROBERT FRANCIS REDPATH
MARK ANDREW KERN			

State ofRhode Island.....

County ofKent.....ss

The officers of this reporting entity being duly sworn, each depose and say that they are the described officers of said reporting entity, and that on the reporting period stated above, all of the herein described assets were the absolute property of the said reporting entity, free and clear from any liens or claims thereon, except as herein stated, and that this statement, together with related exhibits, schedules and explanations therein contained, annexed or referred to, is a full and true statement of all the assets and liabilities and of the condition and affairs of the said reporting entity as of the reporting period stated above, and of its income and deductions therefrom for the period ended, and have been completed in accordance with the NAIC Annual Statement Instructions and Accounting Practices and Procedures manual except to the extent that: (1) state law may differ; or, (2) that state rules or regulations require differences in reporting not related to accounting practices and procedures, according to the best of their information, knowledge and belief, respectively. Furthermore, the scope of this attestation by the described officers also includes the related corresponding electronic filing with the var at for formatting differences due to electronic filing) of the enclosed statement. The electronic filing may be requested by ad statement.

President / CEO / Chairman

SARA MADISON KIRKPATRICK
Corporate Secretary

TERESA MARIE REALI
Senior Vice President & Treasurer

Subscribed and sworn to before me this
9th day of August, 2021

Stacey L.
June 8, 2025



a. Is this an original filing? Yes [X] No []

- b. If no:
1. State the amendment number _____
 2. Date filed _____
 3. Number of pages attached _____

STATEMENT AS OF JUNE 30, 2021 OF THE Providence Washington Insurance Company

ASSETS

	Current Statement Date			4 December 31 Prior Year Net Admitted Assets
	1 Assets	2 Nonadmitted Assets	3 Net Admitted Assets (Cols. 1 - 2)	
1. Bonds	18,492,508		18,492,508	12,725,945
2. Stocks:				
2.1 Preferred stocks			0	0
2.2 Common stocks			0	0
3. Mortgage loans on real estate:				
3.1 First liens			0	0
3.2 Other than first liens			0	0
4. Real estate:				
4.1 Properties occupied by the company (less \$ encumbrances)			0	0
4.2 Properties held for the production of income (less \$ encumbrances)			0	0
4.3 Properties held for sale (less \$ encumbrances)			0	0
5. Cash (\$7,618), cash equivalents (\$398,368) and short-term investments (\$ 0)	405,986		405,986	2,276,650
6. Contract loans (including \$ premium notes)			0	0
7. Derivatives	0		0	0
8. Other invested assets	700,000		700,000	700,000
9. Receivables for securities			0	0
10. Securities lending reinvested collateral assets			0	0
11. Aggregate write-ins for invested assets	0	0	0	0
12. Subtotals, cash and invested assets (Lines 1 to 11)	19,598,494	0	19,598,494	15,702,595
13. Title plants less \$ charged off (for Title insurers only)			0	0
14. Investment income due and accrued	125,209		125,209	82,531
15. Premiums and considerations:				
15.1 Uncollected premiums and agents' balances in the course of collection			0	0
15.2 Deferred premiums, agents' balances and installments booked but deferred and not yet due (including \$ earned but unbilled premiums)			0	0
15.3 Accrued retrospective premiums (\$) and contracts subject to redetermination (\$)			0	0
16. Reinsurance:				
16.1 Amounts recoverable from reinsurers			0	5,736
16.2 Funds held by or deposited with reinsured companies			0	0
16.3 Other amounts receivable under reinsurance contracts			0	(5,736)
17. Amounts receivable relating to uninsured plans			0	0
18.1 Current federal and foreign income tax recoverable and interest thereon	11,637		11,637	0
18.2 Net deferred tax asset	5,758,536	5,758,536	0	0
19. Guaranty funds receivable or on deposit			0	0
20. Electronic data processing equipment and software			0	0
21. Furniture and equipment, including health care delivery assets (\$)			0	0
22. Net adjustment in assets and liabilities due to foreign exchange rates			0	0
23. Receivables from parent, subsidiaries and affiliates	1,440		1,440	4,014,457
24. Health care (\$) and other amounts receivable			0	0
25. Aggregate write-ins for other-than-invested assets	0	0	0	0
26. Total assets excluding Separate Accounts, Segregated Accounts and Protected Cell Accounts (Lines 12 to 25)	25,495,316	5,758,536	19,736,780	19,799,583
27. From Separate Accounts, Segregated Accounts and Protected Cell Accounts			0	0
28. Total (Lines 26 and 27)	25,495,316	5,758,536	19,736,780	19,799,583
DETAILS OF WRITE-INS				
1101.				
1102.				
1103.				
1198. Summary of remaining write-ins for Line 11 from overflow page	0	0	0	0
1199. Totals (Lines 1101 through 1103 plus 1198) (Line 11 above)	0	0	0	0
2501. RECOVERABLE ON RETROACTIVE REINSURANCE -CEDED			0	0
2502.			0	0
2503.			0	0
2598. Summary of remaining write-ins for Line 25 from overflow page	0	0	0	0
2599. Totals (Lines 2501 through 2503 plus 2598) (Line 25 above)	0	0	0	0

STATEMENT AS OF JUNE 30, 2021 OF THE Providence Washington Insurance Company

LIABILITIES, SURPLUS AND OTHER FUNDS

	1 Current Statement Date	2 December 31, Prior Year
1. Losses (current accident year \$)		.0
2. Reinsurance payable on paid losses and loss adjustment expenses		.0
3. Loss adjustment expenses		.0
4. Commissions payable, contingent commissions and other similar charges		.0
5. Other expenses (excluding taxes, licenses and fees)	170,684	152,834
6. Taxes, licenses and fees (excluding federal and foreign income taxes)		.0
7.1 Current federal and foreign income taxes (including \$ on realized capital gains (losses))		12,397
7.2 Net deferred tax liability		.0
8. Borrowed money \$ and interest thereon \$0
9. Unearned premiums (after deducting unearned premiums for ceded reinsurance of \$ and including warranty reserves of \$ and accrued accident and health experience rating refunds including \$ for medical loss ratio rebate per the Public Health Service Act)		.0
10. Advance premium		.0
11. Dividends declared and unpaid:		
11.1 Stockholders		.0
11.2 Policyholders		.0
12. Ceded reinsurance premiums payable (net of ceding commissions)		.0
13. Funds held by company under reinsurance treaties		.0
14. Amounts withheld or retained by company for account of others		.0
15. Remittances and items not allocated		.0
16. Provision for reinsurance (including \$ certified)		.0
17. Net adjustments in assets and liabilities due to foreign exchange rates		.0
18. Drafts outstanding		.0
19. Payable to parent, subsidiaries and affiliates	3,539	13,928
20. Derivatives	.0	.0
21. Payable for securities		.0
22. Payable for securities lending		.0
23. Liability for amounts held under uninsured plans		.0
24. Capital notes \$ and interest thereon \$0
25. Aggregate write-ins for liabilities	5,636	5,371
26. Total liabilities excluding protected cell liabilities (Lines 1 through 25)	179,859	184,530
27. Protected cell liabilities		.0
28. Total liabilities (Lines 26 and 27)	179,859	184,530
29. Aggregate write-ins for special surplus funds	.0	.0
30. Common capital stock	5,021,200	5,021,200
31. Preferred capital stock		.0
32. Aggregate write-ins for other than special surplus funds	.0	.0
33. Surplus notes		.0
34. Gross paid in and contributed surplus	80,329,828	80,329,828
35. Unassigned funds (surplus)	(65,794,107)	(65,735,975)
36. Less treasury stock, at cost:		
36.1 shares common (value included in Line 30 \$)		.0
36.2 shares preferred (value included in Line 31 \$)		.0
37. Surplus as regards policyholders (Lines 29 to 35, less 36)	19,556,921	19,615,053
38. Totals (Page 2, Line 28, Col. 3)	19,736,780	19,799,583
DETAILS OF WRITE-INS		
2501. OTHER LIABILITIES	5,636	5,371
2502. RETROACTIVE REINSURANCE RESERVES CEDED		.0
2503. BAD DEBT PROVISION REINSURANCE		.0
2598. Summary of remaining write-ins for Line 25 from overflow page	.0	.0
2599. Totals (Lines 2501 through 2503 plus 2598) (Line 25 above)	5,636	5,371
2901.0
2902.0
2903.0
2998. Summary of remaining write-ins for Line 29 from overflow page	.0	.0
2999. Totals (Lines 2901 through 2903 plus 2998) (Line 29 above)	.0	.0
3201.0
3202.0
3203.0
3298. Summary of remaining write-ins for Line 32 from overflow page	.0	.0
3299. Totals (Lines 3201 through 3203 plus 3298) (Line 32 above)	.0	.0

STATEMENT OF INCOME

	1 Current Year to Date	2 Prior Year to Date	3 Prior Year Ended December 31
UNDERWRITING INCOME			
1. Premiums earned:			
1.1 Direct (written \$0)	0	0	0
1.2 Assumed (written \$)	0	16	0
1.3 Ceded (written \$)	0	16	0
1.4 Net (written \$0)	0	0	0
DEDUCTIONS:			
2. Losses incurred (current accident year \$):			
2.1 Direct	(300,000)	(1,274,434)	7,894,252
2.2 Assumed	0	(304,035)	0
2.3 Ceded	(300,000)	(1,578,469)	7,894,254
2.4 Net	0	0	(2)
3. Loss adjustment expenses incurred	0	0	0
4. Other underwriting expenses incurred	266,947	1,045,977	1,303,819
5. Aggregate write-ins for underwriting deductions	0	0	0
6. Total underwriting deductions (Lines 2 through 5)	266,947	1,045,977	1,303,817
7. Net income of protected cells	0	0	0
8. Net underwriting gain (loss) (Line 1 minus Line 6 + Line 7)	(266,947)	(1,045,977)	(1,303,817)
INVESTMENT INCOME			
9. Net investment income earned	181,377	581,599	977,696
10. Net realized capital gains (losses) less capital gains tax of \$	2,932	1,203,504	2,160,111
11. Net investment gain (loss) (Lines 9 + 10)	184,309	1,785,103	3,137,807
OTHER INCOME			
12. Net gain or (loss) from agents' or premium balances charged off (amount recovered \$ amount charged off \$)	0	0	0
13. Finance and service charges not included in premiums	0	0	0
14. Aggregate write-ins for miscellaneous income	(1,924)	339,953	(958,663)
15. Total other income (Lines 12 through 14)	(1,924)	339,953	(958,663)
16. Net income before dividends to policyholders, after capital gains tax and before all other federal and foreign income taxes (Lines 8 + 11 + 15)	(84,562)	1,079,079	875,327
17. Dividends to policyholders	0	0	0
18. Net income, after dividends to policyholders, after capital gains tax and before all other federal and foreign income taxes (Line 16 minus Line 17)	(84,562)	1,079,079	875,327
19. Federal and foreign income taxes incurred	(24,034)	655	(1,924,805)
20. Net income (Line 18 minus Line 19)(to Line 22)	(60,528)	1,078,424	2,800,132
CAPITAL AND SURPLUS ACCOUNT			
21. Surplus as regards policyholders, December 31 prior year	19,615,055	17,428,361	17,428,348
22. Net income (from Line 20)	(60,528)	1,078,424	2,800,132
23. Net transfers (to) from Protected Cell accounts	0	0	0
24. Change in net unrealized capital gains or (losses) less capital gains tax of \$99	371	153,212	(1,054)
25. Change in net unrealized foreign exchange capital gain (loss)	0	0	0
26. Change in net deferred income tax	(6,269)	0	(436,308)
27. Change in nonadmitted assets	6,368	(339,935)	(1,039,125)
28. Change in provision for reinsurance	1,924	0	863,062
29. Change in surplus notes	0	0	0
30. Surplus (contributed to) withdrawn from protected cells	0	0	0
31. Cumulative effect of changes in accounting principles	0	0	0
32. Capital changes:			
32.1 Paid in	0	0	0
32.2 Transferred from surplus (Stock Dividend)	0	0	0
32.3 Transferred to surplus	0	0	0
33. Surplus adjustments:			
33.1 Paid in	0	0	0
33.2 Transferred to capital (Stock Dividend)	0	0	0
33.3 Transferred from capital	0	0	0
34. Net remittances from or (to) Home Office	0	0	0
35. Dividends to stockholders	0	0	0
36. Change in treasury stock	0	0	0
37. Aggregate write-ins for gains and losses in surplus	0	0	0
38. Change in surplus as regards policyholders (Lines 22 through 37)	(58,134)	891,701	2,186,707
39. Surplus as regards policyholders, as of statement date (Lines 21 plus 38)	19,556,921	18,320,062	19,615,055
DETAILS OF WRITE-INS			
0501.	0	0	0
0502.	0	0	0
0503.	0	0	0
0598. Summary of remaining write-ins for Line 5 from overflow page	0	0	0
0599. TOTALS (Lines 0501 through 0503 plus 0598) (Line 5 above)	0	0	0
1401. OTHER INCOME (EXPENSE).....	0	18	(95,601)
1402. RETROACTIVE REINSURANCE RESERVE-ASSUMED.....	0	(2,264,549)	0
1403. BAD DEBT - REINSURANCE.....	(1,924)	2,604,484	(863,062)
1498. Summary of remaining write-ins for Line 14 from overflow page	0	0	0
1499. TOTALS (Lines 1401 through 1403 plus 1498) (Line 14 above)	(1,924)	339,953	(958,663)
3701. CHANGE IN ADDITIONAL PENSION LIABILITY,	0	0	0
3702.	0	0	0
3703.	0	0	0
3798. Summary of remaining write-ins for Line 37 from overflow page	0	0	0
3799. TOTALS (Lines 3701 through 3703 plus 3798) (Line 37 above)	0	0	0

STATEMENT AS OF JUNE 30, 2021 OF THE Providence Washington Insurance Company

CASH FLOW

	1 Current Year To Date	2 Prior Year To Date	3 Prior Year Ended December 31
Cash from Operations			
1. Premiums collected net of reinsurance.....	0	0	0
2. Net investment income	144,103	667,064	1,314,599
3. Miscellaneous income	(7,660)	(178,487)	1,262,333
4. Total (Lines 1 to 3)	136,443	488,577	2,576,932
5. Benefit and loss related payments	(5,736)	(173,883)	4,527,749
6. Net transfers to Separate Accounts, Segregated Accounts and Protected Cell Accounts.....	0	0	0
7. Commissions, expenses paid and aggregate write-ins for deductions	216,891	1,305,694	3,473,603
8. Dividends paid to policyholders	0	0	0
9. Federal and foreign income taxes paid (recovered) net of \$ tax on capital gains (losses).....	0	0	(1,362,996)
10. Total (Lines 5 through 9)	211,155	1,131,812	6,638,356
11. Net cash from operations (Line 4 minus Line 10)	(74,712)	(643,235)	(4,061,424)
Cash from Investments			
12. Proceeds from investments sold, matured or repaid:			
12.1 Bonds	781,592	21,542,422	33,310,636
12.2 Stocks	0	0	0
12.3 Mortgage loans	0	0	0
12.4 Real estate	0	0	0
12.5 Other invested assets	0	349,017	0
12.6 Net gains or (losses) on cash, cash equivalents and short-term investments	0	(3)	2
12.7 Miscellaneous proceeds	0	1	0
12.8 Total investment proceeds (Lines 12.1 to 12.7)	781,592	21,891,437	33,310,638
13. Cost of investments acquired (long-term only):			
13.1 Bonds	6,582,363	15,020,372	26,942,872
13.2 Stocks	0	0	0
13.3 Mortgage loans	0	0	0
13.4 Real estate	0	0	0
13.5 Other invested assets	0	349,017	0
13.6 Miscellaneous applications	0	324,460	299,981
13.7 Total investments acquired (Lines 13.1 to 13.6)	6,582,363	15,693,849	27,242,853
14. Net increase (or decrease) in contract loans and premium notes	0	0	0
15. Net cash from investments (Line 12.8 minus Line 13.7 and Line 14)	(5,800,772)	6,197,588	6,067,784
Cash from Financing and Miscellaneous Sources			
16. Cash provided (applied):			
16.1 Surplus notes, capital notes	0	0	0
16.2 Capital and paid in surplus, less treasury stock.....	0	0	0
16.3 Borrowed funds	0	0	0
16.4 Net deposits on deposit-type contracts and other insurance liabilities	0	0	0
16.5 Dividends to stockholders	0	0	0
16.6 Other cash provided (applied).....	4,002,893	(5,003,411)	(1,087,788)
17. Net cash from financing and miscellaneous sources (Line 16.1 through Line 16.4 minus Line 16.5 plus Line 16.6).....	4,002,893	(5,003,411)	(1,087,788)
RECONCILIATION OF CASH, CASH EQUIVALENTS AND SHORT-TERM INVESTMENTS			
18. Net change in cash, cash equivalents and short-term investments (Line 11, plus Lines 15 and 17)	(1,872,591)	550,942	918,573
19. Cash, cash equivalents and short-term investments:			
19.1 Beginning of year.....	2,276,651	1,358,078	1,358,078
19.2 End of period (Line 18 plus Line 19.1)	404,060	1,909,019	2,276,651

Note: Supplemental disclosures of cash flow information for non-cash transactions:

20.0001. B07.01 Non Cash Bonds PW transfer to YIC.....		0	(20,324,030)
20.0002. CP 23.00 Non Cash Bonds PW transfer to YIC.....		0	20,324,030
20.0003. 3.3.01 Non Cash Funds Held Int.....		0	(95,653)
20.0004. 5.4.00 Non Cash ADC Losses.....		0	2,405,260
20.0005. 7.5.00 Non cash ADC Contingent Commission.....		0	37,213
20.0006. 7.5.01 Non cash ADC Expense Recharges.....		0	1,599,618
20.0007. 23.01 Non cash ADC FH Int & Expenses.....		0	(3,946,438)
20.0008.		0	0

NOTES TO FINANCIAL STATEMENTS

1. Summary of Significant Accounting Policies

A. Accounting Practices

The accompanying statutory financial statements of Providence Washington Insurance Company (the "Company") have been prepared in conformity with accounting practices prescribed or permitted by the Rhode Island Department of Business Regulation ("RIDBR").

The RIDBR recognizes only statutory accounting practices prescribed or permitted by the state of Rhode Island for determining and reporting the financial condition and results of operations of an insurance company, for determining its solvency under Rhode Island Insurance Law. The National Association of Insurance Commissioners' (NAIC) Accounting Practices and Procedures Manual version effective January 1, 2001, has been adopted as a component of prescribed or permitted practices by the state of Rhode Island.

The Rhode Island Insurance Department has the right to permit specific practices that deviate from prescribed practices.

Net Income	SSAP #	F/S Page	F/S Line #	June 30, 2021	December 31, 2020
(1) The Company's state basis (page 4, Line 20, Columns 1 & 2)	XXX	XXX	XXX	(60,528)	2,800,130
(2) State prescribed practices that increase/(decrease) from NAIC SAP:				—	—
(3) State permitted practices that are an increase/(decrease) from NAIC SAP:				—	—
(4) NAIC SAP (1-2-3=4)	XXX	XXX	XXX	(60,528)	2,800,130
Surplus					
(5) The Company's state basis (page 3, Line 37, Columns 1 & 2)	XXX	XXX	XXX	19,556,921	19,615,053
(6) State prescribed practices that increase/(decrease) from NAIC SAP:				—	—
(7) State permitted practices that are an increase/(decrease) from NAIC SAP:				—	—
(8) NAIC SAP (5-6-7=8)	XXX	XXX	XXX	19,556,921	19,615,053

B. Use of estimates in the preparation of the financial statements

No material change.

C. Accounting Policy

Loan-backed bonds and structured securities are stated at either amortized cost or the lower of amortized cost or fair market value. The constant yield scientific method including anticipated prepayment assumptions is used to value all securities. Changes in current prepayment assumptions are accounted for using the prospective method.

D. Going Concern

No material change.

2. Accounting Changes and Corrections of Errors

Not applicable.

3. Business Combinations and Goodwill

Not applicable.

4. Discontinued Operations

Not applicable.

5. Investments

A. Mortgage Loans, including Mezzanine Real Estate Loans

Not applicable.

B. Debt Restructuring

Not applicable.

C. Reverse Mortgages

Not applicable.

D. Loan-Backed Securities

- (1) Our asset manager uses a proprietary model for loss assumptions and widely accepted models for prepayment assumptions in valuing mortgage-backed and asset-backed securities with inputs from major third party data providers. It combines the effects of interest rates, volatility, and prepayment speeds based on Monte Carlo simulation with credit loss analysis and resulting effective analytics (spreads, duration, and convexity) and cash-flows are reported to clients on a monthly basis. Model assumptions are specific to asset class and collateral types and are regularly evaluated and adjusted where appropriate.

NOTES TO FINANCIAL STATEMENTS

- (2) The Company did not recognize any other-than-temporary-impairment during the current year.
- (3) The Company did not recognize any other-than-temporary-impairment during the current year.
- (4) All impaired securities (fair value is less than cost or amortized cost) for which an other-than-temporary impairment has not been recognized in earnings as a realized loss (including securities with a recognized other-than-temporary impairment for non-interest related declines when a non-recognized interest related impairment remains)

(a) Aggregate amount of unrealized losses:

1. Less than twelve months	\$	—
1. Twelve months or longer	\$	—

(a) Aggregate fair value of securities with unrealized losses:

1. Less than twelve months	\$	—
1. Twelve months or longer	\$	—

- (5) There are a number of factors that are considered in determining if there is not an other-than-temporary impairment on an investment, including but not limited to, debt burden, credit ratings sector, liquidity, financial flexibility, company management, expected earnings and cash flow stream, and economic prospects associated with the investment.

E. Dollar Repurchase Agreements and/or Securities Lending Transactions

Not applicable.

F. Repurchase Agreements Transactions Accounted for as Secured Borrowing

Not applicable.

G. Reverse Repurchase Agreements Transactions Accounted for as Secured Borrowing

Not applicable.

H. Repurchase Agreements Transactions Accounted for as a Sale

Not applicable.

I. Reverse Repurchase Agreements Transactions Accounted for as a Sale

Not applicable.

J. Real Estate

Not applicable.

K. Low Income Housing Tax Credits (LIHTC)

Not applicable.

L. Restricted Assets

No material change.

M. Working Capital Finance Investments

Not applicable.

N. Offsetting and Netting of Assets and Liabilities

Not applicable.

O. 5GI Securities

No material change.

P. Short Sale

Not applicable.

Q. Prepayment Penalty and Acceleration Fees

No material change.

R. Reporting Entity's Share of Cash Pool by Asset type.

Not applicable.

NOTES TO FINANCIAL STATEMENTS

6. Joint Ventures, Partnerships and Limited Liability Companies

Not applicable.

7. Investment income

Not applicable.

8. Derivative Instruments

A. Derivatives under SSAP No. 86-Derivatives

Not applicable.

B. Derivatives under SASP No. 108-Derivatives Hedging Variable Annuity Guarantees (Life/Fraternal Only)

Not applicable.

9. Income Taxes

No material change.

10. Information Concerning Parent, Subsidiaries, Affiliates and Other Related Parties

A. Effective June 30, 2021, Enstar Holdings (US) LLC ("Enstar Holdings"), a subsidiary of Enstar Group Limited, transferred all of the outstanding shares of the Company to Enstar Solutions LLC, a wholly-owned subsidiary of Enstar Holdings.

11. Debt

Not applicable.

12. Retirement Plans, Deferred Compensation, Postemployment Benefits and Compensated Absences and Other Postretirement Benefit Plans

No material change.

13. Capital and Surplus, Dividend Restrictions and Quasi-Reorganizations

No material change.

14. Contingencies

No material change.

15. Leases

No material change.

16. Information about Financial Instruments With Off-Balance Sheet Risk and Financial Instruments with Concentration of Credit Risk

Not applicable.

17. Sale, Transfer and Servicing of Financial Assets and Extinguishments of Liabilities

Not applicable.

18. Gain or Loss from Uninsured A&H Plans and Uninsured Portion of Partially Insured Plans

Not applicable.

19. Direct Premium Written/Produced by Managing General Agents/Third Party Administrators

Not applicable.

20. Fair Value Measurements

A .

(1) Asset Measured at Fair Value - Recurring Basis

NOTES TO FINANCIAL STATEMENTS

Description	Level 1	Level 2	Level 3	Net Asset Value (NAV)	Total
a. Asset on balance sheet at fair value					
Bonds	—	87,912	—	—	87,912
Common Stocks	—	—	—	—	—
Short-term Investment	—	—	—	—	—
Other Assets	—	—	—	—	—
Total assets at Fair Value	—	87,912	—	—	87,912

b. Liabilities on balance sheet at fair value

Not applicable

(2) Asset Measured at Fair Value Using Unobservable Inputs (Level 3)

Type	Ending Bal. as of Prior Quarter End	Transfer In/Out Level 3	Total gain/(loss) in Net Income	Total gain/(loss) in Surplus	Purchases/Sales/Settlements	Ending Bal. Current Quarter End
Bonds	—	—	—	—	—	—
Other Invested Assets	—	—	—	—	—	—
Total	—	—	—	—	—	—

(3) Policy on Transfers Into and Out of Level 3

The Company's policy is to recognize transfers in and out at the end of the reporting period, consistent with the date of the determination of fair value

(4) Inputs and Techniques Used for Level 2 and Level 3 Fair Values

- Level 1 - Fair value measurements of the equity securities and derivatives within this category are based on quoted prices in active markets and are thus classified as Level 1.
- Level 2 - Fair value measurements of these items were determined by independent pricing services using observable inputs. Others were based on quotes from markets which were not considered actively traded. The Company has no assets or liabilities measured at fair value in Level 2.
- Level 3 - Fair value measurements of these items use significant inputs that are unobservable. The Company has no assets or liabilities measured at fair value in Level 3.

(5) Derivative Fair Values

Not applicable.

B. Other Fair Value Disclosures

Not Applicable.

C. Aggregated Fair Value by Hierarchy Level

The table below shows the fair values of all financial instruments excluding those accounted for under the equity method (subsidiaries, joint ventures and ventures).

Type of Finance Instrument	Aggregate Fair Value	Admitted Assets	(Level 1)	(Level 2)	(Level 3)	Net Asset Value (NAV)	Not Practicable (Carrying Value)
Bonds	\$ 18,808,531	\$ 18,492,508	—	\$ 18,808,531	\$ —	—	—
Common Stock	—	—	—	—	—	—	—
Cash Equivalents	398,368	398,368	398,368	—	—	—	—
Other Invested Assets	479,983	700,000	—	—	479,983	—	—

D. Items for which Not Practicable to Estimate Fair Values

Not applicable.

21. Other Items

The World Health Organization (WHO), on March 11, 2020, declared the coronavirus, COVID-19, outbreak as a global pandemic. The Company is closely monitoring the outbreak and actively assessing the potential impact to all stakeholders. The Company has a formal business continuity plan which is being continually reviewed in light of current developments and being actively deployed as events

NOTES TO FINANCIAL STATEMENTS

require, which includes office closures where required. From an employee wellbeing and business continuity perspective Enstar is proactively monitoring this outbreak by maintaining continuous dialogue regarding its status and issuing periodic updates and guidance to all staff on preventative measures to maintaining good health. The Company is not able to estimate the ultimate impact of the COVID-19 pandemic and the recent volatility in the financial markets will have on the Company's business, financial position, results of operations or liquidity in the future. As the situation evolves the Company is regularly assessing the impact on solvency capital in line with established risk metrics and in compliance with the Company's risk appetite.

On May 11, 2021, Everspan Insurance Company, an Arizona-domiciled insurance company ("Buyer"), Enstar Holdings (US) LLC, a Delaware limited liability company ("Enstar Holdings"), and Enstar Solutions LLC entered into a Stock Purchase Agreement ("SPA") pursuant to which Enstar Holdings agreed to sell to Buyer all of the issued and outstanding shares of the Company. Following the signed SPA, the Form A filed by Buyer is pending approval by Rhode Island Department of Business Regulation.

22. Events Subsequent

On July 30, 2021, the Company filed a Form D for approval from the Rhode Island Department of Business Regulation of a proposed payment of an extraordinary cash dividend to its Parent in the amount of \$6,650,000.

23. Reinsurance

No material change.

24. Retrospectively Rated Contracts and Contracts Subject to Redetermination

No material change.

25. Changes in Incurred Losses and Loss Adjustment Expenses

The Company has no incurred losses, as of June 30, 2021, due to the Net Retained Liability Agreement (NRLA) with Yosemite Insurance Company.

26. Intercompany Pooling Arrangements

Not applicable.

27. Structured Settlements

No material change.

28. Health Care Receivables

Not applicable.

29. Participating Accident and Health Policies

Not applicable.

30. Premium Deficiency Reserves

No material change.

31. High Deductibles

No material change.

32. Discounting of Liabilities for Unpaid Losses and Unpaid Loss Adjustment Expenses

No material change.

33. Asbestos and Environmental Reserves

No material change.

34. Subscriber Savings Accounts

Not applicable.

35. Multiple Peril Crop Insurance

Not applicable.

36. Financial Guaranty Insurance

Not applicable.

GENERAL INTERROGATORIES

PART 1 - COMMON INTERROGATORIES GENERAL

- 1.1 Did the reporting entity experience any material transactions requiring the filing of Disclosure of Material Transactions with the State of Domicile, as required by the Model Act? Yes [] No [X]
- 1.2 If yes, has the report been filed with the domiciliary state? Yes [] No []
- 2.1 Has any change been made during the year of this statement in the charter, by-laws, articles of incorporation, or deed of settlement of the reporting entity? Yes [] No [X]
- 2.2 If yes, date of change:
- 3.1 Is the reporting entity a member of an Insurance Holding Company System consisting of two or more affiliated persons, one or more of which is an insurer? Yes [X] No []
If yes, complete Schedule Y, Parts 1 and 1A.
- 3.2 Have there been any substantial changes in the organizational chart since the prior quarter end? Yes [] No [X]
- 3.3 If the response to 3.2 is yes, provide a brief description of those changes.
.....
- 3.4 Is the reporting entity publicly traded or a member of a publicly traded group? Yes [X] No []
- 3.5 If the response to 3.4 is yes, provide the CIK (Central Index Key) code issued by the SEC for the entity/group.....1363829
- 4.1 Has the reporting entity been a party to a merger or consolidation during the period covered by this statement? Yes [] No [X]
If yes, complete and file the merger history data file with the NAIC.
- 4.2 If yes, provide the name of entity, NAIC Company Code, and state of domicile (use two letter state abbreviation) for any entity that has ceased to exist as a result of the merger or consolidation.

1 Name of Entity	2 NAIC Company Code	3 State of Domicile

5. If the reporting entity is subject to a management agreement, including third-party administrator(s), managing general agent(s), attorney-in-fact, or similar agreement, have there been any significant changes regarding the terms of the agreement or principals involved? Yes [] No [X] NA []
If yes, attach an explanation.
- 6.1 State as of what date the latest financial examination of the reporting entity was made or is being made.12/31/2018
- 6.2 State the as of date that the latest financial examination report became available from either the state of domicile or the reporting entity. This date should be the date of the examined balance sheet and not the date the report was completed or released.12/31/2018
- 6.3 State as of what date the latest financial examination report became available to other states or the public from either the state of domicile or the reporting entity. This is the release date or completion date of the examination report and not the date of the examination (balance sheet date).06/30/2020
- 6.4 By what department or departments?
.....
- 6.5 Have all financial statement adjustments within the latest financial examination report been accounted for in a subsequent financial statement filed with Departments? Yes [X] No [] NA []
- 6.6 Have all of the recommendations within the latest financial examination report been complied with? Yes [X] No [] NA []
- 7.1 Has this reporting entity had any Certificates of Authority, licenses or registrations (including corporate registration, if applicable) suspended or revoked by any governmental entity during the reporting period? Yes [] No [X]
- 7.2 If yes, give full information:
.....
- 8.1 Is the company a subsidiary of a bank holding company regulated by the Federal Reserve Board?..... Yes [] No [X]
- 8.2 If response to 8.1 is yes, please identify the name of the bank holding company.
.....
- 8.3 Is the company affiliated with one or more banks, thrifts or securities firms?..... Yes [] No [X]
- 8.4 If response to 8.3 is yes, please provide below the names and location (city and state of the main office) of any affiliates regulated by a federal regulatory services agency [i.e. the Federal Reserve Board (FRB), the Office of the Comptroller of the Currency (OCC), the Federal Deposit Insurance Corporation (FDIC) and the Securities Exchange Commission (SEC)] and identify the affiliate's primary federal regulator.]

1 Affiliate Name	2 Location (City, State)	3 FRB	4 OCC	5 FDIC	6 SEC

GENERAL INTERROGATORIES

- 9.1 Are the senior officers (principal executive officer, principal financial officer, principal accounting officer or controller, or persons performing similar functions) of the reporting entity subject to a code of ethics, which includes the following standards? Yes No
- (a) Honest and ethical conduct, including the ethical handling of actual or apparent conflicts of interest between personal and professional relationships;
 - (b) Full, fair, accurate, timely and understandable disclosure in the periodic reports required to be filed by the reporting entity;
 - (c) Compliance with applicable governmental laws, rules and regulations;
 - (d) The prompt internal reporting of violations to an appropriate person or persons identified in the code; and
 - (e) Accountability for adherence to the code.

9.11 If the response to 9.1 is No, please explain:

- 9.2 Has the code of ethics for senior managers been amended? Yes No

9.21 If the response to 9.2 is Yes, provide information related to amendment(s).

- 9.3 Have any provisions of the code of ethics been waived for any of the specified officers? Yes No

9.31 If the response to 9.3 is Yes, provide the nature of any waiver(s).

FINANCIAL

- 10.1 Does the reporting entity report any amounts due from parent, subsidiaries or affiliates on Page 2 of this statement?..... Yes No

10.2 If yes, indicate any amounts receivable from parent included in the Page 2 amount:..... \$

INVESTMENT

- 11.1 Were any of the stocks, bonds, or other assets of the reporting entity loaned, placed under option agreement, or otherwise made available for use by another person? (Exclude securities under securities lending agreements.) Yes No

11.2 If yes, give full and complete information relating thereto:

12. Amount of real estate and mortgages held in other invested assets in Schedule BA: \$

13. Amount of real estate and mortgages held in short-term investments: \$

- 14.1 Does the reporting entity have any investments in parent, subsidiaries and affiliates? Yes No

14.2 If yes, please complete the following:

	1	2
	Prior Year-End Book/Adjusted Carrying Value	Current Quarter Book/Adjusted Carrying Value
14.21 Bonds	\$0	\$
14.22 Preferred Stock	\$0	\$
14.23 Common Stock	\$0	\$
14.24 Short-Term Investments	\$0	\$
14.25 Mortgage Loans on Real Estate	\$	\$
14.26 All Other	\$	\$
14.27 Total Investment in Parent, Subsidiaries and Affiliates (Subtotal Lines 14.21 to 14.26).....	\$0	\$0
14.28 Total Investment in Parent included in Lines 14.21 to 14.26 above	\$	\$

- 15.1 Has the reporting entity entered into any hedging transactions reported on Schedule DB? Yes No

- 15.2 If yes, has a comprehensive description of the hedging program been made available to the domiciliary state? Yes No NA

If no, attach a description with this statement.

16 For the reporting entity's security lending program, state the amount of the following as of the current statement date:

16.1 Total fair value of reinvested collateral assets reported on Schedule DL, Parts 1 and 2	\$0
16.2 Total book adjusted/carrying value of reinvested collateral assets reported on Schedule DL, Parts 1 and 2	\$0
16.3 Total payable for securities lending reported on the liability page	\$0

GENERAL INTERROGATORIES

17. Excluding items in Schedule E – Part 3 – Special Deposits, real estate, mortgage loans and investments held physically in the reporting entity’s offices, vaults or safety deposit boxes, were all stocks, bonds and other securities, owned throughout the current year held pursuant to a custodial agreement with a qualified bank or trust company in accordance with Section 1, III – General Examination Considerations, F. Outsourcing of Critical Functions, Custodial or Safekeeping Agreements of the NAIC *Financial Condition Examiners Handbook*?

Yes No

17.1 For all agreements that comply with the requirements of the NAIC *Financial Condition Examiners Handbook*, complete the following:

1 Name of Custodian(s)	2 Custodian Address
Bank of New York Mellon.....	BNY Mellon Center, 500 Grant St, Pittsburgh, PA 15258.....

17.2 For all agreements that do not comply with the requirements of the NAIC *Financial Condition Examiners Handbook*, provide the name, location and a complete explanation:

1 Name(s)	2 Location(s)	3 Complete Explanation(s)

17.3 Have there been any changes, including name changes, in the custodian(s) identified in 17.1 during the current quarter?

Yes No

17.4 If yes, give full and complete information relating thereto:

1 Old Custodian	2 New Custodian	3 Date of Change	4 Reason

17.5 Investment management – Identify all investment advisors, investment managers, broker/dealers, including individuals that have the authority to make investment decisions on behalf of the reporting entity. For assets that are managed internally by employees of the reporting entity, note as such. [...that have access to the investment accounts"; "...handle securities"]

1 Name of Firm or Individual	2 Affiliation
Wellington Management Company LLP.....	U.....

17.5097 For those firms/individuals listed in the table for Question 17.5, do any firms/individuals unaffiliated with the reporting entity (i.e., designated with a “U”) manage more than 10% of the reporting entity’s invested assets?

Yes No

17.5098 For firms/individuals unaffiliated with the reporting entity (i.e., designated with a “U”) listed in the table for Question 17.5, does the total assets under management aggregate to more than 50% of the reporting entity’s invested assets?

Yes No

17.6 For those firms or individuals listed in the table for 17.5 with an affiliation code of “A” (affiliated) or “U” (unaffiliated), provide the information for the table below.

1 Central Registration Depository Number	2 Name of Firm or Individual	3 Legal Entity Identifier (LEI)	4 Registered With	5 Investment Management Agreement (IMA) Filed
106595.....	Wellington Management Company LLP.....	549300YHP12TEZNLX41.....	Securities and Exchange Commission.....	NO.....

18.1 Have all the filing requirements of the *Purposes and Procedures Manual of the NAIC Investment Analysis Office* been followed?

Yes No

18.2 If no, list exceptions:

.....

19. By self-designating 5GI securities, the reporting entity is certifying the following elements for each self-designated 5GI security:

- Documentation necessary to permit a full credit analysis of the security does not exist or an NAIC CRP credit rating for an FE or
- a. PL security is not available.
- b. Issuer or obligor is current on all contracted interest and principal payments.
- c. The insurer has an actual expectation of ultimate payment of all contracted interest and principal.

Has the reporting entity self-designated 5GI securities?.....

Yes No

20. By self-designating PLGI securities, the reporting entity is certifying the following elements of each self-designated PLGI security:

- a. The security was purchased prior to January 1, 2018.
- b. The reporting entity is holding capital commensurate with the NAIC Designation reported for the security.
- The NAIC Designation was derived from the credit rating assigned by an NAIC CRP in its legal capacity as a NRSRO which is
- c. shown on a current private letter rating held by the insurer and available for examination by state insurance regulators.
- d. The reporting entity is not permitted to share this credit rating of the PL security with the SVO.

Has the reporting entity self-designated PLGI securities?.....

Yes No

GENERAL INTERROGATORIES

21. By assigning FE to a Schedule BA non-registered private fund, the reporting entity is certifying the following elements of each self-designated FE fund:.....
- a. The shares were purchased prior to January 1, 2019.
 - b. The reporting entity is holding capital commensurate with the NAIC Designation reported for the security.
 - c. The security had a public credit rating(s) with annual surveillance assigned by an NAIC CRP in its legal capacity as an NRSRO prior to January 1, 2019.
 - d. The fund only or predominantly holds bonds in its portfolio.
 - e. The current reported NAIC Designation was derived from the public credit rating(s) with annual surveillance assigned by an NAIC CRP in its legal capacity as an NRSRO.
 - f. The public credit rating(s) with annual surveillance assigned by an NAIC CRP has not lapsed.

Has the reporting entity assigned FE to Schedule BA non-registered private funds that complied with the above criteria?

Yes [] No [X]

GENERAL INTERROGATORIES
PART 2 - PROPERTY & CASUALTY INTERROGATORIES

1. If the reporting entity is a member of a pooling arrangement, did the agreement or the reporting entity's participation change? Yes [] No [X] NA []
 If yes, attach an explanation.

2. Has the reporting entity reinsured any risk with any other reporting entity and agreed to release such entity from liability, in whole or in part, from any loss that may occur on the risk, or portion thereof, reinsured? Yes [] No [X]
 If yes, attach an explanation.

3.1 Have any of the reporting entity's primary reinsurance contracts been canceled? Yes [] No [X]

3.2 If yes, give full and complete information thereto.

4.1 Are any of the liabilities for unpaid losses and loss adjustment expenses other than certain workers' compensation tabular reserves (see *Annual Statement Instructions* pertaining to disclosure of discounting for definition of "tabular reserves,") discounted at a rate of interest greater than zero? Yes [] No [X]

4.2 If yes, complete the following schedule:

1 Line of Business	2 Maximum Interest	3 Discount Rate	TOTAL DISCOUNT				DISCOUNT TAKEN DURING PERIOD			
			4 Unpaid Losses	5 Unpaid LAE	6 IBNR	7 TOTAL	8 Unpaid Losses	9 Unpaid LAE	10 IBNR	11 TOTAL
TOTAL			0	0	0	0	0	0	0	0

5. Operating Percentages:

5.1 A&H loss percent %
 5.2 A&H cost containment percent %
 5.3 A&H expense percent excluding cost containment expenses %

6.1 Do you act as a custodian for health savings accounts? Yes [] No [X]

6.2 If yes, please provide the amount of custodial funds held as of the reporting date \$

6.3 Do you act as an administrator for health savings accounts? Yes [] No [X]

6.4 If yes, please provide the balance of the funds administered as of the reporting date \$

7. Is the reporting entity licensed or chartered, registered, qualified, eligible or writing business in at least two states? Yes [X] No []

7.1 If no, does the reporting entity assume reinsurance business that covers risks residing in at least one state other than the state of domicile of the reporting entity? Yes [] No []

STATEMENT AS OF JUNE 30, 2021 OF THE Providence Washington Insurance Company

SCHEDULE T - EXHIBIT OF PREMIUMS WRITTEN

Current Year to Date – Allocated by States and Territories

States, etc.	1 Active Status (a)	Direct Premiums Written		Direct Losses Paid (Deducting Salvage)		Direct Losses Unpaid	
		2 Current Year To Date	3 Prior Year To Date	4 Current Year To Date	5 Prior Year To Date	6 Current Year To Date	7 Prior Year To Date
1. Alabama	AL	L	0	0	295	0	48,309
2. Alaska	AK	L	0	0	359,723	0	3,858,420
3. Arizona	AZ	L	0	6,441	(129,969)	184,386	1,368,285
4. Arkansas	AR	L	0	0	0	0	0
5. California	CA	L	0	66,594	215,044	3,774,782	10,454,118
6. Colorado	CO	L	0	96	1,088	88,273	91,195
7. Connecticut	CT	L	0	0	0	0	654,185
8. Delaware	DE	L	0	0	0	0	3
9. Dist. Columbia	DC	L	0	0	0	0	0
10. Florida	FL	L	0	0	0	0	10,629
11. Georgia	GA	L	0	0	30,462	0	100,965
12. Hawaii	HI	N	0	0	0	0	0
13. Idaho	ID	L	0	0	0	0	0
14. Illinois	IL	L	0	0	0	11	858,771
15. Indiana	IN	L	0	0	4,710	0	14,657
16. Iowa	IA	L	0	0	0	0	0
17. Kansas	KS	L	0	0	0	0	0
18. Kentucky	KY	L	0	0	0	0	0
19. Louisiana	LA	L	0	0	0	0	0
20. Maine	ME	L	0	0	0	0	0
21. Maryland	MD	L	0	0	0	0	0
22. Massachusetts	MA	L	0	43,357	35,888	632,182	970,378
23. Michigan	MI	L	0	0	4,472	0	273,839
24. Minnesota	MN	L	0	0	0	0	0
25. Mississippi	MS	L	0	0	2,783	0	17,699
26. Missouri	MO	L	0	0	0	0	3
27. Montana	MT	L	0	0	0	0	0
28. Nebraska	NE	L	0	0	0	0	0
29. Nevada	NV	L	0	0	0	0	0
30. New Hampshire	NH	L	0	0	1,157	0	22,011
31. New Jersey	NJ	L	0	1,167	12,624	179,272	1,703,769
32. New Mexico	NM	L	0	0	0	0	0
33. New York	NY	L	0	228,721	899,267	3,720,939	4,046,519
34. No. Carolina	NC	L	0	0	5,035	0	194,054
35. No. Dakota	ND	L	0	0	0	0	0
36. Ohio	OH	L	0	0	0	0	95,157
37. Oklahoma	OK	L	0	0	0	0	0
38. Oregon	OR	L	0	0	(7,663)	0	843,983
39. Pennsylvania	PA	L	0	3,690	22,445	52,310	455,213
40. Rhode Island	RI	L	0	0	3,739	0	203,817
41. So. Carolina	SC	L	0	0	0	0	0
42. So. Dakota	SD	L	0	0	0	0	0
43. Tennessee	TN	L	0	0	11,590	0	623,660
44. Texas	TX	L	0	409	138,388	1,146,421	2,424,116
45. Utah	UT	N	0	61	0	64,984	77,124
46. Vermont	VT	L	0	0	0	0	0
47. Virginia	VA	L	0	0	0	0	0
48. Washington	WA	L	0	88,953	162,484	17,893,919	10,667,429
49. West Virginia	WV	L	0	0	0	0	0
50. Wisconsin	WI	L	0	0	0	0	0
51. Wyoming	WY	N	0	0	0	0	0
52. American Samoa	AS	N	0	0	0	0	0
53. Guam	GU	N	0	0	0	0	0
54. Puerto Rico	PR	N	0	0	0	0	0
55. U.S. Virgin Islands	VI	N	0	0	0	0	0
56. Northern Mariana Islands	MP	N	0	0	0	0	0
57. Canada	CAN	N	0	0	0	0	0
58. Aggregate Other Alien	OT	XXX	0	0	0	0	0
59. Totals	XXX		0	439,489	1,773,562	27,737,479	40,078,308
DETAILS OF WRITE-INS							
58001.	XXX						
58002.	XXX						
58003.	XXX						
58998. Summary of remaining write-ins for Line 58 from overflow page.	XXX	0	0	0	0	0	0
58999. TOTALS (Lines 58001 through 58003 plus 58998) (Line 58 above)	XXX	0	0	0	0	0	0

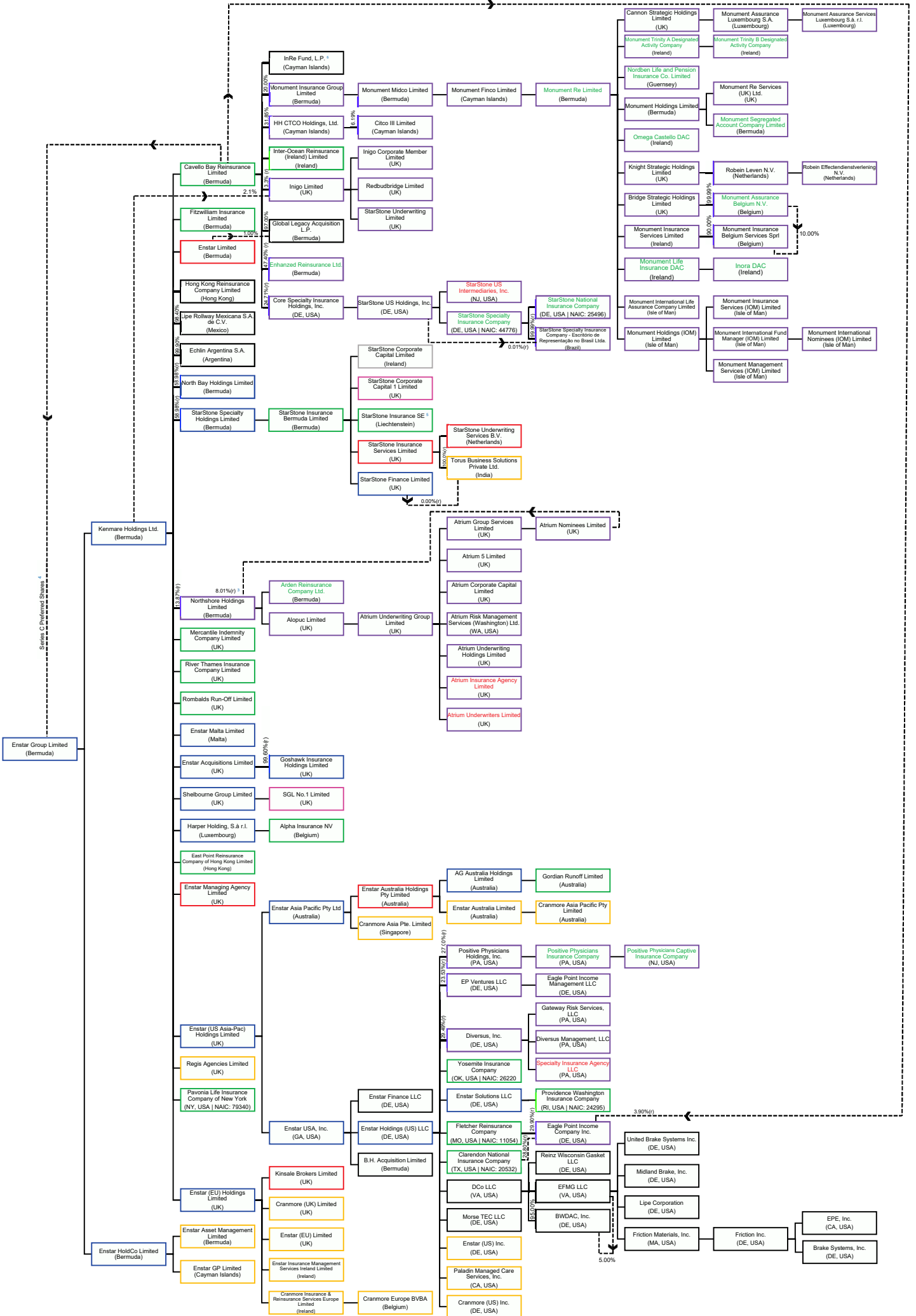
(a) Active Status Counts

L – Licensed or Chartered – Licensed insurance carrier or domiciled RRG48 R – Registered – Non-domiciled RRGs 0
 E – Eligible – Reporting entities eligible or approved to write surplus lines in the state (other than their state of domicile – See DSLI) 0 Q – Qualified – Qualified or accredited reinsurer 0
 D – Domestic Surplus Lines Insurer (DSLII) – Reporting entities authorized to write surplus lines in the state of domicile0 N – None of the above – Not allowed to write business in the state9

STATEMENT AS OF JUNE 30 2021 FOR THE Providence Waashington Insurance Company
SCHEDULE Y - PART 1



Enstar Corporate Structure Chart¹
Enstar Group Limited and its Subsidiaries – as at June 30, 2021



Notes

- Unless otherwise noted, each entity is wholly held by the parent before it. Any ownership percentages followed by '(r)' are rounded to the nearest hundredth.
- In the ordinary course of managing the assets in our investment portfolios, we may from time to time passively invest in equity or other security holdings of companies we do not control and/or which do not conduct insurance related business; such entities are not reflected in this chart. The legal names of noncontrolling investments featured herein in green are classified as insurance / reinsurance entities, while those in red are classified as other regulated / licensed entities, and those in black are none of the aforementioned.
- Atrium Nominees Limited holds an equity interest in Northshore Holdings Limited on behalf of employee participants in any of Atrium's equity/share/incentive plans.
- Cavello Bay Reinsurance Limited holds a minority variable non-voting economic interest in Enstar Group Limited in the form of Series C Preferred Stock.
- StarStone Finance Limited holds a minority 26.2616% non-voting economic interest in StarStone Insurance SE in the form of non-voting Preference Stock Shares.
- Enstar GP Limited is the General Partner of InRe Fund, L.P., while Cavello Bay Reinsurance Limited is the sole Limited Partner.

Key

- Holding Entity
- Insurance / Reinsurance Entity
- Other Regulated / Licensed Entity
- Service Entity
- Noncontrolling Investment ²
- Representative Company
- Active Lloyd's Corporate Member
- Dormant Lloyd's Corporate Member
- Unregulated Entity / Non-Insurance Entity



STATEMENT AS OF JUNE 30, 2021 OF THE Providence Washington Insurance Company

SCHEDULE Y
PART 1A – DETAIL OF INSURANCE HOLDING COMPANY SYSTEM

1	2	3	4	5	6	7	8	9	10	11	12	13	14	15	16
Group Code	Group Name	NAIC Company Code	ID Number	Federal RSSD	CIK	Name of Securities Exchange if Publicly Traded (U.S. or International)	Names of Parent, Subsidiaries or Affiliates	Domiciliary Location	Relationship to Reporting Entity	Directly Controlled by (Name of Entity/Person)	Type of Control (Ownership, Board, Management, Attorney-in-Fact, Influence, Other)	If Control is Ownership Provide Percentage	Ultimate Controlling Entity(ies)/Person(s)	Is an SCA Filing Required? (Y/N)	*
00000		00000					AG Australia Holdings Limited	AUS	NIA	Enstar Australia Holdings Pty Limited	Ownership, Board, Management	100.0	Enstar Group Limited	N	.0
00000		00000					Alopuc Limited	GBR	NIA	Northshore Holdings Limited	Ownership, Board, Management	100.0	Enstar Group Limited	N	.0
00000		00000					Alpha Insurance NV	BEL	IA	Harper Holding, S. r.l	Ownership, Board, Management	100.0	Enstar Group Limited	N	.0
00000		00000					Arden Reinsurance Company Ltd	BMU	NIA	Northshore Holdings Limited	Ownership, Board, Management	100.0	Enstar Group Limited	N	.0
00000		00000					Atrium 5 Limited	GBR	IA	Atrium Underwriting Group Limited	Ownership, Board, Management	100.0	Enstar Group Limited	N	.0
00000		00000					Atrium Corporate Capital Limited	GBR	IA	Atrium Underwriting Group Limited	Ownership, Board, Management	100.0	Enstar Group Limited	N	.0
00000		00000					Atrium Group Services Limited	GBR	IA	Atrium Underwriting Group Limited	Ownership, Board, Management	100.0	Enstar Group Limited	N	.0
00000		00000					Atrium Insurance Agency Limited	GBR	IA	Atrium Underwriting Group Limited	Ownership, Board, Management	100.0	Enstar Group Limited	N	.0
00000		00000					Atrium Nominees Limited	GBR	IA	Atrium Group Services Limited	Ownership, Board, Management	100.0	Enstar Group Limited	N	.0
00000		00000	60-2912499				Atrium Risk Management Services (Washington) Ltd	WA	IA	Atrium Underwriting Group Limited	Ownership, Board, Management	100.0	Enstar Group Limited	N	.0
00000		00000					Atrium Underwriters Limited	GBR	IA	Atrium Underwriting Group Limited	Ownership, Board, Management	100.0	Enstar Group Limited	N	.0
00000		00000					Atrium Underwriting Group Limited	GBR	IA	Alopuc Limited	Ownership, Board, Management	100.0	Enstar Group Limited	N	.0
00000		00000					Atrium Underwriting Holdings Limited	GBR	IA	Atrium Underwriting Group Limited	Ownership, Board, Management	100.0	Enstar Group Limited	N	.0
00000		00000					B.H. Acquisition Limited	BMU	NIA	Enstar USA, Inc	Ownership, Board, Management	100.0	Enstar Group Limited	N	.0
00000		00000	06-1121716				Brake Systems, Inc	DE	NIA	Friction Inc	Ownership, Board, Management	100.0	Enstar Group Limited	N	.0

STATEMENT AS OF JUNE 30, 2021 OF THE Providence Washington Insurance Company

SCHEDULE Y
PART 1A – DETAIL OF INSURANCE HOLDING COMPANY SYSTEM

1	2	3	4	5	6	7	8	9	10	11	12	13	14	15	16
Group Code	Group Name	NAIC Company Code	ID Number	Federal RSSD	CIK	Name of Securities Exchange if Publicly Traded (U.S. or International)	Names of Parent, Subsidiaries or Affiliates	Domiciliary Location	Relationship to Reporting Entity	Directly Controlled by (Name of Entity/Person)	Type of Control (Ownership, Board, Management, Attorney-in-Fact, Influence, Other)	If Control is Ownership Provide Percentage	Ultimate Controlling Entity(ies)/Person(s)	Is an SCA Filing Required? (Y/N)	*
00000		00000					Bridge Strategic Holdings Limited	GBR	NIA	Monument Re Limited	Ownership, Board, Management	100.0	Enstar Group Limited	N	0
00000		00000	06-1043482				BWDAC, Inc	DE	NIA	DCo LLC	Ownership, Board, Management	95.0	Enstar Group Limited	N	0
00000		00000	06-1043482				BWDAC, Inc	DE	NIA	EFMG LLC	Ownership, Board, Management	5.0	Enstar Group Limited	N	0
00000		00000					Cannon Strategic Holdings Limited	GBR	NIA	Monument Re Limited	Ownership, Board, Management	100.0	Enstar Group Limited	N	0
00000		00000					Cavello Bay Reinsurance Limited	BMU	IA	Kenmare Holdings Ltd	Ownership, Board, Management	100.0	Enstar Group Limited	N	0
00000		00000					Citco III Limited	CYM	NIA	HH CTCO Holdings, Ltd	Ownership, Board, Management	6.2	Enstar Group Limited	N	0
04725	Enstar Grp	20532	52-0266645				Clarendon National Insurance Company	TX	IA	Enstar Holdings (US) LLC	Ownership, Board, Management	100.0	Enstar Group Limited	N	0
00000		00000					Core Specialty Insurance Holdings, Inc	DE	NIA	Cavello Bay Reinsurance Limited	Ownership, Board, Management	24.7	Enstar Group Limited	N	0
00000		00000					Cranmore (UK) Limited	GBR	NIA	Enstar (EU) Holdings Limited	Ownership, Board, Management	100.0	Enstar Group Limited	N	0
00000		00000	20-0683950				Cranmore (US) Inc	DE	NIA	Enstar Holdings (US) LLC	Ownership, Board, Management	100.0	Enstar Group Limited	N	0
00000		00000					Cranmore Asia Pacific Pty Limited	AUS	NIA	Enstar Australia Limited	Ownership, Board, Management	100.0	Enstar Group Limited	N	0
00000		00000					Cranmore Asia Pte. Limited	SGP	NIA	Enstar Asia Pacific Pty Ltd	Ownership, Board, Management	100.0	Enstar Group Limited	N	0
00000		00000					Cranmore Europe BVBA Cranmore Insurance & Reinsurance Services Europe Limited	BEL	NIA	Cranmore Insurance & Reinsurance Services Europe Limited	Ownership, Board, Management	100.0	Enstar Group Limited	N	0
00000		00000					Cranmore Europe BVBA Cranmore Insurance & Reinsurance Services Europe Limited	IRL	NIA	Enstar (EU) Holdings Limited	Ownership, Board, Management	100.0	Enstar Group Limited	N	0
00000		00000	45-0587344				DCo LLC	VA	NIA	Enstar Holdings (US) LLC	Ownership, Board, Management	100.0	Enstar Group Limited	N	0
00000		00000	47-4233575				Diversus Management, LLC	PA	NIA	Diversus, Inc	Ownership, Board, Management	100.0	Enstar Group Limited	N	0

12.1

STATEMENT AS OF JUNE 30, 2021 OF THE Providence Washington Insurance Company

SCHEDULE Y
PART 1A – DETAIL OF INSURANCE HOLDING COMPANY SYSTEM

1	2	3	4	5	6	7	8	9	10	11	12	13	14	15	16
Group Code	Group Name	NAIC Company Code	ID Number	Federal RSSD	CIK	Name of Securities Exchange if Publicly Traded (U.S. or International)	Names of Parent, Subsidiaries or Affiliates	Domiciliary Location	Relationship to Reporting Entity	Directly Controlled by (Name of Entity/Person)	Type of Control (Ownership, Board, Management, Attorney-in-Fact, Influence, Other)	If Control is Ownership Provide Percentage	Ultimate Controlling Entity(ies)/Person(s)	Is an SCA Filing Required? (Y/N)	*
00000		00000	46-2416695				Diversus, Inc.	DE	NIA	Enstar Holdings (US) LLC	Ownership	29.5	Enstar Group Limited	N	0
00000		00000			0001754836	NYSE	Eagle Point Income Company Inc.	DE	NIA	Cavello Bay Reinsurance Limited	Ownership	3.9	Enstar Group Limited	N	0
00000		00000			0001754836	NYSE	Eagle Point Income Company Inc.	DE	NIA	Clarendon National Insurance Company	Ownership	28.8	Enstar Group Limited	N	0
00000		00000			0001754836	NYSE	Eagle Point Income Company Inc.	DE	NIA	Eagle Point Income Management LLC	Management		Enstar Group Limited	N	0
00000		00000			0001754836	NYSE	Eagle Point Income Company Inc.	DE	NIA	Fletcher Reinsurance Company	Ownership	29.9	Enstar Group Limited	N	0
00000		00000					Eagle Point Income Management LLC	DE	NIA	EP Ventures LLC	Ownership	100.0	Enstar Group Limited	N	0
00000		00000					East Point Reinsurance Company of Hong Kong Limited	HKG	IA	Kenmare Holdings Ltd	Ownership, Board, Management	100.0	Enstar Group Limited	N	0
00000		00000					Echlin Argentina S.A	ARG	NIA	Kenmare Holdings Ltd	Ownership, Board, Management	99.9	Enstar Group Limited	N	0
00000		00000	16-1638383				EFMG LLC	VA	NIA	DCo LLC	Ownership, Board, Management	100.0	Enstar Group Limited	N	0
00000		00000					Enhanced Reinsurance Ltd	BMU	IA	Cavello Bay Reinsurance Limited	Ownership	47.4	Enstar Group Limited	N	0
00000		00000					Enstar Asset Management Limited	BMU	NIA	Enstar Holdco Limited	Ownership, Board, Management	100.0	Enstar Group Limited	N	0
00000		00000					Enstar (EU) Holdings Limited	GBR	NIA	Kenmare Holdings Ltd	Ownership, Board, Management	100.0	Enstar Group Limited	N	0
00000		00000					Enstar (EU) Limited	GBR	NIA	Enstar (EU) Holdings Limited	Ownership, Board, Management	100.0	Enstar Group Limited	N	0
00000		00000					Enstar (US Asia-Pac) Holdings Limited	GBR	NIA	Kenmare Holdings Ltd	Ownership, Board, Management	100.0	Enstar Group Limited	N	0
00000		00000	20-0683870				Enstar (US) Inc	DE	NIA	Enstar Holdings (US) LLC	Ownership, Board, Management	100.0	Enstar Group Limited	N	0
00000		00000					Enstar Acquisitions Limited	GBR	NIA	Kenmare Holdings Ltd	Ownership, Board, Management	100.0	Enstar Group Limited	N	0
00000		00000					Enstar Asia Pacific Pty Ltd	AUS	IA	Enstar (US Asia-Pac) Holdings Limited	Ownership, Board, Management	100.0	Enstar Group Limited	N	0
00000		00000					Enstar Australia Holdings Pty Limited	AUS	NIA	Enstar Asia Pacific Pty Ltd	Ownership, Board, Management	100.0	Enstar Group Limited	N	0

12.2

STATEMENT AS OF JUNE 30, 2021 OF THE Providence Washington Insurance Company

SCHEDULE Y
PART 1A – DETAIL OF INSURANCE HOLDING COMPANY SYSTEM

1	2	3	4	5	6	7	8	9	10	11	12	13	14	15	16
Group Code	Group Name	NAIC Company Code	ID Number	Federal RSSD	CIK	Name of Securities Exchange if Publicly Traded (U.S. or International)	Names of Parent, Subsidiaries or Affiliates	Domiciliary Location	Relationship to Reporting Entity	Directly Controlled by (Name of Entity/Person)	Type of Control (Ownership, Board, Management, Attorney-in-Fact, Influence, Other)	If Control is Ownership Provide Percentage	Ultimate Controlling Entity(ies)/Person(s)	Is an SCA Filing Required? (Y/N)	*
00000		00000					Enstar Australia Limited	AUS	NIA	Enstar Australia Holdings Pty Limited	Ownership, Board, Management	100.0	Enstar Group Limited	N	.0
00000		00000	84-4965738				Enstar Finance LLC	DE	NIA	Enstar USA, Inc	Ownership, Board, Management	100.0	Enstar Group Limited	N	.0
00000		00000					Enstar GP Limited	CYM	NIA	Enstar Holdco Limited	Ownership, Board, Management	100.0	Enstar Group Limited	N	.0
00000		00000			0001363829	NASDAQ	Enstar Group Limited	BMU	UIP		Ownership, Board, Management			N	.0
00000		00000					Enstar Holdco Limited	BMU	NIA	Enstar Group Limited	Ownership, Board, Management	100.0	Enstar Group Limited	N	.0
00000		00000	20-0684031				Enstar Holdings (US) LLC	DE	NIA	Enstar USA, Inc	Ownership, Board, Management	100.0	Enstar Group Limited	N	.0
00000		00000					Enstar Insurance Management Services Ireland Limited	IRL	NIA	Enstar (EU) Holdings Limited	Ownership, Board, Management	100.0	Enstar Group Limited	N	.0
00000		00000					Enstar Limited	BMU	NIA	Kenmare Holdings Ltd	Ownership, Board, Management	100.0	Enstar Group Limited	N	.0
00000		00000					Enstar Malta Limited	MLT	NIA	Kenmare Holdings Ltd	Ownership, Board, Management	100.0	Enstar Group Limited	N	.0
00000		00000					Enstar Managing Agency Limited	GBR	IA	Kenmare Holdings Ltd	Ownership, Board, Management	100.0	Enstar Group Limited	N	.0
00000		00000					Enstar Solutions LLC	DE	NIA	Enstar Holdings (US) LLC	Ownership, Board, Management	100.0	Enstar Group Limited	N	.0
00000		00000	63-0590560				Enstar USA, Inc	GA	NIA	Enstar (US Asia-Pac) Holdings Limited	Ownership, Board, Management	100.0	Enstar Group Limited	N	.0
00000		00000					EP Ventures LLC	DE	NIA	Enstar Holdings (US) LLC	Ownership, Board, Management	23.5	Enstar Group Limited	N	.0
00000		00000	94-1529218				EPE, Inc	CA	NIA	Friction Inc	Ownership, Board, Management	100.0	Enstar Group Limited	N	.0
00000		00000					Fitzwilliam Insurance Limited	BMU	IA	Kenmare Holdings Ltd	Ownership, Board, Management	100.0	Enstar Group Limited	N	.0
04725	Enstar Grp	11054	43-1898350				Fletcher Reinsurance Company	MO	IA	Enstar Holdings (US) LLC	Ownership, Board, Management	100.0	Enstar Group Limited	N	.0

12.3

STATEMENT AS OF JUNE 30, 2021 OF THE Providence Washington Insurance Company

SCHEDULE Y
PART 1A – DETAIL OF INSURANCE HOLDING COMPANY SYSTEM

1	2	3	4	5	6	7	8	9	10	11	12	13	14	15	16
Group Code	Group Name	NAIC Company Code	ID Number	Federal RSSD	CIK	Name of Securities Exchange if Publicly Traded (U.S. or International)	Names of Parent, Subsidiaries or Affiliates	Domiciliary Location	Relationship to Reporting Entity	Directly Controlled by (Name of Entity/Person)	Type of Control (Ownership, Board, Management, Attorney-in-Fact, Influence, Other)	If Control is Ownership Provide Percentage	Ultimate Controlling Entity(ies)/Person(s)	Is an SCA Filing Required? (Y/N)	*
00000		00000	06-1248286				Friction Inc.	DE	NIA	Friction Materials, Inc.	Ownership, Board, Management	100.0	Enstar Group Limited	N	.0
00000		00000	06-1179038				Friction Materials, Inc.	MA	NIA	EFMG LLC	Ownership, Board, Management	100.0	Enstar Group Limited	N	.0
00000		00000	25-1866106				Gateway Risk Services, LLC	PA	NIA	Diversus, Inc.	Ownership, Board, Management	100.0	Enstar Group Limited	N	.0
00000		00000					Global Legacy Acquisition L. P.	BMU	NIA	Cavello Bay Reinsurance Limited	Ownership, Board, Management	97.0	Enstar Group Limited	N	.0
00000		00000					Global Legacy Acquisition L. P.	BMU	NIA	Enstar Limited	Ownership, Board, Management	1.0	Enstar Group Limited	N	.0
00000		00000					Gordian Runoff Limited	AUS	IA	AG Australia Holdings Limited	Ownership, Board, Management	100.0	Enstar Group Limited	N	.0
00000		00000					Goshawk Insurance Holdings Limited	GBR	NIA	Enstar Acquisitions Limited	Ownership, Board, Management	99.6	Enstar Group Limited	N	.0
00000		00000					Harper Holding, S. r.l.	LUX	NIA	Kenmare Holdings Ltd.	Ownership, Board, Management	100.0	Enstar Group Limited	N	.0
00000		00000					HH CTCO Holdings, Ltd.	CYM	NIA	Cavello Bay Reinsurance Limited	Ownership, Board, Management	31.9	Enstar Group Limited	N	.0
00000		00000					Hong Kong Reinsurance Company Limited	HKG	IA	Kenmare Holdings Ltd.	Ownership, Board, Management	100.0	Enstar Group Limited	N	.0
00000		00000					Inora Life DAC	IRL	IA	Monument Life Insurance DAC	Ownership, Board, Management	100.0	Enstar Group Limited	N	.0
00000		00000					Inter-Ocean Reinsurance (Ireland) Limited	IRL	IA	Cavello Bay Reinsurance Limited	Ownership, Board, Management	100.0	Enstar Group Limited	N	.0
00000		00000					Inigo Limited	GBR	NIA	Cavello Bay Reinsurance Limited	Ownership, Board, Management	3.3	Enstar Group Limited	N	.0
00000		00000					Inigo Limited	GBR	NIA	Kenmare Holdings Ltd.	Ownership, Board, Management	2.1	Enstar Group Limited	N	.0
00000		00000					Inigo Corporate Member Limited	GBR	NIA	Inigo Limited	Ownership, Board, Management	100.0	Enstar Group Limited	N	.0
00000		00000					InRe Fund, L.P.	CYM	NIA	Cavello Bay Reinsurance Limited	Ownership	100.0	Enstar Group Limited	N	.0

STATEMENT AS OF JUNE 30, 2021 OF THE Providence Washington Insurance Company

SCHEDULE Y
PART 1A – DETAIL OF INSURANCE HOLDING COMPANY SYSTEM

1	2	3	4	5	6	7	8	9	10	11	12	13	14	15	16
Group Code	Group Name	NAIC Company Code	ID Number	Federal RSSD	CIK	Name of Securities Exchange if Publicly Traded (U.S. or International)	Names of Parent, Subsidiaries or Affiliates	Domiciliary Location	Relationship to Reporting Entity	Directly Controlled by (Name of Entity/Person)	Type of Control (Ownership, Board, Management, Attorney-in-Fact, Influence, Other)	If Control is Ownership Provide Percentage	Ultimate Controlling Entity(ies)/Person(s)	Is an SCA Filing Required? (Y/N)	*
00000		00000					InRe Fund, L.P.	CYM	NIA	Enstar GP Limited	Board, Management, Ownership		Enstar Group Limited	N	.0
00000		00000					Kenmare Holdings Ltd	BMU	NIA	Enstar Group Limited	Board, Management, Ownership	100.0	Enstar Group Limited	N	.0
00000		00000					Kinsale Brokers Limited	GBR	NIA	Enstar (EU) Holdings Limited	Board, Management, Ownership	100.0	Enstar Group Limited	N	.0
00000		00000					Knight Strategic Holdings Limited	GBR	NIA	Monument Re Limited	Board, Management, Ownership	100.0	Enstar Group Limited	N	.0
00000		00000	22-2598656				Lipe Corporation	DE	NIA	EFMG LLC	Board, Management, Ownership	100.0	Enstar Group Limited	N	.0
00000		00000					Lipe Rollway Mexicana S.A. de C.V.	MEX	NIA	Kenmare Holdings Ltd	Board, Management, Ownership	98.4	Enstar Group Limited	N	.0
00000		00000					Mercantile Indemnity Company Limited	GBR	IA	Kenmare Holdings Ltd	Board, Management, Ownership	100.0	Enstar Group Limited	N	.0
00000		00000	62-1141811				Midland Brake, Inc	DE	NIA	EFMG LLC	Board, Management, Ownership	100.0	Enstar Group Limited	N	.0
00000		00000					Monument Assurance Belgium N.V.	BEL	IA	Bridge Strategic Holdings Limited	Board, Management, Ownership	100.0	Enstar Group Limited	N	.0
00000		00000					Monument Assurance Luxembourg S. A.	LUX	IA	Cannon Strategic Holdings Limited	Board, Management, Ownership	100.0	Enstar Group Limited	N	.0
00000		00000					Monument Assurance Services Luxembourg S. r.l.	LUX	IA	Monument Assurance Luxembourg S. A.	Board, Management, Ownership	25.0	Enstar Group Limited	N	.0
00000		00000					Monument Finco Limited	CYM	IA	Monument Midco Limited	Board, Management, Ownership	100.0	Enstar Group Limited	N	.0
00000		00000					Monument Holdings (IOM) Limited	IMN	NIA	Monument Re Limited	Board, Management, Ownership	100.0	Enstar Group Limited	N	.0
00000		00000					Monument Holdings Limited	BMU	NIA	Monument Re Limited	Board, Management, Ownership	100.0	Enstar Group Limited	N	.0
00000		00000					Monument Insurance Belgium Services Sprl	BEL	NIA	Monument Assurance Belgium N.V.	Board, Management, Ownership	10.0	Enstar Group Limited	N	.0
00000		00000					Monument Insurance Belgium Services Sprl	BEL	NIA	Monument Insurance Services Limited	Board, Management, Ownership	90.0	Enstar Group Limited	N	.0

STATEMENT AS OF JUNE 30, 2021 OF THE Providence Washington Insurance Company

SCHEDULE Y
PART 1A – DETAIL OF INSURANCE HOLDING COMPANY SYSTEM

1	2	3	4	5	6	7	8	9	10	11	12	13	14	15	16
Group Code	Group Name	NAIC Company Code	ID Number	Federal RSSD	CIK	Name of Securities Exchange if Publicly Traded (U.S. or International)	Names of Parent, Subsidiaries or Affiliates	Domiciliary Location	Relationship to Reporting Entity	Directly Controlled by (Name of Entity/Person)	Type of Control (Ownership, Board, Management, Attorney-in-Fact, Influence, Other)	If Control is Ownership Provide Percentage	Ultimate Controlling Entity(ies)/Person(s)	Is an SCA Filing Required? (Y/N)	*
00000		00000					Monument Insurance Group Limited	BMU	IA	Cavello Bay Reinsurance Limited	Ownership	20.0	Enstar Group Limited	N	.0
00000		00000					Monument Insurance Services Limited	IRL	NIA	Monument Re Limited	Ownership, Board, Management	100.0	Enstar Group Limited	N	.0
00000		00000					Monument Insurance Services (IOM) Limited	IMN	NIA	Monument Holdings (IOM) Limited	Ownership, Board, Management	100.0	Enstar Group Limited	N	.0
00000		00000					Monument International Fund Manager (IOM) Limited	IMN	NIA	Monument Holdings (IOM) Limited	Ownership, Board, Management	100.0	Enstar Group Limited	N	.0
00000		00000					Monument International Life Assurance Company Limited	IMN	IA	Monument Re Limited	Ownership, Board, Management	100.0	Enstar Group Limited	N	.0
00000		00000					Monument International Nominees (IOM) Limited	IMN	IA	Monument International Fund Manager (IOM) Limited	Ownership, Board, Management	100.0	Enstar Group Limited	N	.0
00000		00000					Monument Management Services (IOM) Limited	IMN	NIA	Monument Holdings (IOM) Limited	Ownership, Board, Management	100.0	Enstar Group Limited	N	.0
00000		00000					Monument Life Insurance DAC	IRL	IA	Monument Re Limited	Ownership, Board, Management	100.0	Enstar Group Limited	N	.0
00000		00000					Monument Midco Limited	BMU	IA	Monument Insurance Group Limited	Ownership, Board, Management	100.0	Enstar Group Limited	N	.0
00000		00000					Monument Re Limited	BMU	IA	Monument Finco Limited	Ownership, Board, Management	100.0	Enstar Group Limited	N	.0
00000		00000					Monument Re Services (UK) Ltd	GBR	NIA	Monument Holdings Limited	Ownership, Board, Management	100.0	Enstar Group Limited	N	.0
00000		00000					Monument Segregated Account Company Limited	BMU	IA	Monument Holdings Limited	Ownership, Board, Management	100.0	Enstar Group Limited	N	.0
00000		00000					Monument Trinity A Designated Activity Company	IRL	IA	Monument Re Limited	Ownership, Board, Management	100.0	Enstar Group Limited	N	.0
00000		00000					Monument Trinity B Designated Activity Company	IRL	IA	Monument Trinity A Designated Activity Company	Ownership, Board, Management	100.0	Enstar Group Limited	N	.0
00000		00000	13-3404507				Morse TEC LLC	DE	NIA	Enstar Holdings (US) LLC	Ownership, Board, Management	100.0	Enstar Group Limited	N	.0
00000		00000					Nordben Life and Pension Insurance Co. Limited	GGY	IA	Monument Re Limited	Ownership, Board, Management	100.0	Enstar Group Limited	N	.0

STATEMENT AS OF JUNE 30, 2021 OF THE Providence Washington Insurance Company

SCHEDULE Y
PART 1A – DETAIL OF INSURANCE HOLDING COMPANY SYSTEM

1	2	3	4	5	6	7	8	9	10	11	12	13	14	15	16
Group Code	Group Name	NAIC Company Code	ID Number	Federal RSSD	CIK	Name of Securities Exchange if Publicly Traded (U.S. or International)	Names of Parent, Subsidiaries or Affiliates	Domiciliary Location	Relationship to Reporting Entity	Directly Controlled by (Name of Entity/Person)	Type of Control (Ownership, Board, Management, Attorney-in-Fact, Influence, Other)	If Control is Ownership Provide Percentage	Ultimate Controlling Entity(ies)/Person(s)	Is an SCA Filing Required? (Y/N)	*
00000		00000					North Bay Holdings Limited	BMU	NIA	Kenmare Holdings Ltd	Ownership, Board, Management	59.0	Enstar Group Limited	N	.0
00000		00000					Northshore Holdings Limited	BMU	NIA	Kenmare Holdings Ltd	Ownership, Board, Management	13.9	Enstar Group Limited	N	.0
00000		00000					Northshore Holdings Limited	BMU	NIA	Atrium Nominees Limited	Ownership, Board, Management	8.0	Enstar Group Limited	N	.0
00000		00000					Omega Castello DAC	IRL	IA	Monument Re Limited	Ownership, Board, Management	100.0	Enstar Group Limited	N	.0
00000		00000	33-0904816				Paladin Managed Care Services, Inc	CA	NIA	Enstar Holdings (US) LLC	Ownership, Board, Management	100.0	Enstar Group Limited	N	.0
04725	Enstar Grp	79340	13-2686783				Pavonia Life Insurance Company of New York	NY	IA	Kenmare Holdings Ltd	Ownership, Board, Management	100.0	Enstar Group Limited	N	.0
00000		00000	83-2168864				Positive Physicians Captive Insurance Company	NJ	IA	Positive Physicians Insurance Company	Ownership, Board, Management	100.0	Enstar Group Limited	N	.0
00000		00000	83-0824448		0001752039	NASDAQ	Positive Physicians Holdings, Inc	PA	NIA	Enstar Holdings (US) LLC	Ownership, Board, Management	27.0	Enstar Group Limited	N	.0
00000		00000	83-2897202				Positive Physicians Insurance Company	PA	IA	Positive Physicians Holdings, Inc	Ownership, Board, Management	100.0	Enstar Group Limited	N	.0
04725	Enstar Grp	24295	05-0204450				Providence Washington Insurance Company	RI	RE	Enstar Solutions LLC	Ownership, Board, Management	100.0	Enstar Group Limited	N	.0
00000		00000					Redbudbridge Limited	GBR	NIA	Inigo Limited	Ownership, Board, Management	100.0	Enstar Group Limited	N	.0
00000		00000					Regis Agencies Limited	GBR	NIA	Kenmare Holdings Ltd	Ownership, Board, Management	100.0	Enstar Group Limited	N	.0
00000		00000	13-3061467				Reinz Wisconsin Gasket LLC	DE	NIA	DCo LLC	Ownership, Board, Management	100.0	Enstar Group Limited	N	.0
00000		00000					River Thames Insurance Company Limited	GBR	IA	Kenmare Holdings Ltd	Ownership, Board, Management	100.0	Enstar Group Limited	N	.0
00000		00000					Robein Effectendienstverlening N.V	NLD	NIA	Robein Leven N.V	Ownership, Board, Management	100.0	Enstar Group Limited	N	.0
00000		00000					Robein Leven N.V	NLD	IA	Knight Strategic Holdings Limited	Ownership, Board, Management	100.0	Enstar Group Limited	N	.0

12.7

STATEMENT AS OF JUNE 30, 2021 OF THE Providence Washington Insurance Company

SCHEDULE Y
PART 1A – DETAIL OF INSURANCE HOLDING COMPANY SYSTEM

1	2	3	4	5	6	7	8	9	10	11	12	13	14	15	16
Group Code	Group Name	NAIC Company Code	ID Number	Federal RSSD	CIK	Name of Securities Exchange if Publicly Traded (U.S. or International)	Names of Parent, Subsidiaries or Affiliates	Domiciliary Location	Relationship to Reporting Entity	Directly Controlled by (Name of Entity/Person)	Type of Control (Ownership, Board, Management, Attorney-in-Fact, Influence, Other)	If Control is Ownership Provide Percentage	Ultimate Controlling Entity(ies)/Person(s)	Is an SCA Filing Required? (Y/N)	*
00000		00000					Rombalds Run-Off Limited	GBR	IA	Kenmare Holdings Ltd	Ownership, Board, Management	100.0	Enstar Group Limited	N	.0
00000		00000					SGL No.1 Limited	GBR	IA	Shelbourne Group Limited	Ownership, Board, Management	100.0	Enstar Group Limited	N	.0
00000		00000					Shelbourne Group Limited	GBR	NIA	Kenmare Holdings Ltd	Ownership, Board, Management	100.0	Enstar Group Limited	N	.0
00000		00000	36-4924114				Specialty Insurance Agency LLC	PA	IA	Diversus, Inc	Ownership, Board, Management	100.0	Enstar Group Limited	N	.0
00000		00000					StarStone Corporate Capital 1 Limited	GBR	NIA	StarStone Insurance Bermuda Limited	Ownership, Board, Management	100.0	Enstar Group Limited	N	.0
00000		00000					StarStone Corporate Capital Limited	IRL	NIA	StarStone Insurance Bermuda Limited	Ownership, Board, Management	100.0	Enstar Group Limited	N	.0
00000		00000					StarStone Finance Limited	GBR	NIA	StarStone Insurance Bermuda Limited	Ownership, Board, Management	100.0	Enstar Group Limited	N	.0
00000		00000					StarStone Insurance Bermuda Limited	BMU	IA	StarStone Specialty Holdings Limited	Ownership, Board, Management	100.0	Enstar Group Limited	N	.0
00000		00000					StarStone Insurance SE	LIE	IA	StarStone Insurance Bermuda Limited	Ownership, Board, Management	100.0	Enstar Group Limited	N	.0
00000		00000					StarStone Insurance Services Limited	GBR	IA	StarStone Insurance Bermuda Limited	Ownership, Board, Management	100.0	Enstar Group Limited	N	.0
04990	"Core Specialty	25496	95-1429618				StarStone National Insurance Company	DE	IA	StarStone Specialty Insurance Company	Ownership, Board, Management	100.0	Enstar Group Limited	N	.0
00000		00000					StarStone Specialty Holdings Limited	BMU	NIA	Kenmare Holdings Ltd	Ownership, Board, Management	59.0	Enstar Group Limited	N	.0
	Core Specialty	44776	51-0335732				StarStone Specialty Insurance Company	DE	IA	StarStone US Holdings, Inc	Ownership, Board, Management	100.0	Enstar Group Limited	N	.0
00000		00000					StarStone Specialty Insurance Company - Escritorio de Representao no Brasil Ltda	BRA	NIA	StarStone Specialty Insurance Company	Ownership, Board, Management	100.0	Enstar Group Limited	N	.0
00000		00000					StarStone Specialty Insurance Company - Escritorio de Representao no Brasil Ltda	BRA	NIA	StarStone US Holdings, Inc	Ownership, Board, Management	0.0	Enstar Group Limited	N	.0

STATEMENT AS OF JUNE 30, 2021 OF THE Providence Washington Insurance Company

SCHEDULE Y
PART 1A – DETAIL OF INSURANCE HOLDING COMPANY SYSTEM

1	2	3	4	5	6	7	8	9	10	11	12	13	14	15	16
Group Code	Group Name	NAIC Company Code	ID Number	Federal RSSD	CIK	Name of Securities Exchange if Publicly Traded (U.S. or International)	Names of Parent, Subsidiaries or Affiliates	Domiciliary Location	Relationship to Reporting Entity	Directly Controlled by (Name of Entity/Person)	Type of Control (Ownership, Board, Management, Attorney-in-Fact, Influence, Other)	If Control is Ownership Provide Percentage	Ultimate Controlling Entity(ies)/Person(s)	Is an SCA Filing Required? (Y/N)	*
00000		00000					StarStone Underwriting Limited	GBR	NIA	Inigo Limited	Ownership, Board, Management	100.0	Enstar Group Limited	N	.0
00000		00000					Starstone Underwriting Services BV	NLD	NIA	StarStone Insurance Services Limited	Ownership, Board, Management	100.0	Enstar Group Limited	N	.0
00000		00000	26-3792997				StarStone US Holdings, Inc	DE	NIA	Core Specialty Insurance Holdings, Inc	Ownership, Board, Management	100.0	Enstar Group Limited	N	.0
00000		00000	27-0173350				StarStone US Intermediaries, Inc	NJ	NIA	StarStone US Holdings, Inc	Ownership, Board, Management	100.0	Enstar Group Limited	N	.0
00000		00000					Torus Business Solutions Private Limited	IND	NIA	StarStone Insurance Services Limited	Ownership, Board, Management	100.0	Enstar Group Limited	N	.0
00000		00000					Torus Business Solutions Private Limited	IND	NIA	StarStone Finance Limited	Ownership, Board, Management	0.0	Enstar Group Limited	N	.0
00000		00000	06-1188455				United Brake Systems, Inc	DE	NIA	EFMG LLC	Ownership, Board, Management	100.0	Enstar Group Limited	N	.0
04725	Enstar Grp	26220	94-1590201				Yosemite Insurance Company	OK	IA	Enstar Holdings (US) LLC	Ownership, Board, Management	100.0	Enstar Group Limited	N	.0

12.9

Asterisk	Explanation
----------	-------------

PART 1 - LOSS EXPERIENCE

Line of Business	Current Year to Date			4 Prior Year to Date Direct Loss Percentage
	1 Direct Premiums Earned	2 Direct Losses Incurred	3 Direct Loss Percentage	
1. Fire			0.0	0.0
2. Allied lines			0.0	0.0
3. Farmowners multiple peril			0.0	0.0
4. Homeowners multiple peril		425	0.0	0.0
5. Commercial multiple peril		150	0.0	0.0
6. Mortgage guaranty			0.0	0.0
8. Ocean marine			0.0	0.0
9. Inland marine			0.0	0.0
10. Financial guaranty			0.0	0.0
11.1 Medical professional liability -occurrence			0.0	0.0
11.2 Medical professional liability -claims made			0.0	0.0
12. Earthquake			0.0	0.0
13. Group accident and health			0.0	0.0
14. Credit accident and health			0.0	0.0
15. Other accident and health			0.0	0.0
16. Workers' compensation			0.0	0.0
17.1 Other liability occurrence		(300,608)	0.0	0.0
17.2 Other liability-claims made			0.0	0.0
17.3 Excess Workers' Compensation			0.0	0.0
18.1 Products liability-occurrence			0.0	0.0
18.2 Products liability-claims made			0.0	0.0
19.1,19.2 Private passenger auto liability			0.0	0.0
19.3,19.4 Commercial auto liability			0.0	0.0
21. Auto physical damage		7	0.0	0.0
22. Aircraft (all perils)			0.0	0.0
23. Fidelity		26	0.0	0.0
24. Surety			0.0	0.0
26. Burglary and theft			0.0	0.0
27. Boiler and machinery			0.0	0.0
28. Credit			0.0	0.0
29. International			0.0	0.0
30. Warranty			0.0	0.0
31. Reinsurance - Nonproportional Assumed Property	XXX	XXX	XXX	XXX
32. Reinsurance - Nonproportional Assumed Liability	XXX	XXX	XXX	XXX
33. Reinsurance - Nonproportional Assumed Financial Lines	XXX	XXX	XXX	XXX
34. Aggregate write-ins for other lines of business	0	0	0.0	0.0
35. TOTALS	0	(300,000)	0.0	0.0
DETAILS OF WRITE-INS				
3401.			0.0	0.0
3402.				
3403.				
3498. Sum. of remaining write-ins for Line 34 from overflow page	0	0	0.0	0.0
3499. Totals (Lines 3401 through 3403 plus 3498) (Line 34)	0	0	0.0	0.0

PART 2 - DIRECT PREMIUMS WRITTEN

Line of Business	1	2	3
	Current Quarter	Current Year to Date	Prior Year Year to Date
1. Fire	0		0
2. Allied lines	0		0
3. Farmowners multiple peril	0		0
4. Homeowners multiple peril	0		0
5. Commercial multiple peril	0		0
6. Mortgage guaranty	0		0
8. Ocean marine	0		0
9. Inland marine	0		0
10. Financial guaranty	0		0
11.1 Medical professional liability-occurrence	0		0
11.2 Medical professional liability-claims made	0		0
12. Earthquake	0		0
13. Group accident and health	0		0
14. Credit accident and health	0		0
15. Other accident and health	0		0
16. Workers' compensation	0		0
17.1 Other liability occurrence	0		0
17.2 Other liability-claims made	0		0
17.3 Excess Workers' Compensation	0		0
18.1 Products liability-occurrence	0		0
18.2 Products liability-claims made	0		0
19.1,19.2 Private passenger auto liability	0		0
19.3,19.4 Commercial auto liability	0		0
21. Auto physical damage	0		0
22. Aircraft (all perils)	0		0
23. Fidelity	0		0
24. Surety	0		0
26. Burglary and theft	0		0
27. Boiler and machinery	0		0
28. Credit	0		0
29. International	0		0
30. Warranty	0		0
31. Reinsurance - Nonproportional Assumed Property	XXX	XXX	XXX
32. Reinsurance - Nonproportional Assumed Liability	XXX	XXX	XXX
33. Reinsurance - Nonproportional Assumed Financial Lines	XXX	XXX	XXX
34. Aggregate write-ins for other lines of business	0	0	0
35. TOTALS	0	0	0
DETAILS OF WRITE-INS			
3401.			
3402.			
3403.			
3498. Sum. of remaining write-ins for Line 34 from overflow page	0	0	0
3499. Totals (Lines 3401 through 3403 plus 3498) (Line 34)	0	0	0

NONE

STATEMENT AS OF JUNE 30, 2021 OF THE Providence Washington Insurance Company

PART 3 (000 omitted)

LOSS AND LOSS ADJUSTMENT EXPENSE RESERVES SCHEDULE

	1	2	3	4	5	6	7	8	9	10	11	12	13
Years in Which Losses Occurred	Prior Year-End Known Case Loss and LAE Reserves	Prior Year-End IBNR Loss and LAE Reserves	Total Prior Year-End Loss and LAE Reserves (Cols. 1 + 2)	2021 Loss and LAE Payments on Claims Reported as of Prior Year-End	2021 Loss and LAE Payments on Claims Unreported as of Prior Year-End	Total 2021 Loss and LAE Payments (Cols. 4 + 5)	Q.S. Date Known Case Loss and LAE Reserves on Claims Reported and Open as of Prior Year End	Q.S. Date Known Case Loss and LAE Reserves on Claims Reported or Reopened Subsequent to Prior Year End	Q.S. Date IBNR Loss and LAE Reserves	Total Q.S. Loss and LAE Reserves (Cols.7 + 8 + 9)	Prior Year-End Known Case Loss and LAE Reserves Developed (Savings)/ Deficiency (Cols. 4 + 7 minus Col. 1)	Prior Year-End IBNR Loss and LAE Reserves Developed (Savings)/ Deficiency (Cols. 5 + 8 + 9 minus Col. 2)	Prior Year-End Total Loss and LAE Reserve Developed (Savings)/ Deficiency (Cols. 11 + 12)
1. 2018 + Prior0			.0				.0	.0	.0	.0
2. 20190			.0				.0	.0	.0	.0
3. Subtotals 2019 + prior0	.0	.0	.0	.0	.0	.0	.0	.0	.0	.0	.0	.0
4. 20200			.0				.0	.0	.0	.0
5. Subtotals 2020 + prior0	.0	.0	.0	.0	.0	.0	.0	.0	.0	.0	.0	.0
6. 2021	XXX	XXX	XXX	XXX		.0	XXX			.0	XXX	XXX	XXX
7. Totals	0	0	0	0	0	0	0	0	0	0	0	0	0
8. Prior Year-End Surplus As Regards Policy-holders	19,615										Col. 11, Line 7 As % of Col. 1, Line 7	Col. 12, Line 7 As % of Col. 2, Line 7	Col. 13, Line 7 As % of Col. 3, Line 7
											1. 0.0	2. 0.0	3. 0.0
													Col. 13, Line 7 Line 8
													4. 0.0





SUPPLEMENTAL EXHIBITS AND SCHEDULES INTERROGATORIES

The following supplemental reports are required to be filed as part of your statement filing. However, in the event that your company does not transact the type of business for which the special report must be filed, your response of **NO** to the specific interrogatory will be accepted in lieu of filing a "NONE" report and a bar code will be printed below. If the supplement is required of your company but is not being filed for whatever reason enter **SEE EXPLANATION** and provide an explanation following the interrogatory questions.

	<u>Response</u>
1. Will the Trusteed Surplus Statement be filed with the state of domicile and the NAIC with this statement?NO.....
2. Will Supplement A to Schedule T (Medical Professional Liability Supplement) be filed with this statement?NO.....
3. Will the Medicare Part D Coverage Supplement be filed with the state of domicile and the NAIC with this statement?NO.....
4. Will the Director and Officer Insurance Coverage Supplement be filed with the state of domicile and the NAIC with this statement?NO.....

Explanation:

Bar Code:

1.	 2 4 2 9 5 2 0 2 1 4 9 0 0 0 0 0 2
2.	 2 4 2 9 5 2 0 2 1 4 5 5 0 0 0 0 2
3.	 2 4 2 9 5 2 0 2 1 3 6 5 0 0 0 0 2
4.	 2 4 2 9 5 2 0 2 1 5 0 5 0 0 0 0 2

OVERFLOW PAGE FOR WRITE-INS

SCHEDULE A – VERIFICATION

Real Estate

	1 Year To Date	2 Prior Year Ended December 31
1. Book/adjusted carrying value, December 31 of prior year	0	0
2. Cost of acquired:		
2.1 Actual cost at time of acquisition		0
2.2 Additional investment made after acquisition		0
3. Current year change in encumbrances		0
4. Total gain (loss) on disposals		0
5. Deduct amounts received on disposals		0
6. Total foreign exchange change in book/adjusted carrying value		0
7. Deduct current year's other-than-temporary impairment recognized		0
8. Deduct current year's depreciation		0
9. Book/adjusted carrying value at the end of current period (Lines 1+2+3+4-5+6-7-8)	0	0
10. Deduct total nonadmitted amounts	0	0
11. Statement value at end of current period (Line 9 minus Line 10)	0	0

NONE

SCHEDULE B – VERIFICATION

Mortgage Loans

	1 Year To Date	2 Prior Year Ended December 31
1. Book value/recorded investment excluding accrued interest, December 31 of prior year	0	0
2. Cost of acquired:		
2.1 Actual cost at time of acquisition		0
2.2 Additional investment made after acquisition		0
3. Capitalized deferred interest and other		0
4. Accrual of discount		0
5. Unrealized valuation increase (decrease)		0
6. Total gain (loss) on disposals		0
7. Deduct amounts received on disposals		0
8. Deduct amortization of premium and mortgage interest points and commitment fees		0
9. Total foreign exchange change in book value/recorded investment excluding accrued interest		0
10. Deduct current year's other-than-temporary impairment recognized		0
11. Book value/recorded investment excluding accrued interest at end of current period (Lines 1+2+3+4+5+6-7-8+9-10)	0	0
12. Total valuation allowance		0
13. Subtotal (Line 11 plus Line 12)	0	0
14. Deduct total nonadmitted amounts	0	0
15. Statement value at end of current period (Line 13 minus Line 14)	0	0

NONE

SCHEDULE BA – VERIFICATION

Other Long-Term Invested Assets

	1 Year To Date	2 Prior Year Ended December 31
1. Book/adjusted carrying value, December 31 of prior year	700,000	700,000
2. Cost of acquired:		
2.1 Actual cost at time of acquisition		0
2.2 Additional investment made after acquisition		0
3. Capitalized deferred interest and other		0
4. Accrual of discount		0
5. Unrealized valuation increase (decrease)		0
6. Total gain (loss) on disposals		0
7. Deduct amounts received on disposals		0
8. Deduct amortization of premium and depreciation		0
9. Total foreign exchange change in book/adjusted carrying value		0
10. Deduct current year's other-than-temporary impairment recognized		0
11. Book/adjusted carrying value at end of current period (Lines 1+2+3+4+5+6-7-8+9-10)	700,000	700,000
12. Deduct total nonadmitted amounts	0	0
13. Statement value at end of current period (Line 11 minus Line 12)	700,000	700,000

SCHEDULE D – VERIFICATION

Bonds and Stocks

	1 Year To Date	2 Prior Year Ended December 31
1. Book/adjusted carrying value of bonds and stocks, December 31 of prior year	12,725,944	36,802,459
2. Cost of bonds and stocks acquired	6,582,363	26,942,872
3. Accrual of discount	6,396	11,011
4. Unrealized valuation increase (decrease)	470	(1,054)
5. Total gain (loss) on disposals	2,932	2,734,316
6. Deduct consideration for bonds and stocks disposed of	781,592	53,634,666
7. Deduct amortization of premium	44,007	128,994
8. Total foreign exchange change in book/adjusted carrying value		0
9. Deduct current year's other-than-temporary impairment recognized		0
10. Total investment income recognized as a result of prepayment penalties and/or acceleration fees		0
11. Book/adjusted carrying value at end of current period (Lines 1+2+3+4+5-6-7+8-9+10)	18,492,507	12,725,944
12. Deduct total nonadmitted amounts	0	0
13. Statement value at end of current period (Line 11 minus Line 12)	18,492,507	12,725,944

STATEMENT AS OF JUNE 30, 2021 OF THE Providence Washington Insurance Company

SCHEDULE D - PART 1B

Showing the Acquisitions, Dispositions and Non-Trading Activity
During the Current Quarter for all Bonds and Preferred Stock by NAIC Designation

NAIC Designation	1 Book/Adjusted Carrying Value Beginning of Current Quarter	2 Acquisitions During Current Quarter	3 Dispositions During Current Quarter	4 Non-Trading Activity During Current Quarter	5 Book/Adjusted Carrying Value End of First Quarter	6 Book/Adjusted Carrying Value End of Second Quarter	7 Book/Adjusted Carrying Value End of Third Quarter	8 Book/Adjusted Carrying Value December 31 Prior Year
BONDS								
1. NAIC 1 (a).....	13,750,522	1,738,442	578,747	(11,257)	13,750,522	14,898,959	.0	11,512,118
2. NAIC 2 (a).....	3,515,954			(10,317)	3,515,954	3,505,637	.0	1,126,240
3. NAIC 3 (a).....	78,872			9,040	78,872	87,912	.0	87,587
4. NAIC 4 (a).....	.0				.0	.0	.0	.0
5. NAIC 5 (a).....	.0				.0	.0	.0	.0
6. NAIC 6 (a).....	0				0	0	0	0
7. Total Bonds	17,345,348	1,738,442	578,747	(12,534)	17,345,348	18,492,508	0	12,725,945
PREFERRED STOCK								
8. NAIC 1.....	.0				.0	.0	.0	.0
9. NAIC 2.....	.0				.0	.0	.0	.0
10. NAIC 3.....	.0				.0	.0	.0	.0
11. NAIC 4.....	.0				.0	.0	.0	.0
12. NAIC 5.....	.0				.0	.0	.0	.0
13. NAIC 6.....	0				0	0	0	0
14. Total Preferred Stock.....	0	0	0	0	0	0	0	0
15. Total Bonds & Preferred Stock	17,345,348	1,738,442	578,747	(12,534)	17,345,348	18,492,508	0	12,725,945

(a) Book/Adjusted Carrying Value column for the end of the current reporting period includes the following amount of short-term and cash equivalent bonds by NAIC designation: NAIC 1 \$; NAIC 2 \$;
NAIC 3 \$; NAIC 4 \$; NAIC 5 \$; NAIC 6 \$

S102

Schedule DA - Part 1

NONE

Schedule DA - Verification

NONE

Schedule DB - Part A - Verification

NONE

Schedule DB - Part B - Verification

NONE

Schedule DB - Part C - Section 1

NONE

Schedule DB - Part C - Section 2

NONE

Schedule DB - Verification

NONE

SCHEDULE E – PART 2 – VERIFICATION
(Cash Equivalents)

	1 Year To Date	2 Prior Year Ended December 31
1. Book/adjusted carrying value, December 31 of prior year.....	723,482	416,334
2. Cost of cash equivalents acquired	6,733,261	21,142,340
3. Accrual of discount		28
4. Unrealized valuation increase (decrease)		0
5. Total gain (loss) on disposals.....		2
6. Deduct consideration received on disposals	7,058,375	20,835,222
7. Deduct amortization of premium		0
8. Total foreign exchange change in book/adjusted carrying value		0
9. Deduct current year's other-than-temporary impairment recognized		0
10. Book/adjusted carrying value at end of current period (Lines 1+2+3+4+5-6-7+8-9)	398,368	723,482
11. Deduct total nonadmitted amounts		0
12. Statement value at end of current period (Line 10 minus Line 11)	398,368	723,482

Schedule A - Part 2

NONE

Schedule A - Part 3

NONE

Schedule B - Part 2

NONE

Schedule B - Part 3

NONE

Schedule BA - Part 2

NONE

Schedule BA - Part 3

NONE

STATEMENT AS OF JUNE 30, 2021 OF THE Providence Washington Insurance Company

SCHEDULE D - PART 3

Show All Long-Term Bonds and Stock Acquired During the Current Quarter

1	2	3	4	5	6	7	8	9	10
CUSIP Identification	Description	Foreign	Date Acquired	Name of Vendor	Number of Shares of Stock	Actual Cost	Par Value	Paid for Accrued Interest and Dividends	NAIC Designation, NAIC Designation Modifier and SVO Administrative Symbol
Bonds - U.S. Governments									
91282C-BN-0	UNITED STATES TREASURY		05/12/2021	RBC	XXX	499,746	500,000	126	1 A
0599999 - Bonds - U.S. Governments						499,746	500,000	126	XXX
Bonds - Industrial and Miscellaneous (Unaffiliated)									
09261B-AA-8	BLACKSTONE HOLDINGS FINANCE CO LLC		05/12/2021	Bank of America Merrill Lynch	XXX	139,224	150,000	293	1 E FE
26875P-AU-5	EOG RESOURCES INC		05/12/2021	JP Morgan	XXX	172,968	150,000	529	1 G FE
37331N-AK-7	GEORGIA-PACIFIC LLC		05/12/2021	Citi Bank	XXX	150,138	150,000	134	1 G FE
437076-CB-6	HOME DEPOT INC		05/12/2021	GOLDMAN	XXX	156,441	150,000	326	1 F FE
64952W-CX-9	NEW YORK LIFE GLOBAL FUNDING		05/12/2021	JANE STREET EXECUTION SERVICES LLC	XXX	161,163	150,000	1,550	1 A FE
74340X-BW-2	PROLOGIS LP		05/12/2021	MILLENIUM ADVISORS LLC	XXX	149,418	150,000	272	1 G FE
808513-BA-2	CHARLES SCHWAB CORP		05/12/2021	First Tennessee Fin Capital Markets	XXX	162,627	150,000	2,329	1 F FE
89788W-AB-8	TRUIST FINANCIAL CORP		05/12/2021	BZW SECS	XXX	146,717	150,000	1,292	1 G FE
3899999 - Bonds - Industrial and Miscellaneous (Unaffiliated)						1,238,696	1,200,000	6,725	XXX
8399997 - Bonds - Subtotals - Bonds - Part 3						1,738,442	1,700,000	6,851	XXX
8399999 - Bonds - Subtotals - Bonds						1,738,442	1,700,000	6,851	XXX
9999999 Totals						1,738,442	XXX	6,851	XXX

E04

STATEMENT AS OF JUNE 30, 2021 OF THE Providence Washington Insurance Company

SCHEDULE D - PART 4

Show All Long-Term Bonds and Stock Sold, Redeemed or Otherwise Disposed of During the Current Quarter

1 CUSIP Identi- fication	2 Description	3 F o r e i g n	4 Disposal Date	5 Name of Purchaser	6 Number of Shares of Stock	7 Consideration	8 Par Value	9 Actual Cost	10 Prior Year Book/Adjusted Carrying Value	Change in Book/Adjusted Carrying Value					16 Book/ Adjusted Carrying Value at Disposal Date	17 Foreign Exchange Gain (Loss) on Disposal	18 Realized Gain (Loss) on Disposal	19 Total Gain (Loss) on Disposal	20 Bond Interest/Stock Dividends Received During Year	21 Stated Contractual Maturity Date	22 NAIC Designation, NAIC Desig. Modifier and SVO Administrative Symbol	
										11 Unrealized Valuation Increase/ (Decrease)	12 Current Year's (Amortization)/ Accretion	13 Current Year's Other Than Temporary Impairment Recognized	14 Total Change in B./A.C.V. (11+12-13)	15 Total Foreign Exchange Change in B./A.C.V.								
Bonds - U.S. Governments																						
36200A-QN-2	GN 595461 - RMBS		06/01/2021	Paydown	XXX	636	636	680	639		(3)		(3)		636		0	0	12	11/15/2032	1 A	
36200B-3W-5	GN 596713 - RMBS		06/01/2021	Paydown	XXX	186	186	199	187		(1)		(1)		186		0	0	4	11/15/2032	1 A	
36200B-6C-6	GN 596767 - RMBS		06/01/2021	Paydown	XXX	215	215	229	217		(2)		(2)		215		0	0	5	12/15/2032	1 A	
36200B-6N-2	GN 596777 - RMBS		06/01/2021	Paydown	XXX	250	250	262	250		0		0		250		0	0	6	12/15/2032	1 A	
36200D-2B-8	GN 598470 - RMBS		06/01/2021	Paydown	XXX	463	463	495	467		(3)		(3)		463		0	0	13	11/15/2032	1 A	
36200E-HZ-7	GN 598848 - RMBS		06/01/2021	Paydown	XXX	153	153	164	155		(1)		(1)		153		0	0	4	11/15/2032	1 A	
36201P-5K-7	GN 589550 - RMBS		06/01/2021	Paydown	XXX	13	13	14	13		0		0		13		0	0	4	12/15/2032	1 A	
36201S-NW-5	GN 591805 - RMBS		06/01/2021	Paydown	XXX	46	46	49	46		0		0		46		0	0	1	12/15/2032	1 A	
36201V-WZ-1	GN 594764 - RMBS		06/01/2021	Paydown	XXX	7	7	8	7		0		0		7		0	0	1	12/15/2032	1 A	
36202D-XD-8	G2 003376 - RMBS		06/01/2021	Paydown	XXX	1,766	1,766	1,850	1,804		(39)		(39)		1,766		0	0	41	04/20/2033	1 A	
36202E-XT-1	G2 004290 - RMBS		06/01/2021	Paydown	XXX	1,307	1,307	1,329	1,313		(6)		(6)		1,307		0	0	30	11/20/2038	1 A	
36203L-F8-0	GN 352191 - RMBS		06/01/2021	Paydown	XXX	1,239	1,239	1,342	1,239		0		0		1,239		0	0	41	05/15/2023	1 A	
36203L-SH-6	GN 352520 - RMBS		06/01/2021	Paydown	XXX	491	491	535	492		(1)		(1)		491		0	0	14	11/15/2023	1 A	
36203N-GT-0	GN 354682 - RMBS		06/01/2021	Paydown	XXX	715	715	776	717		(1)		(1)		715		0	0	21	11/15/2023	1 A	
36206R-HK-5	GN 418834 - RMBS		06/01/2021	Paydown	XXX	3,246	3,246	3,363	3,244		2		2		3,246		0	0	81	03/15/2029	1 A	
36208C-FW-2	GN 446681 - RMBS		06/01/2021	Paydown	XXX	199	199	217	199		0		0		199		0	0	6	08/15/2028	1 A	
36208Y-C6-4	GN 464593 - RMBS		06/01/2021	Paydown	XXX	140	140	145	141		(1)		(1)		140		0	0	4	02/15/2029	1 A	
36209F-CW-7	GN 469985 - RMBS		06/01/2021	Paydown	XXX	316	316	341	318		(2)		(2)		316		0	0	8	02/15/2029	1 A	
36209H-4E-2	GN 472521 - RMBS		06/01/2021	Paydown	XXX	192	192	206	193		(2)		(2)		192		0	0	5	04/15/2029	1 A	
36210F-D9-4	GN 490728 - RMBS		06/01/2021	Paydown	XXX	332	332	357	333		(2)		(2)		332		0	0	8	10/15/2028	1 A	
36212D-5G-0	GN 531047 - RMBS		06/01/2021	Paydown	XXX	695	695	742	699		(3)		(3)		695		0	0	16	11/15/2032	1 A	
36213E-3U-8	GN 552611 - RMBS		06/01/2021	Paydown	XXX	79	79	86	80		0		0		79		0	0	2	06/15/2032	1 A	
912828-07-8	UNITED STATES TREASURY		04/30/2021	Maturity @ 100.00	XXX	565,000	565,000	565,413	564,988		12		12		565,000		0	0	3,884	04/30/2021	1 A	
0599999 - Bonds - U.S. Governments																						
						577,687	577,687	578,803	577,739		0		(52)		0	577,687		0	0	4,206	XXX	XXX
Bonds - U.S. Special Revenue and Special Assessment and all Non-Guaranteed Obligations of Agencies and Authorities of Governments and Their Political Subdivisions																						
31388A-RT-3	FN 599098 - RMBS		06/01/2021	Paydown	XXX	57	57	61	57		0		0		57		0	0	2	12/01/2031	1 A	
31388U-K6-6	FN 615117 - RMBS		06/01/2021	Paydown	XXX	56	56	59	56		0		0		56		0	0	2	11/01/2031	1 A	
3138EJ-RA-8	FN AL2280 - RMBS		06/01/2021	Paydown	XXX	948	948	1,004	1,000		(52)		(52)		948		0	0	17	09/01/2042	1 A	
3199999 - Bonds - U.S. Special Revenue and Special Assessment and all Non-Guaranteed Obligations of Agencies and Authorities of Governments and Their Political Subdivisions																						
						1,060	1,060	1,124	1,113		0		(52)		0	1,060		0	0	20	XXX	XXX
8399997 - Bonds - Subtotals - Bonds - Part 4																						
						578,747	578,747	579,927	578,852		0		(104)		0	578,747		0	0	4,226	XXX	XXX
8399999 - Bonds - Subtotals - Bonds																						
						578,747	578,747	579,927	578,852		0		(104)		0	578,747		0	0	4,226	XXX	XXX
9999999 Totals																						
						578,747	XXX	579,927	578,852		0		(104)		0	578,747		0	0	4,226	XXX	XXX

EOS

Schedule DB - Part A - Section 1

NONE

Schedule DB - Part B - Section 1

NONE

Schedule DB - Part D - Section 1

NONE

Schedule DB - Part D - Section 2

NONE

Schedule DB - Part E

NONE

Schedule DL - Part 1

NONE

Schedule DL - Part 2

NONE

STATEMENT AS OF JUNE 30, 2021 OF THE Providence Washington Insurance Company

SCHEDULE E - PART 2 - CASH EQUIVALENTS

Show Investments Owned End of Current Quarter

1 CUSIP	2 Description	3 Code	4 Date Acquired	5 Rate of Interest	6 Maturity Date	7 Book/Adjusted Carrying Value	8 Amount of Interest Due & Accrued	9 Amount Received During Year
Exempt Money Market Mutual Funds - as Identified by SVO								
261908-10-7	DREYFUS TRS OBS CM INST	SD	.07/06/2020	.010	XXX	.2		
31846V-41-9	FIRST AMER:TRS OBG V	SD	.03/31/2021	.010	XXX	.281		
94975H-29-6	WELLSFARGO:TRS+ MM I	SD	.04/30/2021	.010	XXX	.76		
8599999 - Exempt Money Market Mutual Funds - as Identified by SVO						359	0	0
All Other Money Market Mutual Funds								
000000-00-0	BNY MELLON CASH RESERVE USD	SD	.06/02/2021		XXX	.0		
09248U-87-4	BLKRK LQ:FED TRUST INSTL		.06/30/2021	.020	XXX	92,545		
38141W-27-3	GOLDMAN:FS GOVT INST		.06/02/2021	.030	XXX	16,871	.0	.2
38141W-27-3	GOLDMAN:FS GOVT INST		.06/28/2021	.030	XXX	288,593	.6	18
8699999 - All Other Money Market Mutual Funds						398,009	6	20
9999999 Total Cash Equivalents						398,368	6	20

E14