



# Delaware Weekly *Influenza* Surveillance Report

## Week 18 (April 29- May 5, 2012)

### Delaware Division of Public Health

#### National Synopsis - 2011- 2012

**Note:** National data is updated Friday of each week. Please visit <http://www.cdc.gov/weekly/> for the most current information.

Both national and state data are provisional and subject to change as additional reports are received.

#### Delaware *Influenza* Surveillance 2011-2012: Week ending May 5, 2012

There have been no reports of *influenza* related deaths among Delawareans through week 18.

#### ***Influenza* Positive<sup>1</sup> and Confirmed<sup>2</sup> Cases Reported<sup>3</sup> through Week 18.**

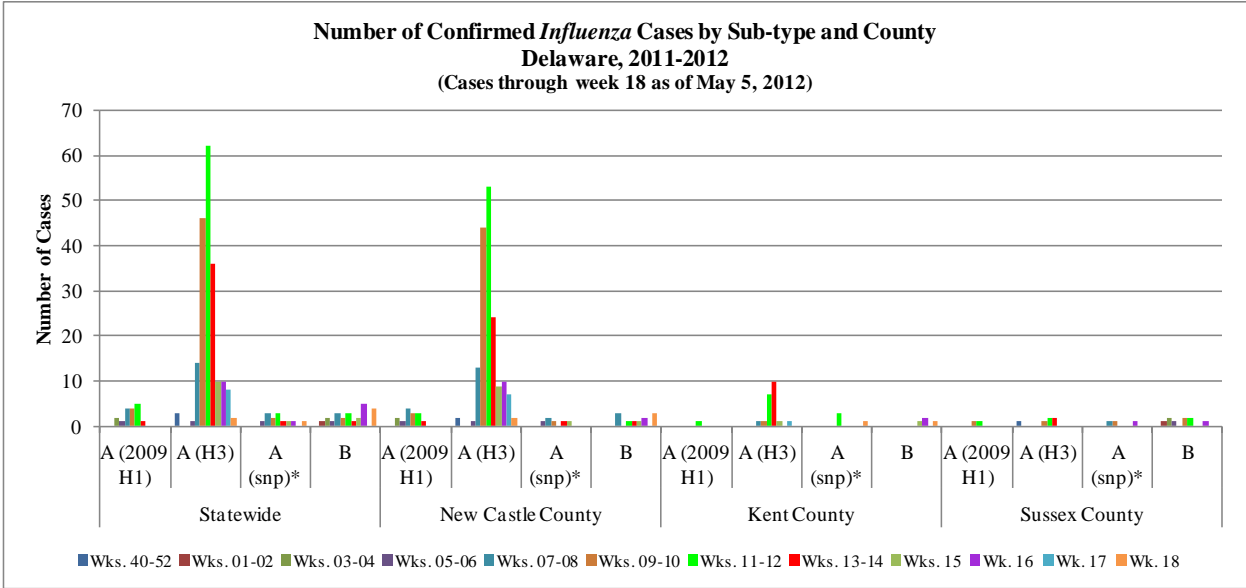
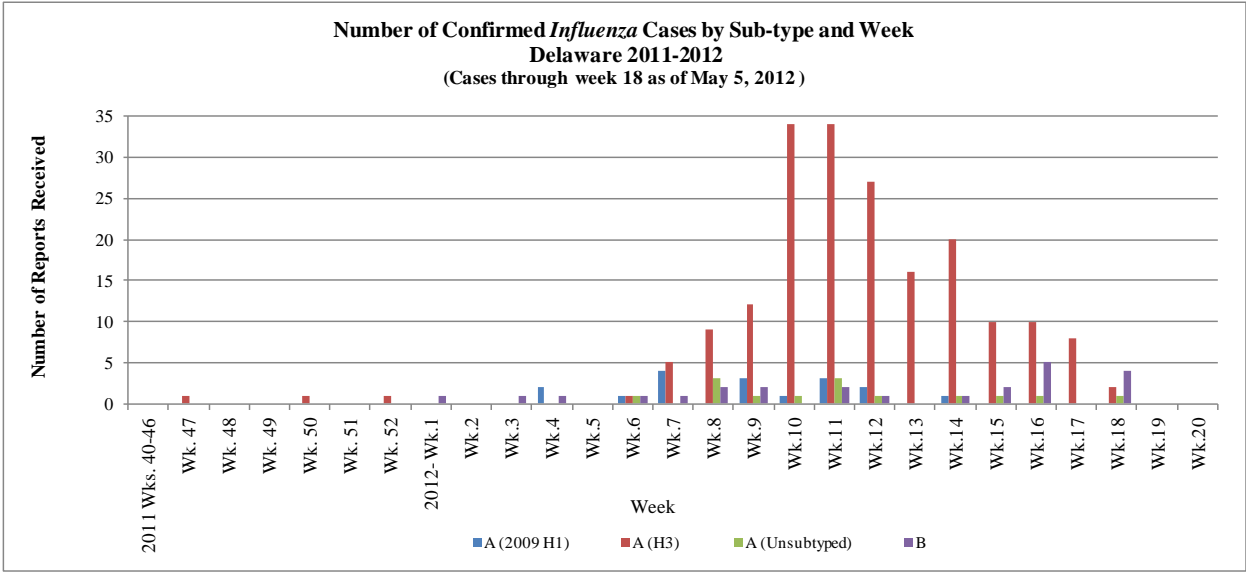
		Wks.	Wks.	Wks.	Wks.	Wks.	Wks.	Wks.	Wks.	Wks.	Wk.	Wk.	Wk.		YTD	YTD
		40-52	01-02	03-04	05-06	07-08	09-10	11-12	13-14	15	16	17	18	YTD	Total	Cnty %
Statewide	A (2009 H1)	0	0	2	1	4	4	5	1	0	0	0	0	17	246	
	A (H3)	3	0	0	1	14	46	62	36	10	10	8	2	192		
	A (snp)*	0	0	0	1	3	2	3	1	1	1	0	1	13		
	B	0	1	2	1	3	2	3	1	2	5	0	4	24		
New Castle County	A (2009 H1)	0	0	2	1	4	3	3	1	0	0	0	0	14	196	79.7%
	A (H3)	2	0	0	1	13	44	53	24	9	10	7	2	165		
	A (snp)*	0	0	0	1	2	1	0	1	1	0	0	0	6		
	B	0	0	0	0	3	0	1	1	1	2	0	3	11		
Kent County	A (2009 H1)	0	0	0	0	0	0	1	0	0	0	0	0	1	30	12.2%
	A (H3)	0	0	0	0	1	1	7	10	1	0	1	0	21		
	A (snp)*	0	0	0	0	0	0	3	0	0	0	0	1	4		
	B	0	0	0	0	0	0	0	0	0	1	2	0	4		
Sussex County	A (2009 H1)	0	0	0	0	0	1	1	0	0	0	0	0	2	20	8.1%
	A (H3)	1	0	0	0	0	1	2	2	0	0	0	0	6		
	A (snp)*	0	0	0	0	1	1	0	0	0	1	0	0	3		
	B	0	1	2	1	0	2	2	0	0	1	0	0	9		

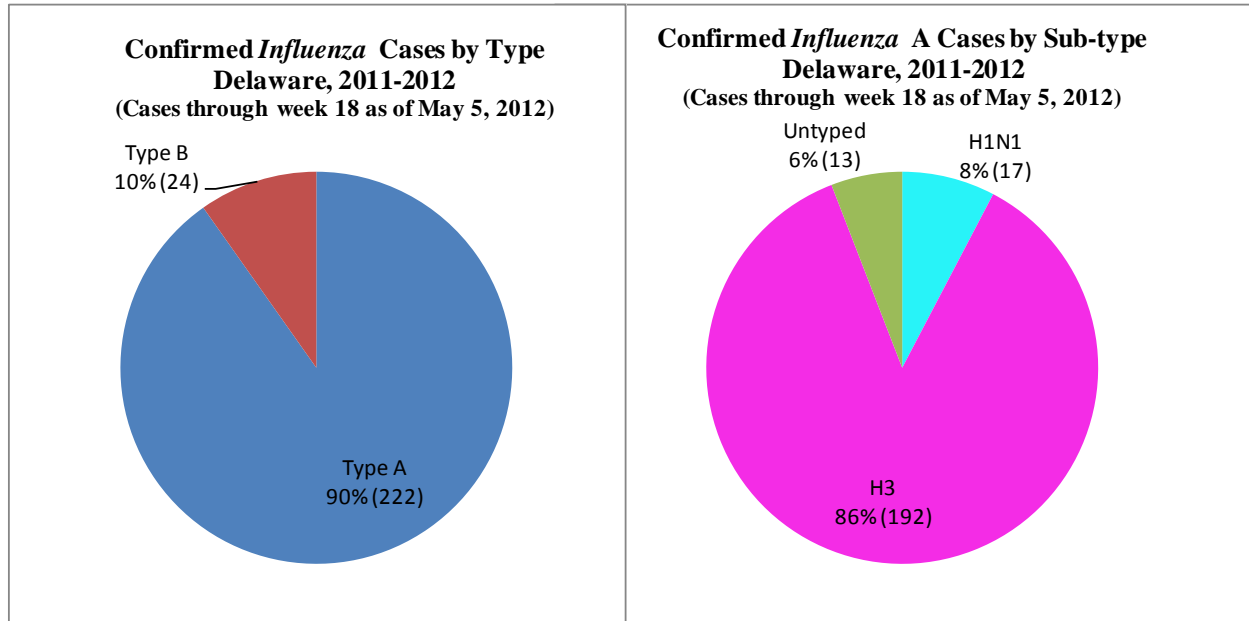
<sup>1</sup> Based on patients with positive nucleic acid and/or viral culture test results reported to the Division of Public Health.

<sup>2</sup> Confirmed *Influenza* cases from all reporting sources (including Delaware Public Health Laboratory)

<sup>3</sup> Reports are by date of specimen collection, not the date the results are obtained. As a result, prior weeks' counts may be adjusted to reflect additional cases received.

\* (snp) - (sub-typing not performed).

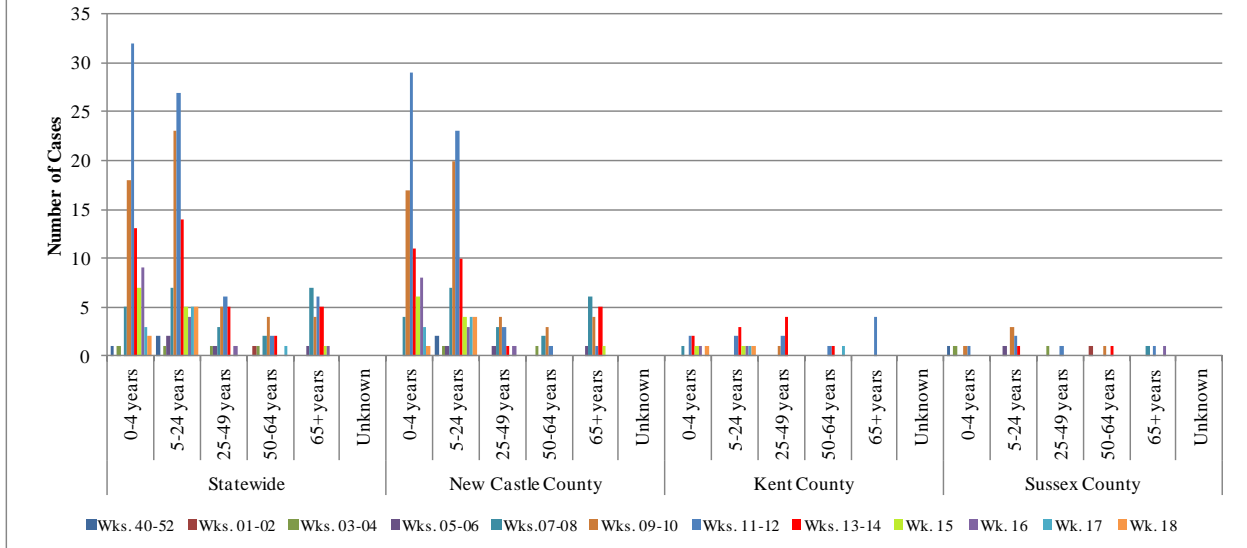




**Confirmed Influenza Cases by Age Group & County, Delaware:2011-2012**

		Wks.	Wks.	Wks.	Wks.	Wks.	Wks.	Wks.	Wks.	Wk.	Wk.	Wk.	Wk.	YTD	YTD Total	YTD Cnty %
		40-52	01-02	03-04	05-06	07-08	09-10	11-12	13-14	15	16	17	18			
Statewide	0-4 years	1	0	1	0	5	18	32	13	7	9	3	2	91	246	
	5-24 years	2	0	1	2	7	23	27	14	5	4	5	5	95		
	25-49 years	0	0	1	1	3	5	6	5	0	1	0	0	22		
	50-64 years	0	1	1	0	2	4	2	2	0	0	1	0	13		
	65+ years	0	0	0	1	7	4	6	5	1	1	0	0	25		
	Unknown	0	0	0	0	0	0	0	0	0	0	0	0	0		
New Castle County	0-4 years	0	0	0	0	4	17	29	11	6	8	3	1	79	196	79.7%
	5-24 years	2	0	1	1	7	20	23	10	4	3	4	4	79		
	25-49 years	0	0	0	1	3	4	3	1	0	1	0	0	13		
	50-64 years	0	0	1	0	2	3	1	0	0	0	0	0	7		
	65+ years	0	0	0	1	6	4	1	5	1	0	0	0	18		
	Unknown	0	0	0	0	0	0	0	0	0	0	0	0	0		
Kent County	0-4 years	0	0	0	0	1	0	2	2	1	1	0	1	8	31	12.6%
	5-24 years	0	0	0	0	0	0	2	3	1	1	1	1	9		
	25-49 years	0	0	0	0	0	1	2	4	0	0	0	0	7		
	50-64 years	0	0	0	0	0	0	1	1	0	0	1	0	3		
	65+ years	0	0	0	0	0	0	4	0	0	0	0	0	4		
	Unknown	0	0	0	0	0	0	0	0	0	0	0	0	0		
Sussex County	0-4 years	1	0	1	0	0	1	1	0	0	0	0	0	4	19	7.7%
	5-24 years	0	0	0	1	0	3	2	1	0	0	0	0	7		
	25-49 years	0	0	1	0	0	0	1	0	0	0	0	0	2		
	50-64 years	0	1	0	0	0	1	0	1	0	0	0	0	3		
	65+ years	0	0	0	0	1	0	1	0	0	1	0	0	3		
	Unknown	0	0	0	0	0	0	0	0	0	0	0	0	0		

**Number of Confirmed *Influenza* Cases by Age-group & County**  
 Delaware, 2011-2012  
 (Cases through week 18 as of May 5, 2012)



<b>Number of <i>Influenza</i> Hospitalizations by Age-group and Week, Delaware:2011-2012</b>																
		Wks.	Wks.	Wks.	Wks.	Wk.	Wk.	Wks.	Wks.	Wk.	Wk.	Wk.	Wk.	YTD	YTD	YTD
		40-52	01-02	03-04	05-06	07-08	09-10	11-12	13-14	15	16	17	18		Total	Cnty %
Statewide	0-4 years	0	0	0	0	3	0	4	1	0	0	0	0	8	36	
	5-24 years	0	0	0	0	1	1	1	1	1	0	0	0	5		
	25-49 years	0	0	0	0	1	1	2	1	0	0	0	0	5		
	50-64 years	0	1	1	0	0	2	2	1	0	0	0	0	7		
	65+ years	0	0	0	1	0	0	5	5	0	0	0	0	11		
	Unknown	0	0	0	0	0	0	0	0	0	0	0	0	0		
New Castle County	0-4 years	0	0	0	0	2	0	4	1	0	0	0	0	7	24	66.7%
	5-24 years	0	0	0	0	1	1	1	0	1	0	0	0	4		
	25-49 years	0	0	0	0	1	1	0	0	0	0	0	0	2		
	50-64 years	0	0	1	0	0	2	1	0	0	0	0	0	4		
	65+ years	0	0	0	1	0	0	1	5	0	0	0	0	7		
	Unknown	0	0	0	0	0	0	0	0	0	0	0	0	0		
Kent County	0-4 years	0	0	0	0	1	0	0	0	0	0	0	0	1	8	22.2%
	5-24 years	0	0	0	0	0	0	0	0	0	0	0	0	0		
	25-49 years	0	0	0	0	0	0	2	1	0	0	0	0	3		
	50-64 years	0	0	0	0	0	0	1	0	0	0	0	0	1		
	65+ years	0	0	0	0	0	0	3	0	0	0	0	0	3		
	Unknown	0		0	0	0	0	0	0	0	0	0	0	0		
Sussex County	0-4 years	0	0	0	0	0	0	0	0	0	0	0	0	0	4	11.1%
	5-24 years	0	0	0	0	0	0	0	1	0	0	0	0	1		
	25-49 years	0	0	0	0	0	0	0	0	0	0	0	0	0		
	50-64 years	0	1	0	0	0	0	0	1	0	0	0	0	2		
	65+ years	0	0	0	0	0	0	1	0	0	0	0	0	1		
	Unknown	0	0	0	0	0	0	0	0	0	0	0	0	0		

**Number of Influenza Hospitalizations by Sub-type & County**

		Wks.	Wks.	Wks.	Wks.	Wk.	Wk.	Wks.	Wks.	Wk.	Wk.	Wk.	Wk.	YTD	YTD Total	YTD Cnty %
		40-52	01-02	03-04	05-06	07-08	09-10	11-12	13-14	15	16	17	18			
Statewide	A (2009 H1)	0	0	1	0	2	1	1	1	0	0	0	0	6	36	
	A (H3)	0	0	0	1	2	3	10	7	0	0	0	0	23		
	A (snp)*	0	0	0	0	0	0	2	1	0	0	0	0	3		
	B	0	1	0	0	1	0	1	0	1	0	0	0	4		
New Castle County	A (2009 H1)	0	0	1	0	2	1	0	1	0	0	0	0	5	24	66.7%
	A (H3)	0	0	0	1	1	3	7	4	0	0	0	0	16		
	A (snp)*	0	0	0	0	0	0	0	1	0	0	0	0	1		
	B	0	0	0	0	1	0	0	0	1	0	0	0	2		
Kent County	A (2009 H1)	0	0	0	0	0	0	1	0	0	0	0	0	1	8	22.2%
	A (H3)	0	0	0	0	1	0	3	1	0	0	0	0	5		
	A (snp)*	0	0	0	0	0	0	2	0	0	0	0	0	2		
	B	0	0	0	0	0	0	0	0	0	0	0	0	0		
Sussex County	A (2009 H1)	0	0	0	0	0	0	0	0	0	0	0	0	0	4	11.1%
	A (H3)	0	0	0	0	0	0	0	2	0	0	0	0	2		
	A (snp)*	0	0	0	0	0	0	0	0	0	0	0	0	0		
	B	0	1	0	0	0	0	1	0	0	0	0	0	2		

\* (snp) - (sub-typing not performed)

**Influenza-Related Deaths:**

Total Influenza -Related Deaths:	Wks. 40	Wks. 01	Wks. 04	Wks. 07	Wks. 10	Wks. 13				
Delaware	52	03	06	09	12	15	Wk. 16	Wk. 17	Wk. 18	YTD
2011-2012 Influenza Season	0	0	0	0	0	0	0	0	0	0

Annual Seasonal Influenza Case Totals	
2004 – 2005	995
2005 – 2006	541
2006 – 2007	508
2007 – 2008	1,401
2008 – 2009	738
2009 – 2010	2,247
2010 – 2011	1,470
2011 – 2012	246

**NOTE:** The data provided may not be a true reflection of the total number of people who have been infected with influenza virus in Delaware, chiefly due to the following:

- Many people ill with influenza-like symptoms do not seek medical care; and
- Many who do seek medical care are not tested for influenza.

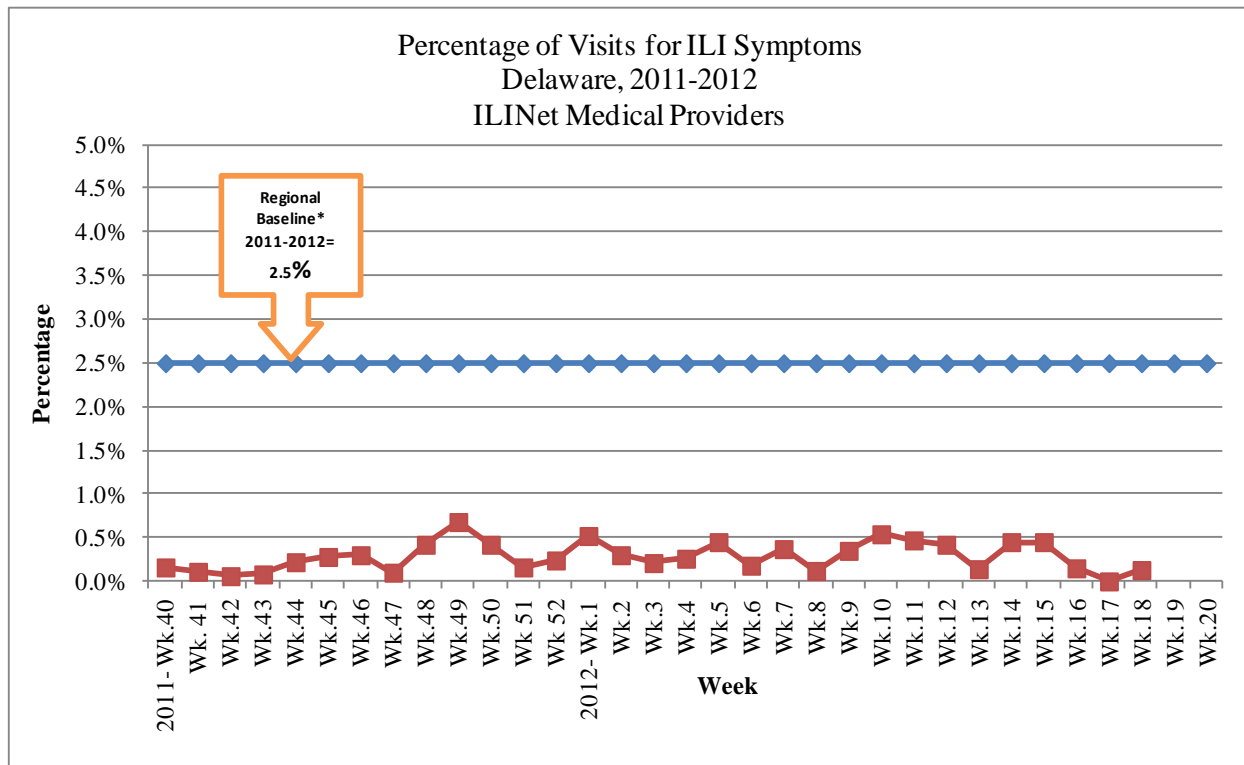
### Level of *Influenza* Activity in Delaware, Week 18, 2012:

<h1>Sporadic</h1>	<p>➡ : Isolated laboratory confirmed cases <u>OR</u> a laboratory confirmed outbreak in one institution but no increase in reports of ILI from the regional baseline for the season.</p>
	<p>➡ <b>Influenza-like illness (ILI)</b> is defined as patients presenting with fever over 100° F, cough and/or sore throat in the absence of a known cause other than <i>influenza</i>.</p>
	<p>➡ <b>No Activity:</b> No laboratory confirmed cases of <i>influenza</i> and no increase in the number of reports of ILI above regional baseline for the season.</p> <p>➡ <b>Sporadic:</b> Isolated laboratory confirmed cases <u>OR</u> a laboratory confirmed outbreak in one institution but no increase in reports of ILI from the regional baseline for the season.</p> <p>➡ <b>Local:</b> Increased ILI above the regional baseline for the season in a single county; ILI activity in other counties is not increased above baseline AND recent (within the past three weeks) laboratory evidence of <i>influenza</i> in the county with increased ILI <u>OR</u> two or more institutional outbreaks (ILI or laboratory confirmed flu) in a single county AND recent (within the past three weeks) laboratory evidence of <i>influenza</i> in the county with the outbreaks; virus activity is no greater than sporadic in other counties.</p> <p>➡ <b>Regional:</b> Outbreaks of <i>influenza</i> or increases in ILI and recent laboratory confirmed <i>influenza</i> in at least 2 but less than half the regions of the state. (This level of activity does not apply for small states with 4 or fewer regions.)</p> <p>➡ <b>Widespread:</b> Increase in ILI reports above the regional baseline and/or institutional outbreaks of influenza (ILI or lab confirmed) AND recent (within the past 3 weeks) laboratory confirmed <i>influenza</i> in at least two of the three counties.</p>

**ILINet (Sentinel) Provider Surveillance Network:**

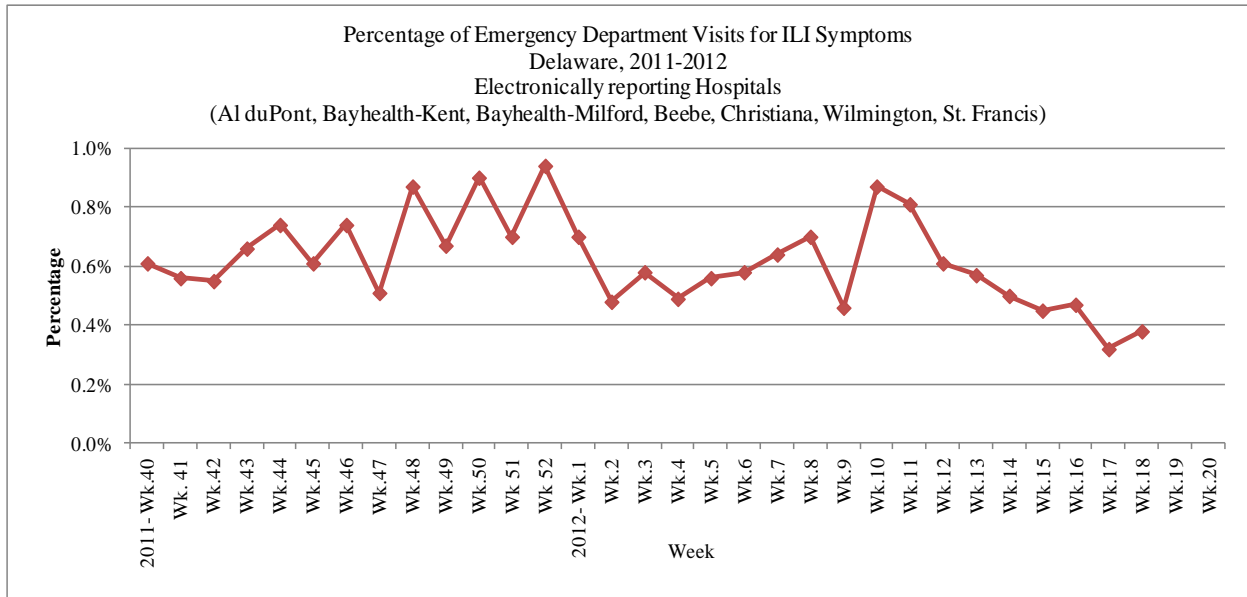
ILINet providers conduct surveillance for ILI in collaboration with the Division of Public Health and the Centers for Disease Control and Prevention. Data reported by ILINet providers, in combination with other *influenza* surveillance data, provide a national and statewide picture of *influenza* virus and ILI activity in the U.S.

***Influenza-like illness reported from ILINet Providers***  
**Delaware, 2011-2012**  
**8 of 15 Sentinel Providers reporting**

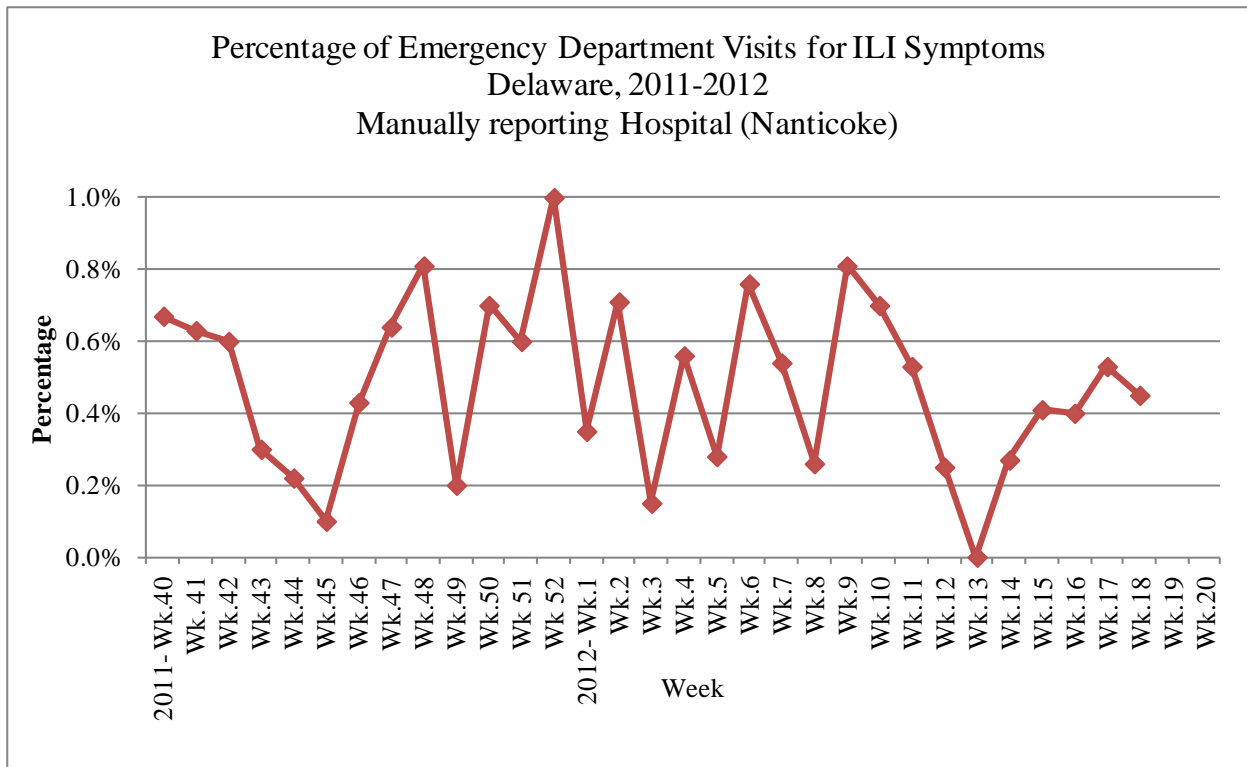


**Regional Baseline for 2011-2012 applicable to: Region 3 (Delaware, District of Columbia, Maryland, Pennsylvania, Virginia & West Virginia); baseline= 2.5%.**

**Hospital Electronic Surveillance ILI Data: Delaware, 2011-2012**  
**7 of 7 hospitals reporting (Al DuPont, Bayhealth Kent, Bayhealth Milford, Beebe, Christiana, Wilmington & St. Francis)**

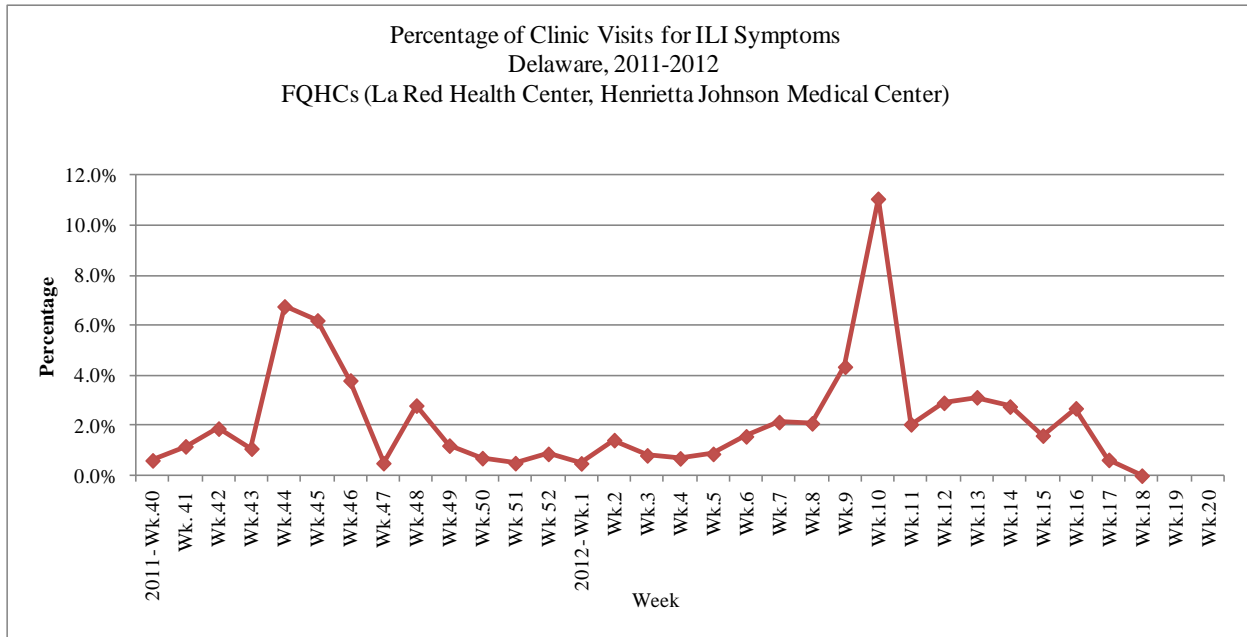


**Hospital Manual Surveillance ILI Data: Delaware, 2011-2012**  
**Nanticoke Hospital Reporting**

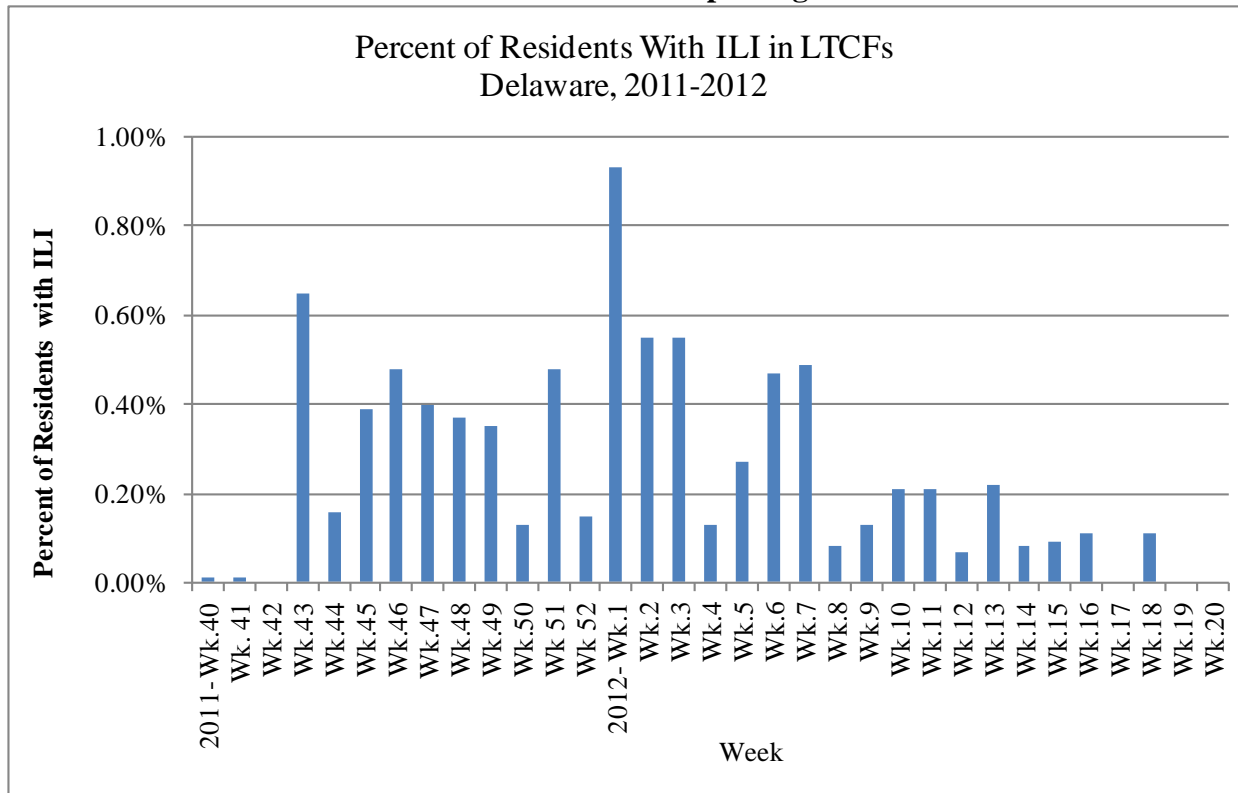




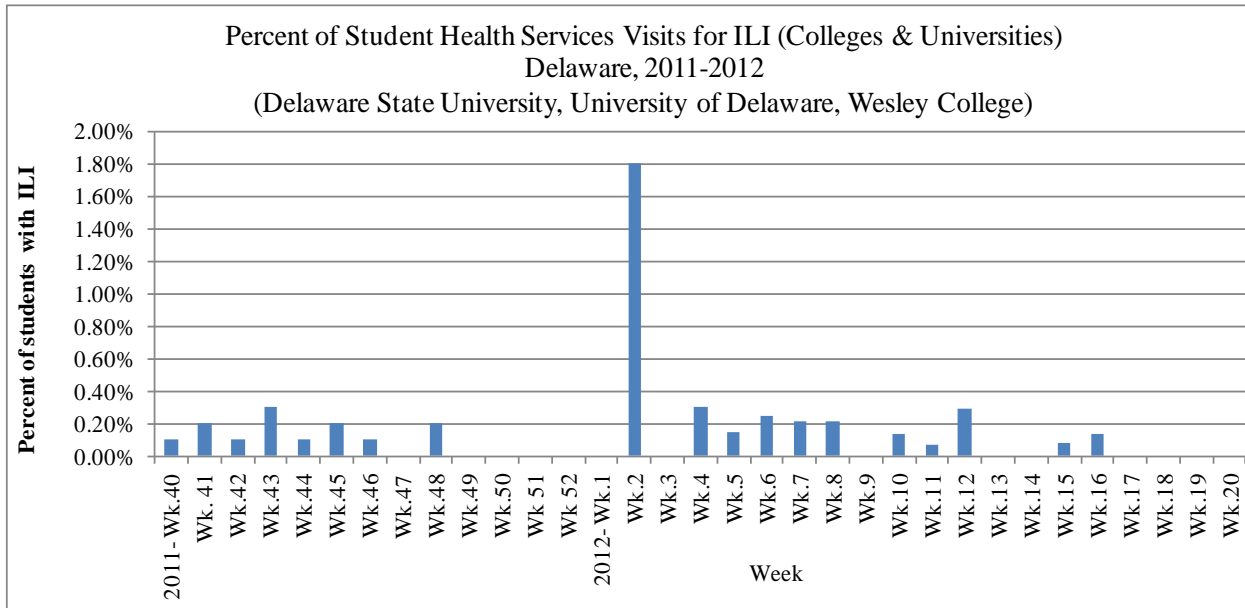
**Influenza-like illness reported from Federally Qualified Health Centers (FQHCs):  
Delaware 2011-2012  
One of two FQHCs reporting (La Red Health Center)**



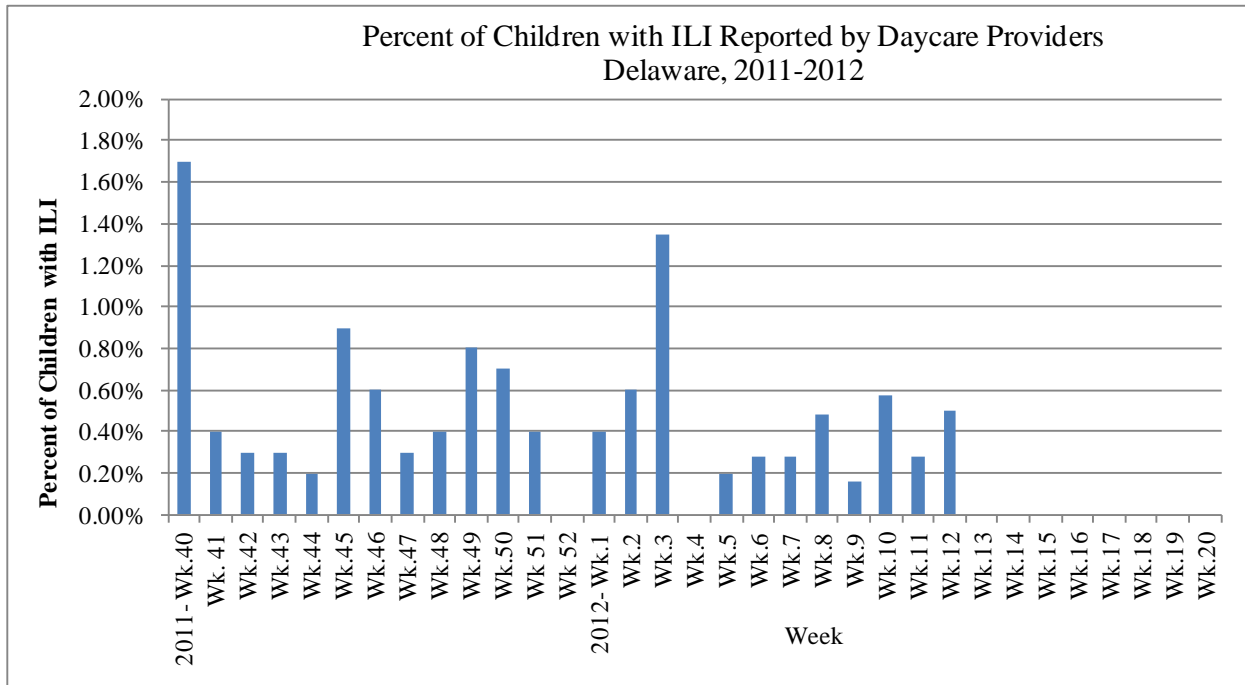
**Influenza-like-illness reported by Long-Term Care Facilities (LTCFs):  
Delaware, 2011-2012  
10 of 20 facilities reporting**



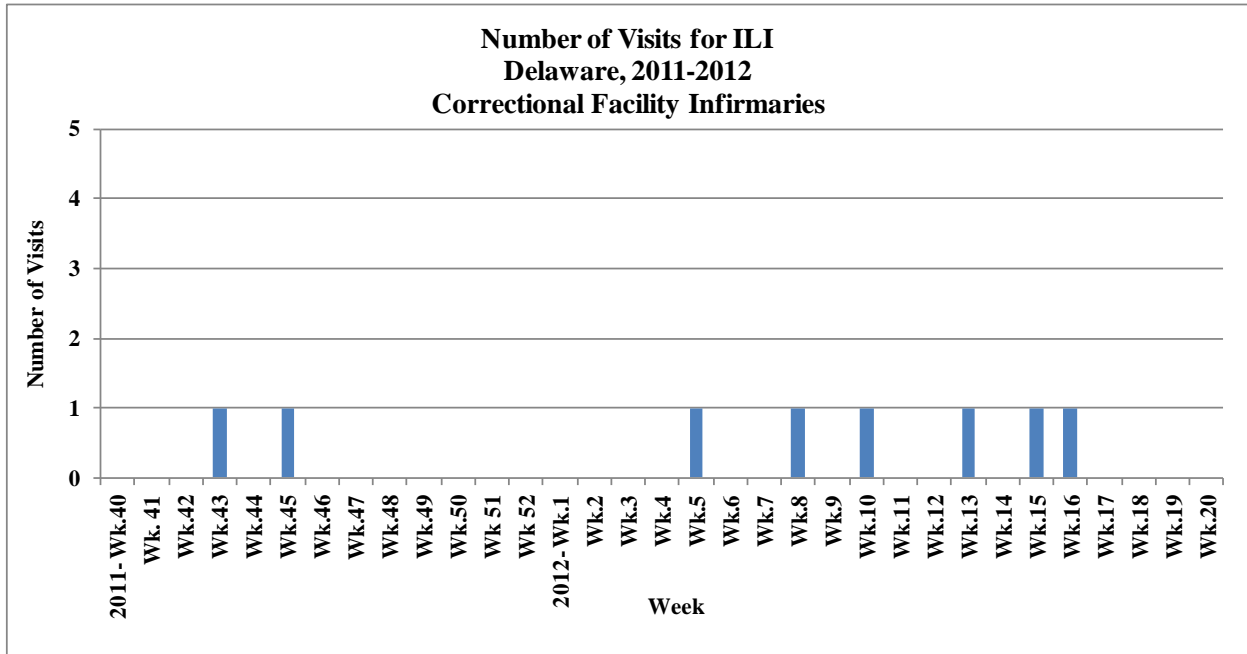
**Influenza-like illness reported by Colleges/Universities:  
Delaware, 2011-2012  
1 of 3 schools reporting (University of Delaware)**



**Influenza-like-illness reported by Daycare Providers:  
Delaware, 2011-2012  
1 of 13 providers reporting**



**Influenza-like illness reported by Correctional Facilities:  
 Delaware, 2011-2012  
 8 of 11 facilities reporting**



The Division of Public Health is committed to serving you better. If you have not found the answers to your questions, please visit [flu.delaware.gov](http://flu.delaware.gov) or call (302) 744-4704.