



Delaware Weekly Influenza Report MMWR Week 41 (October 6- October 12, 2019) Delaware Division of Public Health

National Influenza Synopsis 2019-2020:

National data are updated Friday of each week. Please visit <http://www.cdc.gov/flu/weekly/> for the most current information. Geographic spread of influenza during MMWR Week 41 (October 6- October 12, 2019) was reported as follows:

- No Activity was reported in three states (Mississippi, New Hampshire, and Rhode Island)
- Sporadic Influenza Activity was reported in District of Columbia, Puerto Rico, the U.S. Virgin Islands and 43 states (Alabama, Alaska, Arizona, Arkansas, Colorado, Connecticut, Delaware, Florida, Georgia, Hawaii, Idaho, Illinois, Indiana, Iowa, Kansas, Maine, Maryland, Massachusetts, Michigan, Minnesota, Missouri, Montana, Nebraska, New Jersey, New Mexico, New York, North Carolina, North Dakota, Ohio, Oklahoma, Oregon, Pennsylvania, South Carolina, South Dakota, Tennessee, Texas, Utah, Vermont, Virginia, Washington, West Virginia, Wisconsin and Wyoming).
- Local Influenza Activity in three states (California, Kentucky, and Nevada)
- Regional Influenza Activity was reported in one state (Louisiana)
- Guam did not report.

Summary of International Influenza Activity:

- In the temperate zones of the southern hemisphere, influenza activity was low in most countries, and appeared to decrease in Chile after a second wave of influenza activity of predominately B viruses.
- In the Caribbean, and tropical South American countries, influenza activity was low overall. In Central American countries, influenza activity increased in El Salvador and Nicaragua.
- In tropical Africa, influenza activity was low across reporting countries except for some countries in Western Africa.
- In Southern Asia, influenza activity was low across reporting countries except in Bhutan where influenza activity continued to be reported above alert threshold.
- In South East Asia, influenza activity was low in most reporting countries but appeared to increase in Lao PDR.
- In the temperate zone of the northern hemisphere, influenza activity remained at inter-seasonal levels in most countries. Influenza season appeared to have started across the countries of the Arabian Peninsula.
- Worldwide, seasonal influenza A viruses continued to account for the majority of detections, though the proportion of influenza B viruses increased in recent weeks.

Reference: World Health Organization (WHO), 2017. Influenza Update number 321 (10/14/2019). Retrieved October 18, 2019, from http://www.who.int/influenza/surveillance_monitoring/updates/latest_update_GIP_surveillance/en/

Reports are updated biweekly.

Delaware Influenza Surveillance 2019-2020:

During MMWR Week 41, there were five laboratory-confirmed cases of influenza reported among Delaware Residents. Reports of influenza-like-illness (ILI) received from participating providers, facilities, and institutions in Delaware show ILI is 0.08% compared to Delaware’s 2019-2020 baseline of 1.9%. Nationally, 1.5% of visits to a healthcare provider were for ILI, which is below the 2019-2020 national baseline of 2.4%

Level of Influenza Activity in Delaware, MMWR Week 41:

Sporadic	Small numbers of laboratory-confirmed influenza cases or a single laboratory-confirmed influenza outbreak has been reported, but there is no increase in cases of ILI.
Influenza-like illness (ILI) is defined as patients presenting with fever of 100° F or greater, cough and/or sore throat in the absence of a known cause other than influenza.	
CDC Definitions:	
No Activity: No laboratory-confirmed cases of influenza and no reported increase in the number of cases of ILI.	
Sporadic: Small numbers of laboratory-confirmed influenza cases or a single laboratory-confirmed influenza outbreak has been reported, but there is no increase in cases of ILI.	
Local: Outbreaks of influenza or increases in ILI cases and recent laboratory-confirmed influenza in a single region of the state.	
Regional: Outbreaks of influenza or increases in ILI and recent laboratory-confirmed influenza in at least two but less than half the regions of the state with recent laboratory evidence of influenza in those regions. ³	
Widespread: Outbreaks of influenza or increases in ILI cases and recent laboratory-confirmed influenza in at least half the regions of the state with recent laboratory evidence of influenza in the state.	

¹ 2018-2019 Region 3 (DE, DC, MD, PA, VA and WV) Baseline = 1.9%.

² Laboratory-confirmed case = case confirmed by viral culture or PCR.

³ Region = population under surveillance in a defined geographical subdivision of a state. Regions typically include several counties. Regional does not apply to states with ≤ four counties.

Summary of Figures for the MMWR Week 41 Report:

	<u>Page</u>
Table 1A: Comparison of the 2018-2019 MMWR Week 40 and the 2019-2020 MMWR Week 40 Confirmed Influenza Cases Reported Statewide by County and Age Group	4
Table 1B: Comparison of the 2018-2019 MMWR Week 40 and the 2019-2020 MMWR Week 40 Confirmed Influenza Cases Reported Statewide by County and subtype/lineage	5
Figure 1: Confirmed Cases of Influenza by Type and Subtype/Lineage, Delaware 2019-2020 Influenza Season	6
Table 2: Comparison of the 2018-2019 MMWR Week 40 and the 2019-2020 MMWR Week 40 Influenza-related Hospitalizations and Deaths Statewide by County and Age Group	7
Table 3: Annual Number of Influenza Cases Reported by Flu Season, Delaware 2004-05 through 2019-20	7
Figure 2: Percentage of Visits for Influenza-Line Illness Reported by Sentinel Providers ¹ participating in the U.S. Outpatient ILI Surveillance Network (ILINet), Delaware 2019-2020	8
Figure 3A: Percentage of Emergency Department (ED) Visits Due to ILI/Influenza by MMWR Week, Delaware 2019-2020	9
Figure 3B: County-Specific Percentage of ED visits Due to ILI/Influenza by MMRW Week, Delaware 2019-2020	10

Table 1A: Comparison of the 2018-2019 MMWR Week 41 and the 2019-2020 MMWR Week 41 Confirmed¹ Influenza Cases Reported Statewide by County and Age Group

Confirmed Flu Cases by Age Group		2018-2019 Influenza Season					2019-2020 Influenza Season				
		Week 41	Total Counts	County Percentage (%)	YTD ²	YTD County Percentage (%)	Week 41	Total Counts	County Percentage (%)	YTD ²	YTD County Percentage (%)
STATEWIDE	0-4	1	4	--	10	--	0	5	--	6	--
	5-24	1					3				
	25-49	1					2				
	50-64	1					0				
	65+	0					0				
New Castle County	0-4	0	1	25	3	30	0	2	40	3	50
	5-24	0					1				
	25-49	0					1				
	50-64	1					0				
	65+	0					0				
Kent County	0-4	0	2	50	5	50	0	1	20	1	16.67
	5-24	1					0				
	25-49	1					1				
	50-64	0					0				
	65+	0					0				
Sussex County	0-4	1	1	25	2	20	0	2	40	2	33.33
	5-24	0					2				
	25-49	0					0				
	50-64	0					0				
	65+	0					0				

¹Influenza Cases are confirmed via PCR testing

²YTD stands for “Year to Date” and represents the cumulative number of cases through the current MMWR Week being assessed for the 2018-19 and 2019-20 influenza seasons, respectively.

Table 1B: Comparison of the 2018-2019 MMWR Week 41 and the 2019-2020 MMWR Week 41 Confirmed¹ Influenza Cases Reported Statewide by County and subtype/lineage

Confirmed Flu Cases by Subtype / Lineage		2018-2019 Influenza Season		2019-2020 Influenza Season	
		Week 41	Total Counts	Week 41	Total Counts
STATEWIDE	A / 2009 H1N1	0	4	0	5
	A / 2012 H3N2	0		0	
	A / no subtype	3		0	
	Co-infection	1 ²		0	
	B / Yamagata	0		0	
	B / Victoria	0		2	
	B / no lineage	0		3	
New Castle County	A / 2009 H1N1	1	1	0	2
	A / 2012 H3N2	0		0	
	A / no subtype	0		0	
	Co-infection	0		0	
	B / Yamagata	0		0	
	B / Victoria	0		1	
	B / no lineage	0		1	
Kent County	A / 2009 H1N1	0	2	0	1
	A / 2012 H3N2	0		0	
	A / no subtype	2		0	
	Co-infection	0		0	
	B / Yamagata	0		0	
	B / Victoria	0		0	
	B / no lineage	0		1	
Sussex County	A / 2009 H1N1	0	1	0	2
	A / 2012 H3N2	0		0	
	A / no subtype	0		0	
	Co-infection	1		0	
	B / Yamagata	0		0	
	B / Victoria	0		1	
	B / no lineage	0		1	

¹Influenza Cases are confirmed via PCR testing

²The coinfection from MMWR Week 41 2018 was B/Victoria and B/Yamagata

Confirmed Cases of Influenza by Type and Subtype/Lineage, Delaware 2019-2020 Influenza Season

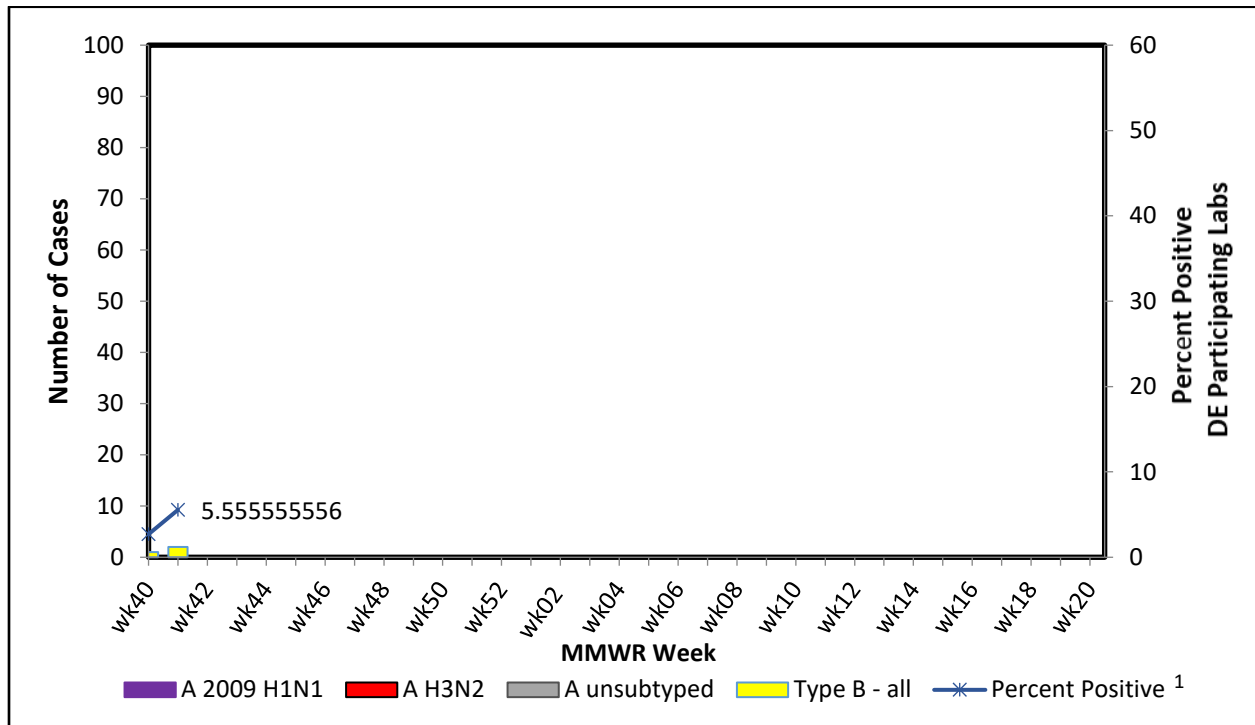


Figure 1: During MMWR Week 41 for the 2019-2020 Influenza season, there were two confirmed case of Influenza reported by ILINet providers. Both were identified as subtype B/Victoria. The percent positive for sample tested was 5.55%.

¹Percent Positive represents the amount of specimens that tested positive for influenza out of all samples tested for that MMWR week.

Table 2: Comparison of the 2018-2019 MMWR Week 41 and the 2019-2020 MMWR Week 41 Influenza-related Hospitalizations and Deaths Statewide by County and Age Group

Hospitalizations and Deaths due to Influenza	2018-2018 Influenza Season			2019-2020 Influenza Season		
	Week 41	Percentage of Confirmed Cases (%) ¹	YTD Percentage of Confirmed Cases (%) ²	Week 41	Percentage of Confirmed Case(%) ¹	YTD Percentage of Confirmed Cases (%) ²
Hospitalizations	1	20	10	0	0	0
Deaths	0	0	0	0	0	0

¹Percentage of cases confirmed during the single MMWR Week

²Percentage of cases for the cumulative count of confirmed cases through the influenza season to the current MMWR Week.

Table 3: Annual Number of Influenza Cases Reported by Flu Season, Delaware 2004-05 through 2019-20

Influenza Season	Total Annual Influenza Cases
2004 – 2005	995
2005 – 2006	541
2006 – 2007	508
2007 – 2008	1,401
2008 – 2009	738
2009 – 2010	2,247
2010 – 2011	1,479
2011 – 2012	267
2012 – 2013	1,781
2013 – 2014	1,842
2014 – 2015	2,390
2015 – 2016	1,842
2016 – 2017	4,590
2017 – 2018	9,051
2018 – 2019	6,387
2019 – 2020 (YTD)	6

U.S. Outpatient Influenza-Like Illness Surveillance Network (ILINet) Sentinel Providers

An ILINet (sentinel) provider conducts surveillance for influenza-like illness (ILI) in collaboration with the Division of Public Health and the Centers for Disease Control and Prevention (CDC). Data reported by ILINet providers, in combination with other influenza surveillance data, provide a national and statewide picture of influenza activity in the U.S.

Percentage of Visits for Influenza-Like Illness Reported by Sentinel Providers¹ participating in the U.S. Outpatient ILI Surveillance Network (ILINet), Delaware 2019-2020

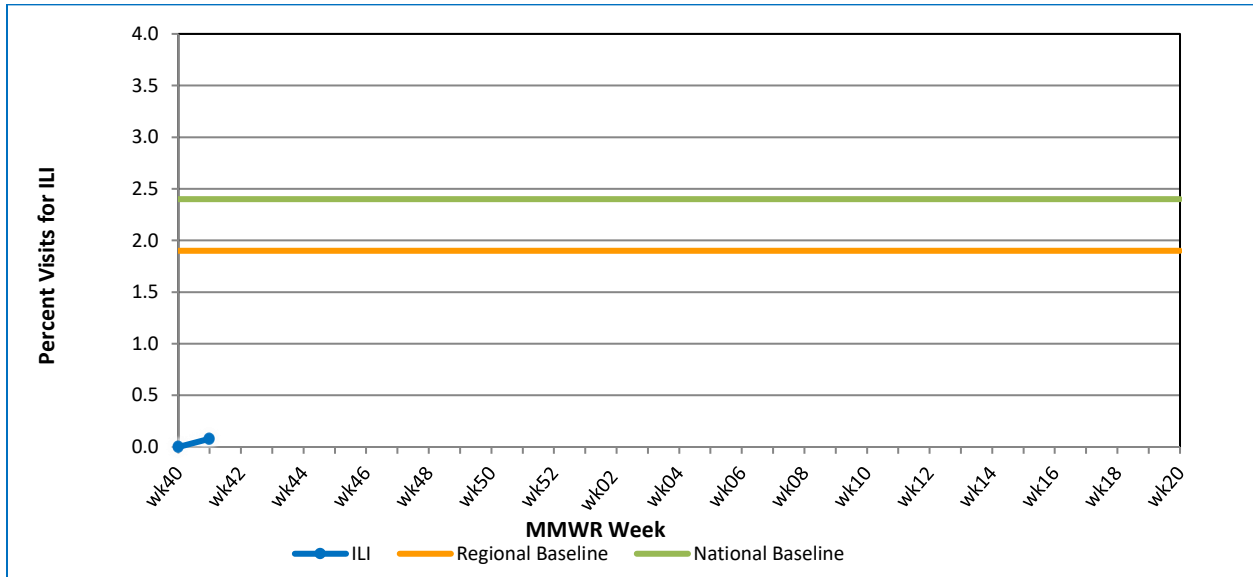


Figure 2: Delaware’s regional baseline² for healthcare visits relating to ILI symptoms in the 2019-2020 Influenza Season is 1.9% and the national baseline³ is 2.4%. In MMWR Week 41, the amount of ILI related visits reported by sentinel providers was 0.08%.

¹Five of twelve sentinel providers reported

²The regional baseline is calculated by the CDC using non-influenza weeks from the previous three influenza seasons. Delaware is in Region 3, which also includes DC, MD, PA, VA, and WV.

³The National baseline is calculated by the CDC using non-influenza weeks from the previous three influenza seasons.

Percentage of Emergency Department (ED) Visits Due to ILI/Influenza by MMWR Week, Delaware 2019-2020

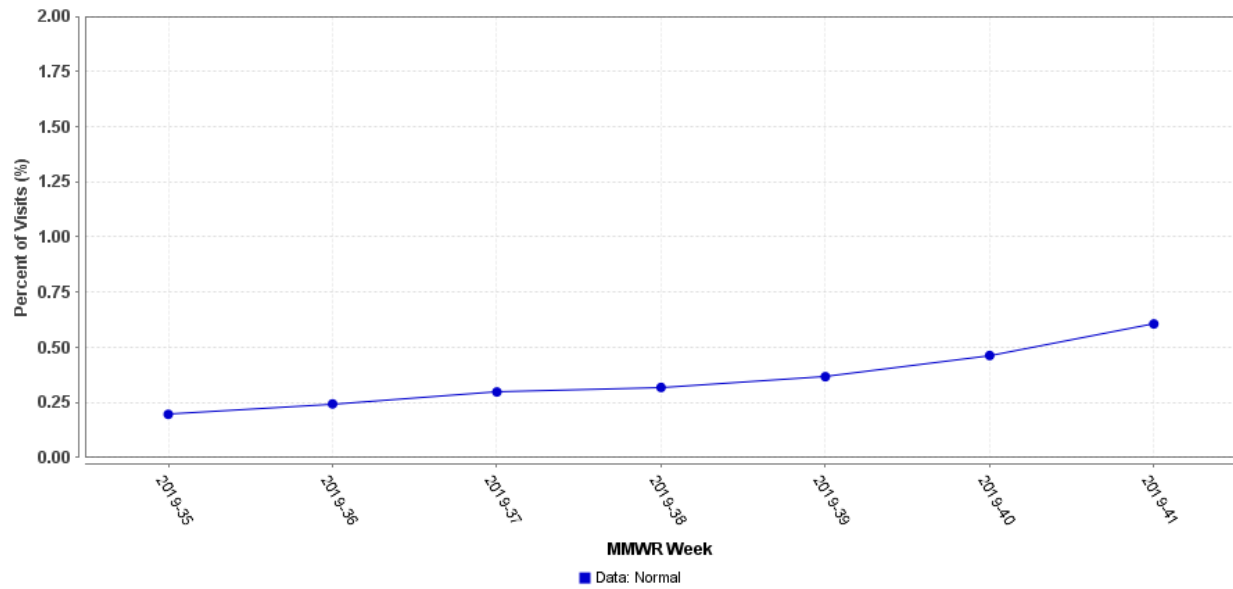


Figure 3A: Syndromic data collected from ESSENCE shows that in the weeks preceding the start of the 2019-2020 Influenza season and through MMWR Week 41 there was an increase in the percentage of ED visits due to ILI/Flu symptoms.

County-Specific Percentage of ED visits Due to ILI/Influenza by MMRW Week, Delaware
2019-2020

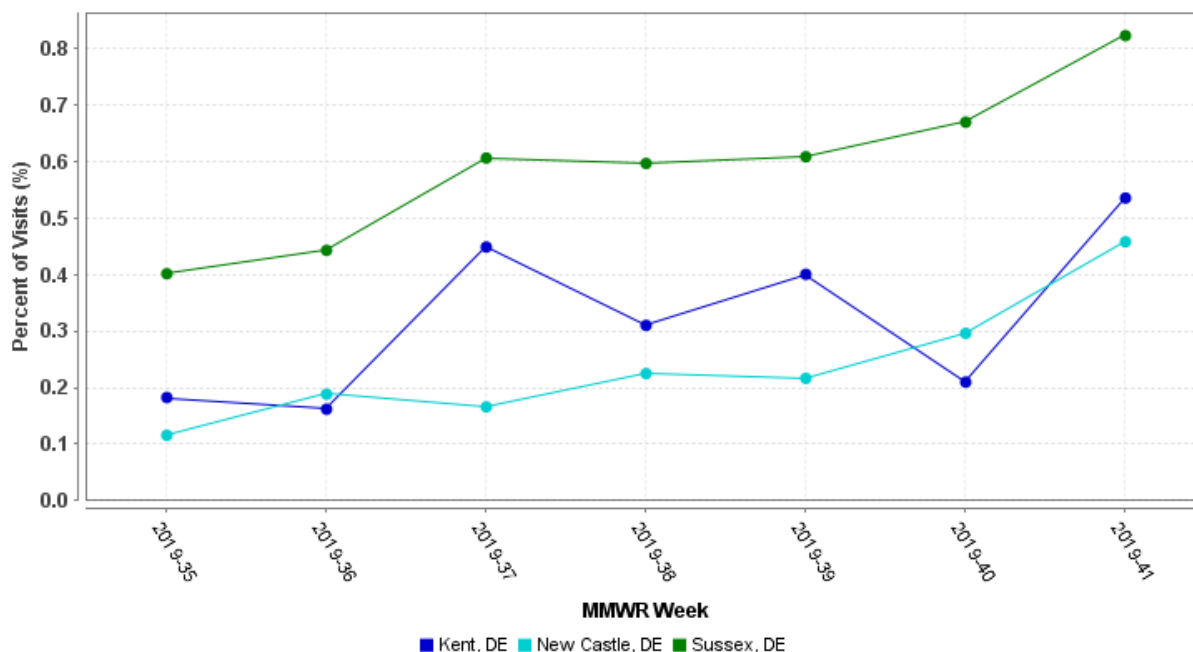


Figure 3B: Syndromic data collected from ESSENCE shows that in the weeks preceding the start of the 2019-2020 Influenza season and through MMWR Week 41 there was an increase in the percentage of ED visits due to ILI/Flu symptoms for each Delaware County.

NOTE: Data provided do not reflect the total number of individuals who have been infected with the influenza virus in Delaware during the reporting period due to the following factors:

- Many people ill with influenza-like symptoms do not seek medical care.
- Many who do seek medical care are not tested for influenza.
- The Delaware Public Health Laboratory is limited by capacity to processing a maximum of three specimens per day from each reporting entity.

The Delaware Division of Public Health (DPH) is committed to serving you better by providing the most accurate, up-to-date influenza data available.

- For general information on influenza, visit flu.delaware.gov or <http://dhss.delaware.gov/dhss/dph/dpc/immunize-flu.html>.
- For specific information on DPH flu clinics, visit <http://dhss.delaware.gov/dhss/dph/fluclinics.html>.
- For questions on Delaware's weekly flu report, call the DPH Office of Infectious Disease Epidemiology at 302-744-4990.
- For questions regarding influenza vaccination, please call 302-744-1060.