

Campus Climate Survey for UCSD - Findings Related to Undergraduate Students¹

77% of all survey respondents were “comfortable” or “very comfortable” with the climate at UC San Diego, 15% were neutral, and 8% were “uncomfortable” or “very uncomfortable.”

Genderqueer (52%), Black (11.5%), socioeconomically disadvantaged (10.9%), non-native English speakers (10.6%), and Latino (9%) survey respondents reported the highest rates of dissatisfaction and/or negative experiences with the campus climate.

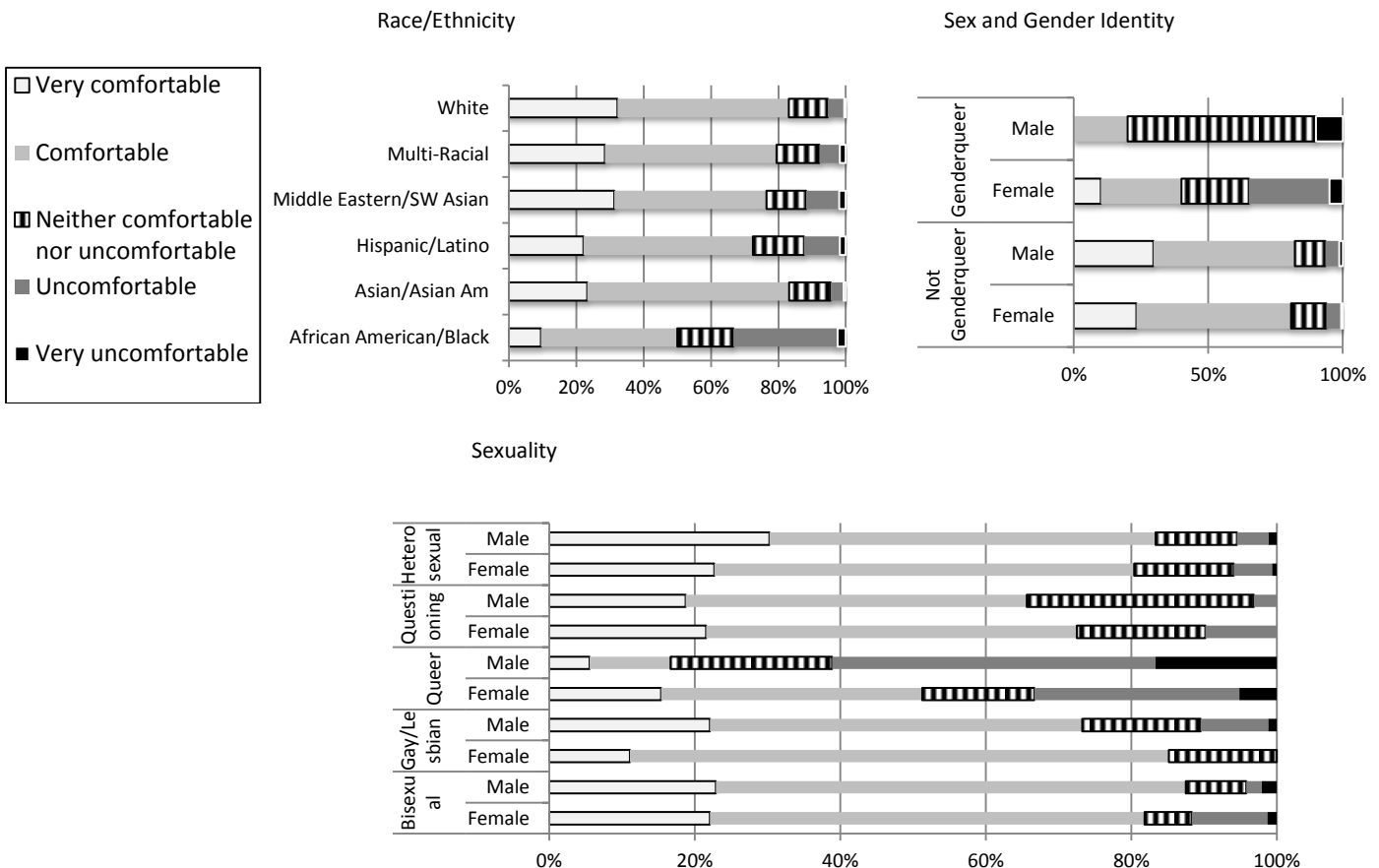
23% of respondents believed that they had personally experienced exclusionary, intimidating, offensive and/or hostile conduct; 8% of respondents indicated that the conduct interfered with their ability to work or learn.

Within the last 5 years, 279 people (2%) believed they had experienced unwanted sexual contact (including forcible rape, use of drugs to incapacitate, forcible sodomy, gang rape, sexual assault, sexual assault with an object, and forcible fondling) while at UC San Diego. Most were undergraduate students (*n*=160)

20% of Undergraduate Students that took the survey had seriously considered leaving UCSD.

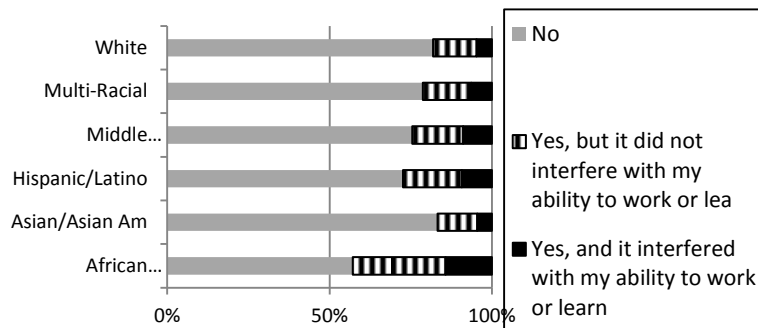
19% of white undergraduate respondents and 27% of underrepresented minority undergraduate survey respondents
 19% of heterosexual undergraduate respondents and 28% of LGBQ undergraduate respondents
 18% of undergraduate respondents without disabilities and 30% of undergraduate respondents with disabilities

Overall, how comfortable are you with the climate at UCSD?

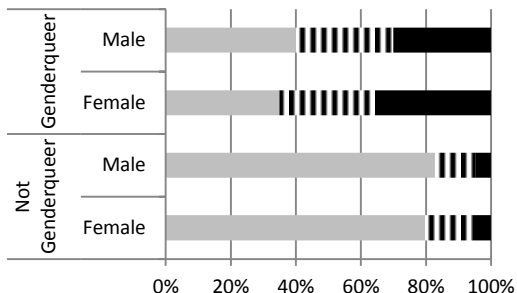


Within the past year, have you personally experienced any exclusionary (e.g., shunned, ignored), intimidating, offensive and/or hostile (bullied, harassing) behavior at UCSD?

Race/Ethnicity



Sex and Gender Identity



Top locations and sources of negative experiences by group:

	Top Locations	Top Sources	Top Behaviors
Gender Queer	Public space at UCSD Class or Lab Campus Housing Walking on Campus	Student Campus Organization Friend Campus media	Isolation Being ignored Staring Fear of a poor grade
Not Gender queer	Public space at UCSD Class or Lab Campus Housing Walking on Campus	Student Campus Organization Friend Faculty	Isolation Being ignored Staring Intimidated
Women	Public space at UCSD Class or Lab Campus Housing Walking on Campus	Student Campus Organization Friend Teaching Assistant	Isolation Being ignored Staring Intimidated
Men	Public space at UCSD Class or Lab Campus Housing UCSD Event	Student Friend Faculty	Isolation Being ignored Staring Intimidated
African Am./ Black	Public space at UCSD Class or Lab Campus Housing UCSD Event	Student Staff Student Off Campus comm. Mem. UCSD Visitor	Isolation Being ignored Staring
Latino	Public space at UCSD Class or Lab UCSD Event Social Networking Site	Student Staff Student Campus Police Faculty	Isolation Being ignored Staring Racial Profiling
Native Am.	Public space at UCSD Class or Lab Campus Housing Walking on Campus	Student Staff Friend	Not Available
Asian	Public space at UCSD Class or Lab Campus Housing Meeting with a group	Student Staff Student Campus Police Friend	Isolation Being ignored Staring Intimidated
Middle Eastern	Public space at UCSD Class or Lab Campus Housing Walking on Campus	Student Staff Student Campus Police Friend	Isolation Being ignored Staring Intimidated
Multi-Racial	Public space at UCSD Class or Lab Campus Housing Walking on Campus	Student Staff Student Campus Police Friend	Isolation Being ignored Staring Intimidated

¹ The first five written points are taken from the official Rankin Climate Survey Report for UCSD rather than the raw data. Results presented in tables and charts refer to undergraduate students only and were calculated by VC-EDI. All findings presented represent all surveys that were at least 50% completed by respondents. The number of total respondents (*n*'s) varied by survey question and, at times, by section within one question. Response rates for lesbian, queer, and Middle Eastern were very low and these results should be interpreted with caution. Numbers of respondents per category are available in the full VC-EDI report on the Climate Survey Findings for Undergraduate Students.